







Bumpy Superluminous Supernovae Powered by Magnetar-star Binary Engine

JIN-PING ZHU ^{1,2} LIANG-DUAN LIU ^{3,4} YUN-WEI YU ^{3,4} ILYA MANDEL ^{1,2} RYOSUKE HIRAI ^{1,2,5}
BING ZHANG ^{6,7} AND AMING CHEN⁸

¹*School of Physics and Astronomy, Monash University, Clayton Victoria 3800, Australia; jin-ping.zhu@monash.edu*

²*OzGrav: The ARC Centre of Excellence for Gravitational Wave Discovery, Australia*

³*Institute of Astrophysics, Central China Normal University, Wuhan 430079, China*

⁴*Key Laboratory of Quark and Lepton Physics (Central China Normal University), Ministry of Education, Wuhan 430079, China*

⁵*Astrophysical Big Bang Laboratory (ABBL), Cluster for Pioneering Research, RIKEN, Wako, Saitama 351-0198, Japan*

⁶*Nevada Center for Astrophysics, University of Nevada, Las Vegas, NV 89154, USA*

⁷*Department of Physics and Astronomy, University of Nevada, Las Vegas, NV 89154, USA*

⁸*Tsung-Dao Lee Institute, Shanghai Jiao Tong University, Shanghai 201210, China*

ABSTRACT

Wolf-Rayet stars in close binary systems can be tidally spun up by their companions, potentially leaving behind fast-spinning highly-magnetized neutron stars, known as “magnetars”, after core collapse. These newborn magnetars can transfer rotational energy into heating and accelerating the ejecta, producing hydrogen-poor superluminous supernovae (SLSNe). In this *Letter*, we propose that the magnetar wind of the newborn magnetar could significantly evaporate its companion star, typically a main-sequence or helium star, if the binary system is not disrupted by the SN kick. The subsequent heating and acceleration of the evaporated star material along with the SN ejecta by the magnetar wind can produce a post-peak bump in the SLSN lightcurve. Our model can reproduce the primary peaks and post-peak bumps of four example observed multiband SLSN lightcurves, revealing that the mass of the evaporated material could be $\sim 0.4 - 0.6 M_{\odot}$ if the material is hydrogen-rich. We suggest that the magnetar could induce strongly enhanced evaporation from its companion star near the pericenter if the orbit of the post-SN binary is highly eccentric, ultimately generating multiple post-peak bumps in the SLSN lightcurves. This “magnetar-star binary engine” model offers a possible explanation for the evolution of polarization, along with the origin and velocity broadening of late-time hydrogen or helium broad spectral features observed in some bumpy SLSNe. The diversity in the lightcurves and spectra of SLSNe may be attributed to the wide variety of companion stars and post-SN binary systems.

Keywords: Supernovae (1668); Light curves (918); Magnetars (992) Close binary stars (254)

1. INTRODUCTION

Hydrogen-poor superluminous supernovae (abbreviated to SLSNe hereafter) are a peculiar type of intrinsically bright SNe with a peak absolute magnitude $M < -21$ mag (Gal-Yam 2012, 2019), whose spectra usually lack hydrogen/helium features and commonly evolve from a hot photospheric phase with blue continua and weak absorption lines at early epochs into a cool photospheric phase resembling spectra of broad-line Type Ic SNe (SNe Ic-BL). The unusually high luminosity of SLSNe seriously challenges the traditional SN energy sources of radioactive decays of ^{56}Ni and ^{56}Co (Nicholl et al. 2013). Alternative scenarios are broadly grouped into two classes: (1) circumstellar medium (CSM) interaction (e.g., Chevalier & Irwin 2011; Chatzopoulos & Wheeler 2012; Chatzopoulos et al. 2013) and (2) energy

ejection from a central engine, such as the spin-down of a newborn millisecond magnetar (e.g., Kasen & Bildsten 2010; Woosley 2010) or fallback accretion onto a black hole (Dexter & Kasen 2013). Detailed systematic studies further revealed that a fraction ($\sim 30 - 80\%$) of SLSNe display significant bumps in their lightcurves (e.g., Hosseinzadeh et al. 2022; Chen et al. 2023a). These bumps provide a potential test of SLSN models.

The lightcurve bumps can be classified into two types: (1) an early bump before the main peak (e.g., Leloudas et al. 2012; Nicholl et al. 2015; Smith et al. 2016) and (2) late bumps or undulations appearing in the declining SLSN lightcurve (e.g., Yan et al. 2015, 2017; Nicholl et al. 2016; Fiore et al. 2021; Pursiainen et al. 2022; West et al. 2023). While the pre-peak bump are typically ascribed to a shock breakout signal (especially in

the magnetar engine model; Moriya & Maeda 2012; Piro 2015; Kasen et al. 2016; Margalit et al. 2018; Liu et al. 2021), the origin of the post-peak bumps is still under debate. The typical explanation is that the bumps are caused by the interaction of the SN ejecta with the CSM that is produced by the progenitor several decades before the SN explosion (e.g., Yan et al. 2015, 2017; Nicholl et al. 2016; Wang et al. 2016; Liu et al. 2018; Li et al. 2020; Fiore et al. 2021). Broad $H\alpha$ or He I emission lines appear in the late-time spectra of some bumpy SLSNe (e.g., Yan et al. 2015, 2017, 2020), which seemingly support this CSM-interaction explanation. Nevertheless, it remains challenging to understand how the progenitor star can drive such violent loss of hydrogen-rich and helium-rich materials during the period just before the SN explosion. One possibility is that, if the mass of the progenitor star can be as high as $\sim (70 - 140) M_{\odot}$, then the progenitor could experience a pulsational pair-instability process, leading to drastic mass loss (Woosley et al. 2007; Chatzopoulos & Wheeler 2012; Woosley 2017; Lin et al. 2023). However, the event rate of such pulsational pair-instability SNe, which is limited by the stringent mass requirement for the progenitors, could be too low to explain the relatively large number of observed SLSNe. Moreover, the high mass of the SN ejecta could be in tension with the rapidly evolving lightcurves of a remarkable fraction of SLSNe.

Alternatively, in the magnetar engine model, the lightcurve bumps can in principle be attributed to the intermittent violent energy releases from the magnetar (Yu & Li 2017; Dong et al. 2023) or the variable thermalization efficiency of the injected energy (Vurm & Metzger 2021; Moriya et al. 2022), while the general shape of the SLSN lightcurves can usually successfully be modeled by the magnetar spin-down whose temporal behavior scales as $L \propto t^{-2}$ (e.g., Inserra et al. 2013; Yu et al. 2017; Liu et al. 2017; Nicholl et al. 2017; Blanchard et al. 2020). However, the specific mechanism that would cause the significant variation in the energy released the magnetar is uncertain, though it would presumably be related to the progenitor star and magnetar formation physics.

The classical model suggested SLSN progenitors could arise from stars that can experience quasi-chemically homogeneous evolution (e.g., Yoon & Langer 2005; Woosley & Bloom 2006; Cantiello et al. 2007; de Mink et al. 2013; Mandel & de Mink 2016; Aguilera-Dena et al. 2018; Song & Liu 2023; Ghodla et al. 2023), directly evolving into fast-spinning and compact Wolf-Rayet stars. On the other hand, Detmers et al. (2008); Bogomazov & Popov (2009); Fuller & Lu (2022); Hu et al. (2023) proposed that the SLSN magnetars could origi-

nate from the core collapse of Wolf-Rayet stars that were tidally spun up by their companions in very compact binaries formed via dynamically unstable (common-envelope) or stable mass transfer. Hu et al. (2023) demonstrated that the fast-spinning magnetars formed from such tidally spin-up Wolf-Rayet stars can naturally satisfy the universal energy-mass correlation discovered from the observational statistics (Liu et al. 2022) and match the event rates of observed SLSNe, gamma-ray bursts, SNe Ic-BL, and fast blue optical transients.

On the other hand, detailed SN explosion models do not unambiguously connect rapidly rotating progenitors with magnetar formation (e.g., Torres-Forné et al. 2016; Müller & Varma 2020). Nor is there clear observational evidence for rapid rotation or pulsar wind nebulae in SN remnants hosting magnetars (Vink 2008). Therefore, our operating assumption that rapidly rotating magnetars born in close binaries can drive energetic and long-duration MWs has not yet been definitively validated, either theoretically or observationally.

For a close binary progenitor, the magnetar could remain bound to the companion star. In other words, the central engine of the SLSN could be a binary consisting of a magnetar and a main-sequence (MS) or helium star, rather than a solitary magnetar. Then powerful magnetar wind (MW) can evaporate the MS/helium star companion and eject outflows, which may be intermittent if the orbit is highly eccentric.

In this *Letter*, we assess the basic properties of this evaporative outflow and investigate the effect of the outflow on the SLSN lightcurve. In the proposed model, evaporated material creates a broad torus in the orbital plane of the binary which delays diffusion. The primary lightcurve peak then corresponds to the time when energy can diffuse in directions where there is little evaporated material, while later bumps correspond to diffusion through the combination of SN ejecta and evaporated material. Meanwhile, the broad-line $H\alpha$ or He I features can be naturally produced by the hydrogen-rich or helium-rich outflows from the MS/helium companion, which can finally be detected as the SN ejecta become transparent at late time. Here, the cosmological parameters are taken as $H_0 = 67.4 \text{ km s}^{-1} \text{ Mpc}^{-3}$, $\Omega_m = 0.315$, and $\Omega_{\Lambda} = 0.685$ (Planck Collaboration et al. 2020).

2. MAGNETAR-STAR BINARY ENGINE

In Figure 1, we present a schematic picture to describe the stages of the magnetar-star binary engine: (1) the pre-SN stage, (2) the SN explosion and magnetar formation, (3) the evaporation of the star by the MW, and (4) heating and acceleration of the approximately spherical SN ejecta and the torus-like evaporated material. In the

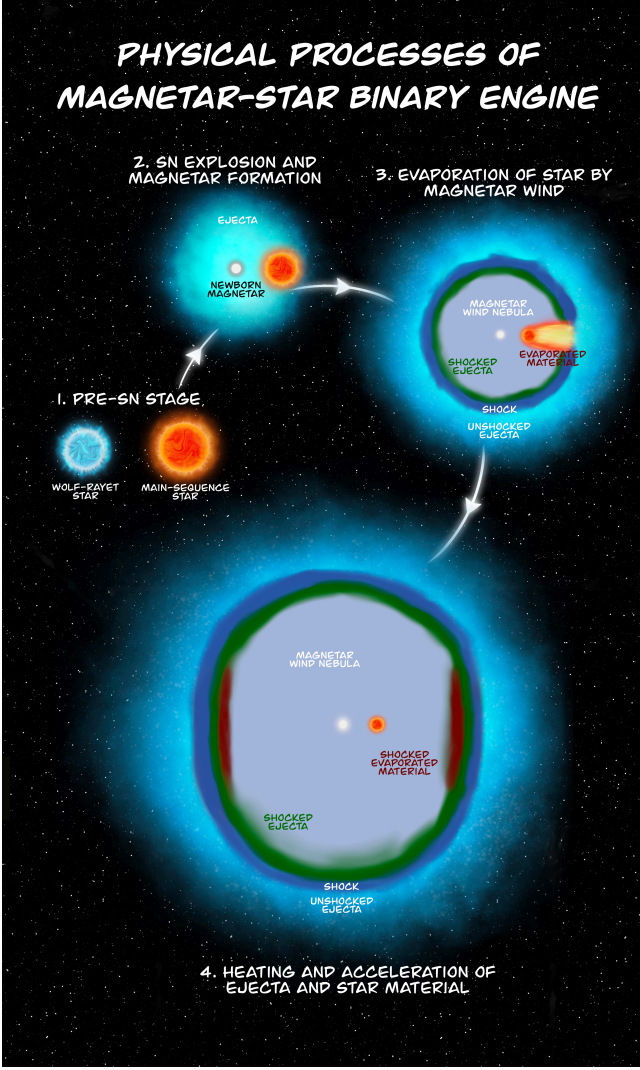


Figure 1. An illustration of the physical stages of the magnetar-star binary engine.

following sections, we will describe these processes and explore the origin of late-time SLSN lightcurve bumps caused by the magnetar-star binary engine.

2.1. Evaporation of a Companion

After the SN explosion of a Wolf-Rayet star in a close binary, a rapidly rotating magnetar may form. This magnetar loses its rotation energy via the magnetic dipole spin-down process with a luminosity of (Ostriker & Gunn 1971)

$$L_{\text{sd}} = \frac{L_{\text{sd},i}}{(1 + t/t_{\text{sd}})^2}, \quad (1)$$

where the initial luminosity is $L_{\text{sd},i} \simeq E_{\text{rot}}/t_{\text{sd}} = B_p^2 R^6 \Omega_i^4 / 6c^3 \simeq 10^{47} B_{p,14}^2 P_{i,-3}^{-4} \text{ erg s}^{-1}$ and the spin-down timescale is $t_{\text{sd}} = 3c^3 I / B_p^2 R^6 \Omega_i^2 \simeq 2 \times$

$10^5 B_{p,14}^{-2} P_{i,-3}^2 \text{ s}$ where B_p is the newborn magnetar's polar magnetic field strength, $E_{\text{rot}} = I\Omega_i^2/2$ is the rotational energy, Ω_i and $P_i = 2\pi/\Omega_i$ are the initial angular frequency and spin period, $I \simeq 10^{45} \text{ g cm}^2$ is the moment of inertia, $R \simeq 10^6 \text{ cm}$ is the radius, and c is the speed of light. Hereafter, we use the conventional notation $Q_x = Q/10^x$ in cgs units.

If the post-SN close-orbit binary system is not disrupted by the SN kick, the high-pressure MW from the newborn magnetar can evaporate the companion star with the entire process occurring within the enclosure of the SN ejecta. By assuming a circular orbit of the post-SN binary system, the evaporation rate of the companion star can be given by (van den Heuvel & van Paradijs 1988)

$$\begin{aligned} \dot{M}_{\text{ev}} &= f \left(\frac{R_\star}{a} \right)^2 \frac{L_{\text{sd}}}{2v_{\text{esc}}^2} \\ &= 0.1 f_{-1} M_{\star,4\odot}^{-1} R_{\star,3\odot}^3 a_{10\odot}^{-2} L_{\text{sd},i,45.5} M_\odot \text{ d}^{-1}, \end{aligned} \quad (2)$$

where f is the fraction of the incident wind energy that can be transferred to the companion star, $M_{\star,4\odot} = M_\star/(4 M_\odot)$ is the companion's mass, $R_{\star,3\odot} = R_\star/(3 R_\odot)$ is the companion's radius, $a_{10\odot} = a/(10 R_\odot)$ is the orbital radius of the post-SN orbit, and $v_{\text{esc}} = \sqrt{2GM_\star/R_\star} = 710 M_{\star,4\odot}^{1/2} R_{\star,3\odot}^{-1/2} \text{ km s}^{-1}$ is the escape velocity with gravitational constant G . The time for completely evaporating the star by the MW can be thus estimated as

$$t_{\text{ev}} \approx \frac{M_\star}{\dot{M}_{\text{ev}}} = 33 f_{-1}^{-1} M_{\star,4\odot}^2 R_{\star,3\odot}^{-3} a_{10\odot}^2 L_{\text{sd},i,45.5}^{-1} \text{ d}. \quad (3)$$

We can then estimate the mass of the evaporated material as

$$\begin{aligned} M_{\text{ev}} &\approx \dot{M}_{\text{ev}} \min(t_{\text{ev}}, t_{\text{sd}}) \\ &\approx \min(M_\star, f_{-1} M_{\star,4\odot}^{-1} R_{\star,3\odot}^3 a_{10\odot}^{-2} E_{\text{rot},51.5} M_\odot). \end{aligned} \quad (4)$$

Therefore, complete evaporation of companion stars in a fraction of systems can be achievable within $t_{\text{ev}} \lesssim t_{\text{sd}}$ if the MWs are powerful, the companion stars are not too massive, the post-SN systems are very close, and the energy transfer efficiency is very high; otherwise, the stars can be partially evaporated by the newborn magnetars¹.

Tides are expected to efficiently spin up Wolf-Rayet stars in close binaries with an orbital period of $\lesssim 2 \text{ d}$ (e.g., Qin et al. 2018; Fuller & Ma 2019; Hu et al. 2023),

¹ In addition to the evaporation of the stars by the newborn magnetars, SN explosions can inject energy into the companion stars (Hirai et al. 2018; Ogata et al. 2021; Hirai 2023), causing them to inflate and thus facilitating their evaporation by the magnetars.

causing them to leave behind rapidly spinning magnetars that drive SLSN explosions. This corresponds to a pre-SN orbital radius of $a \lesssim 13 R_\odot$ for two stars with an equal mass of $4 M_\odot$. Previous statistical studies (e.g., Yu et al. 2017; Liu et al. 2017; Nicholl et al. 2017; Hosseinzadeh et al. 2022) showed that the typical values of $L_{\text{sd},i}$, t_{sd} and ejecta mass M_{ej} for the observed SLSN population are $\sim 3 \times 10^{45} \text{erg s}^{-1}$, $\sim 10 \text{d}$, and $\sim 4 M_\odot$, respectively. For these representative values, one can expect that the mass of the evaporated material M_{ev} should generally exceed a few $0.1 M_\odot$ by assuming that the pre-SN and post-SN orbital radii are similar and the companion mass is similar to the ejecta mass.

The evaporated outflow will be initially accelerated outward along the line extending from the magnetar to the star due to the acceleration by the MW. Defining the orbital plane of the magnetar-star binary as the equatorial plane, the evaporated material would ultimately form a torus-like structure (e.g., Yu et al. 2019) distributed around this plane. We denote the half-opening angle of evaporated material in the latitudinal direction with θ_{ev} . The torus will occupy a fraction $f_{\text{ev}} = \sin \theta_{\text{ev}}$ of the sky as viewed from the magnetar. The angular radius of the companion as viewed from the magnetar is $\tan(\theta_\star) = R_\star/a$; since $a \lesssim 13 R_\odot$ for two $4 M_\odot$ stars, the torus could typically occupy $f_{\text{ev}} \gtrsim 0.23 R_{\star,3\odot} a_{13\odot}^{-1}$ of the sky if $\theta_{\text{ev}} \approx \theta_\star$.

2.2. Late-time Bump

In the polar direction of a magnetar-star close-orbit binary system, the newborn magnetar can directly heat and accelerate the ejecta to drive magnetar-powered SLSNe without being blocked by the evaporated material. Its peak time can be determined by the effective diffusion time of

$$t_{\text{d,p}} \approx \left(\frac{3\kappa_{\text{ej}} M_{\text{ej}}}{4\pi v_{\text{ej,p}} c} \right)^{1/2} \approx 31 M_{\text{ej},4\odot}^{3/4} L_{\text{sd},i,45.5}^{-1/2} t_{\text{sd},6}^{-1/2} \text{d}, \quad (5)$$

where $\kappa_{\text{ej}} = 0.1 \text{cm}^2 \text{g}^{-1}$ is the opacity for ejecta dominated by carbon and oxygen (e.g., Inserra et al. 2013; Nicholl et al. 2015), and $v_{\text{ej,p}} \approx \sqrt{2(E_{\text{rot}} + E_{\text{SN}})/M_{\text{ej}}} \approx \sqrt{2E_{\text{rot}}/M_{\text{ej}}}$. Here, we assume that for a magnetar-powered SLSN, the energy extracted from the magnetar spin-down dominates over the core-collapse SN explosion energy, $E_{\text{rot}} \gg E_{\text{SN}} \approx 10^{51} \text{erg}$. Based on the Arnett (1982) law, the luminosity at peak can be approximated as the instantaneous spin-down luminosity at the peak time, i.e., $L_{\text{mag,p}}^{\text{peak}} \approx (1 - f_{\text{ev}}) L_{\text{sd}}(t_{\text{d,p}}) \approx 3.1 \times 10^{44} \left(\frac{1-f_{\text{ev}}}{0.7} \right) M_{\text{ej},4\odot}^{-3/2} L_{\text{sd},i,45.5}^2 t_{\text{sd},6}^3 \text{erg s}^{-1}$ if $t_{\text{sd}} \ll t_{\text{d,p}}$.

Near the equatorial plane of the system, the magnetar needs to heat and accelerate both the ejecta and evaporated material. Because the evaporated material

initially blocks the SN ejecta, MW energy is first deposited into this material, accelerating it until it catches up with the ejecta. At this stage, the evaporated material, which previously had a broad velocity distribution, would be swept into a thin shell located within the inner part of the ejecta by the MW. After a time of order the diffusion time through the combined SN ejecta and evaporated material, magnetar-powered emission can emerge through the torus near the equatorial plane. Similar to Equation (5), the peak time of the equatorial magnetar-powered emission is

$$t_{\text{d,e}} \approx \left[\frac{3(\kappa_{\text{ej}} M_{\text{ej}} + \kappa_{\text{ev}} M_{\text{ev}}/f_{\text{ev}})}{4\pi v_{\text{ej,e}} c} \right]^{1/2}, \quad (6)$$

where $v_{\text{ej,e}} = \sqrt{2(E_{\text{rot}} + E_{\text{SN}})/(M_{\text{ej}} + M_{\text{ev}}/f_{\text{ev}})}$ is the velocity of the equatorial ejecta and evaporated material. Since most of the stars accompanying SLSN progenitors could be MS stars, our calculations only consider the evaporated material to be hydrogen-rich. The opacity of the fully-ionized hydrogen-rich material is set to be $\kappa_{\text{ev}} = 0.33 \text{cm}^2 \text{g}^{-1}$ (Moriya et al. 2011; Chatzopoulos & Wheeler 2012). In Section 2.1, we have estimated the mass of the evaporated material M_{ev} , which should generally exceed a few $0.1 M_\odot$. Although M_{ev} is much lower than M_{ej} , the peak time of the equatorial magnetar-powered emission can be significantly delayed because the evaporated material is concentrated near the equatorial plane and $\kappa_{\text{ev}} > \kappa_{\text{ej}}$. For example, if $M_{\text{ej}} = 4 M_\odot$, $E_{\text{rot}} = 3 \times 10^{51} \text{erg}$, $M_{\text{ev}} = 0.5 M_\odot$, and $f_{\text{ev}} = 0.3$, one can obtain $t_{\text{d,e}} \approx 52 \text{d}$, longer than $t_{\text{d,p}} \approx 31 \text{d}$ in Equation (5). The peak radiated luminosity of the equatorial magnetar-powered emission is given by $L_{\text{mag,e}}^{\text{peak}} \approx f_{\text{ev}} L_{\text{sd}}(t_{\text{d,e}})$, or a fraction $f_{\text{ev}}/(1 - f_{\text{ev}}) \gtrsim 30\%$ of the radiated luminosity of the polar magnetar-powered emission at $t_{\text{d,e}}$. If observers treat the early polar magnetar-powered emission as the peak SLSN emission, the late-time equatorial magnetar-powered emission would be interpreted as a bump in the lightcurve.

3. LIGHTCURVE

3.1. Models

For the magnetar-powered from the polar direction, we calculate the bolometric luminosity by including the gamma-ray leakage effect in the standard SN diffusion equation as (Arnett 1982; Wang et al. 2015)

$$L_{\text{mag,p}}(t) = (1 - f_{\text{ev}}) e^{-(t/t_{\text{d,p}})^2} \int_0^t 2L_{\text{sd}}(t') \frac{t'}{t_{\text{d,p}}} e^{(t'/t_{\text{d,p}})^2} \left(1 - e^{-A_{\text{p}} t'^{-2}} \right) \frac{dt'}{t_{\text{d,p}}}, \quad (7)$$

where the factor $A_p = 3\kappa_{\gamma,p}M_{ej}/4\pi v_{ej,p}^2$ accounts for gamma-ray leakage and $\kappa_{\gamma,p}$ is the effective gamma ray opacity for the polar ejecta. Similar to Equation (7), the magnetar-powered bolometric lightcurve from the equatorial direction can be written as

$$L_{\text{mag,e}}(t) = f_{\text{ev}}e^{-(t/t_{d,e})^2} \int_{t_{\text{delay}}}^t 2L_{\text{sd}}(t') \frac{t'}{t_{d,e}} e^{(t'/t_{d,e})^2} (1 - e^{-A_e t'^{-2}}) \frac{dt'}{t_{d,e}}, \quad (8)$$

where the factor A_e is given by $A_e = 3\kappa_{\gamma,e}(M_{ej} + M_{\text{ev}}/f_{\text{ev}})/4\pi v_{ej,e}^2$ and $\kappa_{\gamma,e}$ is the effective gamma ray opacity for the equatorial ejecta and evaporated material. The delay time t_{delay} reflects the time it takes for the evaporation of the companion by the MW and for the evaporated material to catch up to the ejecta, along with some uncertain processes such as thermal energy transformation and thermalization heating. In our fits, we treat t_{delay} as a free parameter due to these uncertainties.

Furthermore, emission powered by the radioactive decay of ^{56}Ni and ^{56}Co , as well as the emission powered by the interaction between the SN ejecta and accelerated evaporated material, can also contribute to SLSN lightcurves. However, as discussed in Appendix 1, we find that these two sources of emission are always subdominant to the magnetar-powered emission and hence we ignore their contribution to the SLSN lightcurves. Therefore, the total bolometric luminosity is $L_{\text{tot}}(t) = L_{\text{mag,p}}(t) + L_{\text{mag,e}}(t)$.

3.2. Lightcurve Fitting

In this section, we apply our model to multi-band SLSN lightcurves with one post-peak bump. The origin of multiple post-peak bumps in some SLSN lightcurves will be discussed in Section 4.

From the literature, we select SLSNe with lightcurves that are well sampled with a distinct primary peak for both the rising and declining phases in at least two filters. Furthermore, our criterion requires the late-time lightcurves of our selected SLSNe to deviate from the smooth decline trend of the primary peak, displaying one post-peak bump that contains a complete rising and declining structure. Our sample includes four SLSNe whose basic information is listed in Table 1.

In order to calculate the monochromatic luminosity of SLSNe, we define the photosphere temperature of magnetar-powered emission from the polar SN ejecta with bolometric luminosity $L_{\text{mag,p}}$ as

$$T_{\text{ph,p}} = \max \left[\left(\frac{L_{\text{mag,p}}}{4\pi(1 - f_{\text{ev}})\sigma_{\text{SB}}v_{\text{ph,p}}^2 t^2} \right)^{1/4}, T_{\text{fl,p}} \right], \quad (9)$$

Table 1. Basic information for selected well-sampled SLSNe

| Name | Redshift | Reference |
|-----------|----------|---|
| PTF10hgi | 0.100 | Inserra et al. (2013); De Cia et al. (2018) |
| PS1-12cil | 0.32 | Lunnan et al. (2018) |
| SN2018kyt | 0.1080 | Yan et al. (2020); Chen et al. (2023b) |
| SN2019stc | 0.1178 | Gomez et al. (2021); Chen et al. (2023b) |

where σ_{SB} is the Stefan-Boltzmann constant, $T_{\text{fl,p}}$ is the floor temperature motivated by the observations (e.g., Inserra et al. 2013; Nicholl et al. 2017; Omand & Sarin 2024) and we approximate the photospheric velocity as $v_{\text{ph,p}} = v_{\text{ej,p}}$. For the magnetar-powered emission from the near-equatorial SN ejecta and evaporated material $L_{\text{mag,e}}$, one can calculate the photosphere temperature $T_{\text{ph,e}}$ by replacing $L_{\text{mag,p}}$, $T_{\text{fl,p}}$, $v_{\text{ph,p}}$, and the factor $1 - f_{\text{ev}}$ in Equation (9) with $L_{\text{mag,e}}$, $T_{\text{fl,e}}$, $v_{\text{ph,e}} = v_{\text{ej,e}}$, and f_{ev} , respectively. Besides the floor temperature, extinction from the Milky Way and the SLSN host galaxy can affect the color evolution of lightcurve. We take a fixed value of $R_V = 3.1$ for the Milky Way extinction (Schlafly & Finkbeiner 2011), while the host extinction A_V is assumed to be a free parameter.

We infer the free parameters in the magnetar-star binary engine model for the multiband lightcurves of the collected bumpy SLSNe with a Markov Chain Monte Carlo method, using the `emcee` package (Foreman-Mackey et al. 2013). By setting the first observed data as the zero point, we define a time t_{shift} to leftward shift SLSN lightcurve. In total, our model includes 12 free parameters. The log likelihood function is $\ln \mathcal{L} = -0.5 \sum_{i=1}^n (O_i - M_i)^2 / \sigma_i^2$, where O_i , σ_i , and M_i are the i -th of n observed apparent magnitudes, observation uncertainties, and model apparent magnitudes, respectively. The priors on these fitting parameters, which are assumed to be independent, and posteriors medians with 16% and 84% quantiles for each event are listed in Table 2. The best fits to the multiband lightcurves are presented in Figure 2. An example corner plot of the posterior probability distributions is shown in Figure 4 in Appendix 2.

Generally, the primary peaks of the multiband SLSN lightcurves, as well as the post-peak bumps, can be well fit by our magnetar-star binary engine model. In previous literature, the typical values of the magnetar parameters and ejecta mass were given as $P_1 \sim 3$ ms, $B_p \sim 2 \times 10^{14}$ G, and $M_{\text{ej}} \sim 4 M_{\odot}$ (e.g., Yu et al. 2017; Liu et al. 2017; Nicholl et al. 2017; Kumar et al. 2024). As shown in Table 2, our inferred values of the magnetar parameters and ejecta mass are $P_1 \sim 2 - 4$ ms,

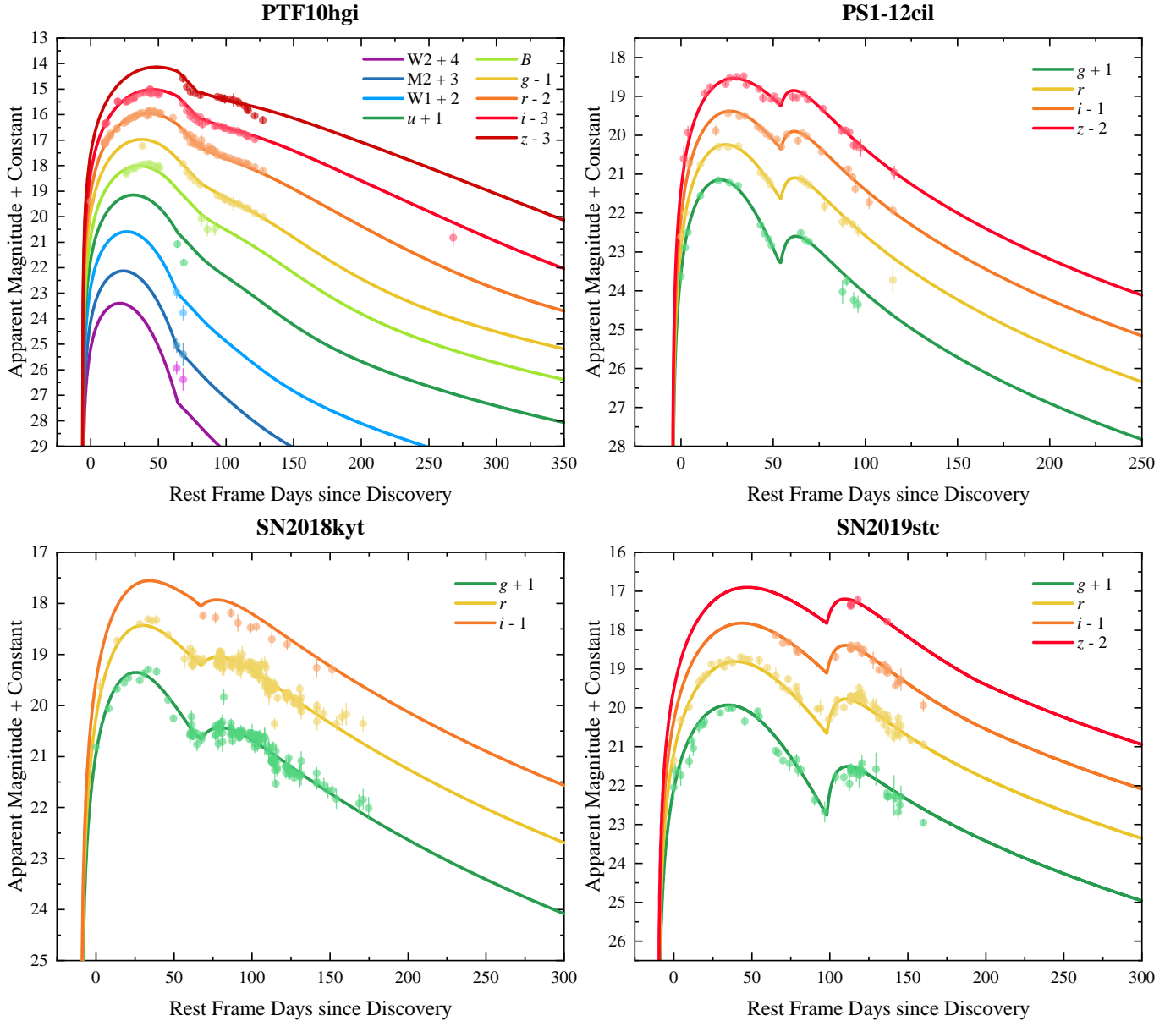


Figure 2. Best fits (solid lines) to multi-wavelength lightcurves of selected bumpy SLSNe (dots with error bars) in our magnetar-star binary engine model. The label in each panel shows the different bands represented by different colors.

$B_p \sim 6 \times 10^{13} - 1.5 \times 10^{14}$ G, and $M_{ej} \sim 2.5 - 6 M_\odot$, which are consistent with the statistical results presented in the literature. The masses of the evaporated material in our bumpy SLSN sample are concentrated around $\sim 0.5 M_\odot$, implying that only a fraction of the material from the companion stars can be stripped and evaporated by the newborn magnetars. PTF10hgi, whose post-peak bump is the least significant in our sample, has the lowest f_{ev} at ~ 0.24 , while f_{ev} for other collected SLSNe can be as high as $\sim 0.5 - 0.6$.

4. SUMMARY AND DISCUSSION

The effect of companions on SN lightcurves has already been discussed in the literature (e.g., [Soker 2020](#);

[Gao et al. 2020](#); [Hirai & Podsiadlowski 2022](#); [Wen et al. 2023](#)), and has been observed in SN2022jli ([Moore et al. 2023](#); [Chen et al. 2024](#)), identified as a normal Type Ic SN. In this *Letter*, we propose a magnetar-star binary engine model to explain bumpy SLSNe. Our model can accurately reproduce the primary peak and post-peak bump of the collected multiband lightcurves of bumpy SLSNe. In the following, we suggest that this magnetar-star binary engine can offer an explanation for the polarization evolution, as well as for the origin of velocity broadening of late-time broad hydrogen or helium features, observed in some bumpy SLSNe. It is expected that the diversity in the lightcurves and spec-

Table 2. Fitting parameter priors and posteriors for some well-sampled bumpy SLSNe

| Parameter | Prior | | Posterior | | | |
|---|--------------|--------------|-----------------------|-----------------------|-----------------------|------------------------|
| | Distribution | Bounds | PTF10hgi | PS1-12cil | SN2018kyt | SN2019stc |
| P_i/ms | Flat | [0.7, 20] | $2.94^{0.08}_{0.09}$ | $1.99^{0.17}_{0.15}$ | $4.15^{0.12}_{0.15}$ | $2.25^{0.33}_{0.28}$ |
| $B_p/10^{14}\text{G}$ | Log-flat | [0.1, 10] | $1.15^{0.04}_{0.04}$ | $1.04^{0.15}_{0.13}$ | $1.44^{0.03}_{0.04}$ | $0.64^{0.11}_{0.10}$ |
| M_{ej}/M_\odot | Flat | [0.1, 30] | $6.10^{0.26}_{0.18}$ | $2.65^{0.23}_{0.14}$ | $2.82^{0.15}_{0.14}$ | $4.86^{0.44}_{0.44}$ |
| M_{ev}/M_\odot | Flat | [0.1, 30] | $0.43^{0.10}_{0.08}$ | $0.44^{0.10}_{0.10}$ | $0.60^{0.08}_{0.07}$ | $0.49^{0.25}_{0.13}$ |
| f_{ev} | Flat | [0.01, 0.99] | $0.24^{0.01}_{0.01}$ | $0.66^{0.04}_{0.04}$ | $0.48^{0.02}_{0.01}$ | $0.66^{0.06}_{0.04}$ |
| $T_{H,p}/10^3\text{K}$ | Log-flat | [1, 20] | $7.69^{0.24}_{0.20}$ | $6.72^{0.22}_{0.35}$ | $6.46^{0.14}_{0.12}$ | $2.08^{0.62}_{0.70}$ |
| $T_{H,e}/10^3\text{K}$ | Log-flat | [1, 20] | $1.37^{0.57}_{0.26}$ | $8.48^{0.31}_{0.26}$ | $7.53^{0.27}_{0.24}$ | $7.24^{0.27}_{0.28}$ |
| $\log_{10}(\kappa_{\gamma,p}/\text{cm}^2\text{g}^{-1})$ | Flat | [-3, 3] | $-2.49^{0.07}_{0.08}$ | $-1.41^{0.08}_{0.06}$ | $-0.72^{0.10}_{0.09}$ | $-1.69^{0.09}_{0.09}$ |
| $\log_{10}(\kappa_{\gamma,e}/\text{cm}^2\text{g}^{-1})$ | Flat | [-3, 3] | $1.00^{0.94}_{0.55}$ | $-1.53^{0.15}_{0.14}$ | $-1.42^{0.10}_{0.09}$ | $-1.66^{0.15}_{0.17}$ |
| A_V/mag | Flat | [0, 1] | $0.32^{0.03}_{0.04}$ | $0.15^{0.03}_{0.03}$ | $0.01^{0.02}_{0.01}$ | $0.80^{0.07}_{0.12}$ |
| $t_{\text{delay}}/\text{d}$ | Flat | [0, 300] | $83.52^{0.93}_{0.27}$ | $58.34^{0.46}_{0.33}$ | $76.85^{0.40}_{0.25}$ | $107.28^{0.74}_{0.43}$ |
| $t_{\text{shift}}/\text{d}$ | Flat | [0, 300] | $6.18^{0.16}_{0.21}$ | $4.48^{0.31}_{0.38}$ | $6.03^{0.45}_{0.18}$ | $9.11^{0.59}_{0.30}$ |

NOTE—We note that $T_{H,e}$ of PTF10hgi might be imprecisely constrained. This is due to the main peak not showing a clear declining lightcurve, resulting in the posterior of $T_{H,e}$ being similar to the prior.

tra of SLSNe may be attributed to the wide variety of companion stars and post-SN binary systems.

4.1. Origin of broad-line $H\alpha$ lines

Yan et al. (2015, 2017) reported three bumpy SLSNe that exhibit broad-line $H\alpha$ emission with velocity widths of $\sim 4000 - 6000 \text{ km s}^{-1}$ at $> 100 \text{ d}$ after the peaks. They also proposed that $\sim 10 - 30\%$ of SLSNe could display such hydrogen features in their spectra. Quimby et al. (2018) identified that PTF10hgi, which is also discussed in this *Letter* as one of our fitted SLSNe, shows late-time $H\alpha$ with a velocity of $10,000 \text{ km s}^{-1}$. Furthermore, these observed $H\alpha$ lines have an overall blue-ward shift relative to the SLSN hosts. In the literature, some SLSN bumps and these late-time $H\alpha$ emissions are usually attributed to the ejecta colliding with a hydrogen-rich CSM (e.g., Yan et al. 2015, 2017; Nicholl et al. 2016; Wang et al. 2016; Liu et al. 2018), which was previously ejected from a pulsation pair-instability SN (Woosley 2017) with a $\sim (70 - 140) M_\odot$ progenitor, which experienced violent mass loss decades before the explosion. It was also proposed that $H\alpha$ emission could originate from material stripped off the MS companion by the SN explosion (e.g., Moriya et al. 2015; Hirai et al. 2018). However, simulations by Liu et al. (2015) reached the opposite conclusion: that most SNe would lead to inefficient mass stripping of their MS companion stars.

Our magnetar-star binary engine model can naturally explain the origin of broad-line $H\alpha$ lines from bumpy SLSNe. Since the evaporated material is distributed in the inner layer of the ejecta, the MW can excite this hydrogen-rich material, which can be observable once the ejecta become transparent. Following the fitting re-

sults of our SLSN sample listed in Table 2, the velocity of the evaporated material $v_{ej,e}$ can range from ~ 6000 to $13,000 \text{ km s}^{-1}$. By assuming that $v_{ej,e}$ is equal to the velocity of $H\alpha$ line broadening, our inferred velocities are roughly consistent with the observation values (Yan et al. 2015, 2017; Quimby et al. 2018). The overall blueshift of the observed $H\alpha$ emission could be caused by a viewing angle effect due to a potentially complicated angular distribution of the evaporated material.

Population synthesis simulations by Hu et al. (2023) indicate that $\sim 65 - 75\%$ of companions of SLSN progenitors in close binaries are MS stars, while $\sim 10 - 15\%$ are majorly $\lesssim 1 - 2 M_\odot$ helium stars. Consequently, one might expect to detect broad helium features in the spectra of some SLSNe, as confirmed by Yan et al. (2020).

4.2. Origin of Multiple Post-peak Bumps and Diversity of SLSN Lightcurves

This *Letter* suggests that SLSN lightcurves with one post-peak bump can result from the evaporation of companion stars by newborn magnetars when the post-SN binary systems have a close circular orbit. If the binary is unbound by the SN explosion, reaching an eccentricity $e \geq 1$, but the magnetar can skim close to the surface of the MS companion, the MW could evaporate a large amount of material at the pericenter. As a result, the final declining SLSN lightcurve could also have only one bump. Due to the abrupt mass loss and natal kick accompanying a SN explosion, the post-SN binary systems may remain bound with very high eccentricities. Newborn magnetars could induce violent evaporation from their companion stars near the perihelions periodically, resulting in SLSN lightcurves with multiple bumps. Ob-

servationally, $\sim 20 - 70\%$ SLSNe can be well explained by a smooth magnetar model (e.g., Hosseinzadeh et al. 2022; Chen et al. 2023a). One possible reason is that these systems are directly disrupted by SN kicks, and the magnetars and their companions move in opposite directions, resulting in very little evaporated material. Additionally, Hu et al. (2023) found via population synthesis modelling that $\sim 10 - 20\%$ of companions of SLSN progenitors could be NSs or BHs. Although the systems are not disrupted, the final SLSN lightcurves can plausibly be powered by a magnetar engine alone.

4.3. Viewing Angle Effect

If the post-SN orbit is circular, the evaporated material typically distributes around the equatorial plane. The magnetar-powered emission in the polar direction is expected to be brighter than that in the equatorial direction. Thus, the SLSN emission powered by the magnetar-star binary engine should be viewing-angle-dependent. Furthermore, if the post-SN orbit is highly eccentric, the evaporated material might be even more anisotropic, acquiring a shape possibly resembling a crescent, which could lead to a greater viewing angle effect on the SLSN lightcurves.

The asymmetric explosion of SLSNe powered by the magnetar-star binary engine could yield polarized emission. Shortly after the explosion, the central injection from the magnetar has little influence on the nearly-symmetric outer ejecta. The photosphere is at the outer edge of the ejecta, resulting in low observed polarization. With time evolution, the magnetar central injection causes the polar ejecta, with lower mass, to move faster, while the equatorial ejecta and evaporated material, with higher mass, move more slowly. As indicated in Figure 1, the final geometrical structure of the material at the inner boundary could be ellipsoidal. As the photosphere penetrates deeper inside the ejecta and evaporated material, an increase in polarization will be observed. This polarization evolution and ejecta profile has been confirmed for some bumpy SLSNe, e.g., SN2015bn and SN2017egm (e.g., Inserra et al. 2016; Leloudas et al. 2017; Saito et al. 2020).

The best-fit values of f_{ev} in our sample reach as high as ~ 0.66 , corresponding to $\theta_{\text{ev}} \sim 0.72$, which would exceed the angular radius of the companion star as viewed from the magnetar, i.e., $\theta_{\star} \sim R_{\star}/a \sim 0.23 R_{\star,3\odot} a_{13\odot}^{-1}$. One possible reason is that as the evaporated material moves outward, it could spread over a greater angle, potentially causing θ_{ev} to be larger than θ_{\star} . Additionally, the line of sight of some SLSNe may be close equatorial, resulting in a larger observed proportion of magnetar-powered emission from the equatorial ejecta and evaporated ma-

terial. More detailed dynamical evolution of the evaporated material, as well as more comprehensive radiation transport simulations of the viewing-angle-dependent lightcurve and polarization evolution of SLSN emissions powered by the magnetar-star binary engine, are topics for further study.

Software: Python, <https://www.python.org/>; Matlab, <https://www.mathworks.com/>; emcee (Foreman-Mackey et al. 2013); corner (Foreman-Mackey 2016); OriginPro, <https://www.originlab.com/originpro/>; Procreate, <https://procreate.com>

ACKNOWLEDGMENTS

We thank Ping Chen, Zi-Gao Dai, Jim Fuller, He Gao, Rui-Chong Hu, Yachen Kang, Ying Qin, Yong Shao, Guang-Lei Wu, and Yuan-Pei Yang for helpful comments. JPZ, IM & RH acknowledge support from the Australian Research Council Centre of Excellence for Gravitational Wave Discovery (OzGrav), through project number CE17010004. IM is a recipient of the Australian Research Council Future Fellowship FT190100574. LDL is supported by the National Natural Science Foundation of China under Grant No. 12303047 and the Hubei Provincial Natural Science Foundation under Grant No. 2023AFB321. YWY is supported by the science research grant from the China Manned Space Project with No. CMS-CSST-2021-A12, the National Natural Science Foundation of China (Grant No. 12393811), the National SKA Program of China (2020SKA0120300), and the National Key Research and Development Programs of China (2021YFA0718500). AC is supported by the China Postdoctoral Science Foundation (No. 2023T160410).

APPENDIX

1. EMISSION FROM RADIOACTIVE DECAY AND INTERACTION OF EVAPORATED MATERIAL WITH EJECTA

The injection luminosity powered by the energy released via the radioactive decay of ^{56}Ni and ^{56}Co is given by (Nadyozhin 1994; Arnett 1996)

$$L_{\text{r}} = (6.54e^{-t/t_{\text{Ni}}} + 1.45e^{-t/t_{\text{Co}}}) \frac{M_{\text{Ni}}}{1 M_{\odot}} \times 10^{43} \text{erg s}^{-1}, \quad (\text{A1})$$

where $t_{\text{Ni}} = 8.8 \text{d}$ and $t_{\text{Co}} = 111.3 \text{d}$ are the mean lifetimes of the nuclei, and M_{Ni} is the nickel mass in solar masses, which we scale to $M_{\text{Ni}} = 0.1 M_{\text{ej}}$. Thus, the ^{56}Ni -powered bolometric lightcurve from the polar and

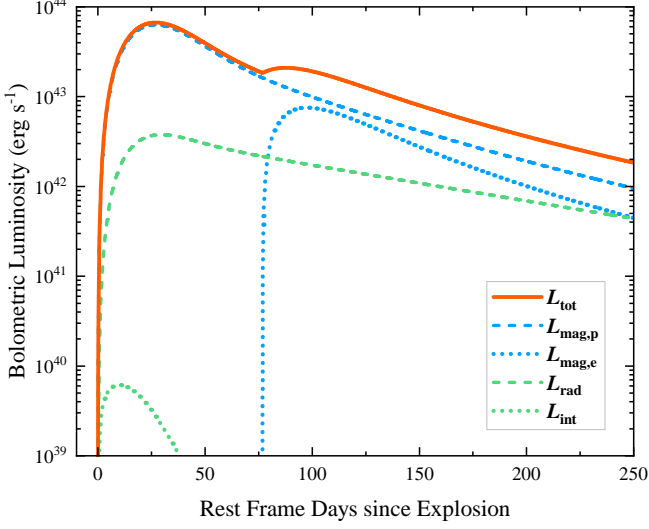


Figure 3. Bolometric lightcurves based on the best fit to the multiband lightcurves of SN2018kyt. The blue dashed, blue dotted, green dashed, and green dotted lines represent the contributions from the magnetar injection from the polar ejecta, the magnetar injection from the equatorial evaporated material and ejecta, radioactive heating, and interaction between the evaporated material and ejecta, respectively. The solid red line is the total luminosity.

equatorial directions can be expressed as

$$L_{\text{rad,p}}(t) = (1 - f_{\text{ev}})e^{-(t/t_{\text{d,p}})^2} \int_0^t 2L_{\text{r}}(t') \frac{t'}{t_{\text{d,p}}} e^{(t'/t_{\text{d,p}})^2} \frac{dt'}{t_{\text{d,p}}},$$

$$L_{\text{rad,e}}(t) = f_{\text{ev}}e^{-(t/t_{\text{d,e}}^{\text{rad}})^2} \int_0^t 2L_{\text{r}}(t') \frac{t'}{t_{\text{d,e}}^{\text{rad}}} e^{(t'/t_{\text{d,e}}^{\text{rad}})^2} \frac{dt'}{t_{\text{d,e}}^{\text{rad}}}, \quad (\text{A2})$$

where we note the effective diffusion time from the equatorial direction is $t_{\text{d,e}}^{\text{rad}} = (3\kappa_{\text{ej}}M_{\text{ej}}/4\pi v_{\text{ej,e}}c)^{1/2}$ since ^{56}Ni is located at the inner part of the ejecta.

After the material evaporated from the MS companion is accelerated by the MW, this material can collide with and interact with the ejecta. Because the evaporated material can block the MW, preventing the acceleration of the equatorial SN ejecta, we assume that the ejecta have a broken power-law density profile following SN numerical simulations (Chevalier & Soker 1989; Matzner & McKee 1999):

$$\rho_{\text{SN}}(v, t) = \begin{cases} \zeta_{\rho} \frac{M_{\text{ej}}}{v_{\text{tr}}^3 t^3} \left(\frac{v}{v_{\text{tr}}}\right)^{-\delta}, & v < v_{\text{tr}}, \\ \zeta_{\rho} \frac{M_{\text{ej}}}{v_{\text{tr}}^3 t^3} \left(\frac{v}{v_{\text{tr}}}\right)^{-n}, & v \geq v_{\text{tr}}, \end{cases} \quad (\text{A3})$$

with a transition of the density occurring at a velocity coordinate of $v_{\text{tr}} = \zeta_{\nu} \sqrt{E_{\text{SN}}/M_{\text{ej}}}$, where $\zeta_{\rho} = (n-3)(3-\delta)/4\pi(n-\delta)$ and $\zeta_{\nu} = \sqrt{2(5-\delta)(n-5)/(n-3)(3-\delta)}$.

For core-collapse SNe, we adopt typical values of $n = 10$ and $\delta = 1$ as fiducial (Chevalier & Soker 1989). The high-pressure MW can sweep the evaporated material into a thin shell. Since the shell moves faster than the local ejecta, a radiation-dominated shock can be formed at the front of the shell. The conservation equations of mass, momentum, and energy describe the shell dynamics (e.g., Chevalier & Fransson 1992; Chevalier 2005; Kasen et al. 2016; Liu et al. 2021):

$$\frac{dM_{\text{sh}}}{dt} = 4\pi R_{\text{sh}}^2 \rho_{\text{SN}}(v_{\text{sh}} - v_{\text{SN}}),$$

$$M_{\text{sh}} \frac{dv_{\text{sh}}}{dt} = 4\pi R_{\text{sh}}^2 [p_{\text{b}} - \rho_{\text{SN}}(v_{\text{sh}} - v_{\text{SN}})^2],$$

$$\frac{d(4\pi p_{\text{b}} R_{\text{sh}}^3)}{dt} = L_{\text{sd}}(t) - 4\pi p_{\text{b}} R_{\text{sh}}^2 \frac{dR_{\text{sh}}}{dt} - \frac{L_{\text{mag,e}}(t)}{f_{\text{ev}}}, \quad (\text{A4})$$

where the shell mass, radius, and velocity are M_{sh} , R_{sh} , $v_{\text{sh}} = dR_{\text{sh}}/dt$, respectively, $v_{\text{SN}} = R_{\text{sh}}/t$ is the ejecta velocity at radius R_{sh} , ρ_{SN} is the pre-shock ejecta density at the front of the shell, and p_{b} is the pressure in the magnetar-driven bubble. For simplicity, we assume the initial values of M_{sh} and v_{sh} are $M_{\text{ev}}/f_{\text{ev}}$ and v_{esc} . The local heating rate of the shock is given by (Kasen et al. 2016; Li & Yu 2016; Liu et al. 2021)

$$H_{\text{sh}}(t) = \frac{1}{2} \frac{dM_{\text{sh}}}{dt} (v_{\text{sh}} - v_{\text{SN}})^2. \quad (\text{A5})$$

The interaction emission can be modelled by the standard SN diffusion equation (Arnett 1982; Liu et al. 2021) as

$$L_{\text{int}}(t) = f_{\text{ev}}e^{-(t/t_{\text{bo}})^2} \int_0^t 2H_{\text{sh}}(t') \frac{t'}{t_{\text{bo}}} e^{(t'/t_{\text{bo}})^2} \frac{dt'}{t_{\text{bo}}}, \quad (\text{A6})$$

where the breakout time of the photons at the shock t_{bo} can be estimated when $\tau_{\text{SN}} \equiv c/v_{\text{sh}} = \int_{v_{\text{SN}}}^{+\infty} \kappa_{\text{ej}} \rho_{\text{SN}}(v, t_{\text{bo}}) t_{\text{bo}} dv$.

As an example, we show the contributions of different components to a SLSN lightcurve in the magnetar-star binary engine based on our best-fit parameters for SN2018kyt in Figure 3. The ^{56}Ni -powered luminosity is about an order of magnitude lower than the magnetar-powered luminosity. Meanwhile, interaction contributes less than 10^{-4} of the magnetar-powered luminosity. We note that our model might overestimate the peak luminosity and underestimate the peak timescale of the interaction emission, since our simplified model assumes that the initial mass of the evaporated material is M_{ev} in Equation (A4) while the real evaporation process is expected to take time. Thus, it is safe to neglect the contributions from radioactive decay and interaction.

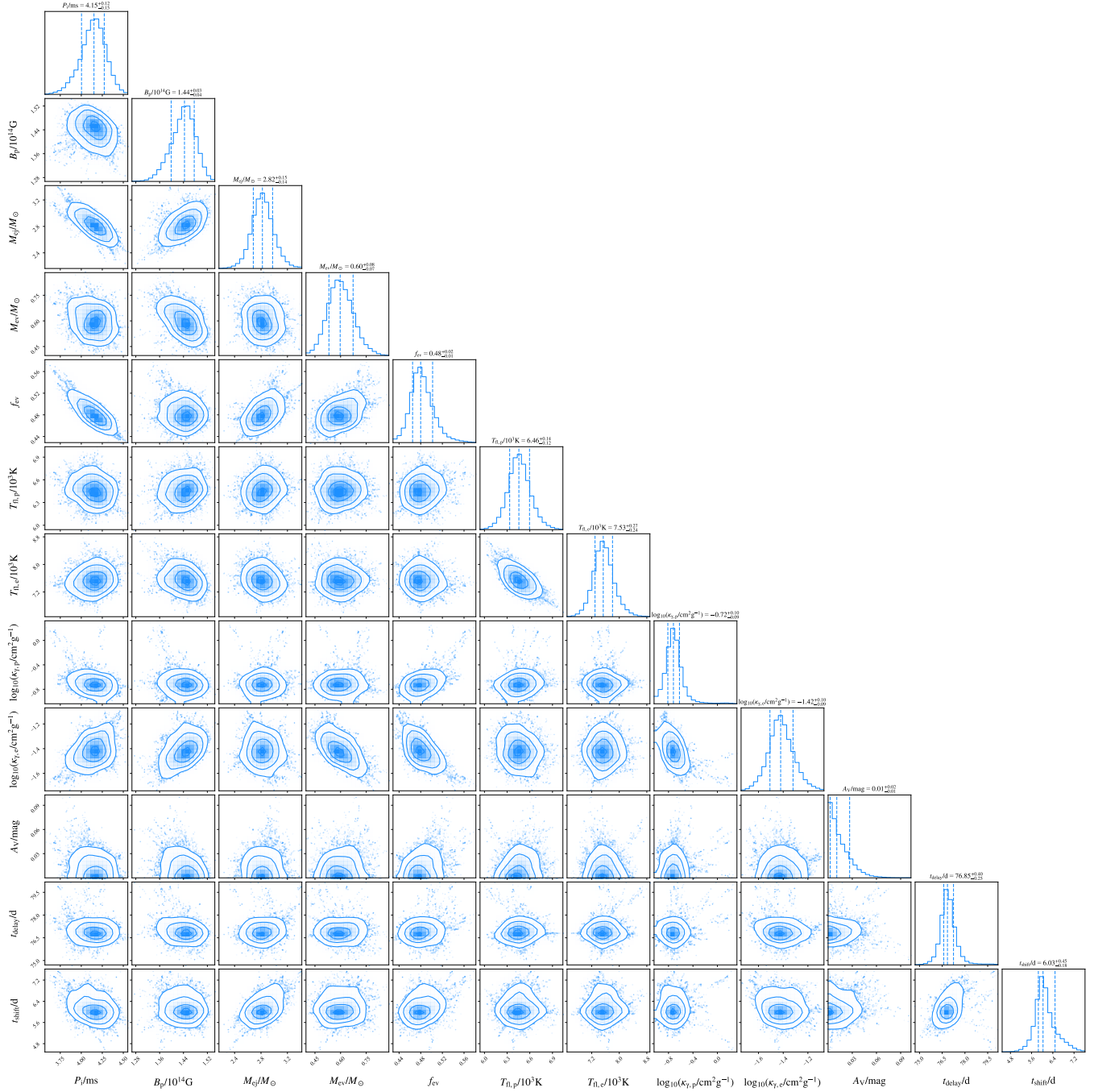


Figure 4. Posteriors on the fit parameters for SN2018kyt. Medians with 16% and 84% quantiles are labeled.

2. POSTERIOR PROBABILITY DISTRIBUTIONS

For the convenience of readers in understanding the convergence of our fits, the posterior distributions of the fit parameters for SN2019stc are illustrated in Figure 4 as an example.

REFERENCES

- Aguilera-Dena, D. R., Langer, N., Moriya, T. J., & Schootemeijer, A. 2018, *ApJ*, 858, 115, doi: [10.3847/1538-4357/aabfc1](https://doi.org/10.3847/1538-4357/aabfc1)
- Arnett, D. 1996, *Supernovae and Nucleosynthesis: An Investigation of the History of Matter from the Big Bang to the Present* (Princeton: Princeton University Press)
- Arnett, W. D. 1982, *ApJ*, 253, 785, doi: [10.1086/159681](https://doi.org/10.1086/159681)
- Blanchard, P. K., Berger, E., Nicholl, M., & Villar, V. A. 2020, *ApJ*, 897, 114, doi: [10.3847/1538-4357/ab9638](https://doi.org/10.3847/1538-4357/ab9638)
- Bogomazov, A. I., & Popov, S. B. 2009, *Astronomy Reports*, 53, 325, doi: [10.1134/S1063772909040052](https://doi.org/10.1134/S1063772909040052)
- Cantiello, M., Yoon, S. C., Langer, N., & Livio, M. 2007, *A&A*, 465, L29, doi: [10.1051/0004-6361:20077115](https://doi.org/10.1051/0004-6361:20077115)
- Chatzopoulos, E., & Wheeler, J. C. 2012, *ApJ*, 760, 154, doi: [10.1088/0004-637X/760/2/154](https://doi.org/10.1088/0004-637X/760/2/154)
- Chatzopoulos, E., Wheeler, J. C., Vinko, J., Horvath, Z. L., & Nagy, A. 2013, *ApJ*, 773, 76, doi: [10.1088/0004-637X/773/1/76](https://doi.org/10.1088/0004-637X/773/1/76)
- Chen, P., Gal-Yam, A., Sollerman, J., et al. 2024, *Nature*, 625, 253, doi: [10.1038/s41586-023-06787-x](https://doi.org/10.1038/s41586-023-06787-x)
- Chen, Z. H., Yan, L., Kangas, T., et al. 2023a, *ApJ*, 943, 42, doi: [10.3847/1538-4357/aca162](https://doi.org/10.3847/1538-4357/aca162)
- . 2023b, *ApJ*, 943, 41, doi: [10.3847/1538-4357/aca161](https://doi.org/10.3847/1538-4357/aca161)
- Chevalier, R. A. 2005, *ApJ*, 619, 839, doi: [10.1086/426584](https://doi.org/10.1086/426584)
- Chevalier, R. A., & Fransson, C. 1992, *ApJ*, 395, 540, doi: [10.1086/171674](https://doi.org/10.1086/171674)
- Chevalier, R. A., & Irwin, C. M. 2011, *ApJL*, 729, L6, doi: [10.1088/2041-8205/729/1/L6](https://doi.org/10.1088/2041-8205/729/1/L6)
- Chevalier, R. A., & Soker, N. 1989, *ApJ*, 341, 867, doi: [10.1086/167545](https://doi.org/10.1086/167545)
- De Cia, A., Gal-Yam, A., Rubin, A., et al. 2018, *ApJ*, 860, 100, doi: [10.3847/1538-4357/aab9b6](https://doi.org/10.3847/1538-4357/aab9b6)
- de Mink, S. E., Langer, N., Izzard, R. G., Sana, H., & de Koter, A. 2013, *ApJ*, 764, 166, doi: [10.1088/0004-637X/764/2/166](https://doi.org/10.1088/0004-637X/764/2/166)
- Detmers, R. G., Langer, N., Podsiadlowski, P., & Izzard, R. G. 2008, *A&A*, 484, 831, doi: [10.1051/0004-6361:200809371](https://doi.org/10.1051/0004-6361:200809371)
- Dexter, J., & Kasen, D. 2013, *ApJ*, 772, 30, doi: [10.1088/0004-637X/772/1/30](https://doi.org/10.1088/0004-637X/772/1/30)
- Dong, X.-F., Liu, L.-D., Gao, H., & Yang, S. 2023, *ApJ*, 951, 61, doi: [10.3847/1538-4357/acd848](https://doi.org/10.3847/1538-4357/acd848)
- Fiore, A., Chen, T. W., Jerkstrand, A., et al. 2021, *MNRAS*, 502, 2120, doi: [10.1093/mnras/staa4035](https://doi.org/10.1093/mnras/staa4035)
- Foreman-Mackey, D. 2016, *The Journal of Open Source Software*, 1, 24, doi: [10.21105/joss.00024](https://doi.org/10.21105/joss.00024)
- Foreman-Mackey, D., Hogg, D. W., Lang, D., & Goodman, J. 2013, *PASP*, 125, 306, doi: [10.1086/670067](https://doi.org/10.1086/670067)
- Fuller, J., & Lu, W. 2022, *MNRAS*, 511, 3951, doi: [10.1093/mnras/stac317](https://doi.org/10.1093/mnras/stac317)
- Fuller, J., & Ma, L. 2019, *ApJL*, 881, L1, doi: [10.3847/2041-8213/ab339b](https://doi.org/10.3847/2041-8213/ab339b)
- Gal-Yam, A. 2012, *Science*, 337, 927, doi: [10.1126/science.1203601](https://doi.org/10.1126/science.1203601)
- . 2019, *ARA&A*, 57, 305, doi: [10.1146/annurev-astro-081817-051819](https://doi.org/10.1146/annurev-astro-081817-051819)
- Gao, H., Liu, L.-D., Lei, W.-H., & Zhao, L. 2020, *ApJL*, 902, L37, doi: [10.3847/2041-8213/abbef7](https://doi.org/10.3847/2041-8213/abbef7)
- Ghodla, S., Eldridge, J. J., Stanway, E. R., & Stevance, H. F. 2023, *MNRAS*, 518, 860, doi: [10.1093/mnras/stac3177](https://doi.org/10.1093/mnras/stac3177)
- Gomez, S., Berger, E., Hosseinzadeh, G., et al. 2021, *ApJ*, 913, 143, doi: [10.3847/1538-4357/abf5e3](https://doi.org/10.3847/1538-4357/abf5e3)
- Hirai, R. 2023, *MNRAS*, 523, 6011, doi: [10.1093/mnras/stad1856](https://doi.org/10.1093/mnras/stad1856)
- Hirai, R., & Podsiadlowski, P. 2022, *MNRAS*, 517, 4544, doi: [10.1093/mnras/stac3007](https://doi.org/10.1093/mnras/stac3007)
- Hirai, R., Podsiadlowski, P., & Yamada, S. 2018, *ApJ*, 864, 119, doi: [10.3847/1538-4357/aad6a0](https://doi.org/10.3847/1538-4357/aad6a0)
- Hosseinzadeh, G., Berger, E., Metzger, B. D., et al. 2022, *ApJ*, 933, 14, doi: [10.3847/1538-4357/ac67dd](https://doi.org/10.3847/1538-4357/ac67dd)
- Hu, R.-C., Zhu, J.-P., Qin, Y., et al. 2023, *arXiv e-prints*, arXiv:2301.06402, doi: [10.48550/arXiv.2301.06402](https://doi.org/10.48550/arXiv.2301.06402)
- Inserra, C., Bulla, M., Sim, S. A., & Smartt, S. J. 2016, *ApJ*, 831, 79, doi: [10.3847/0004-637X/831/1/79](https://doi.org/10.3847/0004-637X/831/1/79)
- Inserra, C., Smartt, S. J., Jerkstrand, A., et al. 2013, *ApJ*, 770, 128, doi: [10.1088/0004-637X/770/2/128](https://doi.org/10.1088/0004-637X/770/2/128)
- Kasen, D., & Bildsten, L. 2010, *ApJ*, 717, 245, doi: [10.1088/0004-637X/717/1/245](https://doi.org/10.1088/0004-637X/717/1/245)
- Kasen, D., Metzger, B. D., & Bildsten, L. 2016, *ApJ*, 821, 36, doi: [10.3847/0004-637X/821/1/36](https://doi.org/10.3847/0004-637X/821/1/36)
- Kumar, A., Sharma, K., Vinkó, J., et al. 2024, *arXiv e-prints*, arXiv:2403.18076, doi: [10.48550/arXiv.2403.18076](https://doi.org/10.48550/arXiv.2403.18076)
- Leloudas, G., Chatzopoulos, E., Dilday, B., et al. 2012, *A&A*, 541, A129, doi: [10.1051/0004-6361/201118498](https://doi.org/10.1051/0004-6361/201118498)
- Leloudas, G., Maund, J. R., Gal-Yam, A., et al. 2017, *ApJL*, 837, L14, doi: [10.3847/2041-8213/aa6157](https://doi.org/10.3847/2041-8213/aa6157)
- Li, L., Wang, S.-Q., Liu, L.-D., et al. 2020, *ApJ*, 891, 98, doi: [10.3847/1538-4357/ab718d](https://doi.org/10.3847/1538-4357/ab718d)
- Li, S.-Z., & Yu, Y.-W. 2016, *ApJ*, 819, 120, doi: [10.3847/0004-637X/819/2/120](https://doi.org/10.3847/0004-637X/819/2/120)
- Lin, W., Wang, X., Yan, L., et al. 2023, *Nature Astronomy*, 7, 779, doi: [10.1038/s41550-023-01957-3](https://doi.org/10.1038/s41550-023-01957-3)
- Liu, J.-F., Zhu, J.-P., Liu, L.-D., Yu, Y.-W., & Zhang, B. 2022, *ApJL*, 935, L34, doi: [10.3847/2041-8213/ac86d2](https://doi.org/10.3847/2041-8213/ac86d2)

- Liu, L.-D., Gao, H., Wang, X.-F., & Yang, S. 2021, *ApJ*, 911, 142, doi: [10.3847/1538-4357/abf042](https://doi.org/10.3847/1538-4357/abf042)
- Liu, L.-D., Wang, L.-J., Wang, S.-Q., & Dai, Z.-G. 2018, *ApJ*, 856, 59, doi: [10.3847/1538-4357/aab157](https://doi.org/10.3847/1538-4357/aab157)
- Liu, L.-D., Wang, S.-Q., Wang, L.-J., et al. 2017, *ApJ*, 842, 26, doi: [10.3847/1538-4357/aa73d9](https://doi.org/10.3847/1538-4357/aa73d9)
- Liu, Z.-W., Tauris, T. M., Röpke, F. K., et al. 2015, *A&A*, 584, A11, doi: [10.1051/0004-6361/201526757](https://doi.org/10.1051/0004-6361/201526757)
- Lunnan, R., Chornock, R., Berger, E., et al. 2018, *ApJ*, 852, 81, doi: [10.3847/1538-4357/aa9f1a](https://doi.org/10.3847/1538-4357/aa9f1a)
- Mandel, I., & de Mink, S. E. 2016, *MNRAS*, 458, 2634, doi: [10.1093/mnras/stw379](https://doi.org/10.1093/mnras/stw379)
- Margalit, B., Metzger, B. D., Thompson, T. A., Nicholl, M., & Sukhbold, T. 2018, *MNRAS*, 475, 2659, doi: [10.1093/mnras/sty013](https://doi.org/10.1093/mnras/sty013)
- Matzner, C. D., & McKee, C. F. 1999, *ApJ*, 510, 379, doi: [10.1086/306571](https://doi.org/10.1086/306571)
- Moore, T., Smartt, S. J., Nicholl, M., et al. 2023, *ApJL*, 956, L31, doi: [10.3847/2041-8213/acfc25](https://doi.org/10.3847/2041-8213/acfc25)
- Moriya, T., Tominaga, N., Blinnikov, S. I., Baklanov, P. V., & Sorokina, E. I. 2011, *MNRAS*, 415, 199, doi: [10.1111/j.1365-2966.2011.18689.x](https://doi.org/10.1111/j.1365-2966.2011.18689.x)
- Moriya, T. J., Liu, Z.-W., Mackey, J., Chen, T.-W., & Langer, N. 2015, *A&A*, 584, L5, doi: [10.1051/0004-6361/201527515](https://doi.org/10.1051/0004-6361/201527515)
- Moriya, T. J., & Maeda, K. 2012, *ApJL*, 756, L22, doi: [10.1088/2041-8205/756/1/L22](https://doi.org/10.1088/2041-8205/756/1/L22)
- Moriya, T. J., Murase, K., Kashiyama, K., & Blinnikov, S. I. 2022, *MNRAS*, 513, 6210, doi: [10.1093/mnras/stac1352](https://doi.org/10.1093/mnras/stac1352)
- Müller, B., & Varma, V. 2020, *MNRAS*, 498, L109, doi: [10.1093/mnras/slaa137](https://doi.org/10.1093/mnras/slaa137)
- Nadyozhin, D. K. 1994, *ApJS*, 92, 527, doi: [10.1086/192008](https://doi.org/10.1086/192008)
- Nicholl, M., Guillochon, J., & Berger, E. 2017, *ApJ*, 850, 55, doi: [10.3847/1538-4357/aa9334](https://doi.org/10.3847/1538-4357/aa9334)
- Nicholl, M., Smartt, S. J., Jerkstrand, A., et al. 2013, *Nature*, 502, 346, doi: [10.1038/nature12569](https://doi.org/10.1038/nature12569)
- . 2015, *ApJL*, 807, L18, doi: [10.1088/2041-8205/807/1/L18](https://doi.org/10.1088/2041-8205/807/1/L18)
- Nicholl, M., Berger, E., Smartt, S. J., et al. 2016, *ApJ*, 826, 39, doi: [10.3847/0004-637X/826/1/39](https://doi.org/10.3847/0004-637X/826/1/39)
- Ogata, M., Hirai, R., & Hijikawa, K. 2021, *MNRAS*, 505, 2485, doi: [10.1093/mnras/stab1439](https://doi.org/10.1093/mnras/stab1439)
- Omand, C. M. B., & Sarin, N. 2024, *MNRAS*, 527, 6455, doi: [10.1093/mnras/stad3645](https://doi.org/10.1093/mnras/stad3645)
- Ostriker, J. P., & Gunn, J. E. 1971, *ApJL*, 164, L95, doi: [10.1086/180699](https://doi.org/10.1086/180699)
- Piro, A. L. 2015, *ApJL*, 808, L51, doi: [10.1088/2041-8205/808/2/L51](https://doi.org/10.1088/2041-8205/808/2/L51)
- Planck Collaboration, Aghanim, N., Akrami, Y., et al. 2020, *A&A*, 641, A6, doi: [10.1051/0004-6361/201833910](https://doi.org/10.1051/0004-6361/201833910)
- Pursiainen, M., Leloudas, G., Paraskeva, E., et al. 2022, *A&A*, 666, A30, doi: [10.1051/0004-6361/202243256](https://doi.org/10.1051/0004-6361/202243256)
- Qin, Y., Fragos, T., Meynet, G., et al. 2018, *A&A*, 616, A28, doi: [10.1051/0004-6361/201832839](https://doi.org/10.1051/0004-6361/201832839)
- Quimby, R. M., De Cia, A., Gal-Yam, A., et al. 2018, *ApJ*, 855, 2, doi: [10.3847/1538-4357/aaac2f](https://doi.org/10.3847/1538-4357/aaac2f)
- Saito, S., Tanaka, M., Moriya, T. J., et al. 2020, *ApJ*, 894, 154, doi: [10.3847/1538-4357/ab873b](https://doi.org/10.3847/1538-4357/ab873b)
- Schlafly, E. F., & Finkbeiner, D. P. 2011, *ApJ*, 737, 103, doi: [10.1088/0004-637X/737/2/103](https://doi.org/10.1088/0004-637X/737/2/103)
- Smith, M., Sullivan, M., D'Andrea, C. B., et al. 2016, *ApJL*, 818, L8, doi: [10.3847/2041-8205/818/1/L8](https://doi.org/10.3847/2041-8205/818/1/L8)
- Soker, N. 2020, *ApJ*, 902, 130, doi: [10.3847/1538-4357/abb809](https://doi.org/10.3847/1538-4357/abb809)
- Song, C.-Y., & Liu, T. 2023, *ApJ*, 952, 156, doi: [10.3847/1538-4357/acd6ee](https://doi.org/10.3847/1538-4357/acd6ee)
- Torres-Forné, A., Cerdá-Durán, P., Pons, J. A., & Font, J. A. 2016, *MNRAS*, 456, 3813, doi: [10.1093/mnras/stv2926](https://doi.org/10.1093/mnras/stv2926)
- van den Heuvel, E. P. J., & van Paradijs, J. 1988, *Nature*, 334, 227, doi: [10.1038/334227a0](https://doi.org/10.1038/334227a0)
- Vink, J. 2008, *Advances in Space Research*, 41, 503, doi: [10.1016/j.asr.2007.06.042](https://doi.org/10.1016/j.asr.2007.06.042)
- Vurm, I., & Metzger, B. D. 2021, *ApJ*, 917, 77, doi: [10.3847/1538-4357/ac0826](https://doi.org/10.3847/1538-4357/ac0826)
- Wang, S. Q., Liu, L. D., Dai, Z. G., Wang, L. J., & Wu, X. F. 2016, *ApJ*, 828, 87, doi: [10.3847/0004-637X/828/2/87](https://doi.org/10.3847/0004-637X/828/2/87)
- Wang, S. Q., Wang, L. J., Dai, Z. G., & Wu, X. F. 2015, *ApJ*, 799, 107, doi: [10.1088/0004-637X/799/1/107](https://doi.org/10.1088/0004-637X/799/1/107)
- Wen, X., Gao, H., Ai, S., et al. 2023, *ApJ*, 955, 9, doi: [10.3847/1538-4357/acef11](https://doi.org/10.3847/1538-4357/acef11)
- West, S. L., Lunnan, R., Omand, C. M. B., et al. 2023, *A&A*, 670, A7, doi: [10.1051/0004-6361/202244086](https://doi.org/10.1051/0004-6361/202244086)
- Woosley, S. E. 2010, *ApJL*, 719, L204, doi: [10.1088/2041-8205/719/2/L204](https://doi.org/10.1088/2041-8205/719/2/L204)
- . 2017, *ApJ*, 836, 244, doi: [10.3847/1538-4357/836/2/244](https://doi.org/10.3847/1538-4357/836/2/244)
- Woosley, S. E., Blinnikov, S., & Heger, A. 2007, *Nature*, 450, 390, doi: [10.1038/nature06333](https://doi.org/10.1038/nature06333)
- Woosley, S. E., & Bloom, J. S. 2006, *ARA&A*, 44, 507, doi: [10.1146/annurev.astro.43.072103.150558](https://doi.org/10.1146/annurev.astro.43.072103.150558)
- Yan, L., Quimby, R., Ofek, E., et al. 2015, *ApJ*, 814, 108, doi: [10.1088/0004-637X/814/2/108](https://doi.org/10.1088/0004-637X/814/2/108)
- Yan, L., Lunnan, R., Perley, D. A., et al. 2017, *ApJ*, 848, 6, doi: [10.3847/1538-4357/aa8993](https://doi.org/10.3847/1538-4357/aa8993)
- Yan, L., Perley, D. A., Schulze, S., et al. 2020, *ApJL*, 902, L8, doi: [10.3847/2041-8213/abb8c5](https://doi.org/10.3847/2041-8213/abb8c5)

Yoon, S. C., & Langer, N. 2005, *A&A*, 443, 643,
doi: [10.1051/0004-6361:20054030](https://doi.org/10.1051/0004-6361:20054030)

Yu, Y.-W., Chen, A., & Li, X.-D. 2019, *ApJL*, 877, L21,
doi: [10.3847/2041-8213/ab1f85](https://doi.org/10.3847/2041-8213/ab1f85)

Yu, Y.-W., & Li, S.-Z. 2017, *MNRAS*, 470, 197,
doi: [10.1093/mnras/stx1028](https://doi.org/10.1093/mnras/stx1028)

Yu, Y.-W., Zhu, J.-P., Li, S.-Z., Lü, H.-J., & Zou, Y.-C.
2017, *ApJ*, 840, 12, doi: [10.3847/1538-4357/aa6c27](https://doi.org/10.3847/1538-4357/aa6c27)