

# The Vector Dark Matter, LHC Constraints Including a 95 GeV Light Higgs Boson

Seyed Yaser Ayazi<sup>\*a</sup>, Mojtaba Hosseini<sup>†a</sup>, Saeid Paktinat Mehdiabadi<sup>‡b</sup>, and Rouzbeh Rouzbehi<sup>§a</sup>

<sup>a</sup>Physics Department, Semnan University, P.O. Box. 35131-19111, Semnan, Iran

<sup>b</sup>Department of Physics, Yazd University, P.O. Box 89195-741, Yazd, Iran

May 3, 2024

## Abstract

We study LHC searches for an extension of the Standard Model (SM) by exploiting an additional Abelian  $U_D(1)$  gauge symmetry and a complex scalar Higgs portal. As the scalar is charged under this gauge symmetry, a vector dark matter (VDM) candidate can satisfy the observed relic abundance and limits from direct dark matter (DM) searches. The ATLAS and CMS experiments have developed a broad search program for the DM candidates, including associate production of Higgs boson, Z boson and top quark which couple to DM. In this paper, we perform an extensive analysis to constrain the model by using these experiments at LHC. It can be seen that the LHC results can exclude some parts of the parameter space which are still allowed by relic density and the direct detection searches. Furthermore, exclusion limits on the parameter space of the model by using the new results of CMS and ATLAS collaborations for new light Higgs boson with mass  $\sim 95$  GeV are provided.

## 1 Introduction

The existence of DM is largely known through a variety of astrophysical and cosmological experiments [1]. Although it is measured to be about 26.4% of the total energy density of Universe via indirect observations, the true nature of DM particles is still unknown. However, we know that DM must be electrically neutral and does not interact with ordinary baryonic matter.

The main effects caused by DM are gravitational, but the existence of a Weakly Interacting Massive Particle (WIMP) is often hypothesised, since it leads to the correct relic density for non-relativistic matter in the early universe (WIMP miracle) [2]. In general, the dark sector can interact with the SM particles through the Higgs portal [3]. We consider a  $U(1)$  extension of SM in which a scalar mediated between SM and the dark sector and a vector can play the role of DM particle. Experiments around the world seek to unravel the nature of DM with different strategies. One of these strategies is to search at particle colliders. Such dark particles could be produced in particle colliders and detected as the large missing transverse momentum

---

\*syaser.ayazi@semnan.ac.ir

†mojtaba\_hosseini@semnan.ac.ir

‡spaktinat@yazd.ac.ir

§rouzbehrouzbehi@semnan.ac.ir

produced in association with the SM particles. To have a realistic model, it must satisfy different available constraints from the DM abundance via standard thermal freeze-out processes, direct detection experiments and the LHC searches for the DM particles. In this regard, we perform an analysis on the model, focusing on relic density, direct detection and several searches on associate production of Higgs boson, Z gauge boson and top quark with the DM particle. In particular, we determine the region of parameter space that can be excluded by the searches at LHC. Some of the LHC analyses have reported the data and background event yields in different signal regions. It enables us to find the limits on the DM signal yields by some statistical methods. By implementing the signal selections in an event generator, one can find the DM signal yields in different points of the parameter space. This yield is compared to the limits extracted from the LHC analyses to decide whether a point is allowed or excluded.

The recent results, reported by the CMS and ATLAS collaborations, indicate an excess in the  $\gamma\gamma$  and  $\tau\tau$  final states consistent with a light Higgs boson ( $\sim 95$  GeV) [4]- [5]. They provide interesting hints for new physics. Motivated by these results, we perform a study to constrain the model by considering a 95 GeV light Higgs boson.

To explain the model and analysis, the paper is organized as follows. In Section 2, we introduce the model under consideration. In Sections 3 and 4, the allowed parameter space of the model is probed by considering the relic density of DM and direct detection experiments. We present the method and the main results for the LHC constraints on the model by a list of processes in Section 5. In Section 6, the excluded region in the light of the newly observed 95 GeV light Higgs boson is reported. We also study indirect constraint from H.E.S.S experiment on the DM candidate in Section 7. Finally, Section 8 concludes the paper.

## 2 The Model

For the reader's convenience, we briefly introduce the main characteristics of the model which is fully developed in Ref. [6]. We extend SM by a dark sector where the  $U_D(1)$  Abelian gauge symmetry is spontaneously broken by the dark Higgs mechanism. We introduce a complex scalar  $S$  which has a unit charge under  $U_D(1)$  and the  $U_D(1)$  gauge field  $V_\mu$ . We also consider an additional  $Z_2$  symmetry, under which the vector field  $V_\mu$  and the scalar field  $S$  transform as follows:

$$V_\mu \rightarrow -V_\mu, \quad S \rightarrow S^* \quad (2.1)$$

In order for DM to be stable, we suppose the kinetic mixing between the vector field  $V_\mu$  and the SM  $U(1)$  gauge boson  $B_\mu$ , i.e.,  $V_{\mu\nu}B^{\mu\nu}$ , is forbidden. Therefore, the vector field  $V_\mu$  can be considered as a DM candidate. The total Lagrangian of the model is given by:

$$\mathcal{L} = \mathcal{L}_{SM} - \frac{1}{4}V_{\mu\nu}V^{\mu\nu} + (D'_\mu S)^*(D'^\mu S) - V(H, S), \quad (2.2)$$

where  $\mathcal{L}_{SM}$  is the SM Lagrangian without the Higgs potential term and the covariant derivative

and field strength of  $V_\mu$  are given as:

$$\begin{aligned} D'_\mu S &= (\partial_\mu + ig_v V_\mu)S, \\ V_{\mu\nu} &= \partial_\mu V_\nu - \partial_\nu V_\mu, \end{aligned}$$

The potential which is renormalizable and invariant under gauge and  $Z_2$  symmetry is:

$$V(H, S) = -\mu_H^2 H^\dagger H - \mu_S^2 S^* S + \lambda_H (H^\dagger H)^2 + \lambda_S (S^* S)^2 + \lambda_{SH} (S^* S)(H^\dagger H). \quad (2.3)$$

The quartic interaction,  $\lambda_{SH} (S^* S)(H^\dagger H)$ , is the only connection between the dark sector and the SM. After the electroweak symmetry breaking [6], the parameters of the model are given by:

$$\begin{aligned} \nu_2 &= \frac{M_V}{g_v}, & \sin \alpha &= \frac{\nu_1}{\sqrt{\nu_1^2 + \nu_2^2}} \\ \lambda_H &= \frac{\cos^2 \alpha M_{H_1}^2 + \sin^2 \alpha M_{H_2}^2}{2\nu_1^2} \\ \lambda_S &= \frac{\sin^2 \alpha M_{H_1}^2 + \cos^2 \alpha M_{H_2}^2}{2\nu_2^2} \\ \lambda_{SH} &= \frac{(M_{H_2}^2 - M_{H_1}^2) \sin \alpha \cos \alpha}{\nu_1 \nu_2} \end{aligned} \quad (2.4)$$

where  $\alpha$  is the mixing angle between weak eigenstates and mass eigenstates.  $\nu_1$  and  $\nu_2$  are vacuum expectation values of Higgs fields. The mass eigenstates of Higgs fields can be written as following:

$$M_{H_2, H_1}^2 = \lambda_H \nu_1^2 + \lambda_S \nu_2^2 \pm \sqrt{(\lambda_H \nu_1^2 - \lambda_S \nu_2^2)^2 + \lambda_{SH}^2 \nu_1^2 \nu_2^2}, \quad (2.5)$$

where, we suppose  $M_{H_1} = 125$  GeV and  $\nu_1 = 246$  GeV. It is remarkable that this construction is rather minimal, in the sense that only 3 new free parameters are added: coupling  $g_v$  and new mass parameters  $M_{H_2}$  and  $M_V$ .

We also have studied various theoretical and experimental constraints on the parameter space of the model. For theoretical constraints, we must consider constraints such as perturbativity, unitarity and positivity of the potential. In this regard, we suppose all theoretical conditions which have been discussed in [6]. For experimental constraints, we consider invisible Higgs decay, relic density and direct detection bounds. The constraints for invisible Higgs decay is completely similar to [6] but for two other constraints, we extend the studied parameter space.

### 3 Relic density

The evolution of the number density of DM particles ( $n_X$ ) with time is governed by the Boltzmann equation:

$$\dot{n}_X + 3Hn_X = -\langle \sigma_{ann} \nu_{rel} \rangle [n_X^2 - (n_X^{eq})^2], \quad (3.1)$$

where  $H$  is the Hubble parameter and  $n_X^{eq} \sim (m_X T)^{3/2} e^{-m_X/T}$  is the particle density before particles get out of equilibrium. The dominant Feynman diagrams for DM production processes are shown in the Fig. 1. In this regard, we calculate the relic density numerically for the VDM

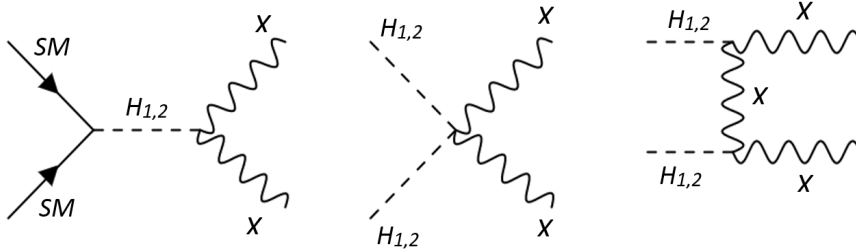


Figure 1: The dominant Feynman diagrams for DM relic density production cross section.

particle by implementing the model into micrOMEGAs [7]. The allowed range of parameter space corresponding to observed DM relic density( according to the data of Planck collaboration [8]) is depicted in the Fig. 2. As can be seen, the most allowed points of the model are in the region of  $60 \text{ GeV} < M_V < 2000 \text{ GeV}$  and  $0.1 < g_v < 1$ . For  $M_V < 60 \text{ GeV}$ , because of  $\sin\alpha < 0.44$  [9, 10] the parameter space is limited.

## 4 Direct Detection

Before examining the constraints of LHC on the various channels, let us turn our attention to the direct detection(DD) of VDM in the model. At the tree level, a VDM particle can interact elastically with a nucleon either through  $H_1$  or via  $H_2$  exchange [11]. We use the XENONnT experiment results to constrain the parameter space [12]. Also for  $M_V < 30 \text{ GeV}$ , the results of the XENON1T experiment are used [13]. Figure 3 shows the parameter space of the model in agreement with the DD and relic density constraints. As it can be seen, for different values of the DM mass, there are points that are protected from all the presented phenomenological constraints.

## 5 The LHC searches and the DM constraints

The LHC experiments at CERN have done a long list of searches for the new physics beyond SM (BSM) and also measurements of SM cross sections and variables. Up to this date, no sign of new physics or significant deviation from the SM predictions is reported. This lack of experimental evidence for new physics can be used to constrain any newly introduced extension of SM, e.g., the proposed DM model. To produce the results of this section, the event yields and uncertainties reported by the LHC experiments are used to find the 95% and 68% Confidence Level upper limit on the event yields of BSM. The procedure is done using the tools provided



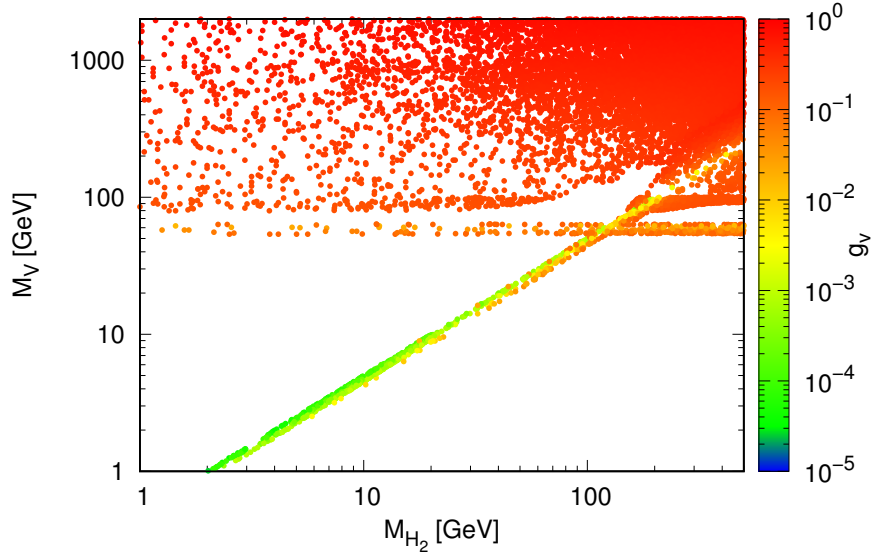


Figure 2: The allowed range of parameter space consistent with the DM relic density.

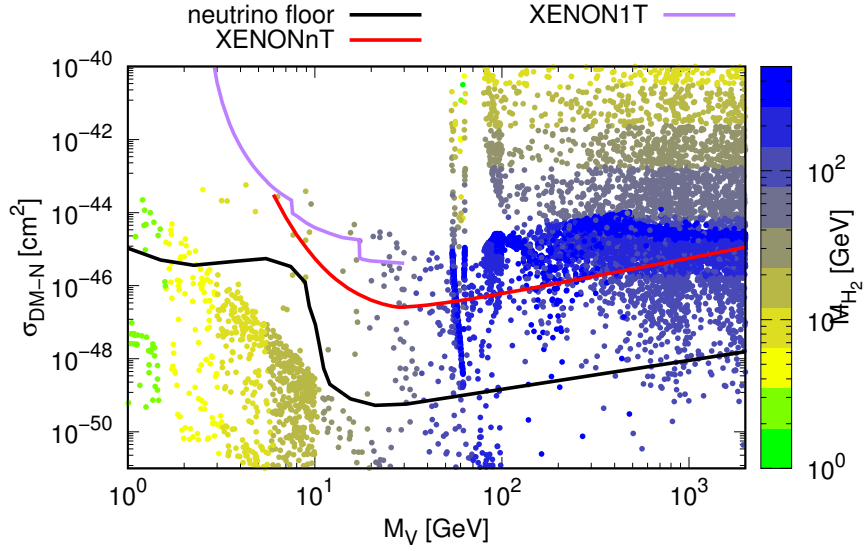


Figure 3: The allowed range of parameter space consistent with the DM relic density and DD.

Table 1: The upper limit of the visible pp cross section ( $\sigma_{vis}^{UL}$ ) for different channels based on the LHC searches at  $\sqrt{s} = 13$  TeV

Channel	$\sigma_{vis}^{UL}$ (fb)			
	CMS		ATLAS	
	95%CL	68%CL	95%CL	68%CL
$VVZ, Z \rightarrow \ell^+\ell^-$	1.22	0.66	4.43	3.41
$H_1VV, H_1 \rightarrow \tau^+\tau^-$	0.75	0.39	0.06	0.03
$H_1VV, H_1 \rightarrow b\bar{b}$	1.75	0.92	2.6	1.36
$t\bar{t}VV$	85.91	44.1	0.66	0.39

in ROOT [14] analysis framework. It is based on a Likelihood ratio semi-bayesian method [15]-[16]. The idea is to find the maximum room for events from BSM, by comparing the expected number of events from SM and the observed event yields in data. The authors have used a similar method to constrain other BSM's in Ref. [17].

To find the upper limits, 20% total uncertainty is assumed on DM signals. The found maximum number of BSM events is divided by the corresponding integrated luminosity to find the upper limit on the cross section times the acceptance times the experimental efficiency of the BSM in question. In continue, this quantity is called the upper limit of the visible cross section ( $\sigma_{vis}^{UL}$ ). For various channels  $\sigma_{vis}^{UL}$  values are shown in Table 1.

To generate the events MadGraph5aMC@NLOv.3.4.2 [18] (MG) is used. But, to make the model understandable by MG, the introduced model is implemented in LanHEP [19]. The output of this package can be used in MG, easily. The analysis selections are implemented in MG to simulate the experimental acceptance as accurate as possible. The generated events are passed to PYTHIA8 [20] for parton showering and hadronization. The experimental efficiency within the acceptance is assumed to be 100%, which is an optimistic assumption and ends up to conservative results in the shown plots. To have a more realistic estimation of the efficiencies, one needs to pass the generated events through the full detector simulation and reconstruct the events in detail, which is beyond the scope of this analysis. In most of the LHC analyses, there are several signal regions (bins). The event yields from SM prediction in different bins are summed up and treated as a single bin analysis. The same is done for the collision data, also. A special attention is paid to have completely separated bins and one event has no chance to appear in two different bins and be taken into account for two times. For each test point, the input parameters are set in MG and 10000 events are generated to measure the production cross section of that test point. The measured cross section by MG is compared with  $\sigma_{vis}^{UL}$ . Only a test point with a measured production cross section less than  $\sigma_{vis}^{UL}$  is considered as an allowed point, otherwise, it is marked as excluded.

## 5.1 LHC Constraints on H+DM

Both multipurpose LHC experiments have reported results on search for associate production of Higgs boson and DM. Some of the leading order Feynman diagrams, contributing in this process, are shown in Fig. 4. One of the most interesting decay modes of Higgs boson is its decay to two photons via a top quark mediated loop. Since the proposed model is implemented

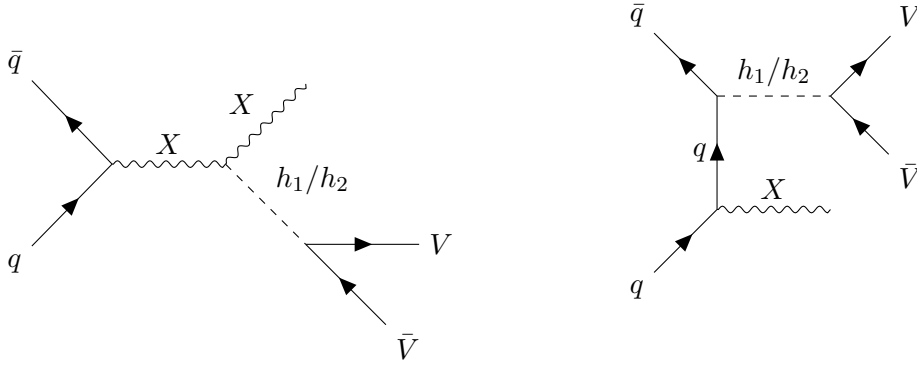


Figure 4: Feynman diagrams relevant for the production of  $X=Z/H_1$  in association with DM at the LHC in the process  $pp \rightarrow XVV$ .

in leading order, it can not handle such decays and this final state is ignored in this analysis. In continue, the decays of Higgs boson to two  $\tau$  leptons or two b-quarks are considered. The CMS experiment has reported the events yields of the SM prediction and collision data after applying the cuts in events with a SM Higgs boson and the missing transverse momentum in Ref. [21]. The analysis uses  $35.9 \text{ fb}^{-1}$  of data in  $\sqrt{s} = 13 \text{ TeV}$ . The paper contains the results on Higgs boson decay to two b-quarks. A special algorithm is used to identify the Higgs bosons with medium Lorentz-boost, where b-jets produced in the decay of the Higgs boson are merged and appear as a large-radius jet. The yields are reported in four non-overlapping bins of the missing transverse momentum. The ATLAS experiment has done a similar search using  $139 \text{ fb}^{-1}$  of data in  $\sqrt{s} = 13 \text{ TeV}$  [22]. They also use a variable-radius track-jet algorithm to treat the boosted Higgs bosons properly. For events with exactly two b-jets, five exclusive bins of the missing transverse momentum are defined to report the yields.

Figure 5(left) shows the excluded regions in 95% CL in  $(M_V, M_{H_2})$  plane for different  $g_v$  values using the CMS results. Similar result by using the ATLAS measurements is shown in Fig. 5(right).

In Ref. [23], the CMS experiment considers the events consistent with the decay of Higgs boson to two  $\tau$  leptons to search for DM produced next to Higgs boson. The analysis uses  $35.9 \text{ fb}^{-1}$  of data in  $\sqrt{s} = 13 \text{ TeV}$ . Due to different decay modes of the  $\tau$  lepton, three final states are defined. Events with both  $\tau$  leptons decay hadronically or one of them decays hadronically and the other one decays to an electron or a muon characterise these final states. No further binning is applied. The ATLAS experiment has reported the results of a similar search based on  $139 \text{ fb}^{-1}$  of data in the same center-of-mass energy in Ref. [24]. Only the hadronically decaying  $\tau$  leptons are considered in this paper. The analysis defines two mass ranges. The high mass range is optimised for the booted Higgs bosons, but it is not completely separated from the low mass range. To avoid the complexities due to overlapping signal regions, only the low mass range is used in our analysis. Figure 6(left) shows the excluded regions in 95% CL in  $(M_V, M_{H_2})$  plane for different  $g_v$  values using the CMS results. Similar result by using the ATLAS measurements is shown in Fig. 6(right). The reaches in  $M_{H_2}$  direction are comparable but, ATLAS is more powerful in  $M_V$  direction. The ATLAS experiment uses more data, and this can be the source

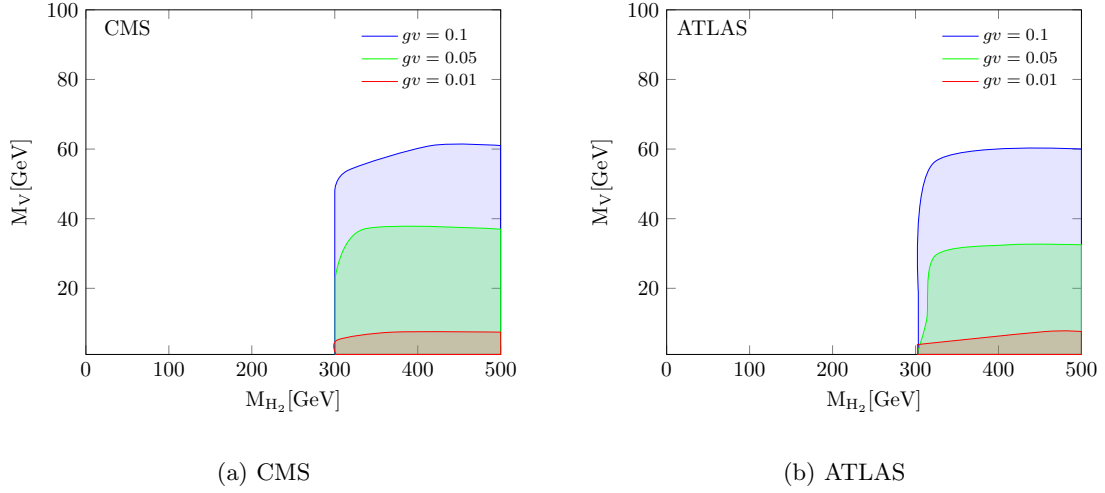


Figure 5: The colored regions are excluded at 95% CL by CMS (left) and ATLAS (right) measurements in  $pp \rightarrow H_1 VV, (H_1 \rightarrow b\bar{b})$  channel for different  $g_v$  values.

of this superiority.

## 5.2 The LHC upper bounds for $pp \rightarrow t\bar{t} + \text{DM}$

Associate production of DM and top quark pair ( $t\bar{t}$ ) can happen in Feynman diagrams like Fig. 7. The LHC experiments have reported several analysis on search for DM production in association with  $t\bar{t}$ . In this paper, only the latest analyses are considered. The CMS experiment has used  $2.2fb^{-1}$  of data in  $\sqrt{s} = 13$  TeV for this search [25]. The analysis combines the results from different  $t\bar{t}$  final states, including zero, one or both top quarks decay hadronically. In the all hadronic  $t\bar{t}$  events, a special discriminator is used to categorize the events based on the number of the resolved top tagged. It helps to include in the analysis, the boosted top quarks

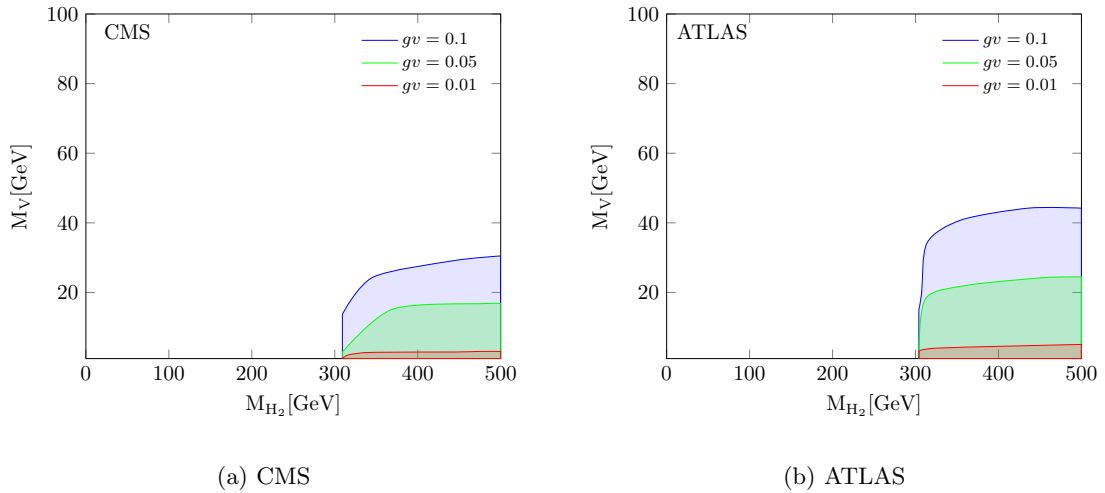


Figure 6: The colored regions are excluded at 95% CL by CMS (left) and ATLAS (right) measurements in  $pp \rightarrow H_1 VV, (H_1 \rightarrow \tau^+ \tau^-)$  channel for different  $g_v$  values.

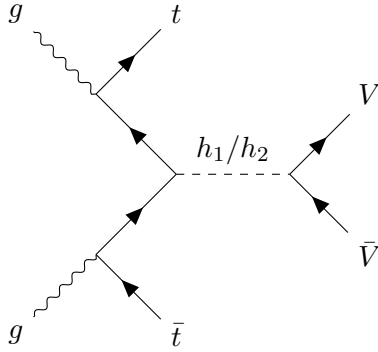


Figure 7: Feynman diagrams relevant for the production of  $t\bar{t}$  in association with DM at the LHC in the process  $pp \rightarrow t\bar{t}VV$ .

which may have some overlaps between the jets. On the other hand, the ATLAS experiment has used  $36.1fb^{-1}$  of data in the same center-of-mass energy [26]. They have presented the results for three sets of selection criteria, when only fully hadronic and fully leptonic decays of  $t\bar{t}$  are considered. They also have special treatment for highly boosted top quarks, by using the large-radius jets. Figure 8(left) shows the parts of  $(M_V, M_{H_2})$  parameter space, excluded at 95% CL using CMS results when different  $g_v$  values are assumed. Same result by using the ATLAS measurements is shown in Fig. 8(right). Similar to previous section, ATLAS uses more data and is more powerful in  $M_V$  direction.

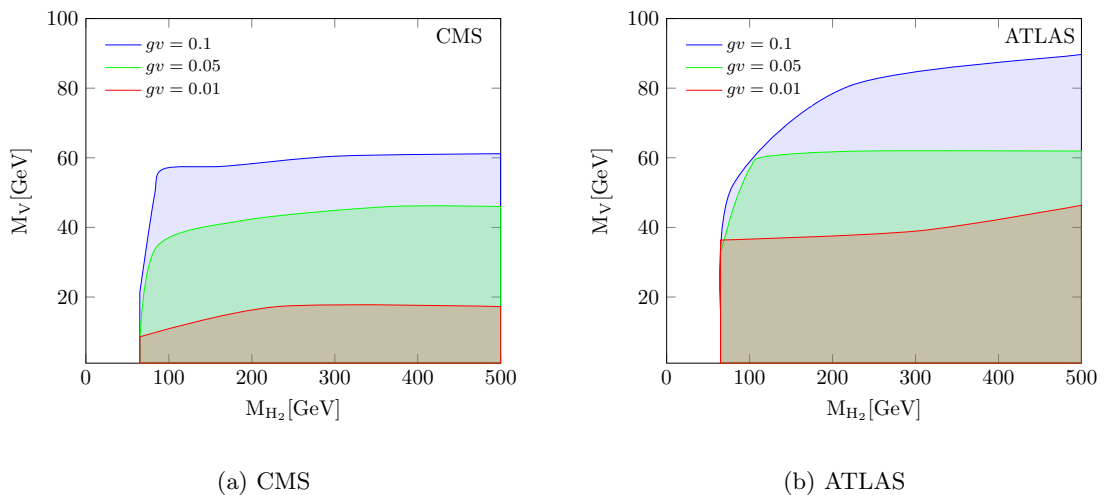


Figure 8: The colored regions are excluded at 95% CL by CMS (left) and ATLAS (right) measurements in  $pp \rightarrow t\bar{t}VV$  channel for different  $g_v$  values.

### 5.3 LHC Constraints on Z+DM

The Feynman diagrams like Fig. 4 can contribute in associate production of the Z boson and DM. The CMS experiment has reported the events yields of the backgrounds and data after applying the cuts in events with a Z boson and the missing transverse momentum [27]. The analysis uses  $137fb^{-1}$  of data in  $\sqrt{s}=13$  TeV for search for DM produced in association with a

leptonically decaying Z boson. The results for dielectron and dimuon final states are summed up and reported in two jet multiplicity, zero and one jet, categories. Moreover, the ATLAS experiment has reported results on same channel with applying different selection cuts [28]. The analysis uses  $36.1 fb^{-1}$  of data in the center-of-mass energy of 13 TeV. The results are reported for dimuon and dielectron final states separately, and no further binning is done. Figure 9(left) shows the parts of  $(M_V, M_{H_2})$  parameter space, excluded at 95% CL using CMS results when

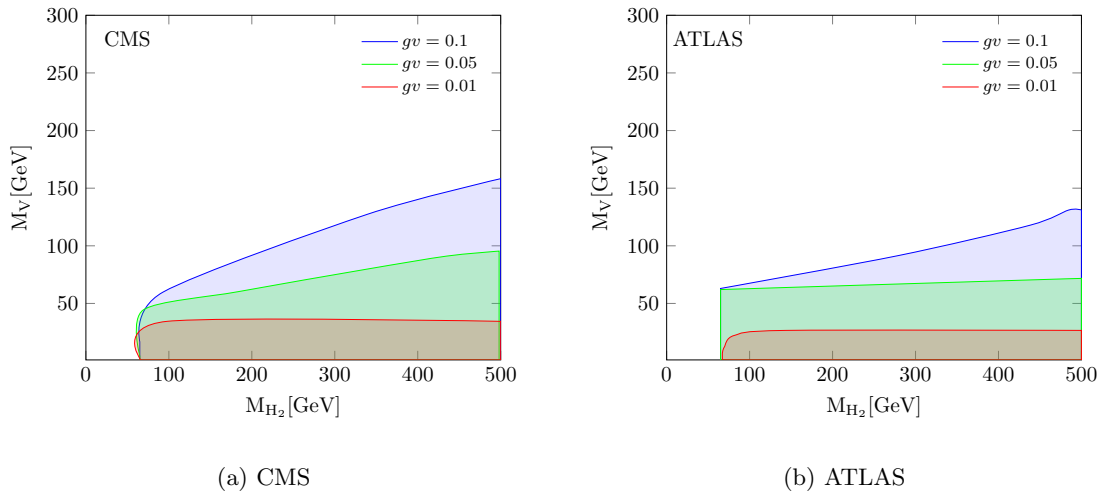


Figure 9: The colored regions are excluded at 95% CL by CMS (left) and ATLAS (right) measurements in  $pp \rightarrow ZVV, (Z \rightarrow \ell^+\ell^-)$  channel for different  $g_v$  values.

different  $g_v$  values are assumed. Same result by using the ATLAS measurements is shown in Fig. 9(right). Two experiments have similar reaches in low  $M_{H_2}$  but, the CMS experiment, that uses more data in this channel, has a better exclusion for  $M_V$  in high  $M_{H_2}$ . Comparing with other LHC constraints, this channel gives the best exclusion. It can even increase the exclusion in  $M_V$  direction comparing to DD results shown in Fig. 3.

## 6 LHC constraints on Vector Dark Matter Model with a 95 GeV Light Higgs

Recently, CMS collaboration has reported new results, indicating a signal excess with a local (global) significance of  $2.9\sigma$  ( $1.3\sigma$ ) in the di-photon final state around 95 GeV, using all LHC data collected at  $\sqrt{s} = 13$  TeV [4]. The ATLAS group also has reported a similar excess with a local significance of  $1.7\sigma$  [5]. Further anomalies in the  $\tau\tau$  [29] and  $b\bar{b}$  [30] final states have been reported by the CMS and LEP collaborations, respectively. The impacts of these reports have been studied in a variety of different BSM models [31–36]. In the proposed model, new Higgs emerges as a promising candidate. In this regard,  $H_2$  is assumed to be the newly observed particle and  $m_{H_2} = 95$  GeV. Looking at Figs. 5-9, shows only the processes  $pp \rightarrow t\bar{t}VV$  and  $pp \rightarrow ZVV, (Z \rightarrow \ell^+\ell^-)$  have sensitivity in  $m_{H_2}$  close to 95 GeV. Therefore the results of these channels are used to constrain the proposed model in the light of the newly observed 95 GeV excess. Figures 10 and 11 show the excluded regions in  $M_V$ - $g_v$  plane, for  $pp \rightarrow ZVV, (Z \rightarrow \ell^+\ell^-)$

and  $pp \rightarrow t\bar{t}VV$ , respectively. The results based on the analysis of both CMS and ATLAS collaborations are shown. Apart from very low values of  $g_v$  both channel and both collaborations, exclude  $M_V$  below 60 GeV. Dependence on  $M_V$  is small but, in low values of  $g_v$ , dependence on this parameter is large and small changes in coupling can switch between allowed and excluded region. Similar behaviour was seen in the previous shapes (Figs. 5-9) also, when the sensitive area is for  $g_v$  between 0.01 and 0.1 and beyond this range, no sensitivity is seen.

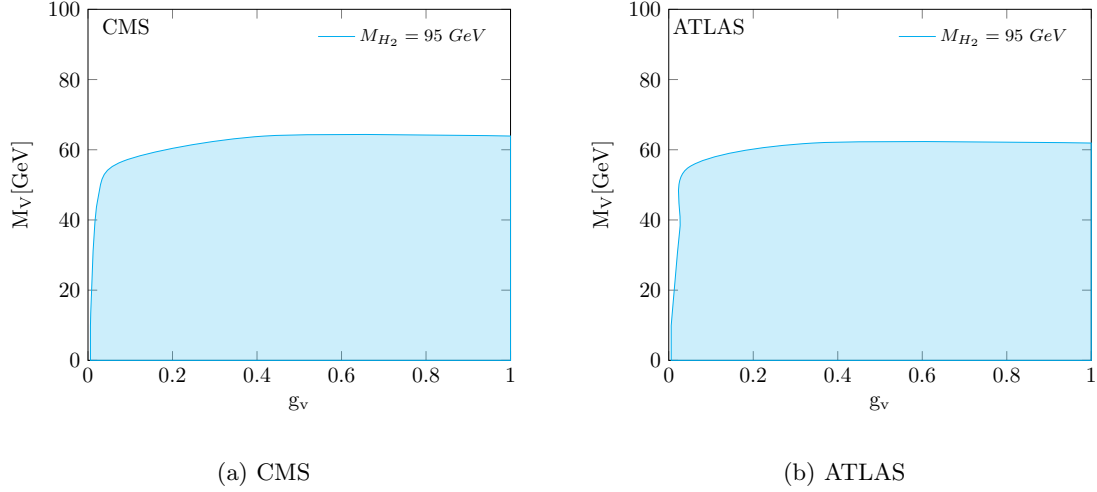


Figure 10: The colored regions are excluded at 95% CL by CMS (left) and ATLAS (right) measurements in  $pp \rightarrow ZVV, (Z \rightarrow \ell^+\ell^-)$  channel for different  $g_v$  values. Mass of  $H_2$  is fixed to 95 GeV.

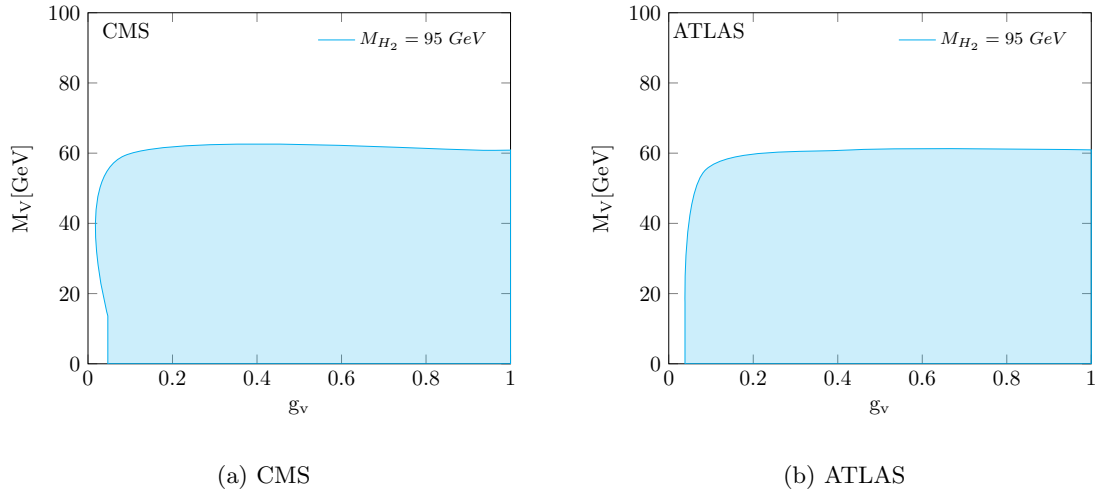


Figure 11: The colored regions are excluded at 95% CL by CMS (left) and ATLAS (right) measurements in  $pp \rightarrow t\bar{t}VV$  channel for different  $g_v$  values. Mass of  $H_2$  is fixed to 95 GeV.

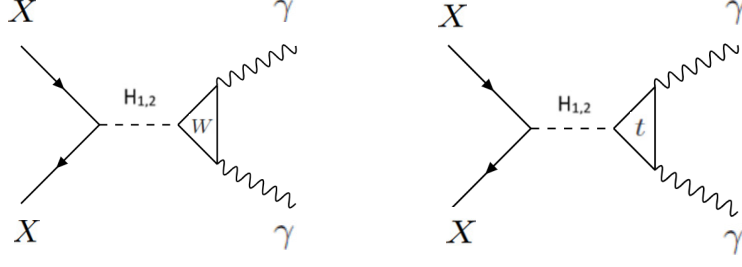


Figure 12: The dominant Feynman diagrams for the annihilation of a DM pair into monochromatic gamma-ray lines.

## 7 The H.E.S.S. upper bound

Indirect detection experiments of DM can be an attractive avenue for signs of DM. Photons, neutrinos and positrons are the most important products from the annihilation of DM, among which photons are the best option due to their larger cross section and clearer signals. The H.E.S.S. experiment checks the cosmic gamma-rays in the photon energy range of 0.03 to 100 TeV so it can observe high energy processes in the universe [37]. The monochromatic lines of photon are one of the promising messengers in the indirect search for DM. In our model, DM can annihilate to two photons through quantum loop corrections. The dominant Feynman diagrams contributing to this process are shown in Fig. 12. The cross section is as follows:

$$\sigma(s)\nu = \frac{1}{4\pi s} |M_{XX \rightarrow \gamma\gamma}|^2 \quad (7.1)$$

where  $\sqrt{s}$  is the center of mass energy. The amplitude  $M_{XX \rightarrow \gamma\gamma}$  is given by

$$M_{XX \rightarrow \gamma\gamma}(s) = ig_v^2 \nu_2 \left[ \frac{i \sin \theta}{s - m_{H_1}^2 - im_{H_1} \Gamma_{H_1}} M_{H_1 \rightarrow \gamma\gamma}(s) + \frac{i \cos \theta}{s - m_{H_2}^2 - im_{H_2} \Gamma_{H_2}} M_{H_2 \rightarrow \gamma\gamma}(s) \right] \quad (7.2)$$

where

$$M_{H_1 \rightarrow \gamma\gamma} = \frac{\alpha g_e s \cos \theta}{8\pi M_W} \left[ 3 \left( \frac{2}{3} \right)^2 F_t + F_W \right] \quad (7.3)$$

$$M_{H_2 \rightarrow \gamma\gamma} = \frac{\alpha g_e s \sin \theta}{8\pi M_W} \left[ 3 \left( \frac{2}{3} \right)^2 F_t + F_W \right]. \quad (7.4)$$

Here,  $g_e = 2\sqrt{\pi\alpha}/\sin\theta_w$  and

$$F_t = -2\tau[1 + (1 - \tau)f(\tau)] \quad (7.5)$$

$$F_W = 2 + 3\tau + 3\tau(2 - \tau)f(\tau) \quad (7.6)$$

where  $\tau = \frac{4m_i^2}{s}$  with  $i = t, W$  and

$$f(\tau) = \begin{cases} (\sin^{-1} \sqrt{\frac{1}{\tau}})^2 & \text{if } \tau \geq 1 \\ \frac{-1}{4} (\ln \frac{1+\sqrt{1-\tau}}{1-\sqrt{1+\tau}} - i\pi)^2 & \text{if } \tau < 1 \end{cases}, \quad (7.7)$$

Therefore, the annihilation cross section of a pair of DM into two photons is as follows:

$$\sigma(s)\nu = \frac{g_v^4 \nu_2^2}{4\pi s} \left| \frac{\sin \theta M_{H_1 \rightarrow \gamma\gamma}}{s - m_{H_1}^2 - im_{H_1} \Gamma_{H_1}} + \frac{\cos \theta M_{H_2 \rightarrow \gamma\gamma}}{s - m_{H_2}^2 - im_{H_2} \Gamma_{H_2}} \right|^2 \quad (7.8)$$



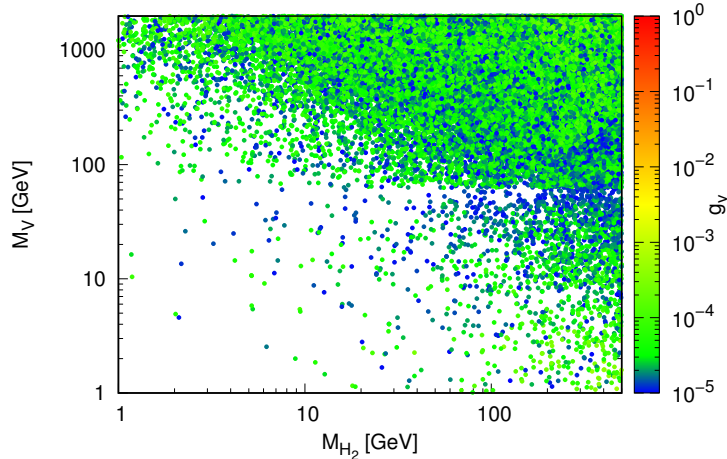


Figure 13: The allowed range of parameter space consistent with H.E.S.S data.

Finally, the average thermal cross section is equal to:

$$\langle \sigma(s)\nu \rangle = \frac{1}{8M_V^4 T K_2^2(\frac{M_X}{T})} \int_{4M_V^2}^{\infty} ds (s - 4M_V^2) \sqrt{s} K_1\left(\frac{\sqrt{s}}{T}\right) \sigma(s) \quad (7.9)$$

where  $K_1$  and  $K_2$  are modified Bessel functions and  $T$  is the freeze-out temperature. Figure 13 shows the allowed parameter space in agreement with the H.E.S.S. experiment. From the comparison of figures 13 and 2, it is clear that only for  $1\text{GeV} \leq M_V \leq 10\text{GeV}$  and  $2\text{GeV} \leq M_{H_2} \leq 40\text{GeV}$ , the parameter space of our model is compatible with H.E.S.S. results. Comparing this figure with relic density and direct detection results indicates that allowed range of parameters space, which can simultaneously explain relic density, direct detection and H.E.S.S experiment is fairly small for  $g_\nu$  coupling constant.

## 8 Conclusions

In this paper, we revisit an extension of the SM by an extra  $U_D(1)$  symmetry. The model consists of an extra scalar as the Higgs portal and a vector gauge field as a DM candidate. It is shown that the model can satisfy the observed cosmological DM abundance via the standard freeze-out mechanism and, at the same time, fulfill the theoretical constraints such as perturbativity, unitarity and positivity of the potential and also experimental constraint such as invisible Higgs decay and DD bounds. In the following, we focus on associate production of Higgs boson, Z gauge boson and t quark with the VDM. The results of the LHC experiments on similar final states are used to constrain the parameter space of the model. A statistical method is used to find the maximum room for the events from this DM model in LHC data. It is shown that the results of the associate production of Z gauge boson and DM can exclude some parts of parameters space which are still allowed by relic density and the DD searches. Inspired by the newly observed light Higgs boson close to 95 GeV, the model is tested if its new scalar is the light Higgs boson. The excluded parameter space in the light of the LHC constraints and this

assumption are reported also. At the end, the constraints from the indirect searches are also examined for the completeness.

## References

- [1] G. Bertone and D. Hooper, *History of dark matter*, *Rev. Mod. Phys.* **90** (2018) 045002 [[1605.04909](#)].
- [2] J. L. Feng, *The WIMP paradigm: Theme and variations*, *SciPost Phys. Lect. Notes* **71** (2023) 1 [[2212.02479](#)].
- [3] O. Lebedev, *The Higgs portal to cosmology*, *Prog. Part. Nucl. Phys.* **120** (2021) 103881 [[2104.03342](#)].
- [4] CMS collaboration, *Search for a standard model-like Higgs boson in the mass range between 70 and 110 GeV in the diphoton final state in proton-proton collisions at  $\sqrt{s} = 13$  TeV*, [CMS-PAS-HIG-20-002](#).
- [5] ATLAS collaboration, *Search for resonances in the 65 to 110 GeV diphoton invariant mass range using 80 fb<sup>-1</sup> of pp collisions collected at  $\sqrt{s} = 13$  TeV with the ATLAS detector*, [ATLAS-CONF-2018-025](#).
- [6] S. Yaser Ayazi and M. Hosseini, *W-boson mass anomaly and vacuum structure in vector dark matter model with a singlet scalar mediator*, *Int. J. Mod. Phys. A* **38** (2023) 2340002 [[2206.11041](#)].
- [7] D. Barducci, G. Belanger, J. Bernon, F. Boudjema, J. Da Silva, S. Kraml et al., *Collider limits on new physics within micrOMEGAs\_4.3*, *Comput. Phys. Commun.* **222** (2018) 327 [[1606.03834](#)].
- [8] PLANCK collaboration, *Planck 2018 results. VI. Cosmological parameters*, *Astron. Astrophys.* **641** (2020) A6 [[1807.06209](#)].
- [9] A. Farzinnia, H.-J. He and J. Ren, *Natural Electroweak Symmetry Breaking from Scale Invariant Higgs Mechanism*, *Phys. Lett. B* **727** (2013) 141 [[1308.0295](#)].
- [10] A. Farzinnia and J. Ren, *Higgs Partner Searches and Dark Matter Phenomenology in a Classically Scale Invariant Higgs Boson Sector*, *Phys. Rev. D* **90** (2014) 015019 [[1405.0498](#)].
- [11] S. Yaser Ayazi and A. Mohamadnejad, *Conformal vector dark matter and strongly first-order electroweak phase transition*, *JHEP* **03** (2019) 181 [[1901.04168](#)].
- [12] XENON collaboration, *First Dark Matter Search with Nuclear Recoils from the XENONnT Experiment*, *Phys. Rev. Lett.* **131** (2023) 041003 [[2303.14729](#)].
- [13] XENON collaboration, *Light Dark Matter Search with Ionization Signals in XENON1T*, *Phys. Rev. Lett.* **123** (2019) 251801 [[1907.11485](#)].

- [14] R. Brun and F. Rademakers, *ROOT: An object oriented data analysis framework*, *Nucl. Instrum. Meth. A* **389** (1997) 81.
- [15] R. D. Cousins and V. L. Highland, *Incorporating systematic uncertainties into an upper limit*, *Nucl. Instrum. Meth. A* **320** (1992) 331.
- [16] J. Conrad, O. Botner, A. Hallgren and C. Perez de los Heros, *Including systematic uncertainties in confidence interval construction for Poisson statistics*, *Phys. Rev. D* **67** (2003) 012002 [[hep-ex/0202013](#)].
- [17] S. Paktinat Mehdiabadi and L. Zamiri, *W' pair production in the light of CMS searches*, *J. Phys. G* **45** (2018) 055004 [[1710.05153](#)].
- [18] J. Alwall, R. Frederix, S. Frixione, V. Hirschi, F. Maltoni, O. Mattelaer et al., *The automated computation of tree-level and next-to-leading order differential cross sections, and their matching to parton shower simulations*, *Journal of High Energy Physics* **2014** (2014) .
- [19] A. Semenov, *LanHEP — A package for automatic generation of Feynman rules from the Lagrangian. Version 3.2*, *Comput. Phys. Commun.* **201** (2016) 167 [[1412.5016](#)].
- [20] C. Bierlich et al., *A comprehensive guide to the physics and usage of PYTHIA 8.3*, *SciPost Phys. Codeb.* **2022** (2022) 8 [[2203.11601](#)].
- [21] CMS collaboration, *Search for dark matter produced in association with a Higgs boson decaying to a pair of bottom quarks in proton–proton collisions at  $\sqrt{s} = 13$  TeV*, *Eur. Phys. J. C* **79** (2019) 280 [[1811.06562](#)].
- [22] ATLAS collaboration, *Search for dark matter produced in association with a Standard Model Higgs boson decaying into b-quarks using the full Run 2 dataset from the ATLAS detector*, *JHEP* **11** (2021) 209 [[2108.13391](#)].
- [23] CMS collaboration, *Search for dark matter produced in association with a Higgs boson decaying to  $\gamma\gamma$  or  $\tau^+\tau^-$  at  $\sqrt{s} = 13$  TeV*, *JHEP* **09** (2018) 046 [[1806.04771](#)].
- [24] ATLAS collaboration, *Search for dark matter produced in association with a Higgs boson decaying to tau leptons at  $\sqrt{s} = 13$  TeV with the ATLAS detector*, *JHEP* **09** (2023) 189 [[2305.12938](#)].
- [25] CMS collaboration, *Search for dark matter produced in association with heavy-flavor quark pairs in proton-proton collisions at  $\sqrt{s} = 13$  TeV*, *Eur. Phys. J. C* **77** (2017) 845 [[1706.02581](#)].
- [26] ATLAS collaboration, *Search for dark matter produced in association with bottom or top quarks in  $\sqrt{s} = 13$  TeV pp collisions with the ATLAS detector*, *Eur. Phys. J. C* **78** (2018) 18 [[1710.11412](#)].

- [27] CMS collaboration, *Search for dark matter produced in association with a leptonically decaying Z boson in proton-proton collisions at  $\sqrt{s} = 13$  TeV*, *Eur. Phys. J. C* **81** (2021) 13 [[2008.04735](#)].
- [28] ATLAS collaboration, *Search for an invisibly decaying Higgs boson or dark matter candidates produced in association with a Z boson in pp collisions at  $\sqrt{s} = 13$  TeV with the ATLAS detector*, *Phys. Lett. B* **776** (2018) 318 [[1708.09624](#)].
- [29] CMS collaboration, *Searches for additional Higgs bosons and for vector leptoquarks in  $\tau\tau$  final states in proton-proton collisions at  $\sqrt{s} = 13$  TeV*, *JHEP* **07** (2023) 073 [[2208.02717](#)].
- [30] LEP WORKING GROUP FOR HIGGS BOSON SEARCHES, ALEPH, DELPHI, L3, OPAL collaboration, *Search for the standard model Higgs boson at LEP*, *Phys. Lett. B* **565** (2003) 61 [[hep-ex/0306033](#)].
- [31] A. Belyaev, R. Benbrik, M. Boukidi, M. Chakraborti, S. Moretti and S. Semmlali, *Explanation of the Hints for a 95 GeV Higgs Boson within a 2-Higgs Doublet Model*, [2306.09029](#).
- [32] T.-K. Chen, C.-W. Chiang, S. Heinemeyer and G. Weiglein, *95 GeV Higgs boson in the Georgi-Machacek model*, *Phys. Rev. D* **109** (2024) 075043 [[2312.13239](#)].
- [33] J. Kalinowski and W. Kotlarski, *Constraining Higgs sectors of BSM models – the case of 95 GeV "Higgs"*, in *Workshop on the Standard Model and Beyond*, 4, 2024, [2404.12233](#).
- [34] U. Ellwanger and C. Hugonie, *NMSSM with correct relic density and an additional 95 GeV Higgs boson*, [2403.16884](#).
- [35] J. Kalinowski and W. Kotlarski, *Interpreting 95 GeV di-photon/ $b\bar{b}$  excesses as a lightest Higgs boson of the MRSSM*, [2403.08720](#).
- [36] C.-X. Liu, Y. Zhou, X.-Y. Zheng, J. Ma, T.-F. Feng and H.-B. Zhang, *95 GeV excess in a CP-violating  $\mu$ -from- $\nu$  SSM*, *Phys. Rev. D* **109** (2024) 056001 [[2402.00727](#)].
- [37] HESS collaboration, *Search for  $\gamma$ -Ray Line Signals from Dark Matter Annihilations in the Inner Galactic Halo from 10 Years of Observations with H.E.S.S.*, *Phys. Rev. Lett.* **120** (2018) 201101 [[1805.05741](#)].