

On the Effect of Bounded Rationality in Electricity Markets

Lihui Yi and Ermin Wei

Abstract—Nash equilibrium is a common solution concept that captures the strategic interaction in electricity market analysis. However, it requires a fundamental but impractical assumption that all market participants are fully rational, which implies unlimited computational resources and cognitive abilities. To tackle the limitation, level- k reasoning is proposed and studied to model the bounded rational behaviors. In this paper, we consider a Cournot competition in electricity markets with two suppliers both following level- k reasoning. One is a self-interested firm and the other serves as a benevolent social planner. First, we observe that the optimal strategy of the social planner is to be of a particular rationality level. Being less or more rational may both result in reduced social welfare. Then, we investigate the effect of bounded rationality on social welfare performance and find that it could largely deviate from that at the Nash equilibrium point. Finally, we characterize optimal, mean maximizing and max-min strategies for the benevolent social planner, when having access to different information. The numerical experiments further demonstrate and validate our findings.

Index Terms—Electricity market, DC power flow, bounded rationality, level- k reasoning, Cournot competition, Nash equilibrium.

I. INTRODUCTION

Understanding the interactions between market participants is crucial in electricity markets, where game theory has been widely adopted to model the strategic generator behaviors [1]. While many game-theoretic frameworks have been applied to the electricity markets (e.g., supply function equilibria [2], Stackelberg game [3], [4], etc.), Cournot competition is one of the most fundamental ones. It is a classical economic model that analyzes the behavior of participants in an oligopoly market. In this model, the firms strategically compete with each other by choosing their production quantities and the market price is determined by the total output of the firms.

The current literature uses Cournot competition to study the electricity markets from various aspects. For example, [5] proposes an efficient algorithm for the calculation of the Cournot equilibrium of an electricity market in the absence of transmission constraints; [6] analyzes three market players in a transmission-constrained system and takes into account the non-constant marginal production cost; [7] investigates the impact of coalition formation on the efficiency of Cournot competitions where the suppliers face production uncertainties; [8] studies a situation where a market maker is present and

shows that the equilibrium structure is dramatically impacted by its objective.

We notice that most of the existing literature applies the Nash equilibrium solution concept, which assumes the market participants to be fully rational and have unlimited computational resources to calculate the equilibrium. However, studies [9], [10] show that this assumption is rarely true in reality, either due to limited cognitive ability or lack of computational power. While there is one way to be fully rational, there could be infinite ways to be bounded rational. A few typical approaches include: logit choice model [11], anecdotal reasoning [12] and level- k reasoning (or cognitive hierarchy) [13]. In particular, *level- k reasoning* was initially conceptualized by Nagel in 1995, suggesting that people do levels of strategic thinking as follows:

Level-0 agent plays a random strategy; level-1 agent best responds to a level-0 agent; level-2 agent best responds to a level-1 agent; ...; level- k agent best responds to a level- $(k-1)$ agent.

Level- k reasoning is well supported by many behavioral experiments [14]–[17]. For example, Camerer et al. [15] observe concentrated populations on level-1 and level-2 behaviors; Arad and Rubinstein [17] find that 84% of the subjects chose the strategies corresponding to level-0 through level-3 behaviors. In level- k reasoning, the rationality of an agent is naturally modeled by the level k , as more cognitive ability and computational power are required for a larger k . As k approaches infinity, level- k behaviors may converge to Nash equilibrium (e.g., p -beauty contest game and our game in this paper), where agents are fully rational and no one can do better by unilaterally changing its strategy.

In this paper, we use level- k reasoning to model the bounded rationality of firms in Cournot competition in electricity markets. Specifically, we focus on a stylized scenario where there are two suppliers in the market, one is the self-interested firm and the other one is the benevolent social planner, since electricity markets usually have a social planner who prioritizes social welfare maximization. Motivated by bounded rational human behaviors, this work aims to answer the following key questions under level- k reasoning:

Question 1. Does the social planner being more rational (i.e., having a higher rationality level in our level- k model) benefit the social welfare?

Question 2. How does level- k reasoning outcome deviate from the Nash equilibrium outcome?

Question 3. Given access to different information, what are the strategies for the social planner?

This work was supported by the National Science Foundation (NSF) under Grants ECCS-2030251 and ECCS-2216970.

The authors are with Northwestern University, Evanston, IL, 60208. L. Yi is with the Department of Electrical and Computer Engineering (e-mail: lihuiyi2027@u.northwestern.edu). E. Wei is with the Department of Electrical and Computer Engineering and Department of Industrial Engineering and Management Sciences (e-mail: ermin.wei@northwestern.edu).

Our main contributions are then four-fold:

- First, we adopt the level- k reasoning in electricity markets to model the bounded rational behaviors of power suppliers.
- Then, we derive the closed-form solutions of their level- k behaviors and find that the optimal strategy for the benevolent social planner is to be exactly one level more rational than its opponent, as opposed to being infinitely rational. As the social planner moves away from its optimal rationality level (i.e., less rational or more rational), the social welfare will decrease monotonically.
- Third, we find that the social welfare outcome of level- k reasoning model may be better, equal or worse than that of the Nash equilibrium, depending on the network constraint. Our numerical results show that bounded rationality plays a crucial role in system outcomes.
- We propose strategies for the benevolent social planner to strategically respond to the self-interested firm, when having access to complete information, incomplete information or no information. We further compare their performance by numerical studies.

II. MODEL

In this section, we introduce our model and define the key terms. We focus on a Cournot competition in the electricity market with one consumer representing the entire demand and two suppliers. First, we ignore the physical power system constraints and introduce the demand and supply sides of the market, respectively. Then, we introduce the constrained network topology, embedded with the physical power flow equations.

A. Demand side

In the electricity market, the consumer (or demand) D buys a single commodity, electricity, from the power suppliers. As commonly seen in Cournot competition and power system literature, we assume the consumer's utility function $u(\cdot)$ to be quadratic as follows [8], [18]–[20],

$$u(q_D) = -\frac{1}{2}q_D^2 + q_D + \beta,$$

where $q_D \in [0, 1]$ is the normalized demand and β is some constant. The consumer aims to maximize the net benefit, i.e., utility deducts payment to the suppliers,

$$\pi_D(q_D) = u(q_D) - pq_D,$$

where p is the market price. Since $\pi_D(q_D)$ is concave, we take the first-order condition and obtain

$$p(q_D) = 1 - q_D, \quad (1)$$

i.e., the market exhibits a linear inverse demand function as seen in classic Cournot competitions.

B. Supply side

We assume there are two firms as the electricity suppliers in the market. One is self-interested and thus aims to maximize its own profit, denoted by firm S , while the other is benevolent and maximizes social welfare, denoted by firm B or social planner. We further assume that two firms have identical linear production cost [21] as $c_i(q_i) = cq_i$, where $c \in [0, 1]$ is the cost per unit and $q_i \in [0, 1]$ is the normalized quantity supplied by firm i with $i \in \{S, B\}$.

Here, we consider all goods produced by each supplier to be fully transmitted to the consumer. This is a typical setup in Cournot competition, but is not trivial in electricity markets due to the physical constraints. We will establish the underlying reason in the next subsection.

The payoff (or utility) of the self-interested firm S is defined as its net profit, given by

$$\pi_S(q_S, q_B) = p(q_D)q_S - cq_S,$$

where $p(q_D)$ is given by Eq. (1). The payoff (or utility) of the benevolent social planner B is defined as the system social welfare $W(q_S, q_B)$, i.e.,

$$\pi_B(q_S, q_B) = W(q_S, q_B),$$

where $W(q_S, q_B) = u(q_D) - cq_S - cq_B$. Both firms aim to maximize their payoff functions and the market must be cleared, not only due to economic considerations but also by physical constraint in power systems, i.e., $q_D = q_S + q_B$.

C. Network topology

First, we consider the 3-bus network example depicted in Fig. 1. Firm B and firm S can be regarded as two generators at buses 1 and 2, respectively. The consumer can be regarded as a load at bus 3. We assume the transmission line between bus 1 and 2 has a normalized maximum flow capacity $0 < f \leq 1 - c$ and the line between bus 2 and 3 has a normalized flow capacity 2.¹

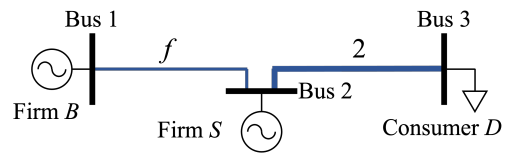


Fig. 1. A 3-bus network example.

In this work, we apply the direct current (DC) power flow model, as commonly used in electricity market studies [2], and then have the following observations for this particular simple network:

- 1) The system is lossless;
- 2) The power that flows from bus 1 to bus 2 and from bus 2 to bus 3 is q_B and $q_B + q_S$, respectively;
- 3) The power flow equation constraint is equivalent to $|q_B| \leq f$.

¹In fact, the flow on line 2-3 never exceeds 2 with or without the flow limit, as each supplier will never produce more than 1 unit. Essentially, it means line 1-2 is more congested than line 2-3, as also seen in practice (e.g., Path 15 in California [22]).

These justify that all goods produced by each supplier are transmitted to the consumer, as assumed in the previous subsection.

III. LEVEL- k REASONING

In this section, we elaborate level- k reasoning in details. As in the classical Cournot competition, we define the *best response* of firm S to firm B and of firm B to firm S as $\mathcal{B}_S(q_B)$ and $\mathcal{B}_B(q_S)$, respectively, such that $\mathcal{B}_S(q_B) \in \arg \max_{q_S \geq 0} \pi_S(q_S, q_B)$ and $\mathcal{B}_B(q_S) \in \arg \max_{0 \leq q_B \leq f} \pi_B(q_S, q_B)$ due to network constraint. The following lemma gives the closed-form solution of the best responses for both suppliers.

Lemma 1. *The best responses of the two suppliers can be compactly expressed as follows,*

$$\begin{aligned}\mathcal{B}_S(q_B) &= \max \left\{ (1 - c - q_B)/2, 0 \right\}, \\ \mathcal{B}_B(q_S) &= \max \left\{ \min \{1 - c - q_S, f\}, 0 \right\}.\end{aligned}$$

Proof. We may rewrite the payoff functions for two suppliers in the following,

$$\begin{aligned}\pi_S(q_S, q_B) &= q_S(1 - c - q_B - q_S), \\ \pi_B(q_S, q_B) &= q_B(1 - c - q_S - \frac{q_B}{2}) + q_S(1 - c - \frac{q_S}{2}) + \beta.\end{aligned}$$

Since $\pi_S(q_S, q_B)$ is concave in q_S and $\pi_B(q_S, q_B)$ is concave in q_B , we can combine the first order condition of optimality with constraints on produced quantities and derive the closed-form expressions for best responses. \square

As a demonstration of the level- k reasoning model, we present level-0, level-1 and level-2 behaviors as examples in our framework and then give the general formula of level- k behaviors. Denote the quantity produced by the level- k firm i by $q_i^{(k)}$, with $i \in \{S, B\}$ and $k \in \mathbb{N}$.

a) *Level-0 behavior:* The level-0 players choose a feasible solution at random [23]. For the self-interested firm S , the minimal production quantity is 0 while the maximum is $1 - c$, since any extra produced unit will result in a price higher than the marginal cost c . Here, we simply let $q_S^{(0)} = (1 - c)/2$, which is the mean of all feasible solutions [23]².

For the benevolent social planner B , we focus on the case of $f \leq 1 - c$, where the social planner has less market power due to limited transmission line flow capacity³. The minimal and maximal production quantities are 0 and f , respectively. Thus, we let $q_B^{(0)} = f/2$.

²An alternative setup will be the level-0 behaviors following a uniform distribution on all feasible solutions and the level-1 agent maximizing its payoff over expectation. Since our best response functions are linear, the two setups coincide with each other.

³Otherwise, the social planner can manipulate the market by producing exactly $1 - c$ to maximize the social welfare and the self-interested firm will exit the market, which is less interesting for studies.

b) *Level-1 behavior:* The level-1 players assume the other players are level-0 and best respond accordingly. Specifically, the level-1 firm S will best respond to the level-0 firm B . Since the best response functions are linear, we have

$$q_S^{(1)} = \mathcal{B}_S(q_B^{(0)}) = (1 - c)/2 - f/4.$$

Similarly, the level-1 firm B will best respond to the level-0 firm S and hence

$$q_B^{(1)} = \mathcal{B}_B(q_S^{(0)}) = \min \{(1 - c)/2, f\}.$$

c) *Level-2 behavior:* The level-2 players assume the other players are level-1 and best respond accordingly. Therefore, the level-2 firm S will best respond to the level-1 firm B and the level-2 firm B will best respond to the level-1 firm S . We then have

$$\begin{aligned}q_S^{(2)} &= \mathcal{B}_S(q_B^{(1)}) = \max \{(1 - c)/4, (1 - c)/2 - f/2\}, \\ q_B^{(2)} &= \mathcal{B}_B(q_S^{(1)}) = \min \{(1 - c)/2 + f/4, f\}.\end{aligned}$$

d) *Level- k behavior:* In general, we have that level- k firm i best responds to the level- $(k - 1)$ firm j as follows,

$$q_i^{(k)} = \mathcal{B}_i(q_j^{(k-1)}),$$

where $i, j \in \{S, B\}$ and $i \neq j$.

IV. LEVEL- k SOCIAL WELFARE PERFORMANCE

In this section, we first derive the closed-form solution of level- k behaviors and present its properties. Next, we investigate the relationships between the rationality levels of the two suppliers and the resulting social welfare. Finally, we compare the social welfare performances under the level- k reasoning model and the fully rational Nash equilibrium scenario. Following the argument in the previous section, we will assume $f \leq 1 - c$ in the rest of the paper.

Lemma 2. *For any $k \in \mathbb{N}$, the level- k behavior of firm S is given by*

$$q_S^{(k)} = \begin{cases} \max \left\{ \frac{1 - c}{2^{\frac{k}{2}+1}}, \frac{1 - c}{2} - \frac{f}{2} \right\}, & \text{if } k \text{ is even;} \\ \max \left\{ \frac{1 - c}{2^{\frac{k+1}{2}}} - \frac{f}{2^{\frac{k+1}{2}+1}}, \frac{1 - c}{2} - \frac{f}{2} \right\}, & \text{if } k \text{ is odd.} \end{cases}$$

Similarly, the level- k behavior of firm B is given by

$$q_B^{(k)} = \begin{cases} \min \left\{ \frac{(2^{\frac{k}{2}} - 1)(1 - c)}{2^{\frac{k}{2}}} + \frac{f}{2^{\frac{k}{2}+1}}, f \right\}, & \text{if } k \text{ is even;} \\ \min \left\{ \frac{(2^{\frac{k+1}{2}} - 1)(1 - c)}{2^{\frac{k+1}{2}}}, f \right\}, & \text{if } k \text{ is odd.} \end{cases}$$

Proof. We prove this by mathematical induction. First, we verify that the expressions are true when $k = 0$, according to the level-0 behaviors shown in the previous section. Then, we assume $q_S^{(k)}$ and $q_B^{(k)}$ are true for any $k \in \mathbb{N}$ such that $k > 0$ and k is even.

As stated in Section III, the level- $(k + 1)$ firm S will best respond to the level- k firm B and the level- $(k + 1)$ firm B will best respond to the level- k firm S . Based on the best

responses shown in Lemma 1, the level- $(k + 1)$ behavior of firm S is written as follows,

$$q_S^{(k+1)} = \max \left\{ \frac{1-c}{2} - \min \left\{ \frac{(2^{\frac{k}{2}} - 1)(1-c)}{2^{\frac{k}{2}+1}} + \frac{f}{2^{\frac{k}{2}+2}}, \frac{f}{2} \right\}, 0 \right\}.$$

Equivalently, we have

$$q_S^{(k+1)} = \max \left\{ \max \left\{ \frac{1-c}{2^{\frac{k}{2}+1}} - \frac{f}{2^{\frac{k}{2}+2}}, \frac{1-c}{2} - \frac{f}{2} \right\}, 0 \right\}.$$

Since $f \leq 1 - c$, it can be further simplified as

$$q_S^{(k+1)} = \max \left\{ \frac{1-c}{2^{\frac{k}{2}+1}} - \frac{f}{2^{\frac{k}{2}+2}}, \frac{1-c}{2} - \frac{f}{2} \right\},$$

which is consistent with the closed-form solution of $q_S^{(k+1)}$ by directly plugging in $k + 1$. Similarly, we may derive the level- $(k + 1)$ behavior of firm B by $q_B^{(k+1)} = \mathcal{B}_B(q_S^{(k)})$ and obtain

$$q_B^{(k+1)} = \max \left\{ \min \left\{ 1 - c - \max \left\{ \frac{1-c}{2^{\frac{k}{2}+1}}, \frac{1-c}{2} - \frac{f}{2} \right\}, f \right\}, 0 \right\},$$

Equivalently, we have

$$q_B^{(k+1)} = \max \left\{ \min \left\{ \frac{(2^{\frac{k}{2}+1} - 1)(1-c)}{2^{\frac{k}{2}+1}}, \frac{1-c}{2} + \frac{f}{2}, f \right\}, 0 \right\}.$$

Since $f \leq 1 - c$, the preceding equation becomes

$$q_B^{(k+1)} = \min \left\{ \frac{(2^{\frac{k}{2}+1} - 1)(1-c)}{2^{\frac{k}{2}+1}}, f \right\},$$

which is consistent with the closed-form solution of $q_B^{(k+1)}$. The case where k is odd can be established in a similar way. Therefore, we see that the level- $(k + 1)$ expressions are true. By mathematical induction, the proof is complete. \square

We then observe the following properties.

Lemma 3. For any $k \in \mathbb{N}$,

- $q_S^{(k)}$ is (weakly) decreasing in k , lower bounded by $\frac{1-c}{2} - \frac{f}{2}$ and upper bounded by $\frac{1-c}{2}$;
- $q_B^{(k)}$ is (weakly) increasing in k , lower bounded by $\frac{f}{2}$ and upper bounded by f .

Proof. We first assume $k \in \mathbb{N}$ is an even number and write

$$q_S^{(k)} - q_S^{(k+1)} = \max \left\{ \frac{1-c}{2^{\frac{k}{2}+1}}, \frac{1-c}{2} - \frac{f}{2} \right\} - \max \left\{ \frac{1-c}{2^{\frac{k}{2}+1}} - \frac{f}{2^{\frac{k}{2}+2}}, \frac{1-c}{2} - \frac{f}{2} \right\}.$$

Equivalently, it can be rewritten as follows,

$$q_S^{(k)} - q_S^{(k+1)} = \max \left\{ \min \{x, y\}, \min \{x - y, 0\} \right\},$$

where

$$\begin{cases} x = \frac{f}{2^{\frac{k}{2}+2}}, \\ y = -\frac{1-c}{2} + \frac{f}{2} + \frac{1-c}{2^{\frac{k}{2}+1}}. \end{cases}$$

Then, we observe the following facts: if $x \geq y$, $q_S^{(k)} - q_S^{(k+1)} = \max \{y, 0\} \geq 0$; otherwise, $q_S^{(k)} - q_S^{(k+1)} = \max \{x, x - y\} \geq 0$ since $x \geq 0$. Thus, $q_S^{(k)} - q_S^{(k+1)} \geq 0$ always holds when assuming k is even. When k is odd, $q_S^{(k)} - q_S^{(k+1)} \geq 0$ also holds, which can be established by similar techniques.

Combining two cases, we conclude that $q_S^{(k)}$ is weakly decreasing in k . The upper and lower bounds of $q_S^{(k)}$ are then straightforward by letting $k = 0$ and $k \rightarrow \infty$, respectively.

The monotonicity and bounds of $q_B^{(k)}$ can be established similarly. \square

Intuitively, as the rationality level k increases, the self-interested firm (strategic agent) reduces production to exercise market power while the benevolent social planner expands production to help improve social welfare.

In a static game, two suppliers may be of different levels of rationality. We denote the rationality levels of the self-interested firm S and the benevolent social planner B by k and $(k + \Delta)$, respectively, where $k \in \mathbb{N}$ and $\Delta \in \mathbb{Z}_{[-k, \infty)}$.⁴ Next, we take the social planner's perspective and fix k to investigate the relationship between its level of rationality and the resulting social welfare. We also refer to this social welfare as the *level- k performance*. For ease of derivation, we introduce the following lemma to equivalently characterize the social welfare performance.

Lemma 4. The social welfare $W(q_S, q_B)$ is strictly decreasing with $d(q_S, q_B) = |1 - c - q_S - q_B|$.

Proof. With $d(q_S, q_B) = |1 - c - q_S - q_B|$, we can rewrite social welfare as follows,

$$W(q_S, q_B) = -d^2(q_S, q_B)/2 + (1 - c)^2/2 + \beta.$$

Hence, $W(q_S, q_B)$ is strictly decreasing with $d(q_S, q_B)$ since $d(q_S, q_B) \geq 0$. \square

Different from the classic Cournot competition literature with fully rational agents, $1 - c - q_S - q_B$ might be negative when one agent is not one level more rational than the other, since no one is best responding to a correct belief. Note that if $d = 0$, the best possible social welfare is achieved, where the market price is equal to the cost per unit. We call it the *optimal social welfare*. We denote the corresponding total quantity produced as $q_S^{SO} + q_B^{SO} = 1 - c$ and call it the *optimal social total production*. Then, we consider the following question: if the level of the self-interested firm is known, is it always better for the benevolent social planner to have a high level of rationality? The following theorem presents the answer.

Theorem 1. For any fixed $k \in \mathbb{N}$, the level- k performance $W(q_S^{(k)}, q_B^{(k+\Delta)})$ is (weakly) increasing in $\Delta \in \mathbb{Z}_{[-k, 1]}$ and (weakly) decreasing in $\Delta \in \mathbb{Z}_{[1, \infty)}$.

Proof. First of all, social welfare $W(q_S^{(k)}, q_B^{(k+1)})$ is maximal among all $W(q_S^{(k)}, q_B^{(k+\Delta)})$ with $\Delta \in \mathbb{N}_{[-k, \infty)}$, since by definition the level- $(k + 1)$ firm B is a social welfare maximizer and best responds to the level- k firm S . Due to

⁴Here, the shorthand $\mathbb{Z}_{[-k, \infty)}$ is the set of all integers greater than or equal to $-k$.

the flow capacity constraint and Lemma 4, the corresponding total quantity produced should be no larger than $1 - c$, i.e., $q_S^{(k)} + q_B^{(k+1)} \leq 1 - c$. Since $q_B^{(k)}$ is increasing in k by Lemma 3, we have $d(q_S^{(k)}, q_B^{(k+\Delta)}) = 1 - c - (q_S^{(k)} + q_B^{(k+\Delta)})$ for any $\Delta \in \mathbb{Z}_{[-k, 0]}$. Then it can be seen that

$$d(q_S^{(k)}, q_B^{(k+\Delta+1)}) \leq d(q_S^{(k)}, q_B^{(k+\Delta)}), \quad \forall \Delta \in \mathbb{Z}_{[-k, 0]}.$$

By Lemma 4, social welfare increases in $\Delta \in \mathbb{Z}_{[-k, 1]}$.

For the case of $\Delta \in \mathbb{Z}_{[1, \infty)}$, we prove by contradiction. Assume there exists a $\Delta \in \mathbb{Z}_{[1, \infty)}$ such that $W(q_S^{(k)}, q_B^{(k+\Delta+1)}) > W(q_S^{(k)}, q_B^{(k+\Delta)})$. Then, by Lemma 4, we have $d(q_S^{(k)}, q_B^{(k+\Delta+1)}) < d(q_S^{(k)}, q_B^{(k+\Delta)})$, which implies the following by squaring both sides of the inequality,

$$(q_B^{(k+\Delta+1)} - q_B^{(k+\Delta)}) \left(2q_S^{(k)} + q_B^{(k+\Delta+1)} + q_B^{(k+\Delta)} - 2 + 2c \right) < 0.$$

By the monotonicity of $q_B^{(k)}$, we apply $q_B^{(k+\Delta+1)} > q_B^{(k+\Delta)}$ to the preceding inequality and have

$$\left(q_S^{(k)} + q_B^{(k+\Delta+1)} \right) + \left(q_S^{(k)} + q_B^{(k+\Delta)} \right) < 2(1 - c), \quad (2)$$

which indicates $q_S^{(k)} + q_B^{(k+\Delta)} < 1 - c$. Then, two cases may occur as follows,

a) if $q_S^{(k)} + q_B^{(k+\Delta+1)} < 1 - c$: we observe that

$$d(q_S^{(k)}, q_B^{(k+\Delta+1)}) < d(q_S^{(k)}, q_B^{(k+\Delta)}) \leq d(q_S^{(k)}, q_B^{(k+1)}),$$

since $q_B^{(k+\Delta+1)} > q_B^{(k+\Delta)}$ and $q_B^{(k)}$ is increasing. By Lemma 4, we deduce that $W(q_S^{(k)}, q_B^{(k+\Delta+1)}) > W(q_S^{(k)}, q_B^{(k+1)})$. However, it contradicts the fact that $W(q_S^{(k)}, q_B^{(k+1)})$ is the maximum among $W(q_S^{(k)}, q_B^{(k+\Delta)})$ for any $\Delta \in \mathbb{Z}_{[-k, \infty)}$.

b) if $q_S^{(k)} + q_B^{(k+\Delta+1)} > 1 - c$: then the inequality (2) shows

$$0 < \left(q_S^{(k)} + q_B^{(k+\Delta+1)} \right) - (1 - c) < (1 - c) - \left(q_S^{(k)} + q_B^{(k+\Delta)} \right).$$

Equivalently, we have

$$d(q_S^{(k)}, q_B^{(k+\Delta+1)}) < d(q_S^{(k)}, q_B^{(k+\Delta)}) \leq d(q_S^{(k)}, q_B^{(k+1)}),$$

since $q_S^{(k)} + q_B^{(k+\Delta)} < 1 - c$ and $q_B^{(k)}$ is increasing. Similarly, it contradicts $W(q_S^{(k)}, q_B^{(k+1)})$ being maximal and so $d(q_S^{(k)}, q_B^{(k+1)})$ being minimal. Therefore, we conclude that $W(q_S^{(k)}, q_B^{(k+\Delta)})$ is weakly decreasing in $\Delta \in \mathbb{Z}_{[1, \infty)}$. \square

Given that the self-interested firm is of level- k , the preceding result shows that social welfare will decrease, as the rationality level of the benevolent social planner moves away from $k + 1$, no matter if it becomes more or less rational. While a first impression may suggest that the more rational a player is (higher level k), the better its payoff will be, this is not true here. Instead, the best payoff is achieved with exactly one level of rationality higher than the opponent.

Corollary 1. For any fixed $k \in \mathbb{N}$, if $\Delta < 1$, the total produced quantity is no more than the optimal social total production. If $\Delta > 1$, the total produced quantity is either the same as that of $\Delta = 1$ or higher than the optimal social total production.

Proof. Since by definition level- $(k + 1)$ firm B best responds to the level- k firm S and maximizes social welfare, the corresponding total produced quantity is either equal to the socially optimal total production or smaller due to flow capacity constraint. For $\Delta < 1$, we then have

$$q_S^{(k)} + q_B^{(k+\Delta)} \leq 1 - c = q_S^{SO} + q_B^{SO},$$

based on the monotonicity of $q_B^{(k)}$ as shown in Lemma 3. Next, we prove the case of $\Delta > 1$ by contradiction. Since $q_B^{(k)}$ is increasing in k , we first see that $q_S^{(k)} + q_B^{(k+\Delta)} \geq q_S^{(k)} + q_B^{(k+1)}$ always holds. Thus, we assume there exists a $\Delta > 1$ such that

$$q_S^{(k)} + q_B^{(k+1)} < q_S^{(k)} + q_B^{(k+\Delta)} \leq q_S^{SO} + q_B^{SO}.$$

By Lemma 4, we then have $d(q_S^{(k)}, q_B^{(k+\Delta)}) < d(q_S^{(k)}, q_B^{(k+1)})$ and thus $W(q_S^{(k)}, q_B^{(k+\Delta)}) > W(q_S^{(k)}, q_B^{(k+1)})$. However, it contradicts Theorem 1, which shows that $W(q_S^{(k)}, q_B^{(k+\Delta)})$ is decreasing in $\Delta \in \mathbb{Z}_{[1, \infty)}$. \square

When the benevolent social planner is less rational than the self-interested firm, then compared to the outcome with $\Delta = 1$, the consumer faces a higher market price, achieves a low utility, but the cost of production will be reduced. On the other hand, if the benevolent social planner is more rational than the self-interested firm, then the consumer benefits from the social planner and a higher utility may be achieved. Meanwhile, the drawback is that the social planner's production cost will be increased. Hence, we observe that the planner being less rational could be beneficial to the supply side and being more rational could be beneficial to the consumer side. In order to achieve a good social welfare performance, the benevolent social planner needs to make a tradeoff between the consumer's utility and production cost. We will further discuss different strategies for the benevolent social planner to secure or improve social welfare in the next section.

V. COMPARISON OF BOUNDED RATIONAL AND FULLY RATIONAL OUTCOMES

Next, we compare the outcomes achieved by bounded rational agents and fully rational agents (i.e., Nash equilibrium). We refer to the social welfare at the Nash equilibrium in the fully rational setting as *equilibrium performance* and denote it by W^{NE} . For convenience, we define *price of rationality* (PoR) as follows,

$$PoR(k, \Delta) = \frac{W^{NE}}{W(q_S^{(k)}, q_B^{(k+\Delta)})}.$$

If PoR is greater than 1, the level- k performance is worse than the equilibrium performance; if PoR is less than 1, then the equilibrium performance is worse. The greater the absolute value of PoR , the farther the level- k performance deviates from the equilibrium performance. We next characterize the Nash equilibrium and the corresponding social welfare.

Lemma 5. The Nash equilibrium strategy profile is

$$(q_S^{NE}, q_B^{NE}) = \left((1 - c)/2 - f/2, f \right),$$

with the equilibrium performance $W^{NE} = W(q_S^{NE}, q_B^{NE})$.

To establish the lemma, we use the definition of Nash equilibrium, where $q_S^* = \mathcal{B}_S(q_B^*)$ and $q_B^* = \mathcal{B}_B(q_S^*)$.

We see that the level- k behaviors of both firms approach the Nash equilibrium as k becomes large, i.e., $\lim_{k \rightarrow \infty} q_i^{(k)} = q_i^{NE}$ with $i \in \{S, B\}$. The reason behind this is that the players become closer to being fully rational as their level of rationality becomes higher. Thus, an alternative way to interpret Nash equilibrium is the level- ∞ behavior.

Theorem 2. For any $\Delta < 0$, the price of rationality is greater or equal to 1, i.e.,

$$PoR(k, k + \Delta) \geq 1, \quad \text{for } \forall \Delta < 0.$$

Equivalently, the level- k performance is no better than the equilibrium performance.

Proof. We first let $\Delta = -1$ and prove the statement. For any $k \in \mathbb{N}$ that is even, we have

$$q_S^{(k)} + q_B^{(k-1)} = \max \left\{ \min \{x, y\}, \min \left\{ z, \frac{x+y}{2} \right\} \right\},$$

where

$$\begin{cases} x = \frac{(2^{\frac{k}{2}+1} - 1)(1-c)}{2^{\frac{k}{2}+1}}, \\ y = \frac{1-c}{2^{\frac{k}{2}+1}} + f, \\ z = \frac{1-c}{2} + \frac{(2^{\frac{k}{2}} - 1)(1-c)}{2^{\frac{k}{2}}} - \frac{f}{2}. \end{cases}$$

Since $\min\{x, y\} \leq (x+y)/2$ and $\min\{z, (x+y)/2\} \leq (x+y)/2$, we have the following observation:

$$q_S^{(k)} + q_B^{(k-1)} \leq \frac{x+y}{2} = \frac{1-c}{2} + \frac{f}{2}.$$

For comparison, in the fully rational setting, the total produced quantity at Nash equilibrium is

$$q_S^{NE} + q_B^{NE} = \frac{1-c}{2} + \frac{f}{2} \geq q_S^{(k)} + q_B^{(k-1)}.$$

With the assumption of $f \leq 1-c$, we conclude that

$$d(q_S^{(k)}, q_B^{(k-1)}) \geq d(q_S^{NE}, q_B^{NE}),$$

which implies $W(q_S^{(k)}, q_B^{(k-1)}) \leq W^{NE}$ by Lemma 4. For any $k \in \mathbb{N}$ that is odd, we can also show $W(q_S^{(k)}, q_B^{(k-1)}) \leq W^{NE}$ by using similar techniques.

Now we consider the general case of $\Delta < 0$. Based on Lemma 3, we see that $q_B^{(k+\Delta)} \leq q_B^{(k-1)}$ for any $\Delta < 0$. Thus, the following inequality holds because of $f \leq 1-c$,

$$q_S^{(k)} + q_B^{(k+\Delta)} \leq q_S^{(k)} + q_B^{(k-1)} \leq 1-c,$$

which indicates $d(q_S^{(k)}, q_B^{(k+\Delta)}) \geq d(q_S^{(k)}, q_B^{(k-1)})$ for any $\Delta < 0$. Therefore, by Lemma 4, we conclude that

$$W(q_S^{(k)}, q_B^{(k+\Delta)}) \leq W(q_S^{(k)}, q_B^{(k-1)}) \leq W^{NE}.$$

□

This result implies that the social welfare performance is no better than the equilibrium performance, i.e., $PoR \geq 1$, if the benevolent social planner has a lower level of rationality than

the self-interested firm. On the other hand, if the benevolent firm has an equal or higher level of rationality, the following theorem shows that the price of rationality can be less than 1 under some circumstances.

Theorem 3. For $\Delta \in \{0, 1\}$, the price of rationality is less than 1, i.e.,

$$PoR(k, k + \Delta) < 1,$$

if and only if the following conditions hold,

1) when k is even:

$$(1 - \frac{1}{2^{\frac{k}{2}}}) < \frac{f}{1-c} < 1;$$

2) when k is odd:

$$\begin{aligned} (1 - \frac{1}{2^{\frac{k+1}{2}} - 1}) &< \frac{f}{1-c} < (1 - \frac{1}{2^{\frac{k+1}{2}} + 1}), \quad \text{if } \Delta = 0; \\ (1 - \frac{1}{2^{\frac{k+1}{2}} - 1}) &< \frac{f}{1-c} < 1, \quad \text{if } \Delta = 1. \end{aligned}$$

Proof. We first assume k is an even number and $\Delta = 0$, then

$$q_S^{(k)} + q_B^{(k)} = \max \left\{ \min \{x, y\}, \min \{x-y+z, z\} \right\}, \quad (3)$$

where

$$\begin{cases} x = \frac{(2^{\frac{k}{2}+1} - 1)(1-c)}{2^{\frac{k}{2}+1}} + \frac{f}{2^{\frac{k}{2}+1}}, \\ y = \frac{1-c}{2^{\frac{k}{2}+1}} + f, \\ z = \frac{1-c}{2} + \frac{f}{2}. \end{cases}$$

For any $f \leq 1-c$, we see that $x \leq 1-c$ and $z \leq 1-c$. Thus, Eq. (3) implies $q_S^{(k)} + q_B^{(k)} \leq \max\{x, z\} \leq 1-c$ and therefore

$$d(q_S^{(k)}, q_B^{(k)}) = 1-c - (q_S^{(k)} + q_B^{(k)}).$$

Recall the total produced quantity at Nash equilibrium as $q_S^{NE} + q_B^{NE} = z$, we see that $d(q_S^{NE}, q_B^{NE}) = 1-c - (q_S^{NE} + q_B^{NE})$. By Lemma 4, the level- k performance is better than the equilibrium performance if and only if

$$q_S^{(k)} + q_B^{(k)} > q_S^{NE} + q_B^{NE}.$$

We combine Eq. 3 with the observation $\min\{x-y+z, z\} \leq z$, the previous inequality is satisfied if and only if

$$\min\{x, y\} > z,$$

which implies that $(1 - \frac{1}{2^{\frac{k}{2}}})(1-c) < f < 1-c$. When k is even and $\Delta = 1$, similar techniques can be established and the same condition is obtained. When k is odd, the conditions can be derived similarly as well. □

Therefore, if the rationality level of the benevolent social planner is equal or one level higher than the self-interested firm, the achieved social welfare may be better than the equilibrium welfare, depending on the flow capacity limit. In fact, it can be shown that there exists a region of f for any $\Delta \geq 0$, such that the level- k performance outperforms the equilibrium performance. Finally, we end this section with a remark on the practical implications of the PoR .

Remark 1. If PoR is greater than 1, the fully rational Nash equilibrium analysis results in an overestimated social welfare performance. The social welfare achieved by bounded rational players will be worse than the equilibrium performance. If PoR is less than 1, we will underestimate the social welfare if using the Nash equilibrium solution concept. When PoR equals 1, i.e., the equilibrium performance is modeled accurately by Nash outcome, the equilibrium strategy profile may still be different from the level- k strategy profile.

VI. SOCIAL PLANNER'S STRATEGIES

In this section, we continue the study by assuming the self-interested firm acts under the level- k reasoning model and has the belief that its opponent (benevolent social planner) also follows the level- k reasoning. Under this assumption, we explore and study the strategies of the benevolent social planner. Specifically, we propose answers to the following questions: what is the best strategy to play if knowing or not knowing the rationality of the self-interested firm? Does it still make sense to commit to a level- k thinking strategy? The answer varies with the amount of available information regarding the self-interested firm. Therefore, we propose three strategies under different scenarios.

A. Optimal strategy

The best possible scenario is that the benevolent social planner has complete information about its opponent. That is, the self-interested firm B 's rationality level k is known. By Theorem 1, the *optimal strategy* for the benevolent social planner is to be exactly one level more rational than the other player, i.e., $q_B^* = q_B^{(k+1)}$. Note that even though the social planner does not necessarily need to follow the level- k reasoning, its optimal strategy is still to behave as of level- $(k+1)$, since it aims to maximize the social welfare and the level- $(k+1)$ behavior best responds to the level- k behavior.

B. Mean maximizing strategy

In general, it may be hard for the benevolent social planner to have the full information and know exactly the rationality level of the self-interested firm. In this case, the optimal strategy cannot be achieved. Here, following the classical Bayesian game setup, we suppose firm S 's level of rationality is a random variable K with well-defined mean and variance and its probability distribution is known to the benevolent social planner. We denote $\mathbb{P}(K = k)$ as the probability that firm S is of level- k and $\sum_{k \in \mathbb{N}} \mathbb{P}(K = k) = 1$ ⁵. Then, we define the *stochastic strategy* to be the quantity produced by firm B that maximizes the expected social welfare, i.e.,

$$q_B^{SS} \in \arg \max_{0 \leq q_B \leq f} \mathbb{E} \left[W(q_S^{(K)}, q_B) \right].$$

The explicit solution is provided in the following theorem.

Theorem 4. The stochastic strategy is solved as

$$q_B^{SS} = \min \left\{ 1 - c - \mathbb{E}[q_S^{(K)}], f \right\}.$$

⁵we consider \mathbb{N} to include 0.

Proof. First, we write the optimization problem as follows,

$$\max_{0 \leq q_B \leq f} \mathbb{E} \left[W(q_S^{(K)}, q_B) \right].$$

It is equivalent to solve

$$\max_{0 \leq q_B \leq f} q_B \left(1 - c - \mathbb{E}[q_S^{(K)}] - \frac{1}{2} q_B \right),$$

since $\mathbb{E}[q_S^{(K)}]$, $\mathbb{E}[(q_S^{(K)})^2]$ and β are constants. By Lemma 3, we have $q_S^{(k)}$ upper bounded by $\frac{1-c}{2}$ for any $k \in \mathbb{N}$. Thus, there holds $\mathbb{E}[q_S^{(K)}] < 1 - c$. By the first order condition and the constraint on q_B , the optimal solution of the preceding optimization problem is then given by

$$q_B^{SS} = \min \left\{ 1 - c - \mathbb{E}[q_S^{(K)}], f \right\}.$$

□

To measure how well the stochastic strategy performs, we introduce the *value of complete information (VCI)* [24] as

$$VCI^{SS} = W(q_S^{(k)}, q_B^*) - W(q_S^{(k)}, q_B^{SS}).$$

By definition, VCI^{SS} is non-negative.

Remark 2. It is worth noting that q_B^{SS} may not equal to $\mathbb{E}[q_B^{(K+1)}]$ due to the network constraints.

C. Robust max-min strategy

Next we consider a scenario where the social planner only knows an uncertainty set around its opponent's rationality level. We define the *robust strategy* to be the quantity produced by firm B that maximizes the minimal social welfare among all possible rationality levels of the self-interested firm, i.e.,

$$q_B^{RS} \in \arg \max_{0 \leq q_B \leq f} \min_{k \in \mathbb{N}} W(q_S^{(k)}, q_B). \quad (4)$$

Surprisingly, we find out that this robust strategy is to act exactly as level-2 behavior, as formally presented below.

Theorem 5. The robust strategy is solved as

$$q_B^{RS} = \min \left\{ \frac{1-c}{2} + \frac{f}{4}, f \right\},$$

which corresponds to its level-2 behavior.

Proof. To address the maximin problem, we first solve the following minimization problem,

$$k^* \in \arg \min_{k \in \mathbb{N}} W(q_S^{(k)}, q_B), \quad (5)$$

with $0 \leq q_B \leq f$. Since $W(q_S^{(k)}, q_B)$ is a quadratic function of $q_S^{(k)}$ for any given q_B , the preceding problem is then equivalent to

$$k^* \in \arg \min_{k \in \mathbb{N}} -\frac{1}{2} \left(q_S^{(k)} - (1 - c - q_A) \right)^2.$$

By Lemma 3, we have $q_S^{(k)}$ being monotonic, tightly bounded by $\frac{1-c}{2} - \frac{f}{2}$ and $\frac{1-c}{2}$. Therefore, the optimal solution of the minimization problem k^* satisfies

$$q_S^{(k^*)} = \begin{cases} \frac{1-c}{2} - \frac{f}{2}, & \text{if } q_B < \frac{1-c}{2} + \frac{f}{4}; \\ \frac{1-c}{2}, & \text{if } q_B > \frac{1-c}{2} + \frac{f}{4}; \\ \frac{1-c}{2} - \frac{f}{2} \text{ or } \frac{1-c}{2}, & \text{if } q_B = \frac{1-c}{2} + \frac{f}{4}. \end{cases}$$

The corresponding objective value of problem (5) is then $W(q_S^{(k^*)}, q_B)$. Afterwards, we aim to maximize the minimum $W(q_S^{(k^*)}, q_B)$ subject to $0 \leq q_B \leq f$. Equivalently,

$$\max_{0 \leq q_B \leq f} -\frac{1}{2} q_B \left(q_B - (1-c-q_S^{(k^*)}) \right).$$

Note that $q_S^{(k^*)}$ is a piecewise function in q_B . Thus, we can decompose the preceding problem into two subproblems.

a) *Subproblem 1*: Substitute $q_S^{(k^*)} = \frac{1-c}{2} - \frac{f}{2}$, we have

$$\max_{0 \leq q_B \leq \min\{\frac{1-c}{2} + \frac{f}{4}, f\}} -\frac{1}{2} q_B \left(q_B - (1-c+f) \right).$$

The optimal solution is then $q_B^{RS} = \min\{\frac{1-c}{2} + \frac{f}{4}, f\}$.

b) *Subproblem 2*: Substitute $q_S^{(k^*)} = \frac{1-c}{2}$, we have

$$\max_{\frac{1-c}{2} + \frac{f}{4} \leq q_B \leq f} -\frac{1}{2} q_B \left(q_B - (1-c) \right).$$

If $\frac{1-c}{2} + \frac{f}{4} \leq f$, the optimal solution is then $q_B^{RS} = \frac{1-c}{2} + \frac{f}{4} = \min\{\frac{1-c}{2} + \frac{f}{4}, f\}$; otherwise, there is no feasible solution.

Therefore, by combining the solutions of two subproblems, we conclude that the optimal solution of the maximin problem (4) is $q_B^{RS} = \min\{\frac{1-c}{2} + \frac{f}{4}, f\}$, which is the same as the level-2 behavior of the benevolent social planner as presented in Lemma 2. \square

In this case, we have

$$VCI^{RS} = W(q_S^{(k)}, q_B^*) - W(q_S^{(k)}, q_B^{RS}).$$

Similar to the value of complete information, we also introduce the *expected value of incomplete information (EVII)* as the maximum amount of value the benevolent social planner is willing to pay for the probability distribution of K prior to making a decision, i.e.,

$$EVII^{RS} = \mathbb{E}[W(q_S^{(K)}, q_B^{SS})] - \mathbb{E}[W(q_S^{(K)}, q_B^{RS})].$$

By definitions, both VCI^{RS} and $EVII^{RS}$ are non-negative.

VII. NUMERICAL STUDIES

In this section, we use numerical experiments to demonstrate the level- k performance. Specifically, we aim to first showcase the comparison between the level- k performance and the Nash equilibrium performance, and then demonstrate the value of information on the social planner's strategic actions and outcomes. Throughout this section, we set the production cost per unit as $c = 0.25$ and $\beta = 0$.

Suppose that the self-interested firm has a rationality level $k = 1$ and the benevolent social planner B is of level- $(k + \Delta)$, Fig. 2(a) shows firm B 's production level. When the flow capacity is small, the quantity produced by the social planner is exactly the flow capacity, no matter what rationality level it has, except being of level-0 ($\Delta = -1$). On the other hand, when the flow capacity is relatively large, the social planner tends to produce more as it becomes more and more rational. However, doing so may eventually jeopardize social welfare, since the opponent is fixed at level $k = 1$. Fig. 2(b) demonstrates the price of rationality, as a comparison of level- k and equilibrium performances. Recall by definition that the level- k performance is better (worse) than the equilibrium performance if PoR is less than 1 (greater than 1). We see that when the social planner is one level less rational than its opponent, i.e., $\Delta = -1$, the social welfare is reduced as the self-interested firm controls the market and maximizes its own profit. When $\Delta = 0$, two suppliers are equally rational and the level- k performance may be better or worse than the equilibrium performance, depending on the flow capacity limit. If the social planner is exactly one level more rational than the self-interested firm, then the social welfare is maximal in all cases. Moreover, by comparing $\Delta = 2$ and $\Delta = \infty$, we observe that being fully rational ($\Delta = \infty$) even jeopardizes social welfare more than being a bit too rational ($\Delta = 2$). In a nutshell, social welfare will be reduced both when the social planner's rationality level is too low and too high.

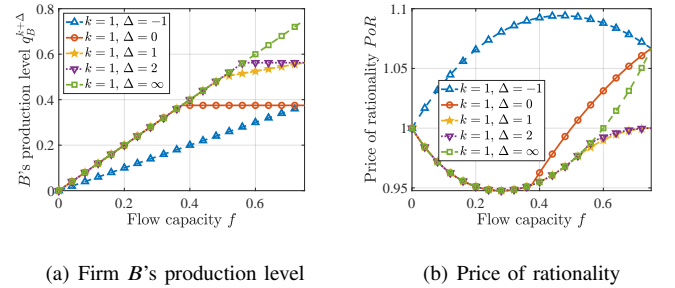


Fig. 2. The comparison of level- k performance and equilibrium performance.

Next, we demonstrate the performances of different strategies of the social planner, when having access to different information. Based on the behavioral study [15], we suppose the distribution of level- k follows a Poisson distribution with mean $\tau = 1.5$, as depicted in Fig. 3(a). For the realizations of $K = 1, 2$ or 3 , Fig. 3(b) demonstrates the value of information for different strategies. First, we observe that the stochastic and robust strategies have similar performances. This is because the level distribution concentrates on k being 0, 1 or 2, so the stochastic strategy is close to the level-1, level-2 and level-3 behaviors of the social planner. For the same reason, it also results in the expected value of incomplete information being very small. Second, the value of complete information of the robust strategy may be smaller or greater than that of the stochastic strategy. Third, when the flow capacity is small, the value of information under all scenarios is zero, since all three strategies result in the same production level.

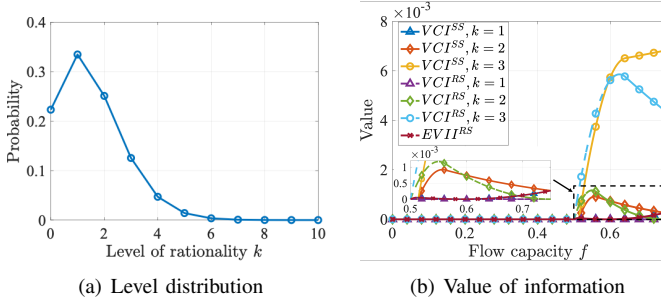


Fig. 3. The comparison of social planner's strategies, when having access to different information.

VIII. CONCLUSION

In this paper, we challenge the full rationality assumption in the Nash equilibrium solution concept and study the effect of bounded rationality in electricity markets using Cournot competition and level- k reasoning. We find that both the strategy of the bounded rational social planner and system outcome could largely deviate from that at the Nash equilibrium point. Our results reveal that the social planner being too rational or irrational could both jeopardize social welfare performance. We further propose different strategies for the social planner, when having access to different information. Finally, numerical studies demonstrate the performance gap between bounded rational and fully rational setups and highlight the value of information when the social planner makes decisions. For future research, it would be of interest to generalize the consumer's utility and producer's cost functions.

REFERENCES

- [1] S. Abapour, M. Nazari-Heris, B. Mohammadi-ivatloo, and M. Tarafdar Hagh, "Game theory approaches for the solution of power system problems: A comprehensive review," *Archives of Computational Methods in Engineering*, vol. 27, 11 2018.
- [2] Y. Xiao, C. Bandi, and E. Wei, "Supply function equilibrium in power markets: Mesh networks," in *2016 IEEE Global Conference on Signal and Information Processing (GlobalSIP)*, 2016, pp. 861–865.
- [3] L. Jia and L. Tong, "Dynamic pricing and distributed energy management for demand response," *IEEE Transactions on Smart Grid*, vol. 7, no. 2, pp. 1128–1136, 2016.
- [4] N. Aguiar, A. Dubey, and V. Gupta, "Pricing demand-side flexibility with noisy consumers: Mean-variance trade-offs," *IEEE Transactions on Power Systems*, vol. 38, no. 2, pp. 1151–1161, 2023.
- [5] V. Gountis and A. Bakirtzis, "Efficient determination of cournot equilibria in electricity markets," *IEEE Transactions on Power Systems*, vol. 19, no. 4, pp. 1837–1844, 2004.
- [6] L. Cunningham, R. Baldick, and M. Baughman, "An empirical study of applied game theory: transmission constrained cournot behavior," *IEEE Transactions on Power Systems*, vol. 17, no. 1, pp. 166–172, 2002.
- [7] B. Zhang, R. Johari, and R. Rajagopal, "Competition and efficiency of coalitions in cournot games with uncertainty," *IEEE Transactions on Control of Network Systems*, vol. 6, no. 2, pp. 884–896, 2019.
- [8] D. Cai, S. Bose, and A. Wierman, "On the role of a market maker in networked cournot competition," *Mathematics of Operations Research*, vol. 44, no. 3, pp. 1122–1144, 2019.
- [9] H. A. Simon, *Models of man: Social and rational*. New York: Wiley, 1957.
- [10] S. Dhimi and C. R. Sunstein, *Bounded Rationality: Heuristics, Judgment, and Public Policy*. MIT Press, 2022.
- [11] S. Yamashita, M. A. Khan, T. Hatanaka, K. Uchida, and L. Tong, "Stability analysis of pricing competition in retail electricity market: On impact of bounded rationality," in *2021 60th IEEE Conference on Decision and Control (CDC)*, 2021, pp. 5646–5652.
- [12] H. Yang, R. Zhou, and M. Lai, "Dynamics of cournot game of electricity market with bounded rationality considering transmission constraints," in *2005/2006 IEEE/PES Transmission and Distribution Conference and Exhibition*, 2006, pp. 511–516.
- [13] M. Runco, "Bounded rationality in a cournot duopoly game," *Ensayos Revista de Economia*, vol. 0, no. 2, pp. 79–94, November 2015.
- [14] D. O. Stahl, "Evolution of smartn players," *Games and Economic Behavior*, vol. 5, no. 4, pp. 604–617, 1993.
- [15] C. F. Camerer, T.-H. Ho, and J. K. Chong, "A psychological approach to strategic thinking in games," *Current Opinion in Behavioral Sciences*, vol. 3, pp. 157–162, 2015.
- [16] V. P. Crawford, M. A. Costa-Gomes, and N. Iriberri, "Structural models of nonequilibrium strategic thinking: Theory, evidence, and applications," *Journal of Economic Literature*, vol. 51, no. 1, pp. 5–62, March 2013.
- [17] A. Arad and A. Rubinstein, "The 11-20 money request game: A level- k reasoning study," *American Economic Review*, vol. 102, no. 7, pp. 3561–73, December 2012.
- [18] C. A. Berry, B. F. Hobbs, W. A. Meroney, R. P. O'Neill, and W. R. Stewart, "Understanding how market power can arise in network competition: a game theoretic approach," *Utilities Policy*, vol. 8, no. 3, pp. 139–158, 1999.
- [19] P. Samadi, A.-H. Mohsenian-Rad, R. Schober, V. W. S. Wong, and J. Jatskevich, "Optimal real-time pricing algorithm based on utility maximization for smart grid," in *2010 First IEEE International Conference on Smart Grid Communications*, 2010, pp. 415–420.
- [20] M. Fahrioglu and F. Alvarado, "Designing cost effective demand management contracts using game theory," in *IEEE Power Engineering Society. 1999 Winter Meeting (Cat. No.99CH36233)*, vol. 1, 1999, pp. 427–432.
- [21] S. Bose and E. Bitar, "Variability and the locational marginal value of energy storage," in *53rd IEEE Conference on Decision and Control*, 2014, pp. 3259–3265.
- [22] J. L. Sweeney, *The California electricity crisis*. Stanford, Calif: Hoover Institution Press, 2002.
- [23] F. Mauersberger and R. Nagel, "Chapter 10 - levels of reasoning in keynesian beauty contests: A generative framework," in *Handbook of Computational Economics*. Elsevier, 2018, vol. 4, pp. 541–634.
- [24] D. Fudenberg and J. Tirole, *Game Theory*. Cambridge, MA: MIT Press, 1991.