

Dark energy in light of recent DESI BAO and Hubble tension

Hao Wang^{1,2*} and Yun-Song Piao^{1,2,3,4 †}

¹ School of Fundamental Physics and Mathematical Sciences,

Hangzhou Institute for Advanced Study, UCAS, Hangzhou 310024, China

² School of Physics Sciences, University of Chinese Academy of Sciences, Beijing 100049, China

³ International Center for Theoretical Physics Asia-Pacific, Beijing/Hangzhou, China and

⁴ Institute of Theoretical Physics, Chinese Academy of Sciences, P.O. Box 2735, Beijing 100190, China

Recently, Dark Energy Spectroscopic Instrument (DESI) collaboration based on their first year data has reported a $\gtrsim 3\sigma$ evidence for an evolving dark energy (DE) against the cosmological constant (CC), so the standard Λ CDM model. However, it is necessary to access the impact of DESI data on the state equation w_0 - w_a of DE in the Hubble-tension-free cosmologies, where w_0 and w_a is the parameters of state equation of DE. In this paper, using recent DESI BAO measurements combined with Planck CMB and Pantheon Plus dataset, we perform the Monte Carlo Markov Chain (MCMC) analysis for the w_0w_a CDM model with possible pre-recombination resolutions of the Hubble tension. It is found that though $w_0 > -1$ and $w_a < 0$ are still preferred, the CC is also $< 2\sigma$ consistent, while the bestfit Hubble constant H_0 are higher than those with pre-DESI BAO data but without the further exacerbation of S_8 tension. According to our results, the resolutions of Hubble tension are likely to suppress the *preference* of DESI for the evolving DE, thus the claim of ruling out the CC needs to be more cautious regarding not only the recent observational data but also the cosmological tensions.

PACS numbers:

I. INTRODUCTION

The standard Λ CDM model is thought to be the most successful model to explain the majority of the cosmological observations. Despite its huge success, currently it also suffers from some serious issues, in particular the well-known Hubble tension [1, 2], i.e. the SH0ES collaboration using Cepheid-calibrated Type Ia supernovae measured the Hubble constant $H_0 \sim 73\text{km/s/Mpc}$ [3], while based on the Λ CDM model the Planck collaboration inferred $H_0 \sim 67\text{km/s/Mpc}$ using the observations of cosmic microwave background (CMB) [4].

The possibilities of solving the Hubble tension have been widely studied, see [5–8] for recent reviews. As one of the early (pre-recombination) resolutions to the Hubble tension, early dark energy (EDE) [9–11] might be the most competitive. In corresponding model, EDE field is not negligible just before recombination, which suppressed the sound horizon and consequently rised H_0 . In particular an anti-de Sitter phase around recombination can efficiently enhance the EDE contribution (AdS-EDE) [12, 13]. Though the rise of H_0 is usually accompanied with the exacerbation of the S_8 tension (existed in Λ CDM) [14–18], where $S_8 = \sigma_8(\Omega_M/0.3)^{1/2}$ and σ_8 is the amplitude of matter perturbations at $8h^{-1}\text{Mpc}$ scale, it might be alleviated by mechanisms independent of EDE [19–33].

In standard Λ CDM model, Λ is a positive cosmological constant (CC), which is also regarded as the dark energy

(DE), responsible for the accelerated expansion of our current Universe. In the past decades, identifying the nature of DE has been still an important challenge, see e.g. [34–37] for reviews. However, recently using their first year data the DESI collaboration [38–40] has reported a $\gtrsim 3\sigma$ evidence for an evolving DE against the CC, so the standard Λ CDM model. The DESI collaboration found, based on the w_0w_a CDM model where the equation of state of DE satisfies [41, 42]

$$w(z) = w_0 + w_a \frac{z}{1+z}, \quad (1)$$

that the combination of DESI and CMB dataset shows $w_0 = -0.45 \pm 0.27$ and $w_a = -1.79 \pm 0.79$, while the constraints on w_0 and w_a becomes tighter when Pantheon data is considered, which results in $w_0 = 0.827 \pm 0.063$ and $w_a = -0.75 \pm 0.27$. The relevant issues are being intensively investigated [43–50].

The result of DESI collaboration about an evolving DE has astonished the scientific community, see [43] for calling on a more comprehensive understanding of DESI result. In view of the Hubble tension that Λ CDM model is suffering from, we propose that it is necessary and also significant to access the impact of DESI data on the state equation of DE in the Hubble-tension-free cosmologies. In this paper, using recent DESI BAO measurements combined with Planck CMB and Pantheon Plus dataset, we find that the pre-recombination resolution of Hubble tension would suppress the *preference* of DESI for the evolving DE, so that the CC is still $< 2\sigma$ consistent with recent DESI data. We discuss the challenge of our results for identifying the nature of DE.

*wanghao187@mails.ucas.ac.cn

†yspiao@ucas.ac.cn

II. DATA AND METHODOLOGY

Recent DESI data is based on samples of bright galaxies, LRGs, ELGs, quasars and Ly α Forest at the redshift region $0.1 < z < 4.2$ [38–40]. Here, we will use their measurements for the comoving distances $D_M(z)/r_d$ and $D_H(z)/r_d$, where

$$D_M(z) \equiv \int_0^z \frac{cdz'}{H(z')}, \quad D_H(z) \equiv \frac{c}{H(z)}, \quad (2)$$

and $r_d = \int_{z_d}^{\infty} \frac{c_s(z)}{H(z)}$ is the sound horizon with $z_d \simeq 1060$ at the baryon drag epoch and c_s the speed of sound, as well as the angle-averaged quantity D_V/r_d , where $D_V(z) \equiv (zD_M(z)^2 D_H(z))^{1/3}$.

tracer	z_{eff}	D_M/r_d	D_H/r_d	D_V/r_d
BGS	0.30	-	-	7.93 ± 0.15
LRG	0.51	13.62 ± 0.25	20.98 ± 0.61	-
LRG	0.71	16.85 ± 0.32	20.08 ± 0.60	-
LRG+ELG	0.93	21.71 ± 0.28	17.88 ± 0.35	-
ELG	1.32	27.79 ± 0.69	13.82 ± 0.42	-
QSO	1.49	-	-	26.07 ± 0.67
Ly α QSO	2.33	39.71 ± 0.94	8.52 ± 0.17	-

TABLE I: Statistics for the DESI samples of the DESI DR1 BAO measurements used in this paper.

To study the cosmological results with DESI BAO data, we also use **Planck 2018 CMB** (low-l and high-l TT, TE, EE spectra, and reconstructed CMB lensing spectrum [4, 51, 52]), **Pantheon Plus** (consisting of 1701 light curves of 1550 spectroscopically confirmed Type Ia SN coming from 18 different surveys [53]), and **SHOES** ($H_0 = 73.04 \pm 1.04$ km/s/Mpc is adopted as a Gaussian prior, equivalently a Gaussian prior on the peak SN1a absolute magnitude [54], see also [55, 56]).

We modified the MontePython-3.6 sampler [59, 60] and CLASS codes [61, 62] to perform our MCMC analysis. Here, we take the axion-like EDE and AdS-EDE models as examples of possible early resolutions of Hubble tension, e.g. [63]. In our MCMC, the parameter sets are $\{\omega_b, \omega_{cdm}, H_0, \ln 10^{10} A_s, n_s, \tau_{reio}, w_0, w_a, \log_{10} a_c, f_{EDE}, \theta_i\}$ for axion-like EDE [10], where $\theta_i \equiv \phi_i/f$ and f_{EDE} is the energy fraction of EDE at z_c , and $\{\omega_b, \omega_{cdm}, H_0,$

$\ln 10^{10} A_s, n_s, \tau_{reio}, w_0, w_a, \ln(1+z_c), f_{EDE}\}$ for AdS-EDE (see Ref. [12, 13, 57]), respectively. In Table II we list the flat priors used. We adopt a Gelman-Rubin convergence criterion with a threshold $R - 1 < 0.05$.

III. RESULTS

In Table III, we present our MCMC results. The 1σ and 2σ marginalized posterior distributions of the corresponding parameters are showed in Appendix-B. In both $w_0 w_a$ CDM+EDE models, the bestfit values of H_0 are

Parameters	Prior
$100\omega_b$	[None, None]
ω_{cdm}	[None, None]
H_0	[65, 80]
$\ln 10^{10} A_s$	[None, None]
n_s	[None, None]
τ_{reio}	[0.004, None]
f_{EDE}	$[10^{-4}, 0.3]$
w_0	$[-2, 0.34]$
w_a	$[-3, 2]$

TABLE II: The priors of parameters we adopt in MCMC analysis.

$H_0 \sim 72.3$ and 72.8 km/s/Mpc, respectively, both are 1σ consistent with recent local measurement of H_0 [3], and slightly higher than those with pre-DESI data, see e.g. [58]. In $w_0 w_a$ CDM+(axion-like)EDE model, S_8 is smaller than that with pre-DESI data. Actually DESI itself prefers a lower S_8 , see e.g. [45]. However, in the $w_0 w_a$ CDM+(AdS-)EDE model the exacerbation of S_8 caused by a larger H_0 offsets the effect of DESI, with a S_8 similar to that with pre-DESI data.

It is significant to check the results about DE. In the $w_0 w_a$ CDM+EDE model, $w_0 > -1$ and $w_a < 0$ are still preferred, but both are closer to $w_0 = -1$ and $w_a = 0$, respectively, in particular the CC is now $< 2\sigma$ consistent. In Fig. 1, we show the 1σ and 2σ marginalized posterior distributions of $w_0 - w_a$ with the colorbar of H_0 . It seems that a higher H_0 is pushing w_0 and w_a closer to $w_0 = -1$ and $w_a = 0$. This could be partly explained as follows. According to the parameterization (1), we have

$$H(z)/H_0 = \left[\Omega_m (1+z)^3 + (1 - \Omega_m) (1+z)^{3(1+w_0+w_a)} e^{-3w_a z/(1+z)} \right]^{1/2}. \quad (3)$$

In light of Eqs.(2) and (3), we see that D_M/r_d and D_H/r_d are dependent on H_0 and w_0 (w_a). In certain sense, when D_M/r_d (D_H/r_d) is fixed, a high H_0 will help

to suppress the requirements of data for $w_0 > -1$ and $w_a < 0$, and make both closer to $w_0 = -1$ and $w_a = 0$.

It is also noted that though in the $w_0 w_a$ CDM+EDE

Parameters	w_0w_a CDM	w_0w_a CDM +axion-like EDE	w_0w_a CDM +AdS EDE
$100\omega_b$	$2.234(2.236)\pm 0.015$	$2.279(2.304)\pm 0.025$	$2.332(2.348)\pm 0.020$
ω_{cdm}	$0.120(0.120)\pm 0.001$	$0.130(0.132)\pm 0.003$	$0.135(0.132)\pm 0.002$
H_0	$70.03(69.45)\pm 0.61$	$71.90(72.31)\pm 0.78$	$72.71(72.83)\pm 0.68$
$\ln 10^{10}A_s$	$3.035(3.044)\pm 0.015$	$3.053(3.049)\pm 0.015$	$3.072(3.079)\pm 0.015$
n_s	$0.965(0.965)\pm 0.004$	$0.987(0.996)\pm 0.008$	$0.995(0.999)\pm 0.008$
τ_{reio}	$0.052(0.056)\pm 0.007$	$0.054(0.052)\pm 0.008$	$0.054(0.054)\pm 0.008$
w_0	$-0.831(-0.781)\pm 0.068$	$-0.852(-0.811)\pm 0.064$	$-0.861(-0.861)\pm 0.056$
w_a	$-0.953(-1.072)\pm 0.308$	$-0.636(-0.684)\pm 0.275$	$-0.569(-0.566)\pm 0.228$
Ω_m	$0.290(0.295)\pm 0.006$	$0.296(0.297)\pm 0.006$	$0.300(0.297)\pm 0.005$
S_8	$0.829(0.836)\pm 0.011$	$0.847(0.843)\pm 0.012$	$0.863(0.855)\pm 0.012$
χ^2_{CMB}	2769.68	2771.05	2777.17
χ^2_{DESI}	19.15	16.49	15.67
$\chi^2_{\text{Pantheon}+H_0}$	1306.38	1289.45	1288.12
χ^2_{tot}	4095.21	4076.99	4080.98
$\Delta\chi^2_{\text{tot}}$	0	-18.22	-14.23

TABLE III: Mean (bestfit) values and 1σ regions of the parameters of the w_0w_a CDM model with axion-like EDE and AdS-EDE, respectively, fitting to Planck18+DESI+Pantheon+SH0ES dataset.

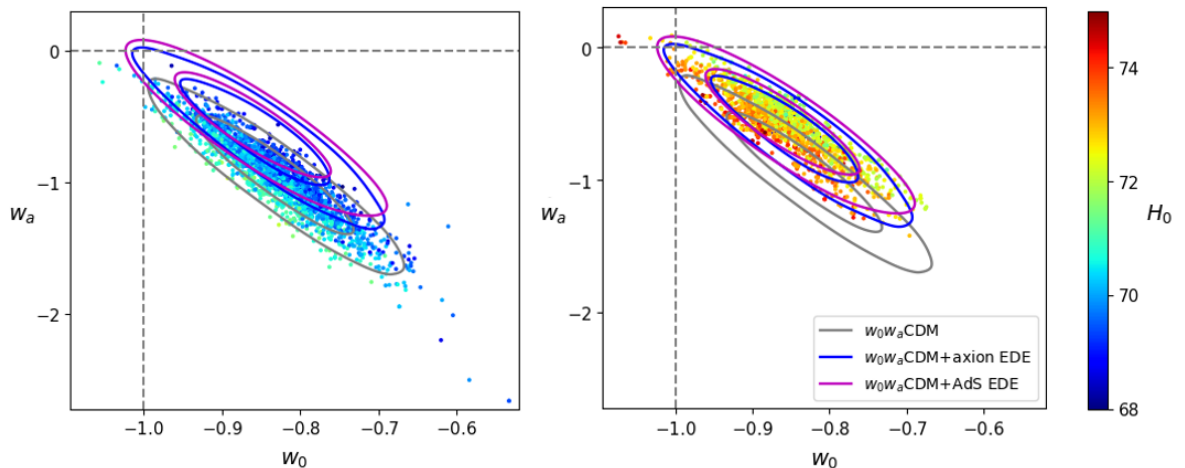


FIG. 1: 2D contours at 68% and 95% CL of the parameters w_0-w_a for the w_0w_a CDM model with axion-like EDE and AdS-EDE, respectively, fitting to Planck18+DESI+Pantheon+SH0ES dataset. Left panel: scattered plot for the w_0w_a CDM model. Right panel: scattered plot for the w_0w_a CDM+(AdS-)EDE model.

model the fit to CMB is slightly exacerbated, unexpectedly the fit to DESI BAO is improved, with $\Delta\chi^2_{\text{DESI}} \approx -2.7$ and -3.5 for axion-like EDE and AdS-EDE, respectively. This in certain sense might imply a slightly support of the DESI data itself for the pre-recombination resolutions of Hubble tension, see also Fig.2.

IV. DISCUSSION

In summary, we accessed the impact of DESI data on the state equation of DE in the Hubble-tension-free cosmologies. We found that though $w_0 > -1$ and $w_a < 0$ are still preferred, the pre-recombination resolution of

Hubble tension suppress the *preference* of DESI for the evolving DE, so that the CC is $< 2\sigma$ consistent. This suggests that the evidence against CC is likely to disappear when certain resolution of Hubble tension is adopted.

The concordance Λ CDM model is the simplest description of our Universe, which can naturally explain most of cosmological and astrophysical observations. Here, with recent DESI data we found the possibility that DE is still CC, which suggests that the $\gtrsim 3\sigma$ evidence for evolving DE might be an artefact without considering the attack of the Hubble tension. It is also interesting to explore the effects of different resolutions of Hubble tension (see e.g.[5–8]) on the results of DESI about DE, e.g.recent [50]. According to our result, not considering the Hub-

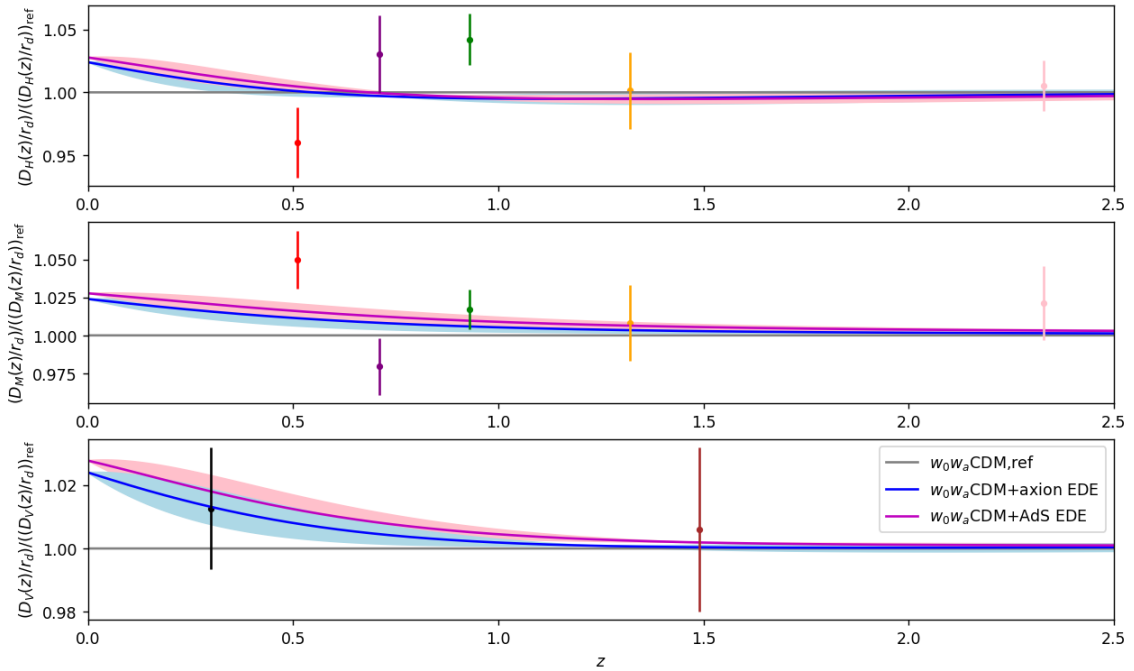


FIG. 2: Residuals of $D_H(z)/r_d$, $D_M(z)/r_d$ and $D_V(z)/r_d$ for the bestfit values of the w_0w_a CDM+EDE model with respect to the w_0w_a CDM model fitting to Planck18+DESI+PantheonPlus+SH0ES datasets. The blue and pink shadows are 1σ regions of $D_H(z)/r_d$, $D_M(z)/r_d$ and $D_V(z)/r_d$, respectively. The DESI data points and error bars are as listed in Table.I.

ble tensions which the Λ CDM (so w_0w_a CDM) model is suffering from might bias our understanding for the nature of DE, thus the claim of ruling out the CC needs to be more cautious regarding not only the recent data but also the cosmological tensions.

The results of DESI about DE would also affect our understanding for the very early universe. It is well-known that inflation is the current paradigm of early universe, which predicts (nearly) scale-invariant scalar perturbation. Though based on the Λ CDM model the Planck collaboration showed the scalar spectral index is $n_s \approx 0.965$ [64], $n_s = 1$ ($n_s - 1 \sim \mathcal{O}(0.001)$) is favored [12, 65–69] when the EDE resolution of Hubble tension is considered, see also [80, 81], and see recent Refs.[70–79] for its implications for inflation models and discussions. Here, with DESI data we find that the shift towards $n_s = 1$ persists, see Table.III. It will be interesting to revisit inflation models in the light of new constraints on n_s .

Currently, though it is still too early to say whether DE is evolving or not and whether $n_s = 1$ or not, hopefully the further data of DESI and upcoming Euclid [82] combined with CMB and SN dataset might tell us the corresponding answers.

Acknowledgments

We acknowledge the use of publicly available codes AxiCLASS (<https://github.com/PoulinV/AxiCLASS>)

and classmultiscf (https://github.com/genye00/class_multiscf.git). We thank Bin Hu for valuable discussion. YSP is supported by NSFC, No.12075246, National Key Research and Development Program of China, No. 2021YFC2203004, and the Fundamental Research Funds for the Central Universities.

Appendix A: Results of the w_0w_a CDM model w/o SH0ES

In order to check the consistence of our modified likelihood, we make a test for the w_0w_a CDM model with only Planck+DESI+PantheonPlus dataset. Mean (best-fit) values and 1σ regions of the parameters of w_0w_a CDM model are listed in Table.IV. The 1σ and 2σ marginalized posterior distributions of $w_0 - w_a$ is showed in Fig.3. It can be seen that the results without SH0ES are completely consistent with those in DESI paper [38].

Appendix B: 2D contour results of w_0w_a CDM+EDE models

In Fig.4, we present the 1σ and 2σ marginalized posterior distributions of main parameters for the w_0w_a CDM model with axion-like EDE and AdS-EDE, respectively, fitting to Planck18+DESI+Pantheon+SH0ES dataset.

w_0w_a CDM		
Parameters	Planck+DESI+Pantheon	Planck+DESI+Pantheon+SH0ES
$100\omega_b$	$2.222(2.205)\pm 0.013$	$2.234(2.236)\pm 0.015$
ω_{cdm}	$0.119(0.119)\pm 0.001$	$0.120(0.120)\pm 0.001$
H_0	$67.86(67.79)\pm 0.73$	$70.03(69.45)\pm 0.61$
$\ln 10^{10} A_s$	$3.036(3.037)\pm 0.014$	$3.035(3.044)\pm 0.015$
n_s	$0.964(0.961)\pm 0.004$	$0.965(0.965)\pm 0.004$
τ_{reio}	$0.052(0.053)\pm 0.007$	$0.052(0.056)\pm 0.007$
w_0	$-0.844(-0.855)\pm 0.071$	$-0.831(-0.781)\pm 0.068$
w_a	$-0.670(-0.640)\pm 0.306$	$-0.953(-1.072)\pm 0.308$
Ω_m	$0.309(0.309)\pm 0.007$	$0.290(0.295)\pm 0.006$
S_8	$0.828(0.832)\pm 0.015$	$0.829(0.836)\pm 0.011$

TABLE IV: Mean (bestfit) values and 1σ regions of the parameters of the w_0w_a CDM model fitting to Planck18+DESI+Pantheon dataset and Planck18+DESI+Pantheon+SH0ES dataset, respectively.

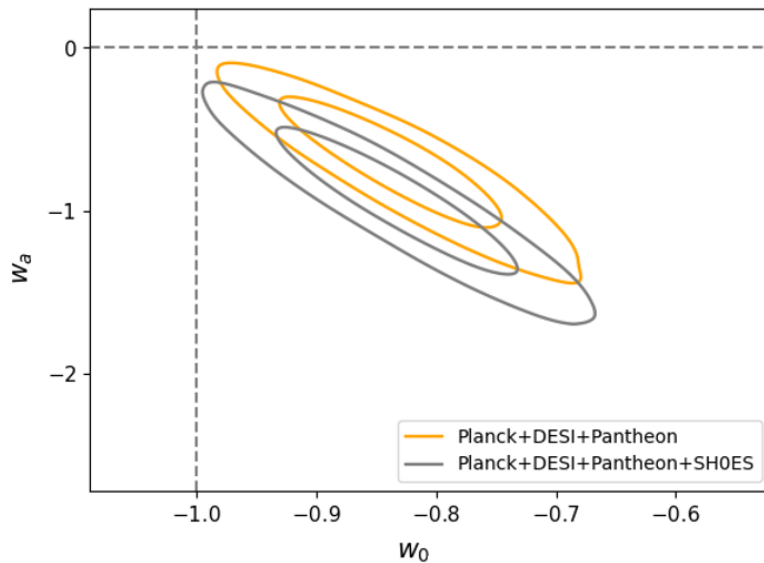


FIG. 3: 2D contours at 68% and 95% CL of the parameters w_0-w_a for the w_0w_a CDM model fitting to Planck18+DESI+Pantheon dataset and Planck18+DESI+Pantheon+SH0ES dataset, respectively.

-
- [1] A. G. Riess, *Nature Rev. Phys.* **2**, no.1, 10-12 (2019) doi:10.1038/s42254-019-0137-0 [arXiv:2001.03624 [astro-ph.CO]].
- [2] L. Verde, T. Treu and A. G. Riess, *Nature Astron.* **3**, 891 doi:10.1038/s41550-019-0902-0 [arXiv:1907.10625 [astro-ph.CO]].
- [3] L. Breuval, A. G. Riess, S. Casertano, W. Yuan, L. M. Macri, M. Romaniello, Y. S. Murakami, D. Scolnic, G. S. Anand and I. Soszyński, [arXiv:2404.08038 [astro-ph.CO]].
- [4] N. Aghanim *et al.* [Planck], *Astron. Astrophys.* **641**, A6 (2020) [erratum: *Astron. Astrophys.* **652**, C4 (2021)] doi:10.1051/0004-6361/201833910 [arXiv:1807.06209 [astro-ph.CO]].
- [5] L. Knox and M. Millea, *Phys. Rev. D* **101**, no.4, 043533 (2020) doi:10.1103/PhysRevD.101.043533 [arXiv:1908.03663 [astro-ph.CO]].
- [6] E. Di Valentino, O. Mena, S. Pan, L. Visinelli, W. Yang, A. Melchiorri, D. F. Mota, A. G. Riess and J. Silk, *Class. Quant. Grav.* **38**, no.15, 153001 (2021) doi:10.1088/1361-6382/ac086d [arXiv:2103.01183 [astro-ph.CO]].
- [7] L. Perivolaropoulos and F. Skara, *New Astron. Rev.* **95**, 101659 (2022) doi:10.1016/j.newar.2022.101659 [arXiv:2105.05208 [astro-ph.CO]].
- [8] S. Vagnozzi, *Universe* **9** (2023) no.9, 393 doi:10.3390/universe9090393 [arXiv:2308.16628 [astro-ph.CO]].
- [9] T. Karwal and M. Kamionkowski, *Phys. Rev. D* **94**, no.10, 103523 (2016) doi:10.1103/PhysRevD.94.103523 [arXiv:1608.01309 [astro-ph.CO]].
- [10] V. Poulin, T. L. Smith, T. Karwal and M. Kamionkowski, *Phys. Rev. Lett.* **122**, no.22, 221301 (2019)

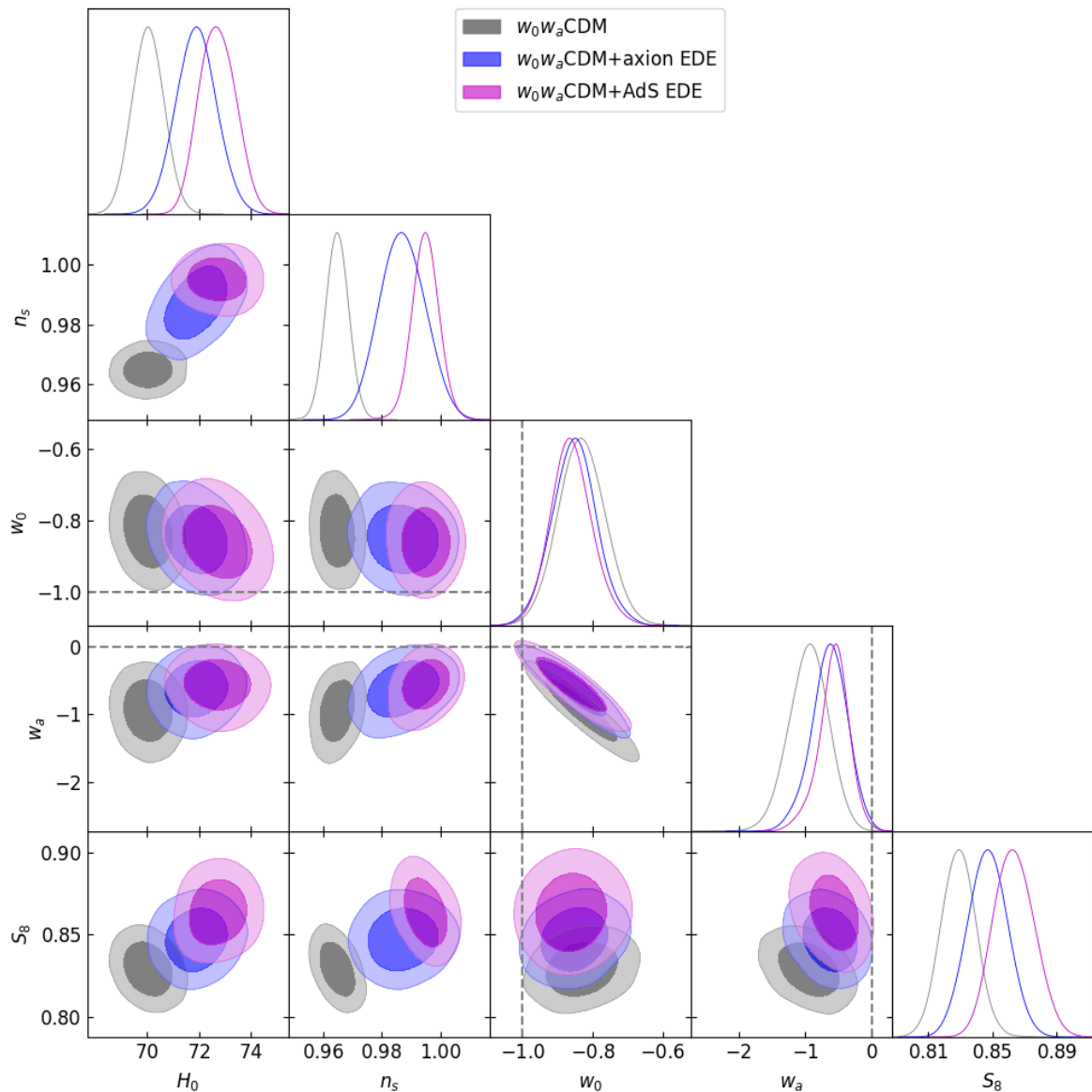


FIG. 4: 2D contours at 68% and 95% CL for the parameters of the w_0w_a CDM model with axion-like EDE and AdS-EDE, respectively, fitting to Planck18+DESI+Pantheon+SH0ES dataset.

- doi:10.1103/PhysRevLett.122.221301 [arXiv:1811.04083 [astro-ph.CO]].
- [11] T. L. Smith, V. Poulin and M. A. Amin, Phys. Rev. D **101**, no.6, 063523 (2020) doi:10.1103/PhysRevD.101.063523 [arXiv:1908.06995 [astro-ph.CO]].
- [12] G. Ye and Y. S. Piao, Phys. Rev. D **101**, no.8, 083507 (2020) doi:10.1103/PhysRevD.101.083507 [arXiv:2001.02451 [astro-ph.CO]].
- [13] G. Ye and Y. S. Piao, Phys. Rev. D **102**, no.8, 083523 (2020) doi:10.1103/PhysRevD.102.083523 [arXiv:2008.10832 [astro-ph.CO]].
- [14] G. D'Amico, L. Senatore, P. Zhang and H. Zheng, JCAP **05**, 072 (2021) doi:10.1088/1475-7516/2021/05/072 [arXiv:2006.12420 [astro-ph.CO]].
- [15] C. Krishnan, E. Ó. Colgáin, Ruchika, A. A. Sen, M. M. Sheikh-Jabbari and T. Yang, Phys. Rev. D **102**, no.10, 103525 (2020) doi:10.1103/PhysRevD.102.103525 [arXiv:2002.06044 [astro-ph.CO]].
- [16] R. C. Nunes and S. Vagnozzi, Mon. Not. Roy. Astron. Soc. **505**, no.4, 5427-5437 (2021) doi:10.1093/mnras/stab1613 [arXiv:2106.01208 [astro-ph.CO]].
- [17] J. C. Hill, E. McDonough, M. W. Toomey and S. Alexander, Phys. Rev. D **102**, no.4, 043507 (2020) doi:10.1103/PhysRevD.102.043507 [arXiv:2003.07355 [astro-ph.CO]].
- [18] M. M. Ivanov, E. McDonough, J. C. Hill, M. Simonović, M. W. Toomey, S. Alexander and M. Zaldarriaga, Phys. Rev. D **102**, no.10, 103502 (2020) doi:10.1103/PhysRevD.102.103502 [arXiv:2006.11235 [astro-ph.CO]].

- [19] V. Poulin, J. L. Bernal, E. Kovetz and M. Kamionkowski, [arXiv:2209.06217 [astro-ph.CO]].
- [20] I. J. Allali, M. P. Hertzberg and F. Rompineve, *Phys. Rev. D* **104**, no.8, L081303 (2021) doi:10.1103/PhysRevD.104.L081303 [arXiv:2104.12798 [astro-ph.CO]].
- [21] G. Ye, J. Zhang and Y. S. Piao, [arXiv:2107.13391 [astro-ph.CO]].
- [22] S. Alexander, H. Bernardo and M. W. Toomey, [arXiv:2207.13086 [astro-ph.CO]].
- [23] G. Franco Abellán, R. Murgia and V. Poulin, *Phys. Rev. D* **104**, no.12, 12 (2021) doi:10.1103/PhysRevD.104.123533 [arXiv:2102.12498 [astro-ph.CO]].
- [24] S. J. Clark, K. Vattis, J. Fan and S. M. Koushiappas, [arXiv:2110.09562 [astro-ph.CO]].
- [25] T. Simon, G. Franco Abellán, P. Du, V. Poulin and Y. Tsai, *Phys. Rev. D* **106**, no.2, 023516 (2022) doi:10.1103/PhysRevD.106.023516 [arXiv:2203.07440 [astro-ph.CO]].
- [26] A. Reeves, L. Herold, S. Vagnozzi, B. D. Sherwin and E. G. M. Ferreira, *Mon. Not. Roy. Astron. Soc.* **520**, no.3, 3688-3695 (2023) doi:10.1093/mnras/stad317 [arXiv:2207.01501 [astro-ph.CO]].
- [27] H. Wang and Y. S. Piao, *Phys. Rev. D* **108** (2023) no.8, 8 doi:10.1103/PhysRevD.108.083516 [arXiv:2209.09685 [astro-ph.CO]].
- [28] Z. Chacko, Y. Cui, S. Hong, T. Okui and Y. Tsai, *JHEP* **12**, 108 (2016) doi:10.1007/JHEP12(2016)108 [arXiv:1609.03569 [astro-ph.CO]].
- [29] M. A. Buen-Abad, Z. Chacko, C. Kilic, G. Marques-Tavares and T. Youn, [arXiv:2208.05984 [hep-ph]].
- [30] Y. P. Teng, W. Lee and K. W. Ng, *Phys. Rev. D* **104** (2021) no.8, 083519 doi:10.1103/PhysRevD.104.083519 [arXiv:2105.02667 [astro-ph.CO]].
- [31] M. G. Dainotti, B. De Simone, T. Schiavone, G. Montani, E. Rinaldi and G. Lambiase, *Astrophys. J.* **912** (2021) no.2, 150 doi:10.3847/1538-4357/abeb73 [arXiv:2103.02117 [astro-ph.CO]].
- [32] M. G. Dainotti, B. De Simone, T. Schiavone, G. Montani, E. Rinaldi, G. Lambiase, M. Bogdan and S. Ugale, *Galaxies* **10** (2022) no.1, 24 doi:10.3390/galaxies10010024 [arXiv:2201.09848 [astro-ph.CO]].
- [33] G. Montani and N. Carlevaro, [arXiv:2404.15977 [gr-qc]].
- [34] J. Frieman, M. Turner and D. Huterer, *Ann. Rev. Astron. Astrophys.* **46** (2008), 385-432 doi:10.1146/annurev.astro.46.060407.145243 [arXiv:0803.0982 [astro-ph]].
- [35] S. Nojiri, S. D. Odintsov and V. K. Oikonomou, *Phys. Rept.* **692** (2017), 1-104 doi:10.1016/j.physrep.2017.06.001 [arXiv:1705.11098 [gr-qc]].
- [36] S. M. Carroll, *Living Rev. Rel.* **4** (2001), 1 doi:10.12942/lrr-2001-1 [arXiv:astro-ph/0004075 [astro-ph]].
- [37] D. Huterer and D. L. Shafer, *Rept. Prog. Phys.* **81** (2018) no.1, 016901 doi:10.1088/1361-6633/aa997e [arXiv:1709.01091 [astro-ph.CO]].
- [38] A. G. Adame *et al.* [DESI], [arXiv:2404.03002 [astro-ph.CO]].
- [39] A. G. Adame *et al.* [DESI], [arXiv:2404.03000 [astro-ph.CO]].
- [40] A. G. Adame *et al.* [DESI], [arXiv:2404.03001 [astro-ph.CO]].
- [41] M. Chevallier and D. Polarski, *Int. J. Mod. Phys. D* **10** (2001), 213-224 doi:10.1142/S0218271801000822 [arXiv:gr-qc/0009008 [gr-qc]].
- [42] E. V. Linder, *Phys. Rev. Lett.* **90** (2003), 091301 doi:10.1103/PhysRevLett.90.091301 [arXiv:astro-ph/0208512 [astro-ph]].
- [43] M. Cortés and A. R. Liddle, [arXiv:2404.08056 [astro-ph.CO]].
- [44] O. Luongo and M. Muccino, [arXiv:2404.07070 [astro-ph.CO]].
- [45] F. J. Qu, K. M. Surrao, B. Bolliet, J. C. Hill, B. D. Sherwin and H. T. Jense, [arXiv:2404.16805 [astro-ph.CO]].
- [46] Y. Carloni, O. Luongo and M. Muccino, [arXiv:2404.12068 [astro-ph.CO]].
- [47] D. Wang, [arXiv:2404.06796 [astro-ph.CO]].
- [48] D. Wang, [arXiv:2404.13833 [astro-ph.CO]].
- [49] E. Ó. Colgáin, M. G. Dainotti, S. Capozziello, S. Pourjaghi, M. M. Sheikh-Jabbari and D. Stojkovic, [arXiv:2404.08633 [astro-ph.CO]].
- [50] W. Giarè, M. A. Sabogal, R. C. Nunes and E. Di Valentino, [arXiv:2404.15232 [astro-ph.CO]].
- [51] N. Aghanim *et al.* [Planck], *Astron. Astrophys.* **641** (2020), A5 doi:10.1051/0004-6361/201936386 [arXiv:1907.12875 [astro-ph.CO]].
- [52] N. Aghanim *et al.* [Planck], *Astron. Astrophys.* **641** (2020), A8 doi:10.1051/0004-6361/201833886 [arXiv:1807.06210 [astro-ph.CO]].
- [53] D. Scolnic, D. Brout, A. Carr, A. G. Riess, T. M. Davis, A. Dwomoh, D. O. Jones, N. Ali, P. Charvu and R. Chen, *et al. Astrophys. J.* **938** (2022) no.2, 113 doi:10.3847/1538-4357/ac8b7a [arXiv:2112.03863 [astro-ph.CO]].
- [54] A. G. Riess, W. Yuan, L. M. Macri, D. Scolnic, D. Brout, S. Casertano, D. O. Jones, Y. Murakami, L. Breuval and T. G. Brink, *et al. Astrophys. J. Lett.* **934**, no.1, L7 (2022) doi:10.3847/2041-8213/ac5c5b [arXiv:2112.04510 [astro-ph.CO]].
- [55] D. Camarena and V. Marra, *Mon. Not. Roy. Astron. Soc.* **504** (2021), 5164-5171 doi:10.1093/mnras/stab1200 [arXiv:2101.08641 [astro-ph.CO]].
- [56] G. Efstathiou, *Mon. Not. Roy. Astron. Soc.* **505** (2021) no.3, 3866-3872 doi:10.1093/mnras/stab1588 [arXiv:2103.08723 [astro-ph.CO]].
- [57] J. Q. Jiang and Y. S. Piao, *Phys. Rev. D* **104** (2021) no.10, 103524 doi:10.1103/PhysRevD.104.103524 [arXiv:2107.07128 [astro-ph.CO]].
- [58] H. Wang and Y. S. Piao, *Phys. Lett. B* **832** (2022), 137244 doi:10.1016/j.physletb.2022.137244 [arXiv:2201.07079 [astro-ph.CO]].
- [59] B. Audren, J. Lesgourgues, K. Benabed and S. Prunet, *JCAP* **02** (2013), 001 doi:10.1088/1475-7516/2013/02/001 [arXiv:1210.7183 [astro-ph.CO]].
- [60] T. Brinckmann and J. Lesgourgues, *Phys. Dark Univ.* **24** (2019), 100260 doi:10.1016/j.dark.2018.100260 [arXiv:1804.07261 [astro-ph.CO]].
- [61] J. Lesgourgues, [arXiv:1104.2932 [astro-ph.IM]].
- [62] D. Blas, J. Lesgourgues and T. Tram, *JCAP* **07** (2011), 034 doi:10.1088/1475-7516/2011/07/034 [arXiv:1104.2933 [astro-ph.CO]].
- [63] V. Poulin, T. L. Smith and T. Karwal, *Phys. Dark Univ.* **42** (2023), 101348 doi:10.1016/j.dark.2023.101348 [arXiv:2302.09032 [astro-ph.CO]].
- [64] Y. Akrami *et al.* [Planck], *Astron. Astrophys.*

- 641** (2020), A10 doi:10.1051/0004-6361/201833887 [arXiv:1807.06211 [astro-ph.CO]].
- [65] G. Ye, B. Hu and Y. S. Piao, Phys. Rev. D **104** (2021) no.6, 063510 doi:10.1103/PhysRevD.104.063510 [arXiv:2103.09729 [astro-ph.CO]].
- [66] J. Q. Jiang and Y. S. Piao, Phys. Rev. D **105** (2022) no.10, 103514 doi:10.1103/PhysRevD.105.103514 [arXiv:2202.13379 [astro-ph.CO]].
- [67] J. Q. Jiang, G. Ye and Y. S. Piao, [arXiv:2210.06125 [astro-ph.CO]].
- [68] T. L. Smith, M. Lucca, V. Poulin, G. F. Abellan, L. Balkenhol, K. Benabed, S. Galli and R. Murgia, Phys. Rev. D **106** (2022) no.4, 043526 doi:10.1103/PhysRevD.106.043526 [arXiv:2202.09379 [astro-ph.CO]].
- [69] Z. Y. Peng and Y. S. Piao, [arXiv:2308.01012 [astro-ph.CO]].
- [70] R. Kallosh and A. Linde, Phys. Rev. D **106** (2022) no.2, 023522 doi:10.1103/PhysRevD.106.023522 [arXiv:2204.02425 [hep-th]].
- [71] M. Braglia, W. T. Emond, F. Finelli, A. E. Gumrukcuoglu and K. Koyama, Phys. Rev. D **102** (2020) no.8, 083513 doi:10.1103/PhysRevD.102.083513 [arXiv:2005.14053 [astro-ph.CO]].
- [72] G. Ye, J. Q. Jiang and Y. S. Piao, Phys. Rev. D **106** (2022) no.10, 103528 doi:10.1103/PhysRevD.106.103528 [arXiv:2205.02478 [astro-ph.CO]].
- [73] J. Q. Jiang, G. Ye and Y. S. Piao, [arXiv:2303.12345 [astro-ph.CO]].
- [74] M. Braglia, A. Linde, R. Kallosh and F. Finelli, JCAP **04** (2023), 033 doi:10.1088/1475-7516/2023/04/033 [arXiv:2211.14262 [astro-ph.CO]].
- [75] G. D'Amico, N. Kaloper and A. Westphal, Phys. Rev. D **105**, no.10, 103527 (2022) doi:10.1103/PhysRevD.105.103527 [arXiv:2112.13861 [hep-th]].
- [76] F. Takahashi and W. Yin, Phys. Lett. B **830**, 137143 (2022) doi:10.1016/j.physletb.2022.137143 [arXiv:2112.06710 [astro-ph.CO]].
- [77] W. Giarè, S. Pan, E. Di Valentino, W. Yang, J. de Haro and A. Melchiorri, JCAP **09** (2023), 019 doi:10.1088/1475-7516/2023/09/019 [arXiv:2305.15378 [astro-ph.CO]].
- [78] C. Fu and S. J. Wang, [arXiv:2310.12932 [astro-ph.CO]].
- [79] W. Giarè, [arXiv:2404.12779 [astro-ph.CO]].
- [80] E. Di Valentino, A. Melchiorri, Y. Fantaye and A. Heavens, Phys. Rev. D **98** (2018) no.6, 063508 doi:10.1103/PhysRevD.98.063508 [arXiv:1808.09201 [astro-ph.CO]].
- [81] W. Giarè, F. Renzi, O. Mena, E. Di Valentino and A. Melchiorri, Mon. Not. Roy. Astron. Soc. **521** (2023) no.2, 2911-2918 doi:10.1093/mnras/stad724 [arXiv:2210.09018 [astro-ph.CO]].
- [82] Y. Mellier *et al.* [Euclid], [arXiv:2405.13491 [astro-ph.CO]].