

On Elliptical and Inverse Elliptical Wishart distributions

Imen Ayadi, Florent Bouchard, Frederic Pascal

Abstract

This paper deals with the Elliptical Wishart and Inverse Elliptical Wishart distributions, which play a major role when handling covariance matrices. Similarly to multivariate elliptical distributions, these form a large family of covariance distributions, encompassing, *e.g.*, the Wishart or t -Wishart ones. Our first major contribution is to derive a stochastic representation for Elliptical Wishart and Inverse Elliptical Wishart matrices. This later enables us to obtain various key statistical properties of Elliptical Wishart and Inverse Elliptical Wishart distributions such as expectations, variances, and Kronecker moments up to any orders. The stochastic representation also allows us to provide an efficient method to generate random matrices from Elliptical Wishart and Inverse Elliptical Wishart distributions. Finally, the practical interest of Elliptical Wishart distributions – in particular the t -Wishart one – is demonstrated through a fitting experiment on real electroencephalographic data. This showcases their effectiveness in accurately modeling real covariance matrices.

Index Terms

Covariance matrices, Elliptical Wishart, Inverse Elliptical Wishart, Stochastic representation, Kronecker moments, Electroencephalography fitting.

I. INTRODUCTION

Covariance matrices are a crucial tool for statistical signal processing and machine learning. In particular, these are central in the information theory and estimation communities. In terms of applications, covariance matrices have proven tremendous in various fields such as biosignals [1], [2], radar [3], image processing [4] or MIMO [5]–[7]. Especially when dealing with direction of arrival [8], change detection [9], [10], source separation [11], [12], principal component analysis [13], [14], graph learning [15], [16], *etc.* Statistics over covariance matrices have also been exploited in various contexts.

Imen Ayadi, Florent Bouchard, and Frederic Pascal are with Université Paris-Saclay, CNRS, CentraleSupélec, Laboratoire des Signaux et Systèmes 91190, Gif-sur-Yvette, France

Wishart and Inverse Wishart distributions have for instance been leveraged as priors in Bayesian learning; see, *e.g.*, [17], [18]. When performing classification or clustering with covariance matrices as features, the notorious Fréchet mean have been extensively exploited; see, *e.g.*, [1], [2]. It yielded the so-called Riemannian Gaussian distribution [19]. Recently, for classification, [20] rather proposed to exploit an extension to the Wishart distribution: the t -Wishart distribution, part of the Elliptical Wishart family of distributions.

This paper deals with such distributions over the space of covariance matrices, which is the manifold of symmetric positive definite (SPD) matrices. More specifically, we consider some extension of the Wishart and Inverse Wishart distributions: the Elliptical Wishart and Inverse Elliptical Wishart distributions [21]. Recall that the Wishart distribution basically corresponds to the distribution of the (scaled) sample covariance matrices (SCM) of some random Gaussian vectors. The Inverse Wishart distribution corresponds to the one of SPD matrices whose inverses follow the Wishart distribution. Hence, by definition, these two distributions play a central role as soon as random matrices or vectors are involved. They have thus been extensively studied and most of their properties are very well known – see, *e.g.*, [22], [23]. In particular, the most important properties – when it comes to characterizing and exploiting a distribution – have been derived, such as the expectation, variance or Kronecker moments. The distribution and properties of eigenvalues of Wishart random matrices have also been studied [6], [24].

Due to their significance, several extensions of these distributions have been proposed. Let us list a few. In [25], they considered the so-called non-central Wishart distribution, for which the assumption that data are centered is removed. To establish a Cochran-type theorem, [26] defined the Laplace-Wishart distribution. In the context of graphical models, [27] proposed the so-called hyper-inverse Wishart distribution. Another very interesting extension is the pseudo or singular Wishart distribution [5], [28], for which random matrices are rank deficient. It appears particularly relevant in the context of low sample support. In this work, we are rather interested in elliptical extensions of the Wishart and Inverse Wishart distributions. Multivariate elliptical distributions have shown themselves very advantageous in the context of robust statistics. They indeed allow to better handle noise and outliers thanks to their heavy tails. Including elliptical models in order to extend Wishart and Inverse Wishart distributions has been achieved two different ways. In [29], they consider the distribution of the SCMs of random vectors drawn from some multivariate elliptical distribution. In [21], they instead look into the distribution resulting from the matrix-variate elliptical distribution. This latter approach, which we also consider here, yields the so-called Elliptical and Inverse Elliptical Wishart distributions. As for the multivariate case, these distributions appear particularly interesting in the context of robust statistics. However, they are robust to noise and outliers at the level of covariance matrices.

Although they were introduced a long time ago, the number of studies considering the Elliptical Wishart and Inverse Elliptical Wishart distributions is limited. These are thus not yet very well known. Some of their statistical properties have been obtained: their probability density functions (PDF) [30]; the characteristic function of Elliptical Wishart distributions [31]; the joint probability density of eigenvalues, moments of the trace and determinant [31]; and the expectation of zonal polynomials and cumulative density function (CDF) [32]. The information geometry and maximum likelihood estimator for the Elliptical Wishart distributions have also been derived in [33], while a classification method was designed in [20]. This paper focuses on yet better characterizing the Elliptical Wishart and Inverse Elliptical Wishart distributions through the following major contributions:

- Deriving stochastic representations for random matrices drawn from Elliptical and Inverse Elliptical Wishart distributions. This is clearly the most important contribution of this paper since other results are obtained from it.
- Obtaining the main missing statistical properties for these distributions: expectation, variance and Kronecker moments up to any order. Notice that prior to this paper, Kronecker moments of the Wishart distribution have only been derived up to order 4 [34]. They are now also known up to any order.
- Developing an algorithm to efficiently – from a computational point of view – generate Elliptical Wishart and Inverse Elliptical Wishart random matrices.
- Performing a fitting experiment with various moments on real electroencephalographic (EEG) data, demonstrating the practical interest of these elliptical extensions – especially the t - one – as compared to the usual Wishart distribution.

The article is organized as follows. Section II provides a brief reminder about basic statistical tools and about multivariate elliptical distributions. Section III gives some background about the Wishart and Inverse Wishart distributions, and their elliptical extensions. Then, Section IV derives the paper’s main theoretical contributions: the stochastic representation along with the resulting statistical properties of the Elliptical Wishart and Inverse Elliptical Wishart distributions. Section V contains the algorithm to draw random matrices, along with numerical fitting experiments on real EEG data. The code to reproduce these fitting experiments is provided in https://github.com/IA3005/fitting_EEG.git. Finally, concluding remarks and perspectives are drawn in Section VI.

II. PRELIMINARIES

This section is dedicated to outlining the key notations used in the paper and presenting some previous findings on the different distributions under consideration before delving into the contributions of this

work.

A. Notations

Vectors (respectively matrices) are denoted by bold-faced lowercase letters (respectively uppercase letters). \otimes , $\text{tr}(\cdot)$, $|\cdot|$ and $\|\cdot\|_2$ correspond to the Kronecker product, trace, determinant, and ℓ_2 norm, respectively. \mathbf{A}^\top denotes the transpose of the matrix \mathbf{A} . $\text{vec}(\cdot)$ is the operator that transforms a matrix $p \times n$ into a vector of length pn , using column-wise concatenation. Moreover, \mathbf{I} is the identity matrix, and $\mathbf{0}$ is the matrix of zeros with appropriate dimensions. \mathbf{K} is the commutation matrix, which transforms $\text{vec}(\mathbf{A})$ into $\text{vec}(\mathbf{A}^\top)$. Let \mathcal{S}_d and \mathcal{S}_d^{++} denote the set of $d \times d$ real symmetric matrices and the set of $d \times d$ real symmetric definite positive matrices, respectively. We define the unit sphere on \mathbb{R}^d as $\mathcal{C}_d := \{\mathbf{v} \in \mathbb{R}^d \mid \|\mathbf{v}\|_2 = 1\}$. Similarly, the unit sphere on $\mathbb{R}^{p \times n}$ is $\mathcal{C}_{p,n} := \{\mathbf{U} \in \mathbb{R}^{p \times n} \mid \|\mathbf{U}\|_2 = 1\}$. For the statistical notations, \sim means ‘‘distributed as’’ while $\stackrel{d}{=}$ stands for ‘‘shares the same distribution as’’. $E[\cdot]$ denotes the statistical expectation and $\text{var}[\cdot]$ denotes the statistical variance. $\Gamma(\cdot)$ is the Gamma function and $\Gamma_p(\cdot)$ is the multivariate Gamma function of dimension p . For $\boldsymbol{\kappa} = (k_1, \dots, k_p) \in \mathbb{N}^p$, we denote by $(\cdot)_\boldsymbol{\kappa}$ the partitioned shifted factorial defined for $a \in \mathbb{R}$ at $\boldsymbol{\kappa}$ as $(a)_\boldsymbol{\kappa} = \prod_{j=1}^p \left(a - \frac{j-1}{2}\right)_{k_j}$ where $(a)_{k_j} = a(a+1)\dots(a+k_j-1)$, with the convention $(a)_0 = 1$.

B. Statistical properties reminders

This paper focuses on distributions of random matrices over $\mathbb{R}^{p \times n}$. This section provides basic statistical notions and notations needed to manipulate these matrix-variate distributions. As for any distribution, we are interested in the probability density functions, the characteristic functions, and the moments.

The probability density function (PDF) of a random matrix can be defined like the ones of a random uni-variate variable or random vector. If $\mathbf{X} \in \mathbb{R}^{p \times n}$ is a random matrix, the matrix-variate PDF of \mathbf{X} , denoted as $f_{\mathbf{X}}$, is a mapping from $\mathbb{R}^{p \times n}$ to \mathbb{R}_+ with some parameters describing some characteristics of that distribution. To be a proper PDF, $f_{\mathbf{X}}$ must verify

$$\int_{\mathbb{R}^{p \times n}} f_{\mathbf{X}}(\mathbf{X}) d\mathbf{X} = 1, \quad (1)$$

where $d\mathbf{X} = \prod_{k,\ell} d\mathbf{X}_{k\ell}$ denotes the Lebesgue measure on $\mathbb{R}^{p \times n}$.

To study a distribution, we systematically derive its moments as they are paramount in characterizing the mean, dispersion around the mean, skewness, and tail’s heaviness. The definition of moments in multivariate statistics was easily extended to the matrix variate case. In particular, the first moment of a random matrix \mathbf{X} is its expectation $E[\mathbf{X}]$, which is the $p \times n$ matrix whose elements are

$$E[\mathbf{X}]_{k\ell} = E[\mathbf{X}_{k\ell}] = \int_{\mathbb{R}^{p \times n}} \mathbf{X}_{k\ell} f_{\mathbf{X}}(\mathbf{X}) d\mathbf{X}. \quad (2)$$

The second moment is $E[\text{vec}(\mathbf{X}) \text{vec}(\mathbf{X})^\top]$. Hence, the variance of the random matrix \mathbf{X} , denoted $\text{var}[\mathbf{X}]$, is given by

$$\text{var}[\mathbf{X}] = E[\text{vec}(\mathbf{X}) \text{vec}(\mathbf{X})^\top] - \text{vec}(E[\mathbf{X}]) \text{vec}(E[\mathbf{X}])^\top. \quad (3)$$

More generally, it is possible to define the k^{th} moment (if it exists) for random matrices to improve our understanding of the distribution shape. Its definition can vary from one author to another, but it is more likely given in literature by $E[\mathbf{X}_{j_0 j_1} \dots \mathbf{X}_{j_{k-1} j_k}]$ [35], the expectation of the product of k elements of \mathbf{X} , which is somehow equivalent to the expectation of a Kronecker product of order k . For a random matrix $\mathbf{S} \in \mathcal{S}_p$, the k^{th} Kronecker moment corresponds to the expectation of k^{th} Kronecker product, *i.e.*, $E[\otimes^k \mathbf{S}] = E[\mathbf{S} \otimes \dots \otimes \mathbf{S}] \in \mathbb{R}^{p^k \times p^k}$. Thanks to these moments, it is possible to compute other types of moments using some vectorization and Kronecker-product tricks. Examples of such moments are $E[\mathbf{S}^k]$ and $E[\text{tr}(\mathbf{S})^q \mathbf{S}^r]$ where $q, r \in \mathbb{N}$ [36]. One of the available tools to compute Kronecker moments is the differentiation of the characteristic function, which is defined for a random matrix \mathbf{X} as the Fourier transform of $f_{\mathbf{X}}$. The characteristic function $\Psi_{\mathbf{X}} : \mathbb{R}^{p \times n} \rightarrow \mathbb{R}$ is defined as

$$\Psi_{\mathbf{X}}(\mathbf{Z}) = E[\exp(i \text{tr}(\mathbf{X}^\top \mathbf{Z}))] = \int_{\mathbb{R}^{p \times n}} \exp(i \text{tr}(\mathbf{X}^\top \mathbf{Z})) f_{\mathbf{X}}(\mathbf{X}) d\mathbf{X}, \quad (4)$$

where $i^2 = -1$. If $n = 1$, we regain the definition of the characteristic function for the multivariate case. For symmetric random matrices, Kronecker moments $E[\otimes^k \mathbf{S}]$ are related to the k^{th} derivative¹ of the characteristic function $\Psi_{\mathbf{S}}$ with respect to $\mathbf{Z} \in \mathcal{S}_p$ at $\mathbf{0}$ (if it exists):

$$\left. \frac{\partial^k \Psi_{\mathbf{S}}(\mathbf{Z})}{\partial \mathbf{Z}^k} \right|_{\mathbf{Z} \rightarrow \mathbf{0}} = i^k E[\otimes^k \mathbf{S}]. \quad (5)$$

Remark 1. We highlight that the second Kronecker moment, $E[\mathbf{S} \otimes \mathbf{S}]$, is different from the second moment, $E[\text{vec}(\mathbf{S}) \text{vec}(\mathbf{S})^\top]$. However, they can be linked to each other by:

$$\text{vec}(E[\mathbf{S} \otimes \mathbf{S}]) = (\mathbf{I}_p \otimes \mathbf{K}_{p,p} \otimes \mathbf{I}_p) \text{vec}(E[\text{vec}(\mathbf{S}) \text{vec}(\mathbf{S})^\top]), \quad (6)$$

using the formula $\text{vec}(\mathbf{A} \otimes \mathbf{B}) = (\mathbf{I}_{n_1} \otimes \mathbf{K}_{n_2, p_1} \otimes \mathbf{I}_{p_2}) (\text{vec}(\mathbf{A}) \otimes \text{vec}(\mathbf{B}))$ for any $\mathbf{A} \in \mathbb{R}^{p_1 \times n_1}$ and $\mathbf{B} \in \mathbb{R}^{p_2 \times n_2}$, and $\mathbf{a} \otimes \mathbf{b} = \text{vec}(\mathbf{b} \mathbf{a}^\top)$ for any vectors \mathbf{a} and \mathbf{b} [38].

C. Multivariate and matrix-variate elliptical distributions

This subsection provides a short overview of the multivariate and matrix-variate elliptical distributions. These are leveraged to define and study the Elliptical Wishart and Inverse Wishart distributions in the

¹Let $\mathbf{X} \in \mathbb{R}^{p \times p}$ symmetric and $\mathbf{Y} \in \mathbb{R}^{q \times r}$. We choose the Kroneckerian arrangement for defining our matrix derivative $\frac{\partial \mathbf{Y}}{\partial \mathbf{X}} = \sum_{m,j,k,\ell} \alpha_{k\ell} \frac{\partial \mathbf{Y}_{mj}}{\partial \mathbf{X}_{k\ell}} (\mathbf{s}_m \mathbf{t}_j^\top) \otimes (\mathbf{e}_k \mathbf{e}_\ell^\top)$ with $\alpha_{k\ell} = 1$ if $k = \ell$, otherwise $1/2$; where $\{\mathbf{s}_m\}_{m=1}^q$, $\{\mathbf{t}_j\}_{j=1}^r$ and $\{\mathbf{e}_k\}_{k=1}^p$ denote the canonical bases of \mathbb{R}^q , \mathbb{R}^r and \mathbb{R}^p , respectively. For more details, see [36], [37]

following sections. We first define the multivariate elliptical distribution in Definition 1. For a full review, the reader is referred to [39].

Definition 1 (Multivariate elliptical distribution). A random vector $\mathbf{x} \in \mathbb{R}^d$ is said to have a centered elliptical distribution, denoted as $\mathcal{E}_d(\mathbf{0}, \Sigma, h_d)$ if its probability density function has the form

$$f_{\mathbf{x}}(\mathbf{x}) = |\Sigma|^{-1/2} h_d(\mathbf{x}^\top \Sigma^{-1} \mathbf{x}), \quad (7)$$

where $\Sigma \in \mathcal{S}_d^{++}$ is the covariance matrix and $h_d : \mathbb{R}_+ \rightarrow \mathbb{R}$ is the density generator function of the distribution. To ensure that h_d is a proper density generator function, one must have $\frac{\pi^{d/2}}{\Gamma(d/2)} \int_0^{+\infty} h_d(t) t^{\frac{d}{2}-1} dt = 1$.

The elliptical model can be naturally extended to matrices via the vectorization operator. This family of distributions plays a key role in the definition of Elliptical Wishart distributions. The matrix-variate elliptical distribution is defined in Definition 2. For a thorough review, see [40].

Definition 2 (Matrix-variate elliptical distributions). A random matrix $\mathbf{X} \in \mathbb{R}^{p \times n}$ is said to be drawn from a centered elliptical distribution, denoted as $\mathcal{E}_{p,n}(\mathbf{0}, \Sigma, \Psi, h_{np})$ if $\text{vec}(\mathbf{X}) \sim \mathcal{E}_{np}(\mathbf{0}, \Psi \otimes \Sigma, h_{np})$ wherein $\Sigma \in \mathcal{S}_p^{++}$ is the covariance matrix controlling the correlation between \mathbf{X} 's rows and $\Psi \in \mathcal{S}_n^{++}$ is the covariance matrix controlling the correlation between \mathbf{X} 's columns.

Multivariate and matrix-variate elliptical distributions were well studied in the literature. In particular, many of their statistical properties, such as the expectation and the variance, were derived in both cases; see *e.g.*, [39], [40]. In this paper, we need two tools from the multivariate case: the stochastic representation and moments of an elliptical vector's squared ℓ_2 norm. They indeed play a major role in Section IV. The stochastic representation of $\mathbf{x} \sim \mathcal{E}_d(\mathbf{0}, \Sigma, h_d)$ is

$$\mathbf{x} \stackrel{d}{=} \sqrt{\mathcal{Q}} \Sigma^{1/2} \mathbf{u}, \quad (8)$$

where $\mathcal{Q} = \|\Sigma^{-1/2} \mathbf{x}\|_2^2$ is a non-negative random variable and $\mathbf{u} \in \mathbb{R}^d$ is uniformly distributed over the unit sphere \mathcal{C}_d . Moreover, \mathcal{Q} and \mathbf{u} are independent. The variable \mathcal{Q} is called the second-order modular of \mathbf{x} and its probability density function is $t \mapsto \frac{\pi^{d/2}}{\Gamma(d/2)} h_d(t) t^{\frac{d}{2}-1}$. Furthermore, when $\mathbf{x} \sim \mathcal{E}_d(\mathbf{0}, \mathbf{I}_d, h_d)$, the expectation $m_k^{(h_d)}$ of $\|\mathbf{x}\|_2^{2k}$ is given by

$$m_k^{(h_d)} = E[\|\mathbf{x}\|_2^{2k}] = E[\mathcal{Q}^k] = \frac{\pi^{d/2}}{\Gamma(d/2)} \int_0^{+\infty} h_d(t) t^{\frac{d}{2}+k-1} dt, \quad (9)$$

for $k \in \mathbb{Z}$. However, this moment does not necessarily exist for all orders. In particular, the convergence of the integral should be checked at 0 and $+\infty$.

III. BACKGROUND: WISHART, INVERSE WISHART, AND ELLIPTICAL EXTENSIONS

This section aims to provide some background about the Wishart and Inverse Wishart distributions, along with their elliptical extensions. In particular, their definitions, probability density functions, and some of their existing statistical properties – mainly the characteristic functions, the first and second moments, and the Kronecker moments. Notice that in this paper, only non-degenerate distributions are considered, *i.e.*, it is always assumed that the number of samples n is greater than the number of features p and center matrices are non-singular.

A. Wishart distribution

First, we introduce the Wishart distribution; see *e.g.*, [22], [23]. Wishart random matrices are characterized in Definition 3.

Definition 3 (Wishart distribution). Let n independent and identically distributed (i.i.d.) vectors $\{\mathbf{x}_j\}_{1 \leq j \leq n}$ in \mathbb{R}^p drawn from the multivariate Gaussian distribution $\mathcal{N}_p(\mathbf{0}, \mathbf{\Sigma})$ and $\mathbf{S} = \sum_{j=1}^n \mathbf{x}_j \mathbf{x}_j^\top$. Then, \mathbf{S} is said to have the Wishart distribution with n degrees of freedom and a center matrix $\mathbf{\Sigma}$, denoted as $\mathcal{W}(n, \mathbf{\Sigma})$.

Remark 2. Notice that if we consider $\mathbf{X} \in \mathbb{R}^{p \times n}$ the matrix whose columns are the \mathbf{x}_j 's, then \mathbf{X} has the matrix-variate Gaussian distribution $\mathcal{N}_{p,n}(\mathbf{0}, \mathbf{\Sigma}, \mathbf{I}_n)$ [22]. We can write $\mathbf{S} = \mathbf{X} \mathbf{X}^\top$, which yields an alternative way to define the Wishart distribution [23]. Such a matrix formulation is at the core of elliptical extensions.

The probability density function of $\mathbf{S} \sim \mathcal{W}(n, \mathbf{\Sigma})$ is given by

$$f_{\mathbf{S}}(\mathbf{S}) = \frac{1}{2^{np/2} \Gamma_p(n/2)} |\mathbf{\Sigma}|^{-n/2} |\mathbf{S}|^{\frac{n-p-1}{2}} \exp\left(-\frac{1}{2} \text{tr}(\mathbf{\Sigma}^{-1} \mathbf{S})\right). \quad (10)$$

Various statistical properties of the Wishart distribution are derived thanks to the independence of the \mathbf{x}_j 's and the statistical properties of the multivariate Gaussian distribution. For instance, from [22], the characteristic function of $\mathbf{S} \sim \mathcal{W}(n, \mathbf{\Sigma})$ is, for $\mathbf{Z} \in \mathcal{S}_p$,

$$\Psi_{\mathbf{S}}(\mathbf{Z}) = |\mathbf{I}_p - 2i\mathbf{Z}\mathbf{\Sigma}|^{-\frac{n}{2}}. \quad (11)$$

The first and second moments of the Wishart distribution are well known [22]. Indeed, its expectation and its variance are

$$E[\mathbf{S}] = n\mathbf{\Sigma}, \quad (12)$$

and

$$\text{var}[\mathbf{S}] = n(\mathbf{I}_{p^2} + \mathbf{K}_{p,p})(\mathbf{\Sigma} \otimes \mathbf{\Sigma}). \quad (13)$$

The Kronecker moments were derived in [34], [41] up to order 4 and were obtained through (5), *i.e.*, the differentiation of the characteristic function (11) of the Wishart distribution. In particular, the Kronecker moments of orders 2 and 3 are

$$E[\mathbf{S} \otimes \mathbf{S}] = n^2(\boldsymbol{\Sigma} \otimes \boldsymbol{\Sigma}) + n \left(\mathbf{K}_{p,p}(\boldsymbol{\Sigma} \otimes \boldsymbol{\Sigma}) + \text{vec}(\boldsymbol{\Sigma}) \text{vec}(\boldsymbol{\Sigma})^\top \right), \quad (14)$$

$$\begin{aligned} E[\otimes^3 \mathbf{S}] = & n^3 \otimes^3 \boldsymbol{\Sigma} + n^2 (\mathbf{P} + \mathbf{A} \mathbf{P} \mathbf{A} + \mathbf{B} \mathbf{A} \mathbf{P} \mathbf{A} \mathbf{B} + (\mathbf{A} + \mathbf{B} + \mathbf{B} \mathbf{A} \mathbf{B}) \otimes^3 \boldsymbol{\Sigma}) \\ & + n(\mathbf{C} \mathbf{A} \mathbf{P} + \mathbf{P} \mathbf{A} \mathbf{C} + \mathbf{B} \mathbf{A} \mathbf{P} \mathbf{A} + \mathbf{A} \mathbf{V} \mathbf{A} \mathbf{B} + (\mathbf{A} \mathbf{B} + \mathbf{B} \mathbf{A}) \otimes^3 \boldsymbol{\Sigma}), \end{aligned} \quad (15)$$

where $\mathbf{P} = (\text{vec}(\boldsymbol{\Sigma}) \text{vec}(\boldsymbol{\Sigma})^\top) \otimes \boldsymbol{\Sigma}$, $\mathbf{A} = \mathbf{I}_p \otimes \mathbf{K}_{p,p}$ and $\mathbf{B} = \mathbf{K}_{p,p} \otimes \mathbf{I}_p$ and $\mathbf{C} = \mathbf{I}_{p^3} + \mathbf{B}$. The detailed expression for order 4 can be found in [34]. To the best of our knowledge, no explicit formula was derived for Kronecker moments of arbitrary order for the Wishart distributions. However, closely linked to Kronecker moments, $E[\mathbf{S}_{12} \mathbf{S}_{34} \dots \mathbf{S}_{2k-1,2k}]$ were shown to be expressed as weighted generating functions of graphs associated with the Wishart distribution in [42].

In the literature, several other types of moments of random matrices drawn from the Wishart distribution can also be found. For instance, explicit formulas for the moments of arbitrary polynomials in the entries of a Wishart-distributed matrix are obtained in [43]. These rely on MacMahon's master theorem, differentiation of moment generating function, and the representation theory for the symmetric group. In [44], [45], invariant moments of the form $E[Q(\mathbf{S})]$, where $Q(\mathbf{S})$ is a polynomial that only depends on the eigenvalues of \mathbf{S} , are computed. Implementations of the formulas derived in [44] are provided in SAGE software [46]. Moreover, [47] derived $E[\text{tr}(\mathbf{S}^q) \mathbf{S}^r]$ by leveraging the Wishart process and Itô calculus. Recently, moments $E[\mathbf{S}^k]$ were computed recursively, with explicit formulas up to order 4 [48]. In the meantime, [49] gave explicit expressions for $E[(\text{tr}(\mathbf{S}^q))^r (\text{tr}(\mathbf{S}^m))^j]$ for $m + j + q + r \leq 5$. Finally, one of the invariant moments that has gained a lot of interest in literature is the expectation of zonal polynomials of \mathbf{S}^2 . We recall that a zonal polynomial of \mathbf{S} at any order $\boldsymbol{\kappa} \in \mathbb{N}^p$, denoted as $C_{\boldsymbol{\kappa}}(\mathbf{S})$, where $\boldsymbol{\kappa} = (k_1, \dots, k_p)$ and $k_1 \geq \dots \geq k_p$, is a symmetric, homogeneous polynomial of degree $k := \sum_{j=1}^p k_j$ of the eigenvalues of \mathbf{S} ; see *e.g.*, [50] for a detailed definition. It is known that, for any deterministic $\mathbf{Z} \in \mathcal{S}_p$, [51]

$$E[C_{\boldsymbol{\kappa}}(\mathbf{Z} \mathbf{S})] = 2^k \left(\frac{n}{2} \right)_{\boldsymbol{\kappa}} C_{\boldsymbol{\kappa}}(\mathbf{Z} \boldsymbol{\Sigma}). \quad (16)$$

B. Inverse Wishart distribution

From the Wishart distribution, it is possible to define another major matrix-variate distribution over \mathcal{S}_p^{++} : the Inverse Wishart distribution. It corresponds to the distribution of the inverse of a random matrix drawn from the Wishart distribution. A formal definition is provided in Definition 4.

²In particular, it offers us an alternative way to regain the characteristic function of the Elliptical Wishart distribution.

Definition 4. We say that \mathbf{S} has the Inverse Wishart distribution with n degrees of freedom and covariance matrix $\mathbf{\Sigma}$, denoted $\mathcal{W}^{-1}(n, \mathbf{\Sigma})$, if $\mathbf{S}^{-1} \sim \mathcal{W}(n, \mathbf{\Sigma}^{-1})$.

Using the inverse substitution in the integral in (10), the probability density function of $\mathcal{W}^{-1}(n, \mathbf{\Sigma})$ is given by

$$f_{\mathbf{S}}(\mathbf{S}) = \frac{1}{2^{np/2} \Gamma_p(n/2)} |\mathbf{\Sigma}|^{n/2} |\mathbf{S}|^{-\frac{n+p+1}{2}} \exp\left(-\frac{1}{2} \text{tr}(\mathbf{\Sigma} \mathbf{S}^{-1})\right). \quad (17)$$

Unlike the Wishart distribution, no closed-form expression is found for the characteristic function of the Inverse Wishart distribution. The first and second moments need additional assumptions on n and p to exist [23]. When $n > p + 1$, the expectation of $\mathbf{S} \sim \mathcal{W}^{-1}(n, \mathbf{\Sigma})$ is

$$E[\mathbf{S}] = \frac{1}{n - p - 1} \mathbf{\Sigma}, \quad (18)$$

and when $n > p + 3$, the variance exists and is given by

$$\text{var}[\mathbf{S}] = \frac{1}{(n-p)(n-p-1)(n-p-3)} \left[(\mathbf{I}_{p^2} + \mathbf{K}_{p,p})(\mathbf{\Sigma} \otimes \mathbf{\Sigma}) + \frac{2}{n-p-1} \text{vec}(\mathbf{\Sigma}) \text{vec}(\mathbf{\Sigma})^\top \right]. \quad (19)$$

Interestingly, in contrast to Wishart, the Kronecker moments of the Inverse Wishart random matrix are well known up to any order [36] thanks to Stokes' theorem. Given k such that $n > p + 2k + 1$, the $(k+1)^{\text{th}}$ Kronecker moment is given by

$$\text{vec}(E[\otimes^{k+1} \mathbf{S}]) = \frac{1}{n-p-1} \prod_{i=0}^{k-1} (\mathbf{I}_{p^{2i}} \otimes \mathbf{A}(k-i)) (\otimes^{k+1} \text{vec}(\mathbf{\Sigma})), \quad (20)$$

where $\mathbf{A}(k) = (n-p-1)\mathbf{I}_{p^{2k}} - \sum_{j=0}^{k-1} (\mathbf{P}_1(j) + \mathbf{P}_2(j))$ with $\mathbf{P}_1(j) = (\otimes^2(\mathbf{I}_{p^j} \otimes \mathbf{K}_{p,p^{k-1-j}} \otimes \mathbf{I}_p)) (\mathbf{I}_{p^k} \otimes \mathbf{K}_{p,p^k} \otimes \mathbf{I}_p) (\mathbf{I}_{p^{k-1}} + \mathbf{K}_{p^{k+2},p})$ and $\mathbf{P}_2(j) = (\otimes^2(\mathbf{I}_{p^j} \otimes \mathbf{K}_{p,p^{k-1-j}} \otimes \mathbf{I}_p)) (\mathbf{I}_{p^{2k}} + \mathbf{K}_{p,p})$. Further notice that moments $E[\otimes^k \text{vec}(\mathbf{S})]$, which are different from our definition of Kronecker moments, were derived in [52] with the help of a factorization theorem, moments for normally distributed variables, and inverse moments for Chi-squared variables.

As for the Wishart distribution, various moments were derived for the Inverse Wishart distribution, such as the expectation of zonal polynomials; see [51]. This allowed to derive the expectation of powers of traces, *i.e.*, $\text{tr}(\mathbf{S})^k$, powers of determinant, *i.e.*, $|\mathbf{S}|^k$, and powers of sums, *i.e.*, $\text{tr}(\mathbf{S}^k)$ with $\mathbf{S} \sim \mathcal{W}^{-1}(n, \mathbf{\Sigma})$ [53]. In addition, [54] computed moments of $\mathbf{S}^r P(\mathbf{S})$ where P is a power-sum symmetric function. Finally, [49] obtained $E[(\text{tr}(\mathbf{S}^q))^r (\text{tr}(\mathbf{S}^i))^j]$ for $i + j + q + r \leq 5$.

C. Elliptical extensions

The Wishart distribution can be generalized in various ways. In this work, we are interested in Elliptical Wishart distributions. They generalize the Wishart distribution the same way multivariate elliptical distributions generalize the Gaussian one. These are formally defined in Definition 5.

Definition 5. We say that a random matrix \mathbf{S} follows the Elliptical Wishart distribution $\mathcal{EW}(n, \mathbf{\Sigma}, h_{np})$, with n degrees of freedom, center $\mathbf{\Sigma}$, and density generator $h_{np} : \mathbb{R}_+ \rightarrow \mathbb{R}$, if $\mathbf{S} = \mathbf{X}\mathbf{X}^\top$ such that $\mathbf{X} \sim \mathcal{E}_{p,n}(0, \mathbf{\Sigma}, \mathbf{I}_n, h_{np})$.

Consequently, the same density generators h_{np} as in the multivariate case can be considered to define Elliptical Wishart distributions. For instance, one can leverage density generators from the Student t -, generalized Gaussian, Kotz, Bessel models, *etc.* Examples are provided in Section IV-D. The probability density function of $\mathcal{EW}(n, \mathbf{\Sigma}, h_{np})$, which can be obtained through some integration substitution tricks [30], is

$$f_{\mathbf{S}}(\mathbf{S}) = \frac{\pi^{np/2}}{\Gamma_p(n/2)} |\mathbf{\Sigma}|^{-\frac{n}{2}} |\mathbf{S}|^{\frac{n-p-1}{2}} h_{np}(\text{tr}(\mathbf{\Sigma}^{-1}\mathbf{S})). \quad (21)$$

Few theoretical results about Elliptical Wishart distributions are already known. One of the few statistical properties that were derived is the characteristic function of $\mathbf{S} \sim \mathcal{EW}(n, \mathbf{\Sigma}, h_{np})$ when h_{np} admits a Taylor series expansion [31]. It is given, for any $\mathbf{Z} \in \mathcal{S}_p$, by

$$\Psi_{\mathbf{S}}(\mathbf{Z}) = \pi^{np/2} \sum_{k=0}^{+\infty} \frac{i^k}{k!} \left(\frac{\int_0^{+\infty} h_{np}(r) r^{\frac{np}{2} + k - 1} dr}{\Gamma(\frac{np}{2} + k)} \right) \sum_{|\kappa|=k} \binom{n}{2}_\kappa C_\kappa(\mathbf{Z}\mathbf{\Sigma}). \quad (22)$$

In Section IV-B, a more straightforward way to derive it is provided. Neither the expectation nor the variance of Elliptical Wishart distributions have been computed in the literature. One of the significant contributions of this work is to derive them in Section IV-B. However, some other statistical properties have been established, such as the joint density function of eigenvalues³, $E[\text{tr}(\mathbf{S})^k]$ and $E[|\mathbf{S}|^k]$; see *e.g.*, [31], [55]. The expectation of zonal polynomials and the cumulative function have also been derived [32]. Notice that, from a more practical point of view, the information geometry along with estimation and classification methods based on Elliptical Wishart distributions are proposed in [20], [33].

Akin to the definition of the Inverse Wishart distributions, it is possible to define the Inverse Elliptical Wishart definitions. A proper definition is provided in Definition 6.

Definition 6. We say that \mathbf{S} has the Inverse Elliptical Wishart distribution $\mathcal{EW}^{-1}(n, \mathbf{\Sigma}, h_{np})$ with n degrees of freedom, center $\mathbf{\Sigma}$ and density generator $h_{np} : \mathbb{R}_+ \rightarrow \mathbb{R}$, if $\mathbf{S}^{-1} \sim \mathcal{EW}(n, \mathbf{\Sigma}^{-1}, h_{np})$.

We would highlight that Definition 6 holds as long as $n \geq p$ and $\mathbf{\Sigma}$ is non-singular. In fact, in this case, $\mathbf{X} \sim \mathcal{E}_{p,n}(0, \mathbf{\Sigma}, \mathbf{I}_n, h_{np})$ has a full rank with probability 1. Consequently, $\mathbf{S} = \mathbf{X}\mathbf{X}^\top$ is non-

³As a matter of fact, [50, Theorem 3.2.17.] provides a formula to compute the joint PDF of eigenvalues of a random SPD matrix knowing its PDF.

TABLE I
 RECAPITULATING TABLE OF THE BACKGROUND ABOUT WISHART, INVERSE WISHART, ELLIPTICAL WISHART, AND
 INVERSE ELLIPTICAL WISHART DISTRIBUTIONS

Distribution	PDF	characteristic function	Expectation	Variance	Kronecker moments
Wishart $\mathcal{W}(n, \Sigma)$	(10)	(11)	(12)	(13)	up to order 4, [34]
Inverse Wishart $\mathcal{W}^{-1}(n, \Sigma)$	(17)	No closed form	(18)	(19)	(20)
Elliptical Wishart $\mathcal{EW}(n, \Sigma, h_{np})$	(21)	(22)	Not derived yet	Not derived yet	Not derived yet
Inverse Elliptical Wishart $\mathcal{EW}^{-1}(n, \Sigma, h_{np})$	(23)	Not derived yet	Not derived yet	Not derived yet	Not derived yet

singular with probability 1. From [56], the probability density function of the Inverse Elliptical Wishart distribution is

$$f_{\mathbf{S}}(\mathbf{S}) = \frac{\pi^{np/2}}{\Gamma_p(n/2)} |\Sigma|^{n/2} |\mathbf{S}|^{-\frac{n+p+1}{2}} h_{np}(\text{tr}(\Sigma \mathbf{S}^{-1})). \quad (23)$$

Remark 3. Considering that the Inverse Elliptical Wishart distribution is the extension of the Inverse Wishart distribution that consists in replacing the Gaussian density generator function in (17) with a general density generator h_{np} , it is obvious that the “Inverse Elliptical Wishart” is the same thing as the “Elliptical Inverse Wishart”.

For the Inverse Elliptical Wishart distribution, apart from deriving the probability density function (23) of $\mathbf{S} \sim \mathcal{EW}^{-1}(n, \Sigma, h_{np})$, no other statistical properties have been derived yet. In this paper, more precisely in Section IV-C, the expectation, variance, and Kronecker moments of an Inverse-Elliptical-Wishart-distributed matrix are derived.

To conclude this section, we provide in Table I a summary of the main statistical properties known before this paper of the Wishart, Inverse Wishart, Elliptical Wishart, and Inverse Elliptical Wishart distributions. With the present paper, Table I changes quite a lot. The expectation, variance, and Kronecker moments from any order of Elliptical Wishart and Inverse Elliptical Wishart distributions are derived. In particular, the Kronecker moments of the Wishart distribution, which were only known up to order four, are derived up to any order. Nevertheless, only the characteristic functions of the Inverse Wishart and Inverse Elliptical Wishart distributions remain unknown.

IV. MAIN CONTRIBUTIONS: ELLIPTICAL WISHART AND INVERSE ELLIPTICAL WISHART
STATISTICAL PROPERTIES

This section contains the main methodological contributions of this paper. In particular, it provides the expectation and variance of the Elliptical Wishart and Inverse Elliptical Wishart distributions. Concerning the characteristic function of the Elliptical Wishart distribution, an alternative (and simpler) proof is obtained as compared to the one given in [31] while the characteristic function of the Inverse Elliptical Wishart remains without a closed form. All these new results stem from the stochastic representation of an Elliptical-Wishart-distributed matrix, given in Theorem 1. As for the multivariate elliptical case (see Section III), this representation relies on the second-order modular, \mathcal{Q} , and a random matrix uniformly distributed on the unit sphere.

Theorem 1 (Stochastic Representation). *Let $\mathbf{S} \sim \mathcal{EW}(n, \mathbf{\Sigma}, h_{np})$ where $\mathbf{\Sigma} \in \mathbb{S}_p^{++}$. There exist a non negative random variable \mathcal{Q} and a random matrix $\mathbf{U} \in \mathbb{R}^{p \times n}$ such that*

$$\mathbf{S} \stackrel{d}{=} \mathcal{Q} \mathbf{\Sigma}^{1/2} (\mathbf{U} \mathbf{U}^\top) \mathbf{\Sigma}^{1/2}, \quad (24)$$

and

- \mathbf{U} is uniformly distributed on the unit sphere $\mathcal{C}_{p,n}$.
- The probability density function of \mathcal{Q} is $t \mapsto \frac{\pi^{np/2}}{\Gamma(np/2)} h_{np}(t) t^{\frac{np}{2}-1}$.
- \mathbf{U} and \mathcal{Q} are independent.

Proof. By definition, there exists $\mathbf{X} \in \mathbb{R}^{p \times n}$ such that $\mathbf{S} = \mathbf{X} \mathbf{X}^\top$ and $\mathbf{X} \sim \mathcal{E}_{p,n}(0, \mathbf{\Sigma}, \mathbf{I}_n, h_{np})$. Recall that $\text{vec}(\mathbf{X}) \sim \mathcal{E}_{pn}(0, \mathbf{I}_n \otimes \mathbf{\Sigma}, h_{np})$. Hence, $\text{vec}(\mathbf{X}) \stackrel{d}{=} \sqrt{\mathcal{Q}} (\mathbf{I}_n \otimes \mathbf{\Sigma})^{1/2} \mathbf{u}$, where \mathcal{Q} is a non negative random variable and \mathbf{u} is uniformly distributed on the np -dimensional unit sphere. Moreover, \mathbf{u} and \mathcal{Q} are independent. The density function of \mathcal{Q} , which can be found in [57], is $t \mapsto \frac{\pi^{np/2}}{\Gamma(np/2)} h_{np}(t) t^{\frac{np}{2}-1}$. Let $\mathbf{U} \in \mathbb{R}^{p \times n}$ such that $\text{vec}(\mathbf{U}) = \mathbf{u}$. It is easy to check that $\text{tr}(\mathbf{U} \mathbf{U}^\top) = \mathbf{u}^\top \mathbf{u} = 1$. Thus, $\mathbf{U} \in \mathcal{C}_{p,n}$. Furthermore, $(\mathbf{I}_n \otimes \mathbf{\Sigma})^{1/2} = \mathbf{I}_n \otimes \mathbf{\Sigma}^{1/2}$. It follows that $\text{vec}(\mathbf{X}) \stackrel{d}{=} \sqrt{\mathcal{Q}} (\mathbf{I}_n \otimes \mathbf{\Sigma}^{1/2}) \text{vec}(\mathbf{U}) = \sqrt{\mathcal{Q}} \text{vec}(\mathbf{\Sigma}^{1/2} \mathbf{U})$. Consequently, $\mathbf{X} \stackrel{d}{=} \sqrt{\mathcal{Q}} \mathbf{\Sigma}^{1/2} \mathbf{U}$ and $\mathbf{S} \stackrel{d}{=} \mathcal{Q} \mathbf{\Sigma}^{1/2} (\mathbf{U} \mathbf{U}^\top) \mathbf{\Sigma}^{1/2}$. This concludes the proof. \square

From the stochastic representation of Theorem 1, the statistical properties of \mathcal{Q} are well-known. Moreover, one can recognize that the random matrix $\mathbf{U} \mathbf{U}^\top$ follows the Normalized Wishart distribution [58]. To obtain the statistical properties of the Elliptical Wishart and Inverse Elliptical Wishart distributions, we first need to obtain those of $\mathbf{U} \mathbf{U}^\top$. This is achieved in Section IV-A. From there, the main results for the Elliptical Wishart and Inverse Elliptical Wishart distributions are given in Sections IV-B and IV-C, respectively.

Remark 4. All distributions considered here (Elliptical Wishart and Inverse Elliptical Wishart with \mathbf{I}_p as covariance matrix and Normalized Wishart) are rotationally-invariant, *i.e.*, $\mathbf{S} \stackrel{d}{=} \mathbf{H}\mathbf{S}\mathbf{H}^\top$ for any orthogonal matrix $\mathbf{H} \in \mathbb{R}^{p \times p}$. For such distributions, [22, Proposition 13.2] shows that $E[\mathbf{S}] = \alpha \mathbf{I}_p$ and $\text{var}[\mathbf{S}] = \sigma_1(\mathbf{I}_{p^2} + \mathbf{K}_{p,p}) + \sigma_2 \text{vec}(\mathbf{I}_p) \text{vec}(\mathbf{I}_p)^\top$, where $\alpha \in \mathbb{R}$, $\sigma_1 \geq 0$ and $\sigma_2 \geq \frac{-2\sigma_1}{p}$. This proposition thus provides the general form of the expectation and variance of a rotationally invariant distribution. For the distributions we consider, while it enables us to obtain the expectation easily, it does not allow us to identify σ_1 and σ_2 straightforwardly.

A. Normalized Wishart distribution

In this section, the statistical properties of $\mathbf{U}\mathbf{U}^\top$ in the stochastic representation of Theorem 1 are studied. One can observe that, given $\mathbf{S} \sim \mathcal{W}(n, \mathbf{I}_p)$ ⁴, $\mathbf{U}\mathbf{U}^\top \stackrel{d}{=} \frac{\mathbf{S}}{\text{tr}(\mathbf{S})}$. Thus, as mentioned above, $\mathbf{U}\mathbf{U}^\top$ follows the so-called Normalized Wishart distribution [58]. In the following, let $\mathbf{V} = \mathbf{U}\mathbf{U}^\top$. After properly defining the Normalized Wishart distribution in Definition 7, first and second-order moments of \mathbf{V} and \mathbf{V}^{-1} are derived in Proposition 1.

Definition 7 (Normalized Wishart distribution). Let $\mathbf{S} \sim \mathcal{W}(n, \mathbf{I}_p)$ a Wishart matrix. The corresponding Normalized Wishart matrix is given by

$$\mathbf{V} = \frac{\mathbf{S}}{\text{tr}(\mathbf{S})}. \quad (25)$$

Its distribution is denoted $\mathcal{NW}(n, p)$.

Proposition 1. Let $\mathbf{V} \sim \mathcal{NW}(n, p)$. Then,

- 1) $E[\mathbf{V}] = \frac{1}{p} \mathbf{I}_p$,
- 2) $E[\text{vec}(\mathbf{V}) \text{vec}(\mathbf{V})^\top] = \frac{1}{np(np+2)} (n(\mathbf{I}_{p^2} + \mathbf{K}_{p,p}) + n^2 \text{vec}(\mathbf{I}_p) \text{vec}(\mathbf{I}_p)^\top)$,
- 3) \mathbf{V} is invertible with probability 1,
- 4) $E[\mathbf{V}^{-1}] = \frac{np-2}{n-p-1} \mathbf{I}_p$,
- 5) $E[\text{vec}(\mathbf{V}^{-1}) \text{vec}(\mathbf{V}^{-1})^\top] = \frac{(np-2)(np-4)}{(n-p)(n-p-1)(n-p-3)} [(\mathbf{I}_{p^2} + \mathbf{K}_{p,p}) + (n-p-2) \text{vec}(\mathbf{I}_p) \text{vec}(\mathbf{I}_p)^\top]$.

⁴As a matter of fact, it works for any Elliptical Wishart distribution, *i.e.*, $\mathbf{S} \sim \mathcal{EW}(n, \mathbf{I}_p, h_{np})$.

Proof. Let $\mathbf{S} \sim \mathcal{W}(n, \mathbf{I}_p)$ such that $\mathbf{V} = \mathbf{S}/\text{tr}(\mathbf{S})$. From Theorem 1, $\mathbf{S} = \mathbf{Q}\mathbf{V}$, where $\mathbf{Q} \sim \chi_{np}^2$ and $\mathbf{V} \stackrel{d}{=} \mathbf{U}\mathbf{U}^\top$ with \mathbf{U} uniformly distributed on the unit sphere $\mathcal{C}_{p,n}$. Moreover, \mathbf{Q} and \mathbf{U} are independent (hence, \mathbf{Q} and \mathbf{V} are also independent). First, to prove 1., remembering that $E[\mathbf{Q}] = np$ and $E[\mathbf{S}] = n\mathbf{I}_p$ (from (12)), it is enough to notice that

$$E[\mathbf{S}] = n\mathbf{I}_p = E[\mathbf{Q}]E[\mathbf{V}] = npE[\mathbf{V}].$$

To prove 2., recall that $E[\mathbf{Q}^2] = np(np+2)$ and from (13), $E[\text{vec}(\mathbf{S})\text{vec}(\mathbf{S})^\top] = n(\mathbf{I}_{p^2} + \mathbf{K}_{p,p}) + n^2 \text{vec}(\mathbf{I}_p)\text{vec}(\mathbf{I}_p)^\top$. It is then enough to compute

$$\begin{aligned} E[\text{vec}(\mathbf{S})\text{vec}(\mathbf{S})^\top] &= n(\mathbf{I}_{p^2} + \mathbf{K}_{p,p}) + n^2 \text{vec}(\mathbf{I}_p)\text{vec}(\mathbf{I}_p)^\top \\ &= E[\mathbf{Q}^2]E[\text{vec}(\mathbf{V})\text{vec}(\mathbf{V})^\top] = np(np+2)E[\text{vec}(\mathbf{V})\text{vec}(\mathbf{V})^\top]. \end{aligned}$$

To prove 3., it is enough to notice that, by construction, \mathbf{S} is invertible with probability 1. To prove 4., remember that $E[\mathbf{Q}^{-1}] = \frac{1}{np-2}$ and $E[\mathbf{S}^{-1}] = \frac{1}{n-p-1}\mathbf{I}_p$ (Equation (18)). To conclude, it is then enough to observe

$$E[\mathbf{S}^{-1}] = \frac{1}{n-p-1}\mathbf{I}_p = E[\mathbf{Q}^{-1}]E[\mathbf{V}^{-1}] = \frac{1}{np-2}E[\mathbf{V}^{-1}]. \quad (26)$$

Finally, to prove 5., recall $E[\mathbf{Q}^{-2}] = \frac{1}{(np-2)(np-4)}$ and, from (19),

$$E[\text{vec}(\mathbf{S}^{-1})\text{vec}(\mathbf{S}^{-1})^\top] = \frac{1}{(n-p)(n-p-1)(n-p-3)}[(\mathbf{I}_{p^2} + \mathbf{K}_{p,p}) + (n-p-2)\text{vec}(\mathbf{I}_p)\text{vec}(\mathbf{I}_p)^\top].$$

The result follows immediately from combining these with

$$E[\text{vec}(\mathbf{S}^{-1})\text{vec}(\mathbf{S}^{-1})^\top] = E[\mathbf{Q}^{-2}]E[\text{vec}(\mathbf{V}^{-1})\text{vec}(\mathbf{V}^{-1})^\top].$$

This concludes the proof. \square

The stochastic representation of Theorem 1 along with Normalized Wishart distribution offers an alternative way to compute the characteristic function of the Elliptical Wishart distribution (22). To obtain it, we thus need the characteristic function of the Normalized Wishart distribution. It is provided in Proposition 2. Before we get to the proposition, the first required thing is the expectation of zonal polynomials of the matrix $\mathbf{Z}\mathbf{V}$. This is achieved in Lemma 1.

Lemma 1. *Let $\mathbf{V} \sim \mathcal{NW}(n, p)$ and let $\mathbf{Z} \in \mathcal{S}_p$. The expectation of the κ -order zonal polynomial of $\mathbf{Z}\mathbf{V}$ is given by*

$$E[C_\kappa(\mathbf{Z}\mathbf{V})] = \frac{\Gamma\left(\frac{np}{2}\right)}{\Gamma\left(\frac{np}{2} + \kappa\right)} \left(\frac{n}{2}\right)_\kappa C_\kappa(\mathbf{Z}). \quad (27)$$

Proof. Let $\mathbf{S} \sim \mathcal{W}(n, \mathbf{I}_p)$ such that $\mathbf{V} = \mathbf{S} / \text{tr}(\mathbf{S})$. From Theorem 1, $\mathbf{S} = \mathbf{Q}\mathbf{V}$, where $\mathbf{Q} \sim \chi_{np}^2$ and $\mathbf{V} \stackrel{d}{=} \mathbf{U}\mathbf{U}^\top$ with \mathbf{U} uniformly distributed on the unit sphere $\mathcal{C}_{p,n}$. Furthermore, \mathbf{Q} and \mathbf{V} are independent. Therefore, since $C_\kappa(\alpha\mathbf{A}) = \alpha^k C_\kappa(\mathbf{A})$ for $\alpha \in \mathbb{R}$ and $\mathbf{A} \in \mathcal{S}_p$,

$$E[C_\kappa(\mathbf{Z}\mathbf{S})] = E[C_\kappa(\mathbf{Q}\mathbf{Z}\mathbf{V})] = E[\mathbf{Q}^k C_\kappa(\mathbf{Z}\mathbf{V})] = E[\mathbf{Q}^k] E[C_\kappa(\mathbf{Z}\mathbf{V})].$$

From [59], we get $E[\mathbf{Q}^k] = 2^k \frac{\Gamma(\frac{np}{2} + k)}{\Gamma(\frac{np}{2})}$. The result then stems from (16). \square

Proposition 2. Let $\mathbf{V} \sim \mathcal{NW}(n, p)$. The characteristic function of \mathbf{V} at $\mathbf{Z} \in \mathcal{S}_p^+$ is

$$\Psi_{\mathbf{V}}(\mathbf{Z}) = \sum_{k=0}^{+\infty} \frac{i^k}{k!} \frac{\Gamma(\frac{np}{2})}{\Gamma(\frac{np}{2} + k)} \sum_{|\kappa|=k} \binom{n}{2}_\kappa C_\kappa(\mathbf{Z}). \quad (28)$$

Proof. Since $\mathbf{V} \in \mathcal{S}_p^+$, we have $\text{tr}(\mathbf{Z}\mathbf{V}) \leq \|\mathbf{Z}\| \text{tr}(\mathbf{V}) = \|\mathbf{Z}\|$ where $\|\mathbf{Z}\|$ is the spectral norm of \mathbf{Z} , and consequently, $E[\text{tr}(\mathbf{Z}\mathbf{V})^k] \leq \|\mathbf{Z}\|^k$. Thus, using the dominated convergence theorem, one can write

$$\Psi_{\mathbf{V}}(\mathbf{Z}) = E[\exp(i \text{tr}(\mathbf{Z}\mathbf{V}))] = \sum_{k=0}^{+\infty} \frac{i^k}{k!} E[\text{tr}(\mathbf{Z}\mathbf{V})^k].$$

Moreover, from $\text{tr}(\mathbf{Z}\mathbf{V})^k = \sum_{|\kappa|=k} C_\kappa(\mathbf{Z}\mathbf{V})$ and Lemma 1, we get

$$E[\text{tr}(\mathbf{Z}\mathbf{V})^k] = \frac{\Gamma(\frac{np}{2})}{\Gamma(\frac{np}{2} + k)} \sum_{|\kappa|=k} \binom{n}{2}_\kappa C_\kappa(\mathbf{Z}).$$

This is enough to conclude. \square

B. Elliptical Wishart distribution

We now have all the necessary tools to derive the statistical properties of the Elliptical Wishart distribution. First, leveraging the stochastic representation from Theorem 1 along with the expectation and variance of the Normalized Wishart distribution from Proposition 1, the expectation and variance of the Elliptical Wishart distribution $\mathcal{EW}(n, \mathbf{\Sigma}, h_{np})$ are derived. This is achieved in Propositions 3 and 4.

Proposition 3 (Expectation). Suppose that moment $m_1^{(h_{np})}$ from (9) is finite. The expectation of $\mathbf{S} \sim \mathcal{EW}(n, \mathbf{\Sigma}, h_{np})$ is

$$\mathbb{E}[\mathbf{S}] = a_{n,p} \mathbf{\Sigma}, \quad (29)$$

where $a_{n,p} = \frac{m_1^{(h_{np})}}{p}$.

Proof. From Theorem 1, $\mathbf{S} = \mathbf{Q}\mathbf{\Sigma}^{1/2}\mathbf{U}\mathbf{U}^\top\mathbf{\Sigma}^{1/2}$. Since \mathbf{U} and \mathbf{Q} are independent,

$$E[\mathbf{S}] = E[\mathbf{Q}]\mathbf{\Sigma}^{1/2}E[\mathbf{U}\mathbf{U}^\top]\mathbf{\Sigma}^{1/2}$$

. As $UU^\top \sim \mathcal{NW}(n, p)$, the point 1. of Proposition 1 yields the result. \square

Proposition 4 (Variance). *Suppose that $m_1^{(h_{np})}$ and $m_2^{(h_{np})}$ from (9) are finite. The variance of $\mathbf{S} \sim \mathcal{EW}(n, \boldsymbol{\Sigma}, h_{np})$ is*

$$\text{var}[\mathbf{S}] = nb_{n,p}(\mathbf{I}_{p^2} + \mathbf{K}_{p,p})(\boldsymbol{\Sigma} \otimes \boldsymbol{\Sigma}) + n^2 c_{n,p} \text{vec}(\boldsymbol{\Sigma}) \text{vec}(\boldsymbol{\Sigma})^\top, \quad (30)$$

where $b_{n,p} = \frac{m_2^{(h_{np})}}{np(np+2)}$ and $c_{n,p} = b_{n,p} - \left(\frac{m_1^{(h_{np})}}{np}\right)^2$.

Proof. From Theorem 1, $\mathbf{S} = \mathcal{Q}\boldsymbol{\Sigma}^{1/2}UU^\top\boldsymbol{\Sigma}^{1/2}$. Therefore, since $(\mathbf{C}^\top \otimes \mathbf{A}) \text{vec}(\mathbf{B}) = \text{vec}(\mathbf{ABC})$, we have $\text{vec}(\mathbf{S}) = \mathcal{Q}(\boldsymbol{\Sigma}^{1/2} \otimes \boldsymbol{\Sigma}^{1/2}) \text{vec}(UU^\top)$. Since \mathbf{U} and \mathcal{Q} are independent,

$$E[\text{vec}(\mathbf{S}) \text{vec}(\mathbf{S})^\top] = E[\mathcal{Q}^2](\boldsymbol{\Sigma}^{1/2} \otimes \boldsymbol{\Sigma}^{1/2})E[\text{vec}(UU^\top) \text{vec}(UU^\top)^\top](\boldsymbol{\Sigma}^{1/2} \otimes \boldsymbol{\Sigma}^{1/2}).$$

The result is finally obtained by using 2. from Proposition 1. \square

Remark 5 (Characteristic function). The stochastic representation from Theorem 1 offers an alternative way from [60] to derive the characteristic function (22) of the Elliptical Wishart distribution. It is actually simpler because it does not use the integral equality proved in of [60, Theorem 2.1.1]. Instead, the independence of \mathcal{Q} and \mathbf{U} from the stochastic representation along with characteristic functions of \mathcal{Q} and of the Normalized Wishart distribution from Proposition 2 are leveraged. Indeed, from $\mathbf{S} = \mathcal{Q}\boldsymbol{\Sigma}^{1/2}(UU^\top)\boldsymbol{\Sigma}^{1/2}$, we get

$$\Psi_{\mathbf{S}}(\mathbf{Z}) = E \left[E \left[\exp \left(i\mathcal{Q} \text{tr}(\mathbf{Z}\boldsymbol{\Sigma}^{1/2}UU^\top\boldsymbol{\Sigma}^{1/2}) \right) \mid \mathcal{Q} \right] \right] = E \left[\Psi_{UU^\top}(\mathcal{Q}\boldsymbol{\Sigma}^{1/2}\mathbf{Z}\boldsymbol{\Sigma}^{1/2}) \right].$$

Then, $C_\kappa(\boldsymbol{\Sigma}^{1/2}\mathbf{Z}\boldsymbol{\Sigma}^{1/2}) = C_\kappa(\boldsymbol{\Sigma}\mathbf{Z})$ and (28) yields

$$\Psi_{UU^\top}(\mathcal{Q}\boldsymbol{\Sigma}^{1/2}\mathbf{Z}\boldsymbol{\Sigma}^{1/2}) = \sum_{k=0}^{+\infty} \frac{i^k}{k!} \mathcal{Q}^k \frac{\Gamma\left(\frac{np}{2}\right)}{\Gamma\left(\frac{np}{2} + k\right)} \sum_{|\kappa|=k} \binom{n}{2}_\kappa C_\kappa(\boldsymbol{\Sigma}\mathbf{Z}).$$

From there, let $\rho : x \in \mathbb{R} \mapsto \sum_{k=0}^{+\infty} \sqrt{m_{2k}^{(h_{np})}} \left(\frac{\Gamma\left(\frac{np}{2}\right)}{\Gamma\left(\frac{np}{2} + k\right)} \right)^{1/p} \frac{\Gamma\left(\frac{n}{2} + k\right)}{\Gamma\left(\frac{n}{2}\right)} \frac{x^k}{k!}$. Assuming h_{np} admits a Taylor series expansion, we have $\sum_{k=0}^{+\infty} m_k^{(h_{np})} \frac{x^k}{k!} < +\infty$. Therefore, using the D'Alembert criterion, one can prove that $\rho(x)$ converges absolutely for any x . From [61, Lemma 6.5], $|C_\kappa(\mathbf{A})| \leq p^k \|\mathbf{A}\|^k$ for any $\mathbf{A} \in \mathcal{S}_p$. Since $k! \geq k_1! \dots k_p!$ (where $k = \sum_{j=1}^p k_j$), we also have

$$\sum_{k=0}^{+\infty} \left| m_k^{(h_{np})} \frac{\Gamma\left(\frac{np}{2}\right)}{\Gamma\left(\frac{np}{2} + k\right)} \sum_{|\kappa|=k} \binom{n}{2}_\kappa \frac{C_\kappa(\boldsymbol{\Sigma}\mathbf{Z})}{k!} \right| \leq \sum_{k=0}^{+\infty} \sum_{|\kappa|=k} m_k^{(h_{np})} \frac{\Gamma\left(\frac{np}{2}\right)}{\Gamma\left(\frac{np}{2} + k\right)} \binom{n}{2}_\kappa \frac{p^k \|\boldsymbol{\Sigma}\mathbf{Z}\|^k}{k_1! \dots k_p!}.$$

Furthermore, notice that $E[Q^k] = E[\prod_{j=1}^p Q^{k_j}] \leq \prod_{j=1}^p \sqrt{E[Q^{2k_j}]}$. In addition, $\left(\frac{\Gamma(\frac{np+k}{2})}{\Gamma(\frac{np}{2})}\right)^p \geq \prod_{j=1}^p \frac{\Gamma(\frac{np+k_j}{2})}{\Gamma(\frac{np}{2})}$ and $\binom{n}{2}_\kappa \leq \prod_{j=1}^p \binom{n}{2}_{k_j} = \prod_{j=1}^p \frac{\Gamma(\frac{n}{2}+k_j)}{\Gamma(\frac{n}{2})}$. Hence,

$$\begin{aligned} & \sum_{k=0}^{+\infty} \left| m_k^{(h_{np})} \frac{\Gamma(\frac{np}{2})}{\Gamma(\frac{np}{2}+k)} \sum_{|\kappa|=k} \binom{n}{2}_\kappa \frac{C_\kappa(\Sigma \mathbf{Z})}{k!} \right| \\ & \leq \prod_{j=1}^p \sum_{k_j=0}^{+\infty} \sqrt{m_{2k_j}^{(h_{np})}} \left(\frac{\Gamma(\frac{np}{2})}{\Gamma(\frac{np}{2}+k_j)} \right)^{\frac{1}{p}} \frac{\Gamma(\frac{n}{2}+k_j)}{\Gamma(\frac{n}{2})} \frac{p^{k_j} \|\mathbf{Z}\Sigma\|^{k_j}}{k_j!}, \end{aligned}$$

which is finite thanks to the absolute convergence of ρ . Finally, the use of the dominated convergence theorem yields the result $\Psi_{\mathbf{Z}}(\mathbf{S}) = \sum_{k=0}^{+\infty} \frac{i^k}{k!} m_k^{(h_{np})} \frac{\Gamma(\frac{np}{2})}{\Gamma(\frac{np}{2}+k)} \sum_{|\kappa|=k} \binom{n}{2}_\kappa C_\kappa(\Sigma \mathbf{Z})$.

The last statistical property of the Elliptical Wishart distribution studied in this work is the Kronecker moments at any order. Again, we resort to the stochastic representation from Theorem 1. Hence, to obtain Kronecker moments of the Elliptical Wishart distribution, we rely on Kronecker moments of the Wishart distribution. As mentioned in Section III-A, Kronecker moments of a Wishart-distributed matrix are derived in [34] up to order 4 by recursively differentiating 4 times the characteristic function of the Wishart distribution. Our first major contribution is to provide a novel recursive way to compute Kronecker moments of the Wishart distribution up to any order, which leads to non-recursive explicit formulas. This is achieved in Proposition 5. From there, Kronecker moments of the Elliptical Wishart distribution are obtained in Proposition 6.

Proposition 5 (Kronecker moments). *Let $\mathbf{S} \sim \mathcal{W}(n, \Sigma)$ where $\Sigma \in \mathcal{S}_p^{++}$. Then, for $k \in \mathbb{N}^*$,*

$$E[\otimes^{k+1} \mathbf{S}] = nE[\otimes^k \mathbf{S}] \otimes \Sigma - 2 \frac{\partial E[\otimes^k \mathbf{S}]}{\partial \Sigma^{-1}}. \quad (31)$$

In a non-recursive way,

$$\text{vec}(E[\otimes^k \mathbf{S}]) = \left(\otimes^{2k} \Sigma^{1/2} \right) \prod_{l=0}^{k-1} [I_{p^{2l}} \otimes M_{(k-1-l)}] \left(\otimes^k \text{vec}(I_p) \right), \quad (32)$$

where

$$\begin{aligned} M_{(k)} &= [n(I_{p^k} \otimes K_{p,p^k} \otimes I_p) + J_{(k)}] K_{p^{2k}, p^2}, \\ J_{(k)} &= \left[\sum_{l=0}^{k-1} (H_{(k,l)} \otimes H_{(k,l)}) \right] (I_{p^{k-1}} \otimes K_{p,p^{k-1}} \otimes I_p) (I_{p^{k-1}} \otimes G) \\ & \quad (I_{p^{k-1}} \otimes K_{p^{k-1}, p^2} \otimes I_{p^2}) (I_{p^k} \otimes K_{p,p^k} \otimes I_p), \\ H_{(k,l)} &= (I_{p^l} \otimes K_{p,p^{k-1-l}} \otimes I_p), \\ G &= \frac{1}{2} [(K_{pp} \otimes K_{pp})(I_p \otimes K_{pp} \otimes I_p) + I_{p^4}] [K_{pp} \otimes (I_{p^2} + K_{pp})]. \end{aligned}$$

Proof. See Appendix A. □

Proposition 6 (Kronecker moments). *Let $\mathbf{S} \sim \mathcal{EW}(n, \boldsymbol{\Sigma}, h_{np})$. Then, for $k \in \mathbb{N}^*$ such that $m_k^{(h_{np})}$ defined in (9) is finite,*

$$\text{vec}(E[\otimes^k \mathbf{S}]) = \frac{\Gamma(\frac{np}{2})}{2^k \Gamma(\frac{np}{2} + k)} m_k^{(h_{np})} \left(\otimes^{2k} \boldsymbol{\Sigma}^{1/2} \right) \prod_{l=0}^{k-1} [\mathbf{I}_{p^{2l}} \otimes \mathbf{M}_{(k-1-l)}] \left(\otimes^k \text{vec}(\mathbf{I}_p) \right), \quad (33)$$

where $\mathbf{M}_{(k)}$ is defined in Proposition 5.

Proof. From Theorem 1, one has $\mathbf{S} = \mathbf{Q}\boldsymbol{\Sigma}^{1/2}\mathbf{V}\boldsymbol{\Sigma}^{1/2}$ with $\mathbf{V} \stackrel{d}{=} \mathbf{U}\mathbf{U}^\top$. Consequently, we get $\otimes^k \mathbf{S} = \mathbf{Q}^k \otimes^k (\boldsymbol{\Sigma}^{1/2} \mathbf{V} \boldsymbol{\Sigma}^{1/2})$, and

$$\text{vec}(E[\otimes^k \mathbf{S}]) = E[\mathbf{Q}^k] \text{vec}(E[\otimes^k (\boldsymbol{\Sigma}^{1/2} \mathbf{V} \boldsymbol{\Sigma}^{1/2})]) = m_k^{(h_{np})} \text{vec}(E[\otimes^k (\boldsymbol{\Sigma}^{1/2} \mathbf{V} \boldsymbol{\Sigma}^{1/2})]). \quad (34)$$

It remains to determine $\text{vec}(E[\otimes^k (\boldsymbol{\Sigma}^{1/2} \mathbf{V} \boldsymbol{\Sigma}^{1/2})])$. To do so, we leverage the fact that $\text{vec}(E[\otimes^k \mathbf{S}])$ is known in the Wishart case. Indeed, in this specific case, using $m_k^{(h_{np})} = 2^k \frac{\Gamma(\frac{np}{2} + k)}{\Gamma(\frac{np}{2})}$ and injecting (33) from Proposition 5 in (34) yields

$$\left(\otimes^{2k} \boldsymbol{\Sigma}^{1/2} \right) \prod_{l=0}^{k-1} [\mathbf{I}_{p^{2l}} \otimes \mathbf{M}_{(k-1-l)}] \left(\otimes^k \text{vec}(\mathbf{I}_p) \right) = 2^k \frac{\Gamma(\frac{np}{2} + k)}{\Gamma(\frac{np}{2})} \text{vec}(E[\otimes^k (\boldsymbol{\Sigma}^{1/2} \mathbf{V} \boldsymbol{\Sigma}^{1/2})]).$$

This is enough to conclude. □

C. Inverse Elliptical Wishart distribution

After studying the Elliptical Wishart distribution, we turn to the Inverse Elliptical Wishart distribution. As in the previous section, the stochastic representation from Theorem 1 along with the statistical properties of the Normalized Wishart distribution from Section IV-A are exploited. First, Proposition 1 is exploited to derive the expectation and variance of the Inverse Elliptical Wishart distribution $\mathcal{EW}^{-1}(n, \boldsymbol{\Sigma}, h_{np})$. These are in Propositions 7 and 8.

Proposition 7 (Expectation). *Suppose that $n > p+1$ and moment $m_{-1}^{(h_{np})}$ from (9) is finite. The expectation of $\mathbf{S} \sim \mathcal{EW}^{-1}(n, \boldsymbol{\Sigma}, h_{np})$ is*

$$E[\mathbf{S}] = d_{n,p} \boldsymbol{\Sigma}, \quad (35)$$

where $d_{n,p} = \frac{np-2}{n-p-1} m_{-1}^{(h_{np})}$.

Proof. From Theorem 1, $\mathbf{S} = \frac{1}{\mathbf{Q}} \boldsymbol{\Sigma}^{1/2} (\mathbf{U}\mathbf{U}^\top)^{-1} \boldsymbol{\Sigma}^{1/2}$. Since \mathbf{U} and \mathbf{Q} are independent,

$$E[\mathbf{S}] = E \left[\frac{1}{\mathbf{Q}} \right] \boldsymbol{\Sigma}^{1/2} E[(\mathbf{U}\mathbf{U}^\top)^{-1}] \boldsymbol{\Sigma}^{1/2}.$$

The result is then obtained using point 4. from Proposition 1. \square

Proposition 8 (Variance). *Suppose that $n > p + 3$ and moments $m_{-1}^{(h_{np})}$ and $m_{-2}^{(h_{np})}$ are finite. The variance of $\mathbf{S} \sim \mathcal{EW}^{-1}(n, \boldsymbol{\Sigma}, h_{np})$ is*

$$\text{var}[\mathbf{S}] = e_{n,p}(\mathbf{I}_{p^2} + \mathbf{K}_{p,p})(\boldsymbol{\Sigma} \otimes \boldsymbol{\Sigma}) + (n - p - 2)f_{n,p} \text{vec}(\boldsymbol{\Sigma}) \text{vec}(\boldsymbol{\Sigma})^\top, \quad (36)$$

where $e_{n,p} = \frac{(np-2)(np-4)}{(n-p)(n-p-1)(n-p-3)}m_{-2}^{(h_{np})}$ and $f_{n,p} = e_{n,p} - \frac{1}{n-p-2} \left(\frac{np-2}{n-p-1}m_{-1}^{(h_{np})} \right)^2$.

Proof. From Theorem 1, $\mathbf{S} = \frac{1}{\mathcal{Q}}\boldsymbol{\Sigma}^{1/2}(\mathbf{U}\mathbf{U}^\top)^{-1}\boldsymbol{\Sigma}^{1/2}$. Therefore, $\text{vec}(\mathbf{S}) = \frac{1}{\mathcal{Q}}(\boldsymbol{\Sigma}^{1/2} \otimes \boldsymbol{\Sigma}^{1/2}) \text{vec}((\mathbf{U}\mathbf{U}^\top)^{-1})$.

Since \mathbf{U} and \mathcal{Q} are independent,

$$E[\text{vec}(\mathbf{S}) \text{vec}(\mathbf{S})^\top] = E \left[\frac{1}{\mathcal{Q}^2} \right] (\boldsymbol{\Sigma}^{1/2} \otimes \boldsymbol{\Sigma}^{1/2}) E[\text{vec}((\mathbf{U}\mathbf{U}^\top)^{-1}) \text{vec}((\mathbf{U}\mathbf{U}^\top)^{-1})^\top] (\boldsymbol{\Sigma}^{1/2} \otimes \boldsymbol{\Sigma}^{1/2}). \quad (37)$$

Point 5. of Proposition 1 concludes the proof. \square

As for the Inverse Wishart distribution, the characteristic function of the Inverse Elliptical Wishart distribution appears quite complicated to obtain and remains unknown. The last statistical property of the Inverse Elliptical Wishart distribution $\mathcal{EW}^{-1}(n, \boldsymbol{\Sigma}, h_{np})$ that is derived is the Kronecker moments. These are provided in Proposition 9.

Proposition 9 (Kronecker moments). *Let $\mathbf{S} \sim \mathcal{EW}^{-1}(n, \boldsymbol{\Sigma}, h_{np})$. For $k < \frac{np}{2} - 1$ such that $m_{-k-1}^{(h_{np})}$ defined in (9) is finite, we have*

$$\text{vec}(E[\otimes^{k+1} \mathbf{S}]) = \frac{2^{k+1}\Gamma(\frac{np}{2})}{(n-p-1)\Gamma(\frac{np}{2}-k-1)} m_{-k-1}^{(h_{np})} \prod_{i=0}^{k-1} (\mathbf{I}_{p^{2i}} \otimes \mathbf{A}(k-i)) (\otimes^{k+1} \text{vec}(\boldsymbol{\Sigma})), \quad (38)$$

where $\mathbf{A}(k)$ is defined in (20).

Proof. From Theorem 1, $\mathbf{S} = \frac{1}{\mathcal{Q}}\boldsymbol{\Sigma}^{1/2}\mathbf{V}^{-1}\boldsymbol{\Sigma}^{1/2}$ with $\mathbf{V} \stackrel{d}{=} \mathbf{U}\mathbf{U}^\top$. Consequently, $\otimes^{k+1} \mathbf{S} = \frac{1}{\mathcal{Q}^{k+1}} \otimes^{k+1} (\boldsymbol{\Sigma}^{1/2}\mathbf{V}^{-1}\boldsymbol{\Sigma}^{1/2})$ and

$$\text{vec}(E[\otimes^{k+1} \mathbf{S}]) = E[\mathcal{Q}^{-k-1}] \text{vec}(E[\otimes^{k+1} (\boldsymbol{\Sigma}^{1/2}\mathbf{V}^{-1}\boldsymbol{\Sigma}^{1/2})]) = m_{-k-1}^{(h_{np})} \text{vec}(E[\otimes^{k+1} (\boldsymbol{\Sigma}^{1/2}\mathbf{V}^{-1}\boldsymbol{\Sigma}^{1/2})]). \quad (39)$$

It remains to obtain $\text{vec}(E[\otimes^{k+1} (\boldsymbol{\Sigma}^{1/2}\mathbf{V}^{-1}\boldsymbol{\Sigma}^{1/2})])$. Similarly to the proof of Proposition 6, we exploit the fact that $\text{vec}(E[\otimes^{k+1} \mathbf{S}])$ is known in the Inverse Wishart case. In this specific case, using $E[\mathcal{Q}^{-k-1}] = 2^{-k-1} \frac{\Gamma(\frac{np}{2}-k-1)}{\Gamma(\frac{np}{2})}$ and injecting (20) in (39) yields

$$\frac{1}{n-p-1} \prod_{i=0}^{k-1} (\mathbf{I}_{p^{2i}} \otimes \mathbf{A}(k-i)) (\otimes^{k+1} \text{vec}(\boldsymbol{\Sigma})) = 2^{-k-1} \frac{\Gamma(\frac{np}{2}-k-1)}{\Gamma(\frac{np}{2})} \text{vec}(E[\otimes^{k+1} (\boldsymbol{\Sigma}^{1/2}\mathbf{V}^{-1}\boldsymbol{\Sigma}^{1/2})]).$$

This is enough to conclude. \square

D. Examples with particular Elliptical Wishart distributions

Finally, this section is dedicated to some special cases of the Elliptical Wishart and Inverse Elliptical Wishart distributions. We deal with the Gaussian, t -, Generalized Gaussian, and Kotz density generators. In each case, to be able to apply results from Sections IV-B and IV-C, explicit values of moments $m_k^{(h_{np})}$ for $k \in \{-2, -1, 1, 2\}$ are provided. For further details on these moments, see *e.g.*, [62]. Here, we use them to compute the expectations and variances through the explicit formulas of $a_{n,p}$, $b_{n,p}$, $c_{n,p}$, $d_{n,p}$, $e_{n,p}$ and $f_{n,p}$, introduced in Propositions 3, 4, 7 and 8, respectively.

1) *Gaussian density generator*: For the usual Wishart and Inverse Wishart distributions, the density generator is $h_{np} : t \mapsto (2\pi)^{-np/2} \exp(-\frac{t}{2})$. As mentioned previously, with the notations of Theorem (1), we have $\mathcal{Q} \sim \chi_{np}^2$ and,

$$m_k^{(h_{np})} = 2^k \frac{\Gamma(\frac{np}{2} + k)}{\Gamma(\frac{np}{2})}. \quad (40)$$

This yields $a_{n,p} = n$, $b_{n,p} = 1$, $c_{n,p} = 0$, $d_{n,p} = \frac{1}{n-p-1}$, $e_{n,p} = \frac{1}{(n-p)(n-p-1)(n-p-3)}$ and $f_{n,p} = \frac{2}{(n-p)(n-p-1)^2(n-p-2)(n-p-3)}$. By plugging them in Equations (29), (30), (35) and (36), the expectations (12) and (18), and variances (13) and (19) of the Wishart and Inverse Wishart distributions, respectively.

2) *t- density generator*: The t - density generator $h_{np} : t \mapsto (\pi\nu)^{-np/2} \frac{\Gamma(\frac{\nu+np}{2})}{\Gamma(\frac{\nu}{2})} (1 + \frac{t}{\nu})^{-\frac{\nu+np}{2}}$, which is characterized by its degree of freedom $\nu > 0$, yields the t -Wishart distribution. With the notations of Theorem 1, we recognize that $\frac{\mathcal{Q}}{np} \sim \mathcal{F}(np, \nu)$, the F - distribution with np and ν degrees of freedom [63]. Recall that the k -th moment of an F - random variable is

$$m_k^{(h_{np})} = \nu^k \frac{\Gamma(\frac{np}{2} + k)}{\Gamma(\frac{np}{2})} \frac{\Gamma(\frac{\nu}{2} - k)}{\Gamma(\frac{\nu}{2})}, \quad -\frac{np}{2} < k < \frac{\nu}{2}. \quad (41)$$

Notice that $m_{-1}^{(h_{np})}$ of the t - distribution is the same as in the Gaussian case. Consequently, the Inverse Wishart and Inverse t -Wishart share the same expectation. Moreover, as expected, when $\nu \rightarrow +\infty$, moments $m_k^{(h_{np})}$ of the t - distribution converges to those of the Normal distribution. This simply arises from the fact that the density generator h_{np} of the t - distribution converges point-wisely to the density generator of the Normal distribution and from the monotone convergence theorem. Furthermore, we point out that for the t -Wishart distribution, the characteristic function does not admit a series expansion like in Equation (22) since the moments $m_k^{(h_{np})}$ are undefined for $k > \frac{\nu}{2}$. Finally, or the expectations and

variances, we obtain

$$\begin{aligned}
a_{n,p} &= \frac{\nu}{\nu-2}n, \text{ for } \nu > 2; \\
b_{n,p} &= \frac{\nu^2}{(\nu-2)(\nu-4)} \quad ; \quad c_{n,p} = \frac{2\nu^2}{(\nu-2)^2(\nu-4)}, \text{ for } \nu > 4; \\
d_{n,p} &= \frac{1}{n-p-1}, \text{ for } n > p+1; \\
e_{n,p} &= \frac{1}{(n-p)(n-p-1)(n-p-3)} \left(1 + \frac{2}{\nu}\right), \text{ for } n > p+3; \\
f_{n,p} &= \frac{2}{(n-p)(n-p-1)^2(n-p-2)(n-p-3)} \left(1 + \frac{(n-p-1)(n-p-2)}{\nu}\right), \text{ for } n > p+3.
\end{aligned} \tag{42}$$

3) *Generalized Gaussian density generator*: The density generator of the Generalized Gaussian distribution, also called Power Exponential distribution, is defined as $h_{np}(t) = \beta (2^{1/\beta} \pi)^{-np/2} \exp(-t^\beta/2)$, characterized by the shape parameter $\beta > 0$. When $0 < \beta < 1$, it features heavier tail regions than the normal distribution and hence can be useful in providing robustness against outliers [64]. With the notations of Theorem (1), $\mathcal{Q}^\beta \sim \chi_{\frac{np}{\beta}}^2$, the Chi-squared distribution with $\frac{np}{\beta}$ degrees of freedom (not necessarily an integer), which corresponds to the Gamma distribution $\Gamma\left(\frac{np}{2\beta}, 2\right)$. From [65], the moments $m_k^{(h_{np})}$ are

$$m_k^{(h_{np})} = 2^{\frac{k}{\beta}} \frac{\Gamma\left(\frac{np}{2\beta} + \frac{k}{\beta}\right)}{\Gamma\left(\frac{np}{2\beta}\right)}. \tag{43}$$

For the expectations and variances, we obtain

$$\begin{aligned}
a_{n,p} &= 2^{\frac{1}{\beta}} \frac{1}{p} \frac{\Gamma\left(\frac{np}{2\beta} + \frac{1}{\beta}\right)}{\Gamma\left(\frac{np}{2\beta}\right)}; \\
b_{n,p} &= 2^{\frac{2}{\beta}} \frac{1}{np(np+2)} \frac{\Gamma\left(\frac{np}{2\beta} + \frac{2}{\beta}\right)}{\Gamma\left(\frac{np}{2\beta}\right)} \quad ; \quad c_{n,p} = b_{n,p} \left(1 - \left(1 + \frac{2}{np}\right) \frac{\Gamma\left(\frac{np}{2\beta} + \frac{1}{\beta}\right)^2}{\Gamma\left(\frac{np}{2\beta} + \frac{2}{\beta}\right)\Gamma\left(\frac{np}{2\beta}\right)}\right); \\
d_{n,p} &= 2^{-\frac{1}{\beta}} \frac{np-2}{n-p-1} \frac{\Gamma\left(\frac{np}{2\beta} - \frac{1}{\beta}\right)}{\Gamma\left(\frac{np}{2\beta}\right)}; \\
e_{n,p} &= 2^{-\frac{2}{\beta}} \frac{(np-2)(np-4)}{(n-p)(n-p-1)(n-p-3)} \frac{\Gamma\left(\frac{np}{2\beta} - \frac{2}{\beta}\right)}{\Gamma\left(\frac{np}{2\beta}\right)}; \\
f_{n,p} &= e_{n,p} \left(1 - \frac{(n-p)(np-3)(np-2)}{(n-p-1)(n-p-2)(np-4)} \frac{\Gamma\left(\frac{np}{2\beta} - \frac{1}{\beta}\right)^2}{\Gamma\left(\frac{np}{2\beta} - \frac{2}{\beta}\right)\Gamma\left(\frac{np}{2\beta}\right)}\right).
\end{aligned} \tag{44}$$

4) *Kotz density generator*: The Kotz Wishart distribution $\mathcal{KW}(n, \Sigma, \alpha, \beta, R)$ with parameters α, β and R has as density generator

$$h_{np}(t) = \beta \pi^{-np/2} R^{\frac{np+2(\alpha-1)}{2\beta}} \frac{\Gamma\left(\frac{np}{2}\right)}{\Gamma\left(\frac{np}{2\beta} + \frac{\alpha-1}{\beta}\right)} t^{\alpha-1} \exp(-Rt^\beta),$$

where $\alpha + \frac{np}{2} > 1$ and $R > 0$. Kotz model is a generalization of Gaussian and Generalized Gaussian distributions. When $\alpha = 1$ and $R = \frac{1}{2}$, we get the Generalized Gaussian with parameter β . If, in addition, $\beta =$

1, we obtain the Gaussian distribution. With the notations of Theorem (1), $\mathcal{Q} \sim \Gamma(R^{-1/\beta}, \alpha - 1 + \frac{np}{2}, \beta)$, the generalized Gamma distribution. From [66], it follows that, for $k > -\frac{np}{2} - \alpha + 1$,

$$m_k^{(h_{np})} = R^{-\frac{k}{\beta}} \frac{\Gamma(\frac{np}{2\beta} + \frac{\alpha+k-1}{\beta})}{\Gamma(\frac{np}{2\beta} + \frac{\alpha-1}{\beta})}. \quad (45)$$

We thus obtain

$$\begin{aligned} a_{n,p} &= R^{\frac{1}{\beta}} \frac{1}{p} \frac{\Gamma(\frac{np}{2\beta} + \frac{\alpha}{\beta})}{\Gamma(\frac{np}{2\beta} + \frac{\alpha-1}{\beta})}; \\ b_{n,p} &= R^{\frac{2}{\beta}} \frac{1}{np(np+2)} \frac{\Gamma(\frac{np}{2\beta} + \frac{\alpha+1}{\beta})}{\Gamma(\frac{np}{2\beta} + \frac{\alpha-1}{\beta})} \quad ; \quad c_{n,p} = b_{n,p} \left(1 - \left(1 + \frac{2}{np} \right) \frac{\Gamma(\frac{np}{2\beta} + \frac{\alpha}{\beta})^2}{\Gamma(\frac{np}{2\beta} + \frac{\alpha+1}{\beta})\Gamma(\frac{np}{2\beta} + \frac{\alpha-1}{\beta})} \right); \\ d_{n,p} &= R^{-\frac{1}{\beta}} \frac{np-2}{n-p-1} \frac{\Gamma(\frac{np}{2\beta} + \frac{\alpha-2}{\beta})}{\Gamma(\frac{np}{2\beta} + \frac{\alpha-1}{\beta})}; \\ e_{n,p} &= R^{-\frac{2}{\beta}} \frac{(np-2)(np-4)}{(n-p)(n-p-1)(n-p-3)} \frac{\Gamma(\frac{np}{2\beta} + \frac{\alpha-3}{\beta})}{\Gamma(\frac{np}{2\beta} + \frac{\alpha-1}{\beta})} \\ f_{n,p} &= e_{n,p} \left(1 - \frac{(n-p)(np-3)(np-2)}{(n-p-1)(n-p-2)(np-4)} \frac{\Gamma(\frac{np}{2\beta} + \frac{\alpha-2}{\beta})^2}{\Gamma(\frac{np}{2\beta} + \frac{\alpha-3}{\beta})\Gamma(\frac{np}{2\beta} + \frac{\alpha-1}{\beta})} \right). \end{aligned} \quad (46)$$

V. NUMERICAL EXPERIMENTS

In this section, we highlight the merit of Elliptical Wishart distributions on real data compared to the Wishart distribution. Indeed, we assess to which extent some encephalographic signals can be fitted with Elliptical Wishart models. In order to perform such a distribution fitting efficiently, we need first to generate samples from Elliptical Wishart distributions in a numerically practical way. This is achieved in Section V-A wherein we also suggest a deft method to draw samples from Inverse Elliptical distributions. This accounts for a contribution of the paper as our new technique of generating samples drawn from Elliptical and Inverse Elliptical Wishart distributions outperforms the existing technique. Thereafter, we exploit this method in Section V-B to fit the empirical cumulative density function of real EEG data in order to show that the Elliptical Wishart distribution offers a more relevant fitting than the Wishart distribution, commonly used as the state-of-the-art model based on the Gaussianity hypothesis.

A. Samples generation

This first subsection is dedicated to developing an efficient way to draw samples from Elliptical and Inverse Elliptical Wishart distributions. In fact, by definition of the Inverse Elliptical Wishart distribution (Definition 6), it is enough to be able to generate samples from the Elliptical Wishart distribution. Again, to achieve this, we heavily rely on the stochastic representation from Theorem 1 and existing results for the Wishart distribution.

A naive way to draw samples from the Elliptical Wishart distribution $\mathcal{EW}(n, \Sigma, h_{np})$ with center $\Sigma \in \mathcal{S}_p^{++}$ is to exploit Definition 5. Indeed, one can simply draw $\mathbf{x} \in \mathbb{R}^{np}$ from the multivariate

elliptical distribution $\mathcal{E}_{np}(\mathbf{0}, \mathbf{I}_{np}, h_{np})$ ⁵ to construct the random matrix $\mathbf{X} \sim \mathcal{E}_{p,n}(\mathbf{0}, \mathbf{I}_p, \mathbf{I}_n, h_{np})$ such that $\text{vec}(\mathbf{X}) = \mathbf{x}$ (Definition 2). Then, from the Cholesky decomposition $\mathbf{\Sigma} = \mathbf{L}\mathbf{L}^\top$ ⁶, a random matrix $\mathbf{S} \sim \mathcal{EW}(n, \mathbf{\Sigma}, h_{np})$ is obtained by taking $\mathbf{S} = \mathbf{L}\mathbf{X}\mathbf{X}^\top\mathbf{L}^\top$. However, this procedure quickly becomes computationally very demanding when increasing the degree of freedom n since it implies generating a \mathbb{R}^{np} vector. Since the latter usually corresponds to the number of available samples, it is commonly quite big. In such a case, the method described above is not satisfying.

To deal with this issue in the Wishart case, the so-called Bartlett decomposition [67] is exploited. It indeed provides a very computationally efficient way to generate random Wishart matrices. First, to build $\mathbf{S} \sim \mathcal{W}(n, \mathbf{\Sigma})$, $\mathbf{R} \sim \mathcal{W}(n, \mathbf{I}_p)$ is constructed. \mathbf{S} is then obtained through $\mathbf{S} = \mathbf{L}\mathbf{R}\mathbf{L}^\top$, where $\mathbf{\Sigma} = \mathbf{L}\mathbf{L}^\top$ is the Cholesky decomposition of $\mathbf{\Sigma}$. To synthesize \mathbf{R} , its Cholesky decomposition $\mathbf{R} = \mathbf{T}\mathbf{T}^\top$ is also exploited. Indeed, from the Bartlett decomposition, random values $(\mathbf{T}_{k\ell})_{1 \leq \ell \leq k \leq p}$ are independent. Moreover, every diagonal element \mathbf{T}_{kk} ($1 \leq k \leq p$) is drawn from the Chi distribution χ_{n-k+1} with $n - k + 1$ degrees of freedom, while the lower triangular elements $\mathbf{T}_{k\ell}$ ($1 \leq \ell < k \leq p$) are drawn from the normal distribution $\mathcal{N}(0, 1)$. This yields a simple way to generate \mathbf{T} and thus $\mathbf{S} \sim \mathcal{W}(n, \mathbf{\Sigma})$.

Similarly to the multivariate case, the stochastic representation can be exploited to simulate random Elliptical Wishart matrices. To get $\mathbf{S} \sim \mathcal{EW}(n, \mathbf{\Sigma}, h_{np})$, we exploit Theorem 1 and set $\mathbf{S} = \mathbf{Q}\mathbf{L}\mathbf{V}\mathbf{L}^\top$, where \mathbf{L} corresponds to the Cholesky decomposition of $\mathbf{\Sigma}$, \mathbf{Q} is the so-called second-order modular random variable and \mathbf{V} follows the Normalized Wishart distribution $\mathcal{NW}(n, p)$. Randomly generating \mathbf{Q} can be achieved using classic techniques like for the multivariate elliptical case. To construct a proper \mathbf{V} , we synthesize $\mathbf{R} \sim \mathcal{W}(n, \mathbf{I}_p)$ with the Bartlett decomposition approach described above and then set $\mathbf{V} = \frac{\mathbf{R}}{\text{tr}(\mathbf{R})}$. The proposed method to generate data from the Elliptical Wishart distribution is summarized in Algorithm 1.

B. Electroencephalographic data fitting

We perform some distribution fitting over EEG data to assess the interest of Elliptical Wishart distributions in practice⁷. We consider the Steady-State Visually Evoked Potential (SSVEP) dataset [2], which contains recordings from 12 subjects. In the SSVEP paradigm, subjects are exposed to a light blinking at various frequencies. Data are thus divided into several classes corresponding to these various stimuli

⁵The usual way to generate such random vector \mathbf{x} is to leverage their stochastic representation (8), *i.e.*, $\mathbf{x} = \sqrt{\mathbf{Q}}\mathbf{u}$. To generate a uniformly distributed vector \mathbf{u} on the unit sphere \mathcal{C}_{np} , one can draw a Gaussian vector $\mathbf{z} \sim \mathcal{N}_{np}(\mathbf{0}, \mathbf{I}_{np})$ and then set $\mathbf{u} = \frac{\mathbf{z}}{\|\mathbf{z}\|_2}$. Finally, the second-order modular random variable \mathbf{Q} is generated from its corresponding distribution.

⁶ $\mathbf{L} \in \mathbb{R}^{p \times p}$, lower triangular matrix with strictly positive diagonal elements.

⁷The code to reproduce these fitting experiments is provided in https://github.com/IA3005/fitting_EEG.git.

Algorithm 1 Random sample generation from the Elliptical Wishart distribution

Input: dimension p , degrees of freedom $n \geq p$, center $\Sigma \in \mathcal{S}_p^{++}$, density generator h_{np}

Output: random matrix $S \sim \mathcal{EW}(n, \Sigma, h_{np})$

Generate Q with PDF $t \mapsto \frac{\pi^{np/2}}{\Gamma(np/2)} h_{np}(t) t^{\frac{np}{2}-1}$

Generate lower triangular matrix $T \in \mathbb{R}^{p \times p}$ such that: $T_{kk} \stackrel{\text{i.i.d.}}{\sim} \chi_{n-k+1}$, $1 \leq k \leq p$ and $T_{k\ell} \stackrel{\text{i.i.d.}}{\sim} \mathcal{N}(0, 1)$, $1 \leq \ell < k \leq p$, independent from the diagonal entries.

Set $R = TT^\top$

Let $V = \frac{R}{\text{tr}(R)}$

Compute Cholesky decomposition $\Sigma = LL^\top$

Let $S = QLVL^\top$

frequencies. In our case, the dataset contains four classes corresponding to stimuli at 13Hz, 17Hz, and 21Hz, along with a resting state. To keep our experiment simple, we limit ourselves to subject 12, which features the cleanest data. These data contain 160 trials equally partitioned between the four classes. For each trial, we have $p = 8$ electrodes and $n = 768$ samples (3 seconds sampled at 256Hz). For further details on these data, the reader is referred to [2] and to the MOABB platform [68].

One distribution fitting is achieved for each class. We point out that for the considered paradigm, the raw trials \mathbf{X}_i 's are centered by nature. In our experiments, we recentered them anyway, and then, we rescaled them up to a constant factor ($\times 10^{-6}$) to avoid computational problems. For class z , we first estimate the center $\Sigma^{(z)}$ of the tested distribution from the covariance matrices $\mathbf{S}_i^{(z)} = \mathbf{X}_i^{(z)} \mathbf{X}_i^{(z)\top}$ of the trials $\mathbf{X}_i^{(z)} \in \mathbb{R}^{np}$ belonging to class z . In this work, we consider the following distributions for the testing: the Wishart distribution $\mathcal{W}(n, \Sigma^{(z)})$ and the t -Wishart distribution $t\text{-}\mathcal{W}(n, \Sigma^{(z)}, \nu^{(z)})$ with $\nu^{(z)}$ degrees of freedom for the t - density generator. The latter parameter $\nu^{(z)}$ is chosen through trials and errors in order to get the best fitting results possible. The actual values used in our experiments are given in Table II. $\Sigma^{(z)}$ is set as the maximum likelihood estimator of the distribution. For the Wishart distribution, it is simply given by $\Sigma_{\mathcal{W}}^{(z)} = \frac{1}{nK_z} \sum_i \mathbf{S}_i^{(z)}$, where K_z corresponds to the number of trials belonging to class z . For the t -Wishart distribution, no closed form exists and we resort to the iterative algorithm derived in [33] to estimate it. The resulting estimator is denoted by $\Sigma_{t\text{-}\mathcal{W}}^{(z)}$.

The actual fitting procedure consists in estimating the empirical CDFs of the traces, traces of square, traces of the third power, ℓ_2 -norms, ℓ_2 -norms of the square, ℓ_2 -norms of the third power, and log-determinants of real EEG covariances $\{\mathbf{S}_i^{(z)}\}_{i=1}^{K_z}$, for every class $z \in \{13, 17, 21, \text{resting}\}$. We compare these to the CDFs of the traces, traces of square, traces of the third power, ℓ_2 -norms, ℓ_2 -norms of the

TABLE II
DEGREES OF FREEDOM TO GENERATE t -WISHART SAMPLES FOR FITTING EEG DATA.

$\nu^{(13)}$	$\nu^{(17)}$	$\nu^{(21)}$	$\nu^{(\text{resting})}$
40	35	50	23

TABLE III
P-VALUES OF THE TWO-SAMPLE KOLMOGOROV-SMIRNOV TESTS ON TRACES

	13 Hz	17 Hz	21 Hz	Resting
Wishart	10^{-8}	2.10^{-5}	6.10^{-6}	6.10^{-7}
t -Wishart	0.3352	0.7823	0.5311	0.765

square, ℓ_2 -norms of the third power, and log-determinants of the Wishart distribution $\mathcal{W}(n, \Sigma_{\mathcal{W}}^{(z)})$ and t -Wishart distribution $t\text{-}\mathcal{W}(n, \Sigma_{t\text{-}\mathcal{W}}^{(z)}, \nu^{(z)})$. To avoid the computation of exact CDFs of these quantities for the Wishart and t -Wishart models, we instead generate random samples from these distributions with the procedure introduced in Section V-A and then empirically estimate the CDFs. All these CDFs are plotted in Figure 1, 2, 3, 4, 5, 6, and 7. To not only rely on visual inspection of the results, but we also perform goodness-to-fit Kolmogorov-Smirnov tests of the traces, traces of the square, traces of the third power, ℓ_2 -norms, ℓ_2 -norms of the square, ℓ_2 -norms of the third power, and log-determinants of the data at hand. Since we simulate data from the Wishart and t -Wishart distributions, we rely on two-sample tests. The null hypothesis is that compared samples are drawn from the same distribution. The p -values of the Kolmogorov-Smirnov tests of the traces, traces of the square, traces of the third power, ℓ_2 -norms, ℓ_2 -norms of the square, ℓ_2 -norms of the third power, and log-determinants are provided in Table III, IV, V, VI, VII, VIII, and IX, respectively.

From every figure and table, the conclusion is very clear. On these real EEG data, the t -Wishart distribution better fits the covariances than the Wishart distribution for every class. As a matter of fact, while the correspondence between the Wishart distribution and the data at hand is quite poor, the t -Wishart distribution is a pretty good fit. Even though the considered dataset is very specific and quite small, this clearly demonstrates the practical interest of such distribution. For instance, this spurs the design of a Bayesian classifier of EEG signals that exploits t -Wishart in a discriminant analysis framework, as presented in [20], wherein the proposed classifier outperforms the state-of-the-art method on the tested datasets.

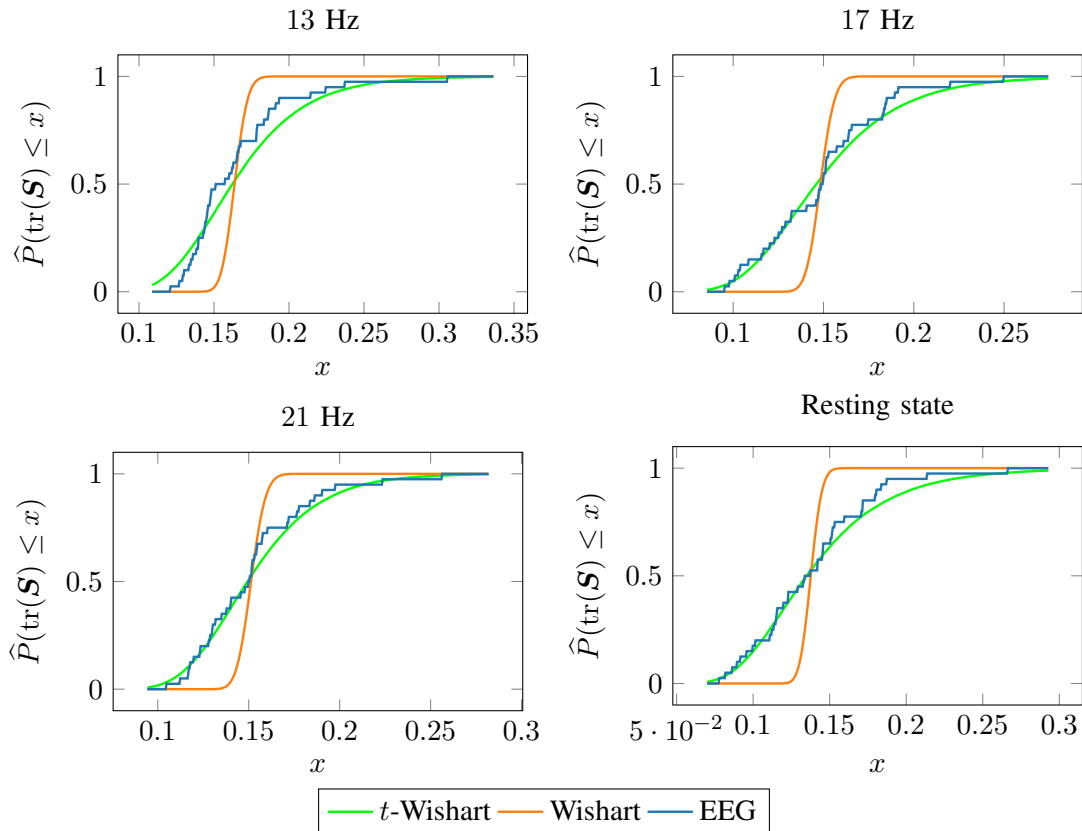


Fig. 1. Empirical CDF of the traces of the covariance matrices extracted from EEG signals along with the CDF of the trace of Wishart matrix and the CDF of the trace of t -Wishart matrix, obtained as the empirical CDFs of a large number (10^5) of traces of generated samples from Wishart $\mathcal{W}(n, \Sigma_{\mathcal{W}}^{(z)})$ and t -Wishart $t\text{-}\mathcal{W}(n, \Sigma_{t\text{-}\mathcal{W}}^{(z)}, \nu^{(z)})$ respectively.

TABLE IV

P-VALUES OF THE TWO-SAMPLE KOLMOGOROV-SMIRNOV TESTS ON TRACES OF SQUARES

	13 Hz	17 Hz	21 Hz	Resting
Wishart	9.10^{-9}	2.10^{-5}	6.10^{-5}	6.10^{-7}
t -Wishart	0.4544	0.6268	0.5853	0.7951

TABLE V

P-VALUES OF THE TWO-SAMPLE KOLMOGOROV-SMIRNOV TESTS ON TRACES OF THE THIRD POWER.

	13 Hz	17 Hz	21 Hz	Resting
Wishart	10^{-8}	3.10^{-5}	2.10^{-4}	9.10^{-7}
t -Wishart	0.4811	0.4851	0.8703	0.8432

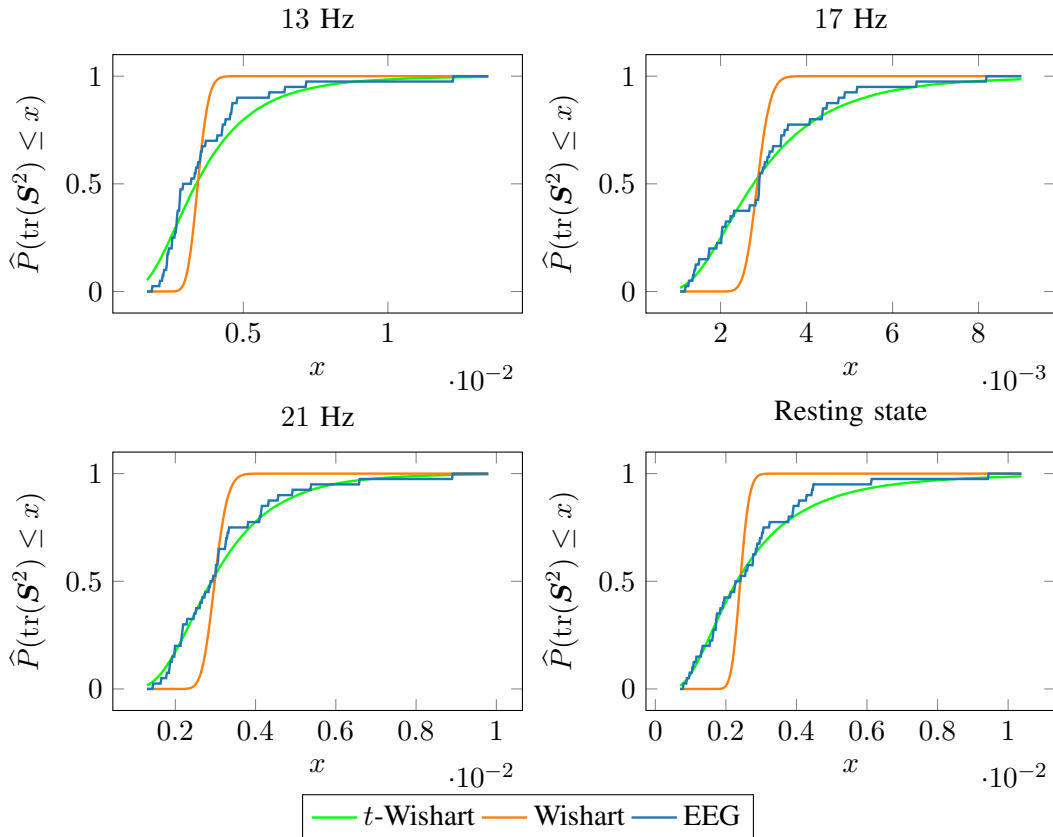


Fig. 2. Empirical CDF of the traces of the squared covariance matrices extracted from EEG signals along with the CDF of the trace of squared Wishart matrix and the CDF of the trace of squared t -Wishart matrix, obtained as the empirical CDFs of a large number (10^5) of traces of squared covariance matrices of generated samples from Wishart $\mathcal{W}(n, \Sigma_{\mathcal{W}}^{(z)})$ and t -Wishart $t\text{-}\mathcal{W}(n, \Sigma_{t\text{-}\mathcal{W}}^{(z)}, \nu^{(z)})$ respectively.

TABLE VI

P-VALUES OF THE TWO-SAMPLE KOLMOGOROV-SMIRNOV TESTS ON ℓ_2 -NORMS

	13 Hz	17 Hz	21 Hz	Resting
Wishart	8.10^{-8}	6.10^{-5}	4.10^{-5}	3.10^{-6}
t -Wishart	0.4732	0.9537	0.7412	0.8976

VI. CONCLUSION AND PERSPECTIVES

This paper studies some extensions of the Wishart and Inverse Wishart distributions: the Elliptical Wishart and Inverse Elliptical Wishart distributions, which allow to better take into account noise and outliers at the covariance level. Our main contribution is to obtain stochastic representations for random matrices drawn from Elliptical Wishart and Inverse Elliptical Wishart distributions. From there, some

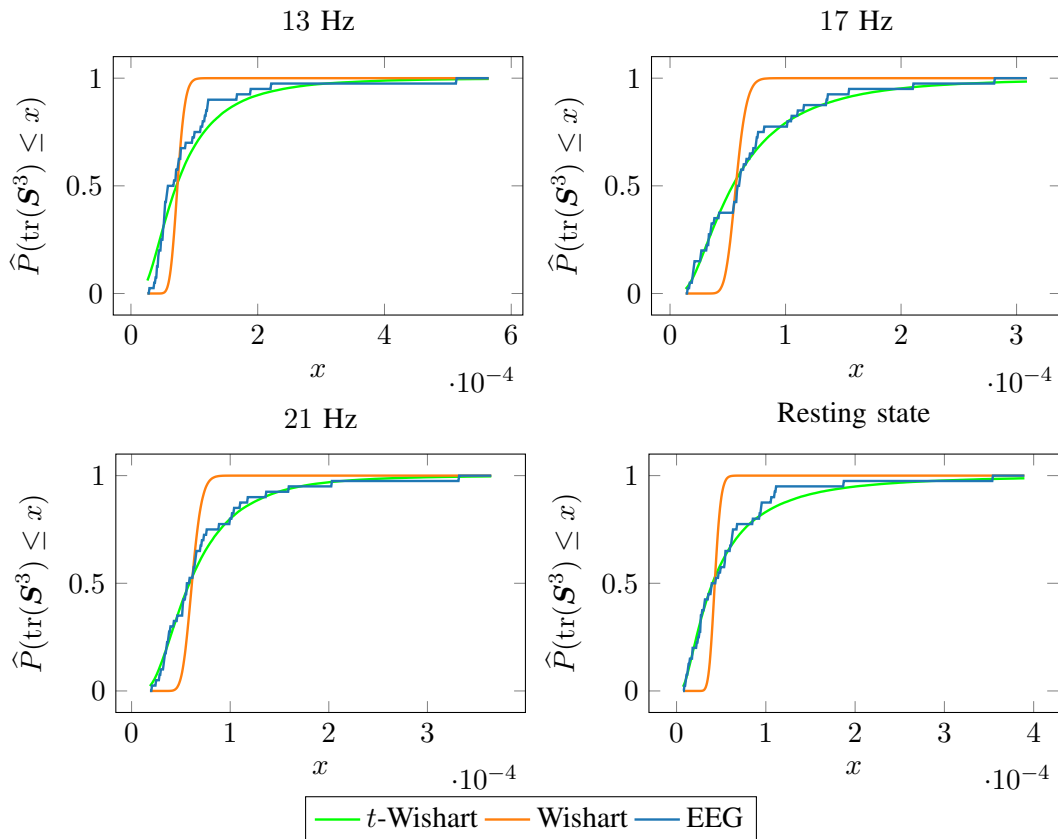


Fig. 3. Empirical CDF of the traces of the third power of covariance matrices extracted from EEG signals along with the CDF of the trace of the third power of Wishart matrix and the CDF of the trace of the third power of t -Wishart matrix, obtained as the empirical CDFs of a large number (10^5) of traces of the third power of covariance matrices of generated samples from Wishart $\mathcal{W}(n, \Sigma_{\mathcal{W}}^{(z)})$ and t -Wishart $t\text{-}\mathcal{W}(n, \Sigma_{t\text{-}\mathcal{W}}^{(z)}, \nu^{(z)})$ respectively.

TABLE VII

P-VALUES OF THE TWO-SAMPLE KOLMOGOROV-SMIRNOV TESTS ON NORMS OF THE SQUARES.

	13 Hz	17 Hz	21 Hz	Resting
Wishart	2.10^{-7}	8.10^{-5}	10^{-4}	2.10^{-6}
t -Wishart	0.5810	0.8193	0.9372	0.8777

statistical properties of the Elliptical Wishart and Inverse Elliptical Wishart that are not covered in the literature are obtained. More specifically, the expectation, variance and Kronecker moments up to any order are computed. The stochastic representation also simplifies existing proofs based on tedious integral calculations to compute already derived properties, such as the characteristic function of Elliptical Wishart. This representation is yet again leveraged to provide a computationally efficient method to generate

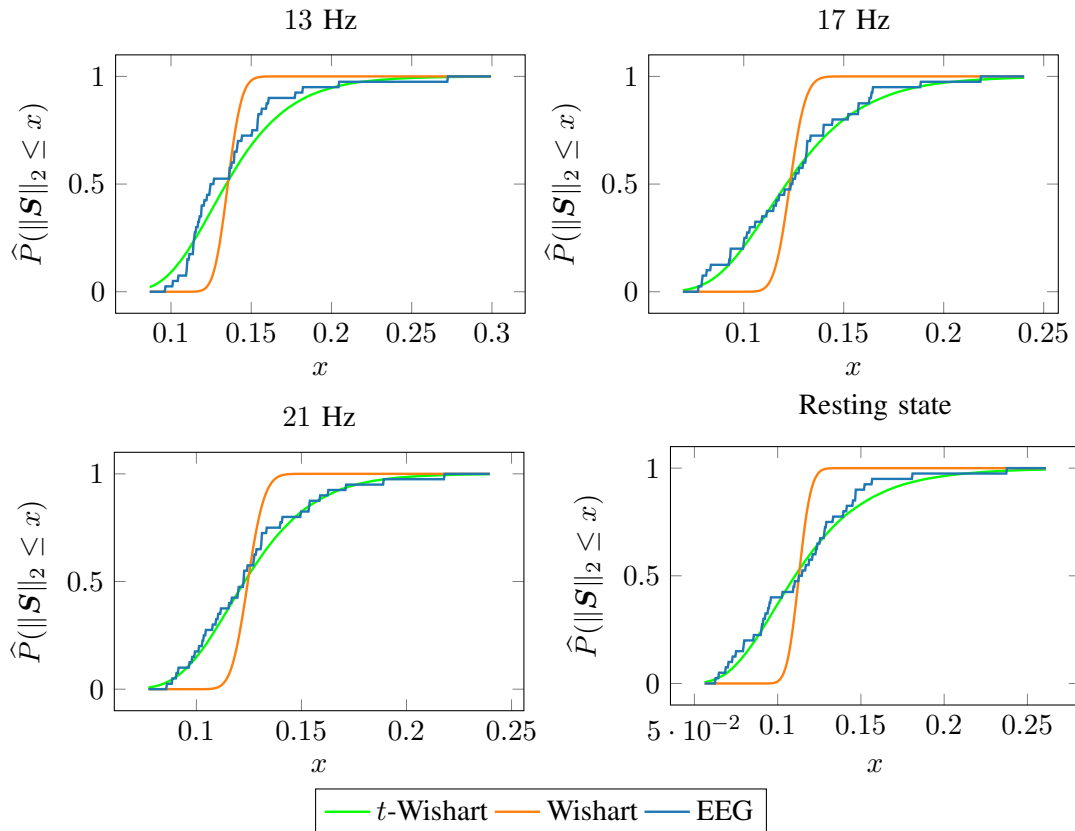


Fig. 4. Empirical CDF of the ℓ_2 -norms of the covariance matrices extracted from EEG signals along with the CDF of the ℓ_2 -norm of Wishart matrix and the CDF of the ℓ_2 -norm of t -Wishart matrix, obtained as the empirical CDFs of a large number (10^5) of ℓ_2 -norms of generated samples from Wishart $\mathcal{W}(n, \Sigma_{\mathcal{W}}^{(z)})$ and t -Wishart $t\mathcal{W}(n, \Sigma_{t\mathcal{W}}^{(z)}, \nu^{(z)})$ respectively.

TABLE VIII

P-VALUES OF THE TWO-SAMPLE KOLMOGOROV-SMIRNOV TESTS ON NORMS OF THE THIRD POWER.

	13 Hz	17 Hz	21 Hz	Resting
Wishart	10^{-6}	9.10^{-5}	10^{-4}	10^{-6}
t -Wishart	0.4076	0.4819	0.9786	0.8852

TABLE IX

P-VALUES OF THE TWO-SAMPLE KOLMOGOROV-SMIRNOV TESTS ON $-\log_{10}$ -DETERMINANTS

	13 Hz	17 Hz	21 Hz	Resting
Wishart	10^{-15}	10^{-10}	10^{-11}	9.10^{-10}
t -Wishart	0.0231	0.3301	0.1997	0.1255

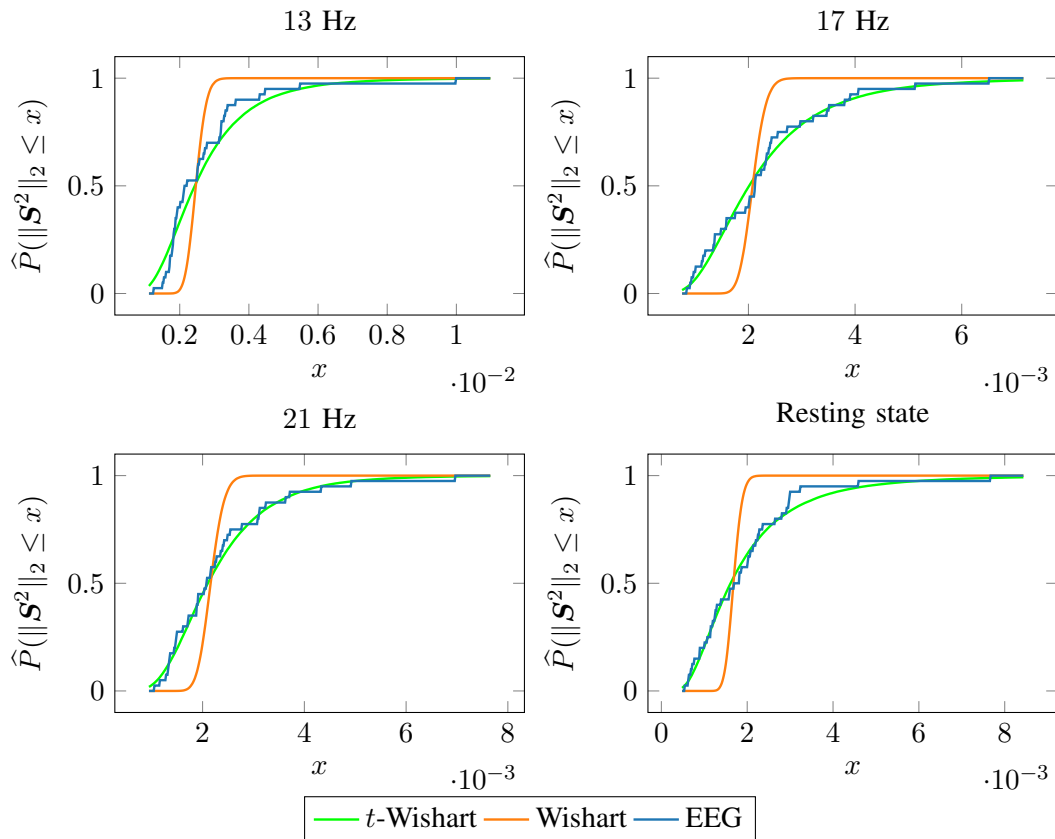


Fig. 5. Empirical CDF of the ℓ_2 -norms of the squared covariance matrices extracted from EEG signals along with the CDF of the ℓ_2 -norm of the squared Wishart matrix and the CDF of the ℓ_2 -norm of the squared t -Wishart matrix, obtained as the empirical CDFs of a large number (10^5) of ℓ_2 -norms of the squared covariance matrices of generated samples from Wishart $\mathcal{W}(n, \Sigma_{\mathcal{W}}^{(z)})$ and t -Wishart $t\text{-}\mathcal{W}(n, \Sigma_{t\text{-}\mathcal{W}}^{(z)}, \nu^{(z)})$ respectively.

Elliptical Wishart and Inverse Elliptical Wishart random matrices. Finally, fitting experiments on real EEG data show the practical interest of such elliptical extensions.

This work yields several perspectives. In particular, the study of the asymptotic behavior of Elliptical Wishart and Inverse Elliptical Wishart random matrices is still missing. Furthermore, the use of these distributions in practice is still very limited. In particular, the maximum likelihood estimator of the Inverse Elliptical Wishart remain unknown. Leveraging these distributions in applications such as Bayesian learning should also be investigated.

ACKNOWLEDGMENTS

This work is partially supported by a public grant overseen by the French National Research Agency (ANR) through the program UDOPIA, a project funded by the ANR-20-THIA-0013-01. This research was

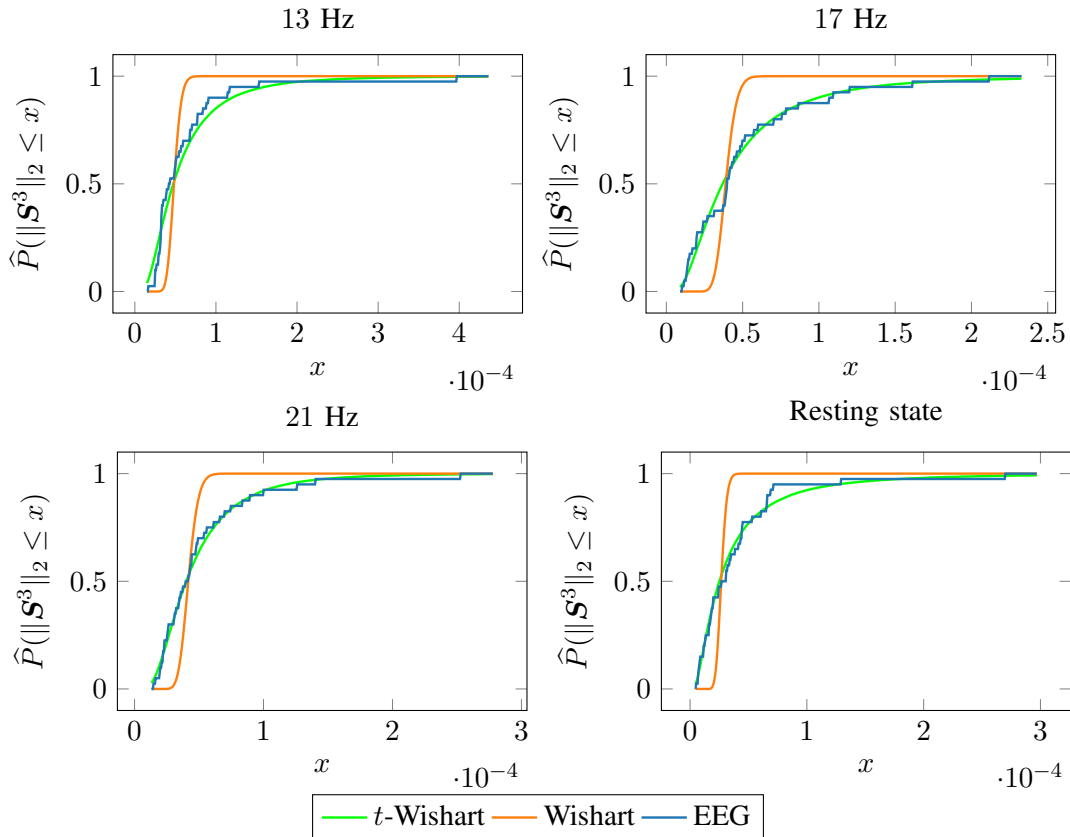


Fig. 6. Empirical CDF of the ℓ_2 -norms of the 3-rd power of covariance matrices extracted from EEG signals along with the CDF of the ℓ_2 -norm of the 3-rd power of Wishart matrix and the CDF of the ℓ_2 -norm of the 3-rd power of t -Wishart matrix, obtained as the empirical CDFs of a large number (10^5) of ℓ_2 -norms of the 3-rd power of covariance matrices of generated samples from Wishart $\mathcal{W}(n, \Sigma_{\mathcal{W}}^{(z)})$ and t -Wishart $t\text{-}\mathcal{W}(n, \Sigma_{t\text{-}\mathcal{W}}^{(z)}, \nu^{(z)})$ respectively.

also supported by DATAIA Convergence Institute as part of the “Programme d’Investissement d’Avenir”, (ANR-17-CONV-0003) operated by laboratoire des Signaux et Systèmes.

REFERENCES

- [1] A. Barachant, S. Bonnet, M. Congedo, and C. Jutten, “Multiclass brain–computer interface classification by riemannian geometry,” *IEEE Transactions on Biomedical Engineering*, vol. 59, no. 4, pp. 920–928, 2011.
- [2] E. K. Kalunga, S. Chevallier, Q. Barthélemy, K. Djouani, E. Monacelli, and Y. Hamam, “Online SSVEP-based BCI using Riemannian geometry,” *Neurocomputing*, vol. 191, pp. 55–68, 2016.
- [3] F. Pascal, P. Forster, J.-P. Ovarlez, and P. Larzabal, “Performance analysis of covariance matrix estimates in impulsive noise,” *IEEE Transactions on signal processing*, vol. 56, no. 6, pp. 2206–2217, 2008.
- [4] J. Portilla, V. Strela, M. J. Wainwright, and E. P. Simoncelli, “Image denoising using scale mixtures of gaussians in the wavelet domain,” *IEEE Transactions on Image processing*, vol. 12, no. 11, pp. 1338–1351, 2003.

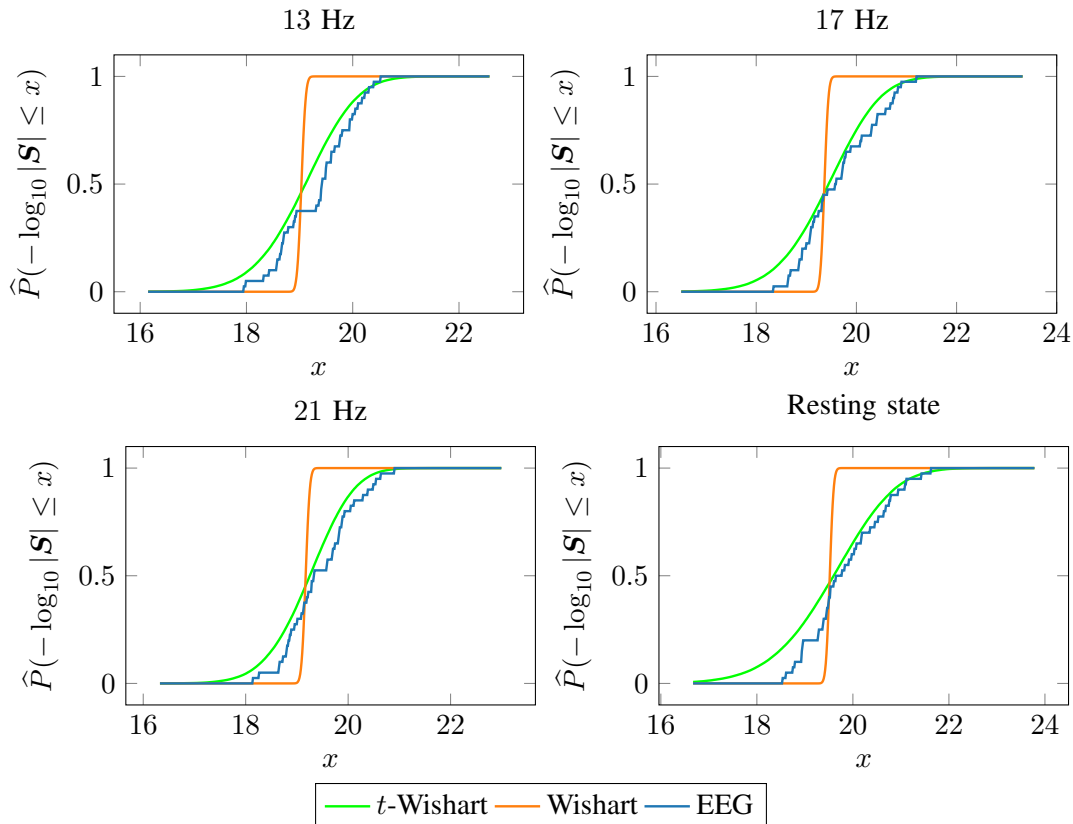


Fig. 7. Empirical CDF of the $-\log_{10}$ -determinants of the covariance matrices extracted from EEG signals along with the CDF of the $-\log_{10}$ -determinant of Wishart matrix and the CDF of the $-\log_{10}$ -determinant of t -Wishart matrix, obtained as the empirical CDFs of a large number (10^5) of $-\log_{10}$ -determinants of generated samples from Wishart $\mathcal{W}(n, \Sigma_{\mathcal{W}}^{(z)})$ and t -Wishart $t\text{-}\mathcal{W}(n, \Sigma_{t\text{-}\mathcal{W}}^{(z)}, \nu^{(z)})$ respectively.

- [5] R. K. Mallik, “The pseudo-wishart distribution and its application to mimo systems,” *IEEE Transactions on Information Theory*, vol. 49, no. 10, pp. 2761–2769, 2003.
- [6] F. J. Lopez-Martinez, E. Martos-Naya, J. F. Paris, and A. Goldsmith, “Eigenvalue dynamics of a central Wishart matrix with application to MIMO systems,” *IEEE Transactions on Information Theory*, vol. 61, no. 5, pp. 2693–2707, 2015.
- [7] J. T. Ferreira, A. Bekker, and M. Arashi, “Advances in Wishart-type modelling of channel capacity,” *REVSTAT-Statistical Journal*, vol. 18, no. 3, pp. 237–255, 2020.
- [8] M. Mahot, F. Pascal, P. Forster, and J.-P. Ovarlez, “Asymptotic properties of robust complex covariance matrix estimates,” *IEEE Transactions on Signal Processing*, vol. 61, no. 13, pp. 3348–3356, 2013.
- [9] J. Prendes, M. Chabert, F. Pascal, A. Giros, and J.-Y. Tournet, “Change detection for optical and radar images using a bayesian nonparametric model coupled with a markov random field,” in *2015 IEEE International Conference on Acoustics, Speech and Signal Processing (ICASSP)*. IEEE, 2015, pp. 1513–1517.
- [10] A. Mian, G. Ginolhac, F. Bouchard, and A. Breloy, “Online change detection in sar time-series with kronecker product structured scaled gaussian models,” *Signal Processing*, vol. 224, p. 109589, 2024.
- [11] D.-T. Pham and J.-F. Cardoso, “Blind separation of instantaneous mixtures of nonstationary sources,” *IEEE Transactions*

- on signal processing*, vol. 49, no. 9, pp. 1837–1848, 2001.
- [12] F. Bouchard, J. Malick, and M. Congedo, “Riemannian optimization and approximate joint diagonalization for blind source separation,” *IEEE Transactions on Signal Processing*, vol. 66, no. 8, pp. 2041–2054, 2018.
- [13] I. T. Jolliffe and J. Cadima, “Principal component analysis: a review and recent developments,” *Philosophical transactions of the royal society A: Mathematical, Physical and Engineering Sciences*, vol. 374, no. 2065, p. 20150202, 2016.
- [14] A. Collas, F. Bouchard, A. Breloy, G. Ginolhac, C. Ren, and J.-P. Ovarlez, “Probabilistic pca from heteroscedastic signals: geometric framework and application to clustering,” *IEEE Transactions on Signal Processing*, vol. 69, pp. 6546–6560, 2021.
- [15] J. Friedman, T. Hastie, and R. Tibshirani, “Sparse inverse covariance estimation with the graphical lasso,” *Biostatistics*, vol. 9, no. 3, pp. 432–441, 2008.
- [16] A. Hippert-Ferrer, F. Bouchard, A. Mian, T. Vayer, and A. Breloy, “Learning graphical factor models with riemannian optimization,” in *Joint European Conference on Machine Learning and Knowledge Discovery in Databases*. Springer, 2023, pp. 349–366.
- [17] S. Bidon, O. Besson, and J.-Y. Tournet, “A bayesian approach to adaptive detection in nonhomogeneous environments,” *IEEE Transactions on Signal Processing*, vol. 56, no. 1, pp. 205–217, 2007.
- [18] C. Heaukulani and M. van der Wilk, “Scalable bayesian dynamic covariance modeling with variational wishart and inverse wishart processes,” *Advances in Neural Information Processing Systems*, vol. 32, 2019.
- [19] S. Said, L. Bombrun, Y. Berthoumieu, and J. H. Manton, “Riemannian gaussian distributions on the space of symmetric positive definite matrices,” *IEEE Transactions on Information Theory*, vol. 63, no. 4, pp. 2153–2170, 2017.
- [20] I. Ayadi, F. Bouchard, and F. Pascal, “*t*-WDA: A novel Discriminant Analysis applied to EEG classification,” in *2023 31st European Signal Processing Conference (EUSIPCO)*. IEEE, 2023, pp. 1793–1797.
- [21] C. Teng, H. Fang, and W. Deng, “The generalized noncentral Wishart distribution,” in *J. of Mathematical Research and Exposition*, vol. 9, 1989, pp. 479–488.
- [22] M. Bilodeau and D. Brenner, *Theory of multivariate statistics*. Springer Science & Business Media, 1999.
- [23] A. K. Gupta and D. K. Nagar, *Matrix variate distributions*. Chapman and Hall/CRC, 2018.
- [24] M. Chiani, “On the probability that all eigenvalues of gaussian, wishart, and double wishart random matrices lie within an interval,” *IEEE Transactions on Information Theory*, vol. 63, no. 7, pp. 4521–4531, 2017.
- [25] T. W. Anderson, “The non-central Wishart distribution and certain problems of multivariate statistics,” *The Annals of Mathematical Statistics*, pp. 409–431, 1946.
- [26] C. S. Wong and T. Wang, “Laplace-Wishart distributions and Cochran theorems,” *Sankhyā: The Indian Journal of Statistics, Series A*, pp. 342–359, 1995.
- [27] A. Roverato, “Hyper inverse Wishart distribution for non-decomposable graphs and its application to Bayesian inference for Gaussian graphical models,” *Scandinavian Journal of Statistics*, vol. 29, no. 3, pp. 391–411, 2002.
- [28] J. A. Díaz-García and R. Gutiérrez-Jáimez, “Distribution of the generalised inverse of a random matrix and its applications,” *Journal of statistical planning and inference*, vol. 136, no. 1, pp. 183–192, 2006.
- [29] B. C. Sutradhar and M. M. Ali, “A generalization of the Wishart distribution for the elliptical model and its moments for the multivariate t model,” *Journal of Multivariate Analysis*, vol. 29, no. 1, pp. 155–162, 1989.
- [30] T. W. Anderson, *An introduction to multivariate statistical analysis*. Wiley New York, 1958, vol. 2.
- [31] A. Bekker, M. Arashi, and J. Van Niekerk, “Wishart generator distribution,” *arXiv preprint arXiv:1502.07300*, 2015.
- [32] F. J. Caro-Lopera, G. G. Farías, and N. Balakrishnan, “Matrix-variate distribution theory under elliptical models-4: Joint

- distribution of latent roots of covariance matrix and the largest and smallest latent roots,” *Journal of Multivariate Analysis*, vol. 145, pp. 224–235, 2016.
- [33] I. Ayadi, F. Bouchard, and F. Pascal, “Elliptical Wishart distribution: maximum likelihood estimator from information geometry,” *International Conference on Acoustics, Speech and Signal Processing (ICASSP)*, 2023.
- [34] S. A. Sultan and D. S. Tracy, “Moments of Wishart distribution,” *Stochastic analysis and applications*, vol. 14, no. 2, pp. 237s–243, 1996.
- [35] T. Kollo and D. von Rosen, *Advanced multivariate statistics with matrices*. Springer Dordrecht, 2005.
- [36] D. Von Rosen, “Moments for the inverted Wishart distribution,” *Scandinavian Journal of Statistics*, pp. 97–109, 1988.
- [37] H. Neudecker, “On two matrix derivatives by kollo and von rosen,” *SORT-Statistics and Operations Research Transactions*, pp. 153–163, 2003.
- [38] H. Neudecker and T. Wansbeek, “Some results on commutation matrices, with statistical applications,” *Canadian Journal of Statistics*, vol. 11, no. 3, pp. 221–231, 1983.
- [39] E. Ollila, D. E. Tyler, V. Koivunen, and H. V. Poor, “Complex elliptically symmetric distributions: Survey, new results and applications,” *IEEE Transactions on signal processing*, vol. 60, no. 11, pp. 5597–5625, 2012.
- [40] A. K. Gupta and T. Varga, *Elliptically contoured models in statistics*. Springer Science & Business Media, 2012, vol. 240.
- [41] D. Maiwald and D. Kraus, “Calculation of moments of complex Wishart and complex inverse Wishart distributed matrices,” *IEE Proceedings-Radar, Sonar and Navigation*, vol. 147, no. 4, pp. 162–168, 2000.
- [42] Y. Numata and S. Kuriki, “On formulas for moments of the Wishart distributions as weighted generating functions of matchings,” *Discrete Mathematics & Theoretical Computer Science*, no. Proceedings, 2010.
- [43] I.-L. Lu and D. S. P. Richards, “Macmahon’s master theorem, representation theory, and moments of Wishart distributions,” *Advances in Applied Mathematics*, vol. 27, no. 2-3, pp. 531–547, 2001.
- [44] G. Letac and H. Massam, “All invariant moments of the Wishart distribution,” *Scandinavian Journal of Statistics*, vol. 31, no. 2, pp. 295–318, 2004.
- [45] A. N. Bishop, P. Del Moral, A. Niclas *et al.*, “An introduction to Wishart matrix moments,” *Foundations and Trends® in Machine Learning*, vol. 11, no. 2, pp. 97–218, 2018.
- [46] C. A. Percíncula, L. Forzani, and R. Toledano, “Invariant moments of the Wishart distribution: A sage package and website implementation,” *journal of statistical software*, 3 2022.
- [47] P. Graczyk and L. Vostrikova, “The moments of Wishart processes via itô calculus,” *Theory of Probability & Its Applications*, vol. 51, no. 4, pp. 609–625, 2007.
- [48] G. Hillier and R. Kan, “Moments of a Wishart matrix,” *Journal of Quantitative Economics*, vol. 19, pp. 141–162, 2021.
- [49] D. K. Nagar, A. Roldán-Correa, and S. Nadarajah, “Expected values of scalar-valued functions of a complex Wishart matrix,” *Mathematics*, vol. 11, no. 9, p. 2162, 2023.
- [50] R. J. Muirhead, *Aspects of multivariate statistical theory*. John Wiley & Sons, 2009.
- [51] C. Khatri, “On certain distribution problems based on positive definite quadratic functions in normal vectors,” *The Annals of Mathematical Statistics*, pp. 468–479, 1966.
- [52] D. Von Rosen, “On moments of the inverted Wishart distribution,” *Statistics: A Journal of Theoretical and Applied Statistics*, vol. 30, no. 3, pp. 259–278, 1997.
- [53] G. Hillier and R. Kan, “Properties of the inverse of a noncentral Wishart matrix,” *Econometric Theory*, vol. 38, no. 6, pp. 1092–1116, 2022.

- [54] R. Kan and G. Hillier, “On the expectations of equivariant matrix-valued functions of Wishart and inverse Wishart matrices,” *Available at SSRN 4096101*, 2022.
- [55] J. A. Di, R. Gutiérrez-Jáimez *et al.*, “On Wishart distribution: some extensions,” *Linear Algebra and its Applications*, vol. 435, no. 6, pp. 1296–1310, 2011.
- [56] K.-T. Fang and Y.-T. Zhang, *Generalized multivariate analysis*. Science Press and Springer-Verlag, 1990.
- [57] S. Cambanis, S. Huang, and G. Simons, “On the theory of elliptically contoured distributions,” *Journal of Multivariate Analysis*, vol. 11, no. 3, pp. 368–385, 1981.
- [58] A. Taylor, P. Forster, F. Daout, H. M. Oriot, and L. Savy, “A generalization of the fixed point estimate for packet-scaled complex covariance matrix estimation,” *IEEE Transactions on Signal Processing*, vol. 65, no. 20, pp. 5393–5405, 2017.
- [59] M. K. Simon, *Probability distributions involving Gaussian random variables: A handbook for engineers and scientists*. Springer, 2002.
- [60] F. J. Caro Lopera, “Noncentral elliptical configuration density,” Ph.D. dissertation, Center for Mathematical Research. CIMAT, A.C., 2008.
- [61] K. I. Gross and D. S. P. Richards, “Special functions of matrix argument. i. algebraic induction, zonal polynomials, and hypergeometric functions,” *Transactions of the American Mathematical Society*, vol. 301, no. 2, pp. 781–811, 1987.
- [62] S. Kotz, “Multivariate distributions at a cross road,” in *A Modern Course on Statistical Distributions in Scientific Work: Volume 1—Models and Structures Proceedings of the NATO Advanced Study Institute held at the University of Calgary, Calgary, Alberta, Canada July 29–August 10, 1974*. Springer, 1975, pp. 247–270.
- [63] P. Patnaik, “The non-central χ^2 - and F-distribution and their applications,” *Biometrika*, vol. 36, no. 1/2, pp. 202–232, 1949.
- [64] J. Lindsey, “Multivariate elliptically contoured distributions for repeated measurements,” *Biometrics*, vol. 55, no. 4, pp. 1277–1280, 1999.
- [65] H. C. Thom, “A note on the Gamma distribution,” *Monthly weather review*, vol. 86, no. 4, pp. 117–122, 1958.
- [66] E. W. Stacy, “A generalization of the Gamma distribution,” *The Annals of mathematical statistics*, pp. 1187–1192, 1962.
- [67] M. S. Bartlett, “Xx.—on the theory of statistical regression,” *Proceedings of the Royal Society of Edinburgh*, vol. 53, pp. 260–283, 1934.
- [68] B. Aristimunha, I. Carrara, P. Guetschel, S. Sedlar, P. Rodrigues, J. Sosulski, D. Narayanan, E. Bjareholt, Q. Barthelemy, R. T. Schirrmester, E. Kalunga, L. Darmet, G. Cattani, A. Abdul Hussain, R. Gatti, V. Goncharenko, J. Thielen, T. Moreau, Y. Roy, V. Jayaram, A. Barachant, and S. Chevallier, “Mother of all BCI Benchmarks,” 2023. [Online]. Available: <https://github.com/NeuroTechX/moabb>

APPENDIX

PROOF OF PROPOSITION 5

The Kronecker moment of $\mathbf{S} \sim \mathcal{W}(n, \Sigma)$ of arbitrary order k exists thanks to the dominated convergence theorem. In fact, for $1 \leq i, j \leq p^k$, $|(\otimes^k \mathbf{S})_{ij}| \leq \|\mathbf{S}\|_2^k \leq Q^k \|\Sigma\|_2^k$ and $E[Q^k] = 2^k \frac{\Gamma(\frac{np}{2} + k)}{\Gamma(\frac{np}{2})} < \infty$.

Let $f_{\mathbf{S}}$ denote the probability density function of the Wishart distribution $\mathcal{W}(n, \Sigma)$. Using the fact that

$\frac{\partial f_{\mathbf{S}}(\mathbf{S})}{\partial \Sigma^{-1}} = \left(\frac{n}{2}\Sigma - \frac{1}{2}\mathbf{S}\right) f_{\mathbf{S}}(\mathbf{S})$, we get:

$$\begin{aligned} \frac{\partial E[\otimes^k \mathbf{S}]}{\partial \Sigma^{-1}} &= \int_{\mathcal{S}_p^{++}} \frac{\partial}{\partial \Sigma^{-1}} \left((\otimes^k \mathbf{S}) \otimes f_{\mathbf{S}}(\mathbf{S}) \right) d\mathbf{S} = \int_{\mathcal{S}_p^{++}} (\otimes^k \mathbf{S}) \otimes \frac{\partial f_{\mathbf{S}}(\mathbf{S})}{\partial \Sigma^{-1}} d\mathbf{S} \\ &= \frac{n}{2} \int_{\mathcal{S}_p^{++}} (\otimes^k \mathbf{S}) \otimes \Sigma f_{\mathbf{S}}(\mathbf{S}) d\mathbf{S} - \frac{1}{2} \int_{\mathcal{S}_p^{++}} (\otimes^{k+1} \mathbf{S}) f_{\mathbf{S}}(\mathbf{S}) d\mathbf{S} \\ &= \frac{n}{2} E(\otimes^k \mathbf{S}) \otimes \Sigma - \frac{1}{2} E[\otimes^{k+1} \mathbf{S}] \end{aligned} \quad (47)$$

where $d\mathbf{S} = \prod_{i \leq j} d\mathbf{S}_{ij}$ and the first equality results from the differentiation under the integral. This leads to the recursion in Equation (31). Since $\otimes^{k+1} \mathbf{S} = \mathbf{S} \otimes (\otimes^k \mathbf{S})$, then, by applying the formula of the derivative of a Kronecker product:

$$\frac{\partial \otimes^{k+1} \mathbf{S}}{\partial \Sigma^{-1}} = \mathbf{S} \otimes \frac{\partial \otimes^k \mathbf{S}}{\partial \Sigma^{-1}} + (\mathbf{K}_{p,p^k} \otimes \mathbf{I}_p) \left(\otimes^k \mathbf{S} \otimes \frac{\partial \mathbf{S}}{\partial \Sigma^{-1}} \right) (\mathbf{K}_{p,p} \otimes \mathbf{I}_p) \quad (48)$$

Accordingly, with a simple recursion, it can be shown that:

$$\frac{\partial \otimes^k \mathbf{S}}{\partial \Sigma^{-1}} = \sum_{l=0}^{k-1} (\mathbf{I}_{p^l} \otimes \mathbf{K}_{p,p^{k-1-l}} \otimes \mathbf{I}_p) \left(\otimes^{k-1} \mathbf{S} \otimes \frac{\partial \mathbf{S}}{\partial \Sigma^{-1}} \right) (\mathbf{I}_{p^l} \otimes \mathbf{K}_{p^{k-1-l},p} \otimes \mathbf{I}_p),$$

and thus:

$$\text{vec} \left(\frac{\partial \otimes^k \mathbf{S}}{\partial \Sigma^{-1}} \right) = \left[\sum_{l=0}^{k-1} (\mathbf{H}_{(k,l)} \otimes \mathbf{H}_{(k,l)}) \right] (\mathbf{I}_{p^{k-1}} \otimes \mathbf{K}_{p^2,p^{k-1}} \otimes \mathbf{I}_{p^2}) \left\{ \text{vec} \left(\otimes^{k-1} \mathbf{S} \right) \otimes \text{vec} \left(\frac{\partial \mathbf{S}}{\partial \Sigma^{-1}} \right) \right\}. \quad (49)$$

Now, let us compute $\text{vec} \left(\frac{\partial \mathbf{S}}{\partial \Sigma^{-1}} \right)$. For this, we write $\mathbf{S} \stackrel{d}{=} \Sigma^{1/2} \mathbf{R} \Sigma^{1/2}$ where \mathbf{R} does not depend on Σ . Therefore,

$$\frac{\partial \mathbf{S}}{\partial \Sigma^{-1}} = \frac{\partial \Sigma^{1/2}}{\partial \Sigma^{-1}} (\mathbf{I}_p \otimes \mathbf{R} \Sigma^{1/2}) + (\mathbf{I}_p \otimes \Sigma^{1/2}) \frac{\partial \mathbf{R} \Sigma^{1/2}}{\partial \Sigma^{-1}}, \text{ and,} \quad (50)$$

$$\frac{\partial \mathbf{R} \Sigma^{1/2}}{\partial \Sigma^{-1}} = (\mathbf{I}_p \otimes \mathbf{R}) \frac{\partial \Sigma^{1/2}}{\partial \Sigma^{-1}}. \quad (51)$$

So,

$$\begin{aligned} \text{vec} \left(\frac{\partial \mathbf{S}}{\partial \Sigma^{-1}} \right) &= \text{vec} \left(\frac{\partial \Sigma^{1/2}}{\partial \Sigma^{-1}} (\mathbf{I}_p \otimes \mathbf{R} \Sigma^{1/2}) + (\mathbf{I}_p \otimes \Sigma^{1/2}) (\mathbf{I}_p \otimes \mathbf{R}) \frac{\partial \Sigma^{1/2}}{\partial \Sigma^{-1}} \right) \\ &= \text{vec} \left(\frac{\partial \Sigma^{1/2}}{\partial \Sigma^{-1}} (\mathbf{I}_p \otimes \mathbf{R} \Sigma^{1/2}) + (\mathbf{I}_p \otimes \Sigma^{1/2} \mathbf{R}) \frac{\partial \Sigma^{1/2}}{\partial \Sigma^{-1}} \right) \\ &= (\mathbf{I}_{p^2} \otimes \mathbf{I}_p \otimes \Sigma^{1/2} \mathbf{R} + \mathbf{I}_p \otimes \Sigma^{1/2} \mathbf{R} \otimes \mathbf{I}_{p^2}) \text{vec} \left(\frac{\partial \Sigma^{1/2}}{\partial \Sigma^{-1}} \right). \end{aligned} \quad (52)$$

Let us compute $\text{vec}\left(\frac{\partial \Sigma^{1/2}}{\partial \Sigma^{-1}}\right)$:

$$\begin{aligned}
(i) \quad & \Sigma^{1/2} \cdot \Sigma^{1/2} \cdot \Sigma^{-1} = \mathbf{I}_p, \\
(ii) \quad & d\Sigma^{1/2} \cdot \Sigma^{-1/2} + \Sigma^{1/2} \cdot d\Sigma^{1/2} \cdot \Sigma^{-1} + \Sigma \cdot d\Sigma^{-1} = 0, \\
(iii) \quad & \Sigma^{-1} \cdot d\Sigma^{1/2} \cdot \Sigma^{-1/2} + \Sigma^{-1/2} \cdot d\Sigma^{1/2} \cdot \Sigma^{-1} = -d\Sigma^{-1}, \\
(iv) \quad & \left(\Sigma^{-1/2} \otimes \Sigma^{-1} + \Sigma^{-1} \otimes \Sigma^{-1/2}\right) \text{vec}(d\Sigma^{1/2}) = -\text{vec}(d\Sigma^{-1}), \\
(iv) \quad & \left(\Sigma^{-1/2} \otimes \Sigma^{-1} + \Sigma^{-1} \otimes \Sigma^{-1/2}\right) \text{vec}(d\Sigma^{1/2}) = -\text{vec}(d\Sigma^{-1}), \\
(v) \quad & d\text{vec}(\Sigma^{1/2}) = -\left[\Sigma^{-1/2} \otimes \Sigma^{-1} + \Sigma^{-1} \otimes \Sigma^{-1/2}\right]^{-1} d\text{vec}(\Sigma^{-1}),
\end{aligned}$$

where (ii) is obtained by differentiating (i); (iii) results from the multiplication of (ii) by Σ^{-1} ; vectorizing (iii) leads to (iv) using $\text{vec}(\mathbf{ABC}) = (\mathbf{C}^\top \otimes \mathbf{A}) \text{vec}(\mathbf{B})$ and finally, since vec is linear, we have $\text{vec}(d\cdot) = d\text{vec}(\cdot)$, which leads to (v). Therefore,

$$\begin{aligned}
\frac{\partial \text{vec}(\Sigma^{1/2})}{\partial \text{vec}(\Sigma^{-1})^\top} &= -\frac{1}{4}(\mathbf{I}_{p^2} + \mathbf{K}_{pp}) \left(\Sigma^{-1/2} \otimes \Sigma^{-1} + \Sigma^{-1} \otimes \Sigma^{-1/2}\right)^{-1} (\mathbf{I}_{p^2} + \mathbf{K}_{pp}) \\
&= -\frac{1}{2}(\mathbf{I}_{p^2} + \mathbf{K}_{pp})(\Sigma^{-1} \oplus \Sigma^{-1/2})^{-1},
\end{aligned}$$

with the notation $\mathbf{A} \oplus \mathbf{B} = \mathbf{A} \otimes \mathbf{B} + \mathbf{B} \otimes \mathbf{A}$. Finally, using the fact that:

$$\text{vec}\left(\frac{\partial \mathbf{Y}}{\partial \mathbf{X}}\right) = (\mathbf{K}_{pp} \otimes \mathbf{K}_{pp})(\mathbf{I}_p \otimes \mathbf{K}_{pp} \otimes \mathbf{I}_p) \text{vec}\left(\frac{\partial \text{vec}(\mathbf{Y})}{\partial \text{vec}(\mathbf{X})^\top}\right),$$

we get:

$$\text{vec}\left(\frac{\partial \Sigma^{1/2}}{\partial \Sigma^{-1}}\right) = -(\mathbf{K}_{pp} \otimes \mathbf{K}_{pp})(\mathbf{I}_p \otimes \mathbf{K}_{pp} \otimes \mathbf{I}_p) \text{vec}\left(\frac{1}{2}(\mathbf{I}_{p^2} + \mathbf{K}_{pp})(\Sigma^{-1} \oplus \Sigma^{-1/2})^{-1}\right). \quad (53)$$

By injecting Equation (53) into Equation (49) and using some matrix manipulations, we have:

$$\begin{aligned}
\text{vec}\left(\frac{\partial \mathbf{S}}{\partial \Sigma^{-1}}\right) &= -\frac{1}{2} [(\mathbf{K}_{pp} \otimes \mathbf{K}_{pp})(\mathbf{I}_p \otimes \mathbf{K}_{pp} \otimes \mathbf{I}_p) + \mathbf{I}_{p^4}] \\
&\quad \left[\mathbf{K}_{pp} \otimes \left((\mathbf{I}_{p^2} + \mathbf{K}_{pp})(\mathbf{I}_{p^2} + \Sigma^{1/2} \otimes \Sigma^{-1/2})^{-1} \mathbf{K}_{pp}\right)\right] \text{vec}(\mathbf{S} \otimes \Sigma) \quad (54)
\end{aligned}$$

Thus,

$$\text{vec}(\otimes^{k-1} \mathbf{S}) \otimes \text{vec}\left(\frac{\partial \mathbf{S}}{\partial \Sigma^{-1}}\right) = -\frac{1}{2} (\mathbf{I}_{p^{2k-2}} \otimes \mathbf{G}_\Sigma) \left\{ \text{vec}(\otimes^{k-1} \mathbf{S}) \otimes \text{vec}(\mathbf{S} \otimes \Sigma) \right\}. \quad (55)$$

where

$$\mathbf{G}_\Sigma = [(\mathbf{K}_{pp} \otimes \mathbf{K}_{pp})(\mathbf{I}_p \otimes \mathbf{K}_{pp} \otimes \mathbf{I}_p) + \mathbf{I}_{p^4}] \left[\mathbf{K}_{pp} \otimes \left((\mathbf{I}_{p^2} + \mathbf{K}_{pp})(\mathbf{I}_{p^2} + \Sigma^{1/2} \otimes \Sigma^{-1/2})^{-1} \mathbf{K}_{pp}\right)\right],$$

which belongs to $\mathbb{R}^{p^4 \times p^4}$. Moreover,

$$\begin{aligned}
\text{vec}(\otimes^{k-1} \mathbf{S}) \otimes \text{vec}(\mathbf{S} \otimes \Sigma) &= (\mathbf{I}_{p^{k-1}} \otimes \mathbf{K}_{p^{k-1}, p^2} \otimes \mathbf{I}_{p^2}) \text{vec}((\otimes^k \mathbf{S}) \otimes \Sigma) \\
&= (\mathbf{I}_{p^{k-1}} \otimes \mathbf{K}_{p^{k-1}, p^2} \otimes \mathbf{I}_{p^2})(\mathbf{I}_{p^k} \otimes \mathbf{K}_{p, p^k} \otimes \mathbf{I}_p) \left\{ \text{vec}(\otimes^k \mathbf{S}) \otimes \text{vec}(\Sigma) \right\} \quad (56)
\end{aligned}$$

Combining Equation (49), Equation (56) and Equation (55):

$$\text{vec} \left(\frac{\partial E[\otimes^k \mathbf{S}]}{\partial \boldsymbol{\Sigma}^{-1}} \right) = -\frac{1}{2} \mathbf{J}_{(k), \boldsymbol{\Sigma}} \{ \text{vec}(E[\otimes^k \mathbf{S}]) \otimes \text{vec}(\boldsymbol{\Sigma}) \} \quad (57)$$

where $\mathbf{J}_{(k), \boldsymbol{\Sigma}} = \left[\sum_{l=0}^{k-1} (\mathbf{H}_{(k,l)} \otimes \mathbf{H}_{(k,l)}) \right] (\mathbf{I}_{p^{k-1}} \otimes \mathbf{K}_{p^2, p^{k-1}} \otimes \mathbf{I}_{p^2}) (\mathbf{I}_{p^{2k-2}} \otimes \mathbf{G}_{\boldsymbol{\Sigma}}) (\mathbf{I}_{p^{k-1}} \otimes \mathbf{K}_{p^{k-1}, p^2} \otimes \mathbf{I}_{p^2}) (\mathbf{I}_{p^k} \otimes \mathbf{K}_{p, p^k} \otimes \mathbf{I}_p)$. By injecting Equation (57) in the recursive equation (31),

$$\text{vec}(E[\otimes^{k+1} \mathbf{S}]) = [n(\mathbf{I}_{p^k} \otimes \mathbf{K}_{p, p^k} \otimes \mathbf{I}_p) + \mathbf{J}_{(k), \boldsymbol{\Sigma}}] \mathbf{K}_{p^{2k}, p^2} \left\{ \text{vec}(\boldsymbol{\Sigma}) \otimes \text{vec}(E[\otimes^k \mathbf{S}]) \right\},$$

Let $\mathbf{M}_{(k), \boldsymbol{\Sigma}} = [n(\mathbf{I}_{p^k} \otimes \mathbf{K}_{p, p^k} \otimes \mathbf{I}_p) + \mathbf{J}_{(k), \boldsymbol{\Sigma}}] \mathbf{K}_{p^{2k}, p^2}$. Hence, using the fact that $E[\mathbf{S}] = n\boldsymbol{\Sigma}$,

$$\text{vec}(E[\otimes^k \mathbf{S}]) = \prod_{l=0}^{k-1} [\mathbf{I}_{p^{2l}} \otimes \mathbf{M}_{(k-1-l), \boldsymbol{\Sigma}}] \left\{ \otimes^k \text{vec}(\boldsymbol{\Sigma}) \right\}. \quad (58)$$

Notice that the resulting formula derives explicitly and non-recursively the k^{th} Kronecker moment for $\mathbf{S} \sim \mathcal{W}(n, \boldsymbol{\Sigma})$. However, the expression of $\mathbf{J}_{(k), \boldsymbol{\Sigma}}$ depends on $\boldsymbol{\Sigma}$, which is not an elegant way to compute arbitrary orders. To overcome this issue, we use the invariance of the Wishart distribution. In fact, $\mathbf{R} = \boldsymbol{\Sigma}^{-1/2} \mathbf{S} \boldsymbol{\Sigma}^{-1/2} \sim \mathcal{W}(n, \mathbf{I}_p)$ and it can be shown with recursion that $\otimes^k (\boldsymbol{\Sigma}^{1/2} \mathbf{R} \boldsymbol{\Sigma}^{1/2}) = (\otimes^k \boldsymbol{\Sigma}^{1/2}) (\otimes^k \mathbf{R}) (\otimes^k \boldsymbol{\Sigma}^{1/2})$. Thus, it suffices to derive the Kronecker moments for $\boldsymbol{\Sigma} = \mathbf{I}_p$. Using Equation (58),

$$\text{vec}(E[\otimes^k \mathbf{R}]) = \prod_{l=0}^{k-1} [\mathbf{I}_{p^{2l}} \otimes \mathbf{M}_{(k-1-l)}] \left\{ \otimes^k \text{vec}(\mathbf{I}_p) \right\},$$

where $\mathbf{M}_{(k)} = \mathbf{M}_{(k), \mathbf{I}_p}$ and $\mathbf{G}_{\mathbf{I}_p} = \frac{1}{2} [(\mathbf{K}_{pp} \otimes \mathbf{K}_{pp}) (\mathbf{I}_p \otimes \mathbf{K}_{pp} \otimes \mathbf{I}_p) + \mathbf{I}_{p^4}] [\mathbf{K}_{pp} \otimes (\mathbf{I}_{p^2} + \mathbf{K}_{pp})]$.

Therefore,

$$\text{vec}(E[\otimes^k \mathbf{S}]) = \left(\otimes^{2k} \boldsymbol{\Sigma}^{1/2} \right) \prod_{l=0}^{k-1} [\mathbf{I}_{p^{2l}} \otimes \mathbf{M}_{(k-1-l)}] \left\{ \otimes^k \text{vec}(\mathbf{I}_p) \right\}. \quad (59)$$