

11/11/11
11/11/11
11/11

11/11/11
11/11/11

D

$Y(d)$

$M(d)$

D

11/11/11

M

¹ D

11/11/11

M

11/11/11

M

11/11/11

D

11/11/11

11/11/11

11/11/11

11/11/11

M

11/11/11

11/11/11

11/11/11

M

sharp null of full

mediation: 11/11/11

D

M

11/11/11

11/11/11

$Y(d, m)$

11/11/11

m

$Y(d, m)$

m

11/11/11

11/11/11

11/11/11

11/11/11

D

11/11/11

D

$Y(\cdot, \cdot)$

$M(\cdot)$

11/11/11

D

11/11/11

$M(d)$

d

11/11/11

more

11/11/11

11/11/11

11/11/11

11/11/11

11/11/11

11/11/11

11/11/11

D

11/11/11

M

D

M

11/11/11

11/11/11

11/11/11

D

11/11/11

11/11/11

11/11/11

11/11/11

11/11/11

11/11/11

11/11/11

11/11/11

11/11/11

¹One exception is “mechanism experiments” (Ludwig, Kling and Mullainathan, 2011), where the researcher explicitly randomizes an M of interest. Our focus is on settings where M is not randomized and potentially endogenous.

11.1.1

Let M be a Markov chain

with

state space

\mathcal{S}

and transition matrix

P .

Suppose

that M is

irreducible

and

aperiodic

with

stationary distribution π

and $\pi(M(0) = m_l) = \theta_{l,k}$

for $l, k \in \mathcal{S}$.

Let

$M(0) = m_l$ and $M(1) = m_k$.

Then

$\theta_{l,k} = 0$ if

$l \neq k$.

Suppose

that M is

reversible

with

stationary distribution π .

Let

$M(0) = m_l$

and

$M(1) = m_k$.

Let

$P(Y \in A, M = m_k | D = 1)$ and $P(Y \in A, M = m_k | D = 0)$

be

$P(Y \in A, M = m_l | D = 1)$ and $P(Y \in A, M = m_l | D = 0)$

and

$P(Y \in A, M = m_k | D = 1)$ and $P(Y \in A, M = m_k | D = 0)$

be

$P(Y \in A, M = m_k | D = 1)$ and $P(Y \in A, M = m_k | D = 0)$

and

$M = m_k$.

Suppose

that M is

reversible

with

stationary distribution π .

Let

$\theta_{l,k}$ be the stationary probability

of

$M = m_k$.

Suppose

that $\theta_{l,k} = 0$ if

$l \neq k$.

Let

$M(0) = m_l$

and

$M(1) = m_k$.

Let

$\nu_k =$

$P(Y(1, m_k) \neq Y(0, m_k) | M(1) = M(0) = m_k)$.

Then

$\nu_k =$

$\sum_{l \neq k} \theta_{l,k}$.

Let

$\nu_k =$

$\nu_k =$

$\sum_{l \neq k} \theta_{l,k}$.

Then

$\nu_k =$

$\nu_k =$

$\sum_{l \neq k} \theta_{l,k}$.

Let

$\nu_k =$

$\sum_{l \neq k} \theta_{l,k}$.

by M [\(2023\)](#)
[\(2023\)](#) [\(2023\)](#)
[\(2023\)](#) [\(2023\)](#)
[\(2023\)](#) [\(2023\)](#)
[\(2023\)](#) [\(2023\)](#)
[\(2023\)](#)

Related Literature. [\(2023\)](#)

[\(2023\)](#)

[\(2023\)](#)

[\(2023\)](#)

[\(2023\)](#)

² [\(2023\)](#)

D [\(2023\)](#)

M [\(2023\)](#)

M n Y [\(2023\)](#)

D Y [\(2023\)](#)

[\(2023\)](#)

M n Y [\(2023\)](#)

M [\(2023\)](#)

M [\(2023\)](#)

[\(2023\)](#)

M n Y [\(2023\)](#)

[\(2023\)](#)

[\(2023\)](#)

[\(2023\)](#)

sharp null [\(2023\)](#)

D n Y [\(2023\)](#)

[\(2023\)](#)

M .³ [\(2023\)](#)

[\(2023\)](#)

M [\(2023\)](#)

D n Y [\(2023\)](#)

[\(2023\)](#)

M [\(2023\)](#)

[\(2023\)](#)

[\(2023\)](#)

[\(2023\)](#)

D [\(2023\)](#)

[\(2023\)](#)

M n Y . [\(2023\)](#)

M [\(2023\)](#)

[\(2023\)](#)

[\(2023\)](#)

[\(2023\)](#)

⁴ [\(2023\)](#)

[\(2023\)](#)

M [\(2023\)](#)

[\(2023\)](#)

[\(2023\)](#)

[\(2023\)](#)

[\(2023\)](#)

[\(2023\)](#)

[\(2023\)](#)

²The literature further distinguish between *natural* direct/indirect effects and *controlled* direct/indirect effects.

³Miles (2023) also considers a sharp null. However, his sharp null is that either $Y(d, m)$ depends only on d or $M(d)$ does not depend on d , whereas we consider the sharp null that $Y(d, m)$ depends only on m . His focus is also different: rather than testing this sharp null, he considers which measures of the indirect effect are zero when his sharp null is satisfied.

⁴Wang et al. (2017) consider tests of instrument validity when instrument Z , treatment D , and outcome Y are all binary, and one does not impose monotonicity. They observe that the testable implications imply lower bounds on the average controlled direct effect (ACDE) of Z on Y . Although their focus is testing instrument validity, they note in the conclusion that such lower bounds might also be used for “explaining causal mechanisms” in experiments. This observation is thus a precursor to the connections between tests for instrument validity and testing mechanisms derived in the more general setting in our paper.

\mathbb{R}^d
 \mathbb{R}^d
 \mathbb{R}^d
 \mathbb{R}^d
 \mathbb{R}^d

\mathbb{R}^d
 \mathbb{R}^d
 \mathbb{R}^d

\mathbb{R}^d
 \mathbb{R}^d
 \mathbb{R}^d
 \mathbb{R}^d
 \mathbb{R}^d

\mathbb{R}^d D M

\mathbb{R}^d Y

\mathbb{R}^d

\mathbb{R}^d

\mathbb{R}^d

\mathbb{R}^d

$D \parallel (Y(\cdot, \cdot), M(\cdot))$

\mathbb{R}^d

\mathbb{R}^d

\mathbb{R}^d

\mathbb{R}^d

\mathbb{R}^d

\mathbb{R}^d

\mathbb{R}^d

\mathbb{R}^d

\mathbb{R}^d

$$Y(d, m) = Y(m)$$

$$(d, m)' \in \{0, 1\} \times \{0, 1\},$$

\mathbb{R}^d

\mathbb{R}^d

M

\mathbb{R}^d

\mathbb{R}^d

\mathbb{R}^d

\mathbb{R}^d

\mathbb{R}^d

\mathbb{R}^d

D

M

\mathbb{R}^d

\mathbb{R}^d

\mathbb{R}^d

~~We consider the

 following

 test~~

$$M \quad D$$

$$\begin{aligned}
 P(Y \in A, M = 0 \mid D = 0) &\geq P(Y \in A, M = 0 \mid D = 1) \text{ and} \\
 P(Y \in A, M = 1 \mid D = 1) &\geq P(Y \in A, M = 1 \mid D = 0),
 \end{aligned}$$

~~is~~

~~the~~ A .

~~the

 test

 (

 $M(0) = M(1) = 0$

 $M(1) = 1, M(0) = 0$
)~~

$$M = 0, D =$$

$$\underbrace{P(Y \in A, M = 0 \mid D = 0)}_{\text{Observable probability for control units}} = \underbrace{P(G = nt)P(Y(0,0) \in A \mid G = nt)}_{\text{Probability of being an NT with } Y(0,0) \in A} + \underbrace{P(G = c)P(Y(0,0) \in A \mid G = c)}_{\text{Probability of being a C with } Y(0,0) \in A},$$

~~for

 $G \in \{at, c, nt\}$

 the~~

$$M = 0, D = 1,$$

$$\underbrace{P(Y \in A, M = 0 \mid D = 1)}_{\text{Observable probability for treated units}} = \underbrace{P(G = nt)P(Y(1,0) \in A \mid G = nt)}_{\text{Probability of being an NT with } Y(1,0) \in A}.$$

~~the

 test

 $Y(1,0) = Y(0,0)$

 the~~

$$\underbrace{P(Y \in A, M = 0 \mid D = 0) - P(Y \in A, M = 0 \mid D = 1)}_{\text{Difference in observable probabilities}} = \underbrace{P(G = c)P(Y(0,0) \in A \mid G = c)}_{\text{Probability of being a C with } Y(0,0) \in A} \geq 0,$$

~~the~~

~~the

 test

 $Y(m)$

 $P(Y \in A, M = 0 \mid D = 1)$

 the~~

~~the

 $P(Y \in A, M = 0 \mid D = 0)$

 $Y(0) \in A$

 $Y(0) \in A$

 the~~

~~the~~

~~the~~

~~the~~

~~6~~ Y

~~the~~ $Y(1) \in A$.

~~the~~ $Y(1) \in A$

~~is~~ $A = \{1\}$

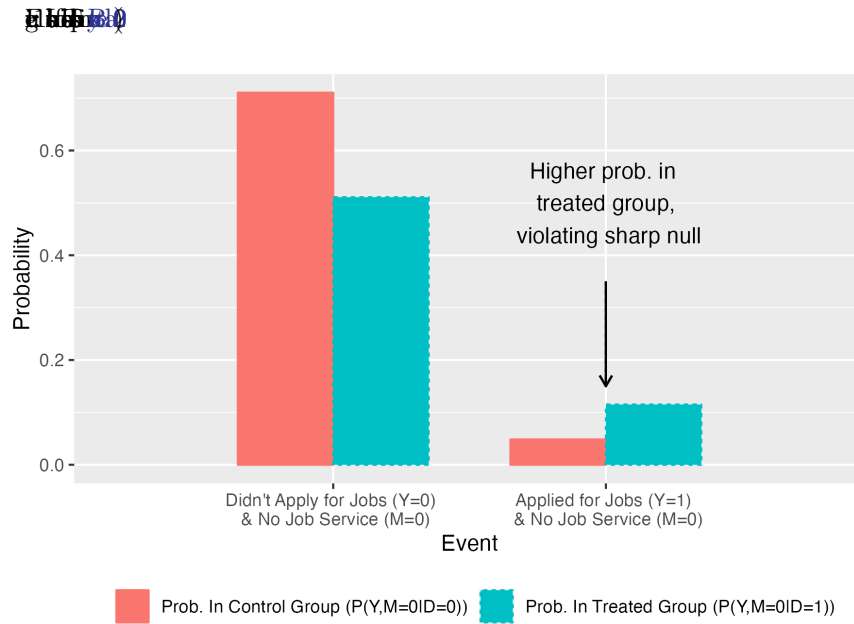
$$P(Y = 1, M = 0 \mid D = 0) \geq P(Y = 1, M = 0 \mid D = 1).$$

~~the~~

~~the~~

~~the~~

⁶More precisely, these tests are joint tests of the sharp null along with the independence and monotonicity assumptions. However, if we maintain that the latter two hold, then any violations must be due to violations of the sharp null. We explore relaxations of the monotonicity assumption in subsequent sections.



Note: This figure shows estimates of the probabilities $P(Y = y, M = 0 | D = d)$ for $d = 0, 1$ and $y = 0, 1$ in the application to [Bursztyn et al. \(2020\)](#). For example, $P(Y = 1, M = 0 | D = 0)$ is the probability that one both applies for a job *and* does not sign up for the job-search service conditional on being in the control group. Under the sharp null of full mediation, it should be that $P(Y = y, M = 0 | D = 0) \geq P(Y = y, M = 0 | D = 1)$ for $y = 0, 1$. We see, however, that this inequality is violated in the empirical distribution for $y = 1$: more women apply for jobs and don't use the job-search service in the treated group, as indicated by the black arrow.

$$\hat{P}(Y = 1, M = 0 | D = 1) > \hat{P}(Y = 1, M = 0 | D = 0)$$

if $P(Y = y, M = 0 | D = 0) \geq P(Y = y, M = 0 | D = 1)$

if $P(Y = y, M = 0 | D = 0) < P(Y = y, M = 0 | D = 1)$

if $P(Y = y, M = 0 | D = 0) = P(Y = y, M = 0 | D = 1)$

if $P(Y = y, M = 0 | D = 0) > P(Y = y, M = 0 | D = 1)$

if $P(Y = y, M = 0 | D = 0) < P(Y = y, M = 0 | D = 1)$

if $P(Y = y, M = 0 | D = 0) = P(Y = y, M = 0 | D = 1)$

if

if $P(Y = y, M = 0 | D = 0) > P(Y = y, M = 0 | D = 1)$

if $P(Y = y, M = 0 | D = 0) < P(Y = y, M = 0 | D = 1)$

if $P(Y = y, M = 0 | D = 0) = P(Y = y, M = 0 | D = 1)$

if $P(Y = y, M = 0 | D = 0) > P(Y = y, M = 0 | D = 1)$

if $P(Y = y, M = 0 | D = 0) < P(Y = y, M = 0 | D = 1)$

if

if $P(Y = y, M = 0 | D = 0) > P(Y = y, M = 0 | D = 1)$

if

if $P(Y = y, M = 0 | D = 0) > P(Y = y, M = 0 | D = 1)$

if

if $P(Y = y, M = 0 | D = 0) < P(Y = y, M = 0 | D = 1)$

if $P(Y = y, M = 0 | D = 0) = P(Y = y, M = 0 | D = 1)$

if $P(Y = y, M = 0 | D = 0) > P(Y = y, M = 0 | D = 1)$

$M, \text{ if } y=1$

$M, \text{ if } y=0$

3 Theory: General Case

Let M be a potential function $M: G \rightarrow \mathbb{R}$ with $G = \{k, l\}$ and $M(0) = m_l$, $M(1) = m_k$. We assume m_0, \dots, m_{K-1} are ordered such that $m_0 < m_1 < \dots < m_{K-1}$.

Let $\theta_{lk} := P(M(0) = m_l, M(1) = m_k)$ for $l, k \in \{0, \dots, K-1\}$. Let $\theta = (\theta_{lk})_{l, k \in \{0, \dots, K-1\}}$ be a K^2 -dimensional vector. Let $Y(d, m) = Y(m)$ for $(d, m)' \in \{0, 1\} \times \{m_0, \dots, m_{K-1}\}$.

Let M be a potential function $M: G \rightarrow \mathbb{R}$ with $G = \{k, l\}$ and $M(0) = m_l$, $M(1) = m_k$. Let A and B be two different treatments. Let Y be the potential outcome.

Let X be a K -dimensional vector. Let $X = (X_1, \dots, X_K)$ be a K -dimensional vector.

Assumption 1 . The treatment is independent of the potential outcomes and mediators, $D \perp\!\!\!\perp (Y(\cdot, \cdot), M(\cdot))$.

Assumption 2 . $\theta \in R$ for $R \subseteq \Delta$, where Δ denotes the K^2 -dimensional simplex.

Example 1 . Let M be a potential function $M: G \rightarrow \mathbb{R}$ with $G = \{k, l\}$ and $M(0) = m_l$, $M(1) = m_k$. Let $m_0 < m_1 < \dots < m_{K-1}$. Let $K = 2$. Let $M(1) \geq M(0)$.

$$R = \{\theta \in \Delta : \theta_{lk} = 0 \text{ f } l > k\}.$$

Let \bar{d} be a scalar.

$$R = \left\{ \theta \in \Delta : \sum_{l, k: l > k} \theta_{lk} \leq \bar{d} \right\}.$$



Example 2

Let M be a p -th order Markov chain with transition matrix $M(d)$.

$$R = \{\theta \in \Delta : \theta_{lk} = 0 \text{ if } m_l \not\leq m_k\},$$

where $m_l \leq m_k$ if and only if $m_l \leq m_k$ in the partial order \bar{d} . m_k is the k -th element of $M(0) \leq M(1)$. \blacktriangle

Example 3

Let M be a Markov chain with transition matrix $M(d)$.

$M(d)$.

M ,

$$R = \left\{ \theta \in \Delta : \sum_{\substack{l,k \\ \|m_l - m_k\| > \kappa}} \theta_{lk} \leq \bar{d} \right\}.$$

where \bar{d} is the fraction of transitions with $\|M(1) - M(0)\| > \kappa$. \blacktriangle

Example 4

Let $R = \Delta$.

Let $\theta \in R$.

$$R = \{\theta : B\theta \leq c\}$$

where B is a matrix and c is a vector.

Let M be a Markov chain with transition matrix M .

$$M$$

Let k be a state.

$$k$$

Let ν_k be the fraction of transitions from k to k .

$$\nu_k = \theta_{kk}$$

Let ν_k be the fraction of transitions from k to k .

$$\nu_k$$

3.1 Bounds on fraction of always-takers affected

Let M be a Markov chain with transition matrix M .

Let ν_k be the fraction of transitions from k to k .

$$M$$

$$\nu_k := P(Y(1, m_k) \neq Y(0, m_k) \mid G = k)$$

Let $M = m_k$.

Let ν_k be the fraction of transitions from k to k .

$$\nu_k$$

$$M$$

Let ν_k be the fraction of transitions from k to k .

Let ν_k be the fraction of transitions from k to k .

Let $Y(1, m_k) = Y(0, m_k)$.

$$\nu_k = 0$$

Let k be a state.

$$\nu_k$$

Let ν_k be the fraction of transitions from k to k .

$$k$$

$$M$$

$$k$$

Let ν_k be the fraction of transitions from k to k .

$$\nu_k$$

⁷Analogous logic could be used to impose that $M(0) \leq M(1)$ in any partial order, not just the elementwise one.

$\theta_{kk} = P(Y \in A, M = m_k | D = 1) - P(Y \in A, M = m_k | D = 0)$

$$\Delta_k(A) := P(Y \in A, M = m_k | D = 1) - P(Y \in A, M = m_k | D = 0)$$

with $\theta_{kk} = P(Y \in A, M = m_k | D = 1) - P(Y \in A, M = m_k | D = 0)$

Proposition 3.1. *Suppose Assumption 1 holds. Then for all $k = 0, \dots, K - 1$,*

$$\begin{aligned} \theta_{kk} \nu_k &\geq \sup_A \Delta_k(A) - \sum_{l:l \neq k} \theta_{lk} \\ &= \sup_A \Delta_k(A) - (P(M = m_k | D = 1) - \theta_{kk}). \end{aligned} \quad \text{§}$$

where the sup is over all Borel sets A .⁸

with $\nu_k = 0$ if $P(M = m_k | D = 1) = 0$

Corollary 3.1 . If Assumption 1 holds and the sharp null is satisfied, then for all $k = 0, \dots, K - 1$,

$$\sup_A \Delta_k(A) \leq \sum_{l:l \neq k} \theta_{lk} = P(M = m_k | D = 1) - \theta_{kk}. \quad \text{¶}$$

Proof sketch. with $\theta_{kk} = P(Y \in A, M = m_k | D = 1) - P(Y \in A, M = m_k | D = 0)$

if $M = m_k$ if $D = 1$ then k if $M = m_k$ if $D = 0$ then l

$$P(Y \in A, M = m_k | D = 1) = \theta_{kk} P(Y(1, m_k) \in A | G = kk) + \sum_{l:l \neq k} \theta_{lk} P(Y(1, m_k) \in A | G = lk).$$

if $M = m_k$ if $D = 0$ then k if $M = m_k$ if $D = 0$ then l

$$P(Y \in A, M = m_k | D = 0) = \theta_{kk} P(Y(0, m_k) \in A | G = kk) + \sum_{l:l \neq k} \theta_{kl} P(Y(0, m_k) \in A | G = kl).$$

with $\theta_{kk} = P(Y(1, m_k) \in A | G = kk) - P(Y(0, m_k) \in A | G = kk)$ and $\theta_{lk} = P(Y(1, m_k) \in A | G = lk) - P(Y(0, m_k) \in A | G = lk)$

$$\theta_{kk} \left(\sup_A [P(Y(1, m_k) \in A | G = kk) - P(Y(0, m_k) \in A | G = kk)] \right) \geq \sup_A \Delta_k(A) - \sum_{l:l \neq k} \theta_{lk}.$$

with $TV_k = P(Y(1, m_k) \in A | G = kk) - P(Y(0, m_k) \in A | G = kk)$ and $Q = P(Y(1, m_k) \in A | G = lk) - P(Y(0, m_k) \in A | G = lk)$

$$\theta_{kk} TV_k \geq \sup_A \Delta_k(A) - \sum_{l:l \neq k} \theta_{lk}.$$

⁸Formally, $P(Y(1, m_k) \neq Y(0, m_k) | G = kk)$ is only well-defined if $P(G = kk) > 0$. If $P(G = kk) = 0$, we define $\nu_k = 0$.

$TV_k \leq \nu_k$,

 \square

Partially-identified shares. θ

$M | D$

Example 5

 M

 θ

 $P(M = 1 | D = 1) = 0.5$ and $P(M = 1 | D = 0) = 0.3$

 $\theta_{11} = 0.3, \theta_{01} = 0.2, \theta_{00} = 0.5, \theta_{10} = 0$

 $\theta_{11} = 0, \theta_{01} = 0.5, \theta_{00} = 0.2, \theta_{10} = 0.3$

Example 6

 M

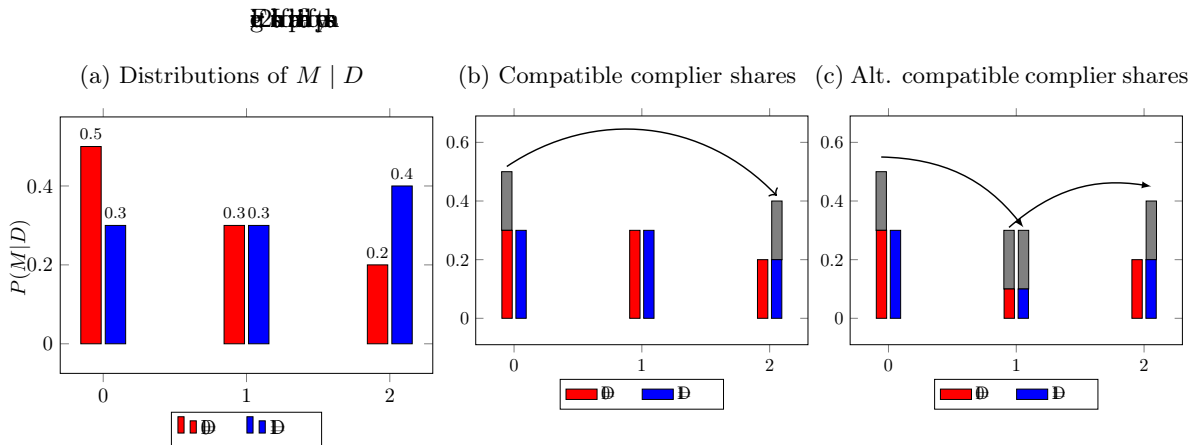
 $M \in \{0, 1, 2\}$

 $M = 2$

 $M = 0$

 $\theta_{02} = 0.2, \theta_{01} = \theta_{12} = 0$

 $\theta_{01} = \theta_{12} = 0.2, \theta_{02} = 0$



$$\begin{aligned}
& \Theta_I \text{ is } \theta_{kk} \text{ for } k=0, \dots, K-1 \\
& \theta \in R. \\
& \sum_l \theta_{kl} = P(M = m_k | D = 0) \quad k = 0, \dots, K-1 \\
& \sum_l \theta_{lk} = P(M = m_k | D = 1) \quad k = 0, \dots, K-1 \\
& 0 \leq \theta_{kk'} \leq 1 \quad k, k' \\
& \theta \in R
\end{aligned}$$

$$\begin{aligned}
& \max_{\theta \in \Theta_I} \theta_{kk} \\
& \nu_k = \inf_{\theta \in \Theta_I} \theta_{kk} \\
& \theta_{kk} = 0 \\
& \nu_k
\end{aligned}$$

Corollary 3.2. Suppose Assumptions 1 and 2 hold. Let $\theta_{kk}^{min} = \inf_{\theta \in \Theta_I} \theta_{kk}$. If $\theta_{kk}^{min} > 0$, then

$$\begin{aligned}
\nu_k & \geq \inf_{\theta \in \Theta_I} \frac{1}{\theta_{kk}} \left(\sup_A \Delta_k(A) - \sum_{l:l \neq k} \theta_{lk} \right) \\
& = \frac{1}{\theta_{kk}^{min}} \left(\sup_A \Delta_k(A) - (P(M = m_k | D = 1) - \theta_{kk}^{min}) \right).
\end{aligned}$$

$$\theta \text{ for some } \theta \in \Theta_I.$$

Corollary 3.3. Suppose Assumptions 1 and 2 hold. Then if the sharp null holds, there exists some $\theta \in \Theta_I$ such that $\sup_A \Delta_k(A) \leq P(M = m_k | D = 1) - \theta_{kk}$ holds simultaneously for all $k = 0, \dots, K-1$.

$$\begin{aligned}
& \Theta_I \text{ is } \theta_{kk} \\
& \min_{s \in \mathbb{R}, \theta \in \Theta_I} s \text{ s.t. } \sup_A \Delta_k(A) \leq P(M = m_k | D = 1) - \theta_{kk} + s \quad k \\
& s^* \leq 0. \quad \theta \in \Theta_I
\end{aligned}$$

Remark 1. M .

$$\theta_{kk}^{min}$$

“Survival”

$$\theta_{kk}^{min} = \max\left\{ \underbrace{P(M = m_k | D = 1)}_{\text{Point mass at } M = m_k \text{ when } D = 1} - \underbrace{P(M \geq m_k | D = 1) - P(M \geq m_k | D = 0)}_{\text{Treatment effect on survival fn of } M \text{ at } m_k}, 0 \right\}. \quad \S$$

the $\theta \in \Theta_I$ is $\theta_{kk} = \theta_{kk}^{min}$ for k . If M is ν_k then θ_{kk}^{min} is ν_k . ▲

Remark 2

If ν_k is smaller than θ_{kk}^{min} (i.e., $\nu_k < \theta_{kk}^{min}$), then $\theta_{kk} = \theta_{kk}^{min}$. If ν_k is larger than θ_{kk}^{min} (i.e., $\nu_k > \theta_{kk}^{min}$), then $\theta_{kk} = \nu_k$. In other words, $\theta_{kk} = \min\{\theta_{kk}^{min}, \nu_k\}$. ▲

Remark 3

If ν_k is smaller than θ_{kk}^{min} (i.e., $\nu_k < \theta_{kk}^{min}$), then $\theta_{kk} = \theta_{kk}^{min}$. If ν_k is larger than θ_{kk}^{min} (i.e., $\nu_k > \theta_{kk}^{min}$), then $\theta_{kk} = \nu_k$. In other words, $\theta_{kk} = \min\{\theta_{kk}^{min}, \nu_k\}$. ▲

Remark 4

If ν_k is smaller than θ_{kk}^{min} (i.e., $\nu_k < \theta_{kk}^{min}$), then $\theta_{kk} = \theta_{kk}^{min}$. If ν_k is larger than θ_{kk}^{min} (i.e., $\nu_k > \theta_{kk}^{min}$), then $\theta_{kk} = \nu_k$. In other words, $\theta_{kk} = \min\{\theta_{kk}^{min}, \nu_k\}$. ▲

$$\bar{\nu} := P(Y(1, M(1)) \neq Y(0, M(0)) | M(1) = M(0)) = \frac{\sum_k \theta_{kk} \nu_k}{\sum_k \theta_{kk}}.$$

the $\theta \in \Theta_I$ is $\theta_{kk} = \theta_{kk}^{min}$ for k . If M is ν_k then θ_{kk}^{min} is ν_k . $\bar{\nu} := \theta_{kk} \nu_k$. ▲

⁹Here, $G = kk$ refers to always-takers with respect to the discretized M , i.e. units whose discretized M falls in bin k under both treatments.

ν_k is a probability distribution on \mathcal{V} .

k .

▲

Remark 5

The IV setting is a special case of the

D

M

setting where

M .¹⁰

The IV setting is a special case of the

M

setting where

M .

The IV setting is a special case of the

M .

The IV setting is a special case of the

R, \mathbf{s}

The IV setting is a special case of the

▲

3.1.1 Sharpness of Bounds

The IV setting is a special case of the

k

ν_k .

The IV setting is a special case of the

$\nu_k = 0$

The IV setting is a special case of the

sharp,

The IV setting is a special case of the

¹¹

The IV setting is a special case of the

ν_k

The IV setting is a special case of the

The IV setting is a special case of the

The IV setting is a special case of the

The IV setting is a special case of the

P

(Y, M, D) .

The IV setting is a special case of the

$(Y(\cdot, \cdot), M(\cdot, \cdot), D)$.

P^*

The IV setting is a special case of the

$(Y(D, M(D)), M(D), D)$

P^*

P

P^*

The IV setting is a special case of the

P .

The IV setting is a special case of the

ν_k

P^*

¹²

Proposition 3.2. For any $\theta \in \Theta_I$, there exists a distribution P^* for $(Y(\cdot, \cdot), M(\cdot, \cdot), D)$ consistent with the

¹⁰The case where M is multi-dimensional does not have an obvious parallel in the IV setting, since this would correspond to an IV setting with a single instrument but multiple endogenous variables.

¹¹We note that the causal inference literature uses the phrase *sharp* null to describe a null-hypothesis in which all treatment effects are zero, while the literature on specification testing describes implications as *sharp* if they exhaust the testable content in the data. We thus refer to the *sharp* null of full mediation and *sharp* testable implications, in line with these two distinct notions of sharpness.

¹²More precisely, the lower bound either holds with equality or is *negative*, in which case the tight lower bound is trivially zero. That is, a tight lower bound is the maximum of the left-hand side of (3) and zero.

observable data and satisfying Assumptions 1 and 2 such that for all $k = 0, \dots, K - 1$,

$$\left(\sup_A \Delta_k - \sum_{l:l \neq k} \theta_{lk} \right)_+ = \theta_{kk} \nu_k, \quad \checkmark$$

where $\nu_k = P^*(Y(1, m_k) \neq Y(0, m_k) \mid G = kk)$, $\theta_{lk} = P^*(M(0) = m_l, M(1) = m_k)$, and $(x)_+ := \max\{x, 0\}$.

Sharp hypothesis

cb

Corollary 3.4. Suppose that there is some $\theta \in \Theta_I$ such that \checkmark holds for all $k = 0, \dots, K - 1$. Then there exists a distribution P^* for $(Y(\cdot, \cdot), M(\cdot), D)$ consistent with the observable data and satisfying Assumptions 1 and 2 such that the sharp null holds.

3.2 Bounds on average effects for always-takers

Sharp

cb

of always-takers

sharp null

$$\nu_k, \theta_{kk} \quad k \text{ always-takers} \quad \nu_k \text{ sharp null} \quad \text{magnitude}$$

$$ADE_k := E[Y(1, m_k) - Y(0, m_k) \mid G = kk],$$

sharp null

sharp null

cb

cb

sharp

cb

cb

cb

cb

cb

cb

cb

cb

cb

cb

cb

cb

cb

cb

cb

cb

cb

cb

cb

cb

cb

cb

cb

$$ADE_k, E[Y(1, m_k) \mid G = kk], \theta_{kk}^1 := P(G = kk \mid D = 1, M = m_k) = \frac{\theta_{kk}}{P(M=m_k \mid D=1)}, \theta_{kk}^1 \text{ or } Y(1, m_k) \mid G = kk, (1 - \tilde{\theta}_{kk}^1) E[Y(1, m_k) \mid G = kk], \tilde{\theta}_{kk}^1 Y \mid D = 1, M = m_k, \tilde{\theta}_{kk}^1, E[Y(1, m_k) \mid G = kk], E[Y(0, m_k) \mid G = kk], Y$$

Lemma 3.1. Suppose Assumption 1 holds and that Y is continuously distributed. Let $y_q^d := F_{Y \mid D=d, M=m_k}^{-1}(q)$ be the q th quantile of $Y \mid D = d, M = m_k$. If $\tilde{\theta}_{kk}^1 > 0$, then

$$E[Y \mid M = m_k, D = 1, Y \leq y_{\tilde{\theta}_{kk}^1}^1] \leq E[Y(1, m_k) \mid G = kk] \leq E[Y \mid M = m_k, D = 1, Y \geq y_{1-\tilde{\theta}_{kk}^1}^1].$$

Likewise, if $\tilde{\theta}_{kk}^0 > 0$, then

$$E[Y \mid M = m_k, D = 0, Y \leq y_{\tilde{\theta}_{kk}^0}^0] \leq E[Y(0, m_k) \mid G = kk] \leq E[Y \mid M = m_k, D = 0, Y \geq y_{1-\tilde{\theta}_{kk}^0}^0].$$

The bounds are sharp in the sense that there exists a distribution P^* for $(Y(\cdot, \cdot), M(\cdot), D)$ consistent with the observable data and with $\theta_{lk} = P^*(G = lk)$ such that the bounds hold with equality.

$$\begin{aligned}
 & \text{A}DE_k \text{ is bounded by} \\
 & Y(1, m_k) \text{ and } Y(0, m_k). \\
 & \tilde{\theta}_{kk}^d = \frac{\theta_{kk}}{P(M=m_k|D=d)}, \quad \tilde{\theta}_{kk}^d \text{ is bounded by} \\
 & \tilde{\theta}_{kk}^d \text{ is bounded by } \theta_{kk}^{min} \\
 & \text{LB}_1(\tilde{\theta}_{kk}^1) \text{ and } \text{UB}_1(\tilde{\theta}_{kk}^1) \text{ are sharp bounds for } E[Y(1) | G = kk] \\
 & \text{LB}_0(\tilde{\theta}_{kk}^0) \text{ and } \text{UB}_0(\tilde{\theta}_{kk}^0) \text{ are sharp bounds for } Y(1) \text{ and } Y(0).^{13} \\
 & \text{A}DE_k.
 \end{aligned}$$

Proposition 3.3. Suppose Assumption 1 holds and Y is continuously distributed. If $\theta_{kk}^{min} = \inf_{\theta \in \Theta_I} \theta_{kk} > 0$, then sharp bounds on ADE_k are given as follows:

$$\text{LB}_1(\tilde{\theta}_{kk}^{1,min}) - \text{UB}_0(\tilde{\theta}_{kk}^{0,min}) \leq \text{A}DE_k \leq \text{UB}_1(\tilde{\theta}_{kk}^{1,min}) - \text{UB}_0(\tilde{\theta}_{kk}^{0,min})$$

where $\tilde{\theta}_{kk}^{d,min} = \frac{\theta_{kk}^{min}}{P(M=m_k|D=d)}$. The lower and upper bounds are each sharp in the sense that there exists a distribution P^* for $(Y(\cdot, \cdot), M(\cdot), D)$ consistent with the observable data and Assumption 1 and Assumption 2 such that the bound holds with equality.

$$\begin{aligned}
 & \text{A}DE_k \text{ is bounded by} \\
 & \text{A}DE_k \text{ is bounded by} \\
 & M(1) = M(0) = m_k \\
 & M \text{ is bounded by} \\
 & M \text{ is bounded by} \\
 & M \text{ is bounded by} \\
 & \text{A}DE_k = 0 \text{ for } k. \\
 & \text{A}DE_k = 0
 \end{aligned}$$

¹³For settings where Y is not continuous, the analogous result holds if one replaces LB_d and UB_d with the analogous expressions given in Lemma A.3 for the case where Y is not assumed to be continuous.

¹⁴VanderWeele (2012) argues that one should not interpret the principal stratum effect for compliers as an indirect effect, but rather a combination of the direct and indirect effects (a total effect). This critique does not apply to our analysis of the principal stratum effects for always-takers, since their value of M is unaffected by D , and thus any effects for this subgroup must be direct effects.

4 Inference

Assume that

(Y, M, D) ~ P. &V

N iid

for P, (Y_i, M_i, D_i)_{i=1}^N.

Assume that

ν_k^{ub}

Δ_k(A)

for all A

h_k = P(M = m_k | D = 1)

h_k = P(M = m_k | D = 0)

for all k

for all A

sup_A Δ_k(A) = ∫ (f_{Y, M = m_k | D = 1}(y) - f_{Y, M = m_k | D = 0}(y))₊ dy, where (x)₊ = max{x, 0}, and

for all k

for all A

for all k

for all k

for all k

for all k

for all k

Y, M, D

R = {θ ∈ Δ : Bθ ≤ c}.

for all k

$$\sup_A \Delta_k(A) = \sum_{q=1}^Q (P(Y = y_q, M = m_k | D = 1) - P(Y = y_q, M = m_k | D = 0))_+$$

(x)₊ = max{x, 0}.

$$\sup_A \Delta_k(A) \leq P(M = m_k | D = 1) - \theta_{kk}$$

for all k

δ_{k1}, ..., δ_{kq}

$$\sum_{q=1}^Q \delta_{kq} \leq P(M = m_k | D = 1) - \theta_{kk}$$

$$\delta_{kq} \geq P(Y = y_q, M = m_k | D = 1) - P(Y = y_q, M = m_k | D = 0) \quad q = 1, \dots, Q$$

$$\delta_{kq} \geq 0 \quad q = 1, \dots, Q$$

for all k

for all k

for all k

for all k

θ ∈ Θ_I and δ

k = 0, ..., K - 1.

δ, θ

ω = (θ', δ')

11/11/16

$$C_1 \omega - C_2 p \geq 0,$$

C_1, C_2 are constants, p is the probability of $M = m_k$ given $D = d$.
 $E[\hat{p}] = p$, where $\hat{p} = \frac{1}{n} \sum_{i=1}^n \mathbb{1}_{\{M = m_k | D = d\}}$.

$$H_0 : \exists \omega \text{ s.t. } E[C_1 \omega - C_2 \hat{p}] \geq 0. \quad \uparrow$$

ω is a function of C_1, C_2, \hat{p} .

Remark 6

$\Delta_k(A) = P(Y^{disc} \in A, M = m_k | D = 1) - P(Y^{disc} \in A, M = m_k | D = 0)$
 $\Delta_k(A) = P(Y \in I_j, M = m_k | D = 1) - P(Y \in I_j, M = m_k | D = 0)$

$$\begin{aligned} \sup_A \Delta_k^{disc}(A) &= \sup_A P(Y^{disc} \in A, M = m_k | D = 1) - P(Y^{disc} \in A, M = m_k | D = 0) \\ &= \sup_{A \in \mathcal{A}_{disc}} P(Y \in A, M = m_k | D = 1) - P(Y \in A, M = m_k | D = 0) = \sup_{A \in \mathcal{A}_{disc}} \Delta_k(A) \end{aligned}$$

\mathcal{A}_{disc} is a sigma algebra generated by I_1, \dots, I_Q .
 $\sup_A \Delta_k^{disc}(A) \leq \sup_A \Delta_k(A)$.
 $\sup_A \Delta_k^{disc}(A) \approx \sup_A \Delta_k(A)$.
 $\sup_A \Delta_k^{disc}(A) = \sup_A \Delta_k(A)$.

$f_{Y, M=m_k | D=1}(y) - f_{Y, M=m_k | D=0}(y)$ is the difference in density functions.
 \hat{p} is the sample mean.

4.1 Monte Carlo

Monte Carlo simulation is used to estimate the probability of $M = m_k$ given $D = d$.

Outcomes and mediators.

(Y, M) are jointly normally distributed with mean μ and covariance matrix Σ . The mediator M is binary.

Sample sizes.

We consider two sample sizes: 568 and 585. The mediator M is binary. The treatment D is binary. The outcomes (Y, M) are jointly normally distributed with mean μ and covariance matrix Σ . The mediator M is binary.

284

139

284 iid

M

Description of DGP.

The DGP is defined by the joint distribution of (Y, M) conditional on $D = 1$. The mediator M is binary. The treatment D is binary. The outcomes (Y, M) are jointly normally distributed with mean μ and covariance matrix Σ . The mediator M is binary.

$t = 1$

$t = 0$

$t = 0.5$

$t = 1$

$t = 0.5$ and $t = 1$

Methods used.

We use the following methods: CS (15), CS (16), CS (17), and CS (18).

¹⁵More precisely, CS propose a conditional chi-squared test and a “refined” version of this test. Since the refinement is computationally costly with many moments, and only matters when one moment is binding, we only implement the refinement in DGPs with a binary outcome, for which there are fewer moments.

¹⁶When M is binary, we implement the formulation of the moment inequalities derived in (2) without nuisance parameters. For non-binary M , we use the formulation in (11).

¹⁷For the DGPs based on Baranov et al. (2020), we use a modified version of Kitagawa (2015) to account for clustering.

Table 1

M

	$\bar{\nu}$	B	R	S	K	S	S
$\theta=0$	0		0.038	0.032	0.030	0.078	0.070
$\theta=0.1$	0.036		0.196	0.190	0.116	0.214	0.194
$\theta=0.2$	0.077		0.626	0.632	0.386	0.620	0.584

	$\bar{\nu}$	B	R	S	K	S	S
$\theta=0$	0		0.056	0.154	0.050	0.232	0.212
$\theta=0.1$	0.134		0.194	0.206	0.064	0.314	0.270
$\theta=0.2$	0.283		0.570	0.668	0.422	0.750	0.680

	$\bar{\nu}$	B	R	S	K	S	S
$\theta=0$	0		0.044	0.064	0.040	0.132	0.112
$\theta=0.1$	0.134		0.322	0.340	0.160	0.410	0.322
$\theta=0.2$	0.283		0.836	0.936	0.846	0.956	0.936

	$\bar{\nu}$	B	R	S	K	S	S
$\theta=0$	0		0.044	0.054	0.030	0.120	0.090
$\theta=0.1$	0.134		0.686	0.776	0.618	0.776	0.734
$\theta=0.2$	0.283		0.998	1	1	1	1

Notes: This table contains simulation results for the DGPs where we have a binary mediator. The first column shows the value of t , which determines the distance from the null, as described in the main text. The second column shows the lower-bound on the fraction of always-takers affected by treatment, $\bar{\nu}$. The remaining columns contain the rejection probabilities for each of the methods considered. Panel A shows the results for the DGP based on [Bursztyn et al. \(2020\)](#) and Panels B-D show the results for the DGPs based on [Baranov et al. \(2020\)](#), with the binary grandmother mediator, under different numbers of clusters. In Panels B-D, we use a discretization of the outcome into 5 bins for all tests except the K test. Rejection probabilities are computed over 500 simulation draws, under a 5% nominal significance level.

0.16 (95% CI) [0.15, 0.17]
 0.16 (95% CI) [0.15, 0.17]
 0.16 (95% CI) [0.15, 0.17]
 0.16 (95% CI) [0.15, 0.17]
 0.16 (95% CI) [0.15, 0.17]
 0.16 (95% CI) [0.15, 0.17]
 0.16 (95% CI) [0.15, 0.17]
 0.16 (95% CI) [0.15, 0.17]
 0.16 (95% CI) [0.15, 0.17]
 0.16 (95% CI) [0.15, 0.17]

18 ARP

λ = 0.001

iid = 0.001

iid = 0.001

Simulation Results. ARP

0.16 (95% CI) [0.15, 0.17]
 0.16 (95% CI) [0.15, 0.17]
 0.16 (95% CI) [0.15, 0.17]
 0.16 (95% CI) [0.15, 0.17]
 0.16 (95% CI) [0.15, 0.17]
 0.16 (95% CI) [0.15, 0.17]
 0.16 (95% CI) [0.15, 0.17]
 0.16 (95% CI) [0.15, 0.17]
 0.16 (95% CI) [0.15, 0.17]
 0.16 (95% CI) [0.15, 0.17]
 0.16 (95% CI) [0.15, 0.17]
 0.16 (95% CI) [0.15, 0.17]

$t = 0$ $\bar{\nu}$ ¹⁹
 $t = 0.5$ $\bar{\nu}$ $t = 1$ $\bar{\nu}$

$M \hat{g}$

$t = 0.5$ $\bar{\nu}$ $t = 1$ $\bar{\nu}$

$M \hat{g}$

0.96 $\bar{\nu}$

0.16 (95% CI) [0.15, 0.17]
 0.16 (95% CI) [0.15, 0.17]
 0.16 (95% CI) [0.15, 0.17]
 0.16 (95% CI) [0.15, 0.17]
 0.16 (95% CI) [0.15, 0.17]
 0.16 (95% CI) [0.15, 0.17]
 0.16 (95% CI) [0.15, 0.17]
 0.16 (95% CI) [0.15, 0.17]
 0.16 (95% CI) [0.15, 0.17]
 0.16 (95% CI) [0.15, 0.17]

¹⁸We have verified that ARP and CS return similar results if we use an analogous bootstrap estimate of the variance rather than the analytic estimates.

¹⁹For the simulations calibrated to Baranov et al. (2020) with multi-valued M , we compute the lower bound on $\bar{\nu}$ in the same way as described in Footnote 22 in the application section below, which deals with the fact that the empirical distribution shows a small (but statistically insignificant) violation of monotonicity.

0000000000
0000

0000

M

0000

	\bar{v}	B	R	S	T	U	
0=	0			0.052	0.088	0.274	0.178
0=	0.119			0.066	0.228	0.438	0.374
1=	0.255			0.166	0.754	0.864	0.828

0000

	\bar{v}	B	R	S	T	U	
0=	0			0.066	0.048	0.188	0.128
0=	0.119			0.066	0.314	0.582	0.500
1=	0.255			0.164	0.962	0.994	0.990

0000

	\bar{v}	B	R	S	T	U	
0=	0			0.046	0.026	0.144	0.108
0=	0.119			0.076	0.542	0.862	0.824
1=	0.255			0.286	1	1	1

Notes: This table contains simulation results for the DGPs where we have a non-binary mediator. The first column shows the value of t , which determines the distance from the null, as described in the main text. The second column shows the lower-bound on the fraction of always-takers affected by treatment, \bar{v} . The remaining columns contain the rejection probabilities for each of the inference methods considered. Each panel contains results for the DGPs based on Baranov et al. (2020), where the non-binary relationship-quality mediator is considered, for different numbers of clusters. Rejection probabilities are computed over 500 simulation draws, under a 5% nominal significance level.

0000000000

0000000000

0000000000

0000000000

000

M 0000000000

0000000000

0000000000

0000000000

0000000000

0000000000

0000000000

0000000000

0000000000

0000000000

Recommendation. [Bursztyn et al. \(2020\)](#)

[Bursztyn et al. \(2020\)](#)
[Bursztyn et al. \(2020\)](#)
[Bursztyn et al. \(2020\)](#)
[Bursztyn et al. \(2020\)](#)
[Bursztyn et al. \(2020\)](#)
[Bursztyn et al. \(2020\)](#)
[Bursztyn et al. \(2020\)](#)

$M)$

5 Empirical applications

5.1 Bursztyn et al. (2020) revisited

[Bursztyn et al. \(2020\)](#)

D is

[Bursztyn et al. \(2020\)](#)
[Bursztyn et al. \(2020\)](#)
[Bursztyn et al. \(2020\)](#)
[Bursztyn et al. \(2020\)](#)
[Bursztyn et al. \(2020\)](#)

Y

Statistical significance. [Bursztyn et al. \(2020\)](#)

[Bursztyn et al. \(2020\)](#)
[Bursztyn et al. \(2020\)](#)
[Bursztyn et al. \(2020\)](#)
[Bursztyn et al. \(2020\)](#)
[Bursztyn et al. \(2020\)](#)
[Bursztyn et al. \(2020\)](#)

p 0.02

20

Magnitudes of alternative mechanisms. [Bursztyn et al. \(2020\)](#)

[Bursztyn et al. \(2020\)](#)
[Bursztyn et al. \(2020\)](#)
[Bursztyn et al. \(2020\)](#)
[Bursztyn et al. \(2020\)](#)
[Bursztyn et al. \(2020\)](#)
[Bursztyn et al. \(2020\)](#)
[Bursztyn et al. \(2020\)](#)
[Bursztyn et al. \(2020\)](#)
[Bursztyn et al. \(2020\)](#)
[Bursztyn et al. \(2020\)](#)
[Bursztyn et al. \(2020\)](#)

11

0.12

²⁰Since the outcome is binary, no discretization is needed for this application. The p -value reported here is the smallest value of α for which the test rejects. See Appendix Table 3 for p -values for tests other than CS in our applications.

²¹Because the outcome is binary, the lower bound for the average effect corresponds exactly to our lower bound on the fraction of always-takers affected.

$\frac{1}{\sigma^2} \frac{\partial \log L}{\partial \theta}$
 τ

Robustness to monotonicity violations. $\frac{1}{\sigma^2} \frac{\partial \log L}{\partial \theta}$

$\frac{1}{\sigma^2} \frac{\partial \log L}{\partial \theta}$
 $\frac{1}{\sigma^2} \frac{\partial \log L}{\partial \theta}$
 $\frac{1}{\sigma^2} \frac{\partial \log L}{\partial \theta}$
 $\frac{1}{\sigma^2} \frac{\partial \log L}{\partial \theta}$
 $\frac{1}{\sigma^2} \frac{\partial \log L}{\partial \theta}$
 $\frac{1}{\sigma^2} \frac{\partial \log L}{\partial \theta}$
 $\frac{1}{\sigma^2} \frac{\partial \log L}{\partial \theta}$

0.33 $\frac{1}{\sigma^2} \frac{\partial \log L}{\partial \theta}$

\bar{d} $\frac{1}{\sigma^2} \frac{\partial \log L}{\partial \theta}$ 0.07 $\frac{1}{\sigma^2} \frac{\partial \log L}{\partial \theta}$ 7%

5.2 Baranov et al. (2020)

$\frac{1}{\sigma^2} \frac{\partial \log L}{\partial \theta}$
 $\frac{1}{\sigma^2} \frac{\partial \log L}{\partial \theta}$
 $\frac{1}{\sigma^2} \frac{\partial \log L}{\partial \theta}$
 $\frac{1}{\sigma^2} \frac{\partial \log L}{\partial \theta}$
 $\frac{1}{\sigma^2} \frac{\partial \log L}{\partial \theta}$
 $\frac{1}{\sigma^2} \frac{\partial \log L}{\partial \theta}$
 $\frac{1}{\sigma^2} \frac{\partial \log L}{\partial \theta}$
 $\frac{1}{\sigma^2} \frac{\partial \log L}{\partial \theta}$

$\frac{1}{\sigma^2} \frac{\partial \log L}{\partial \theta}$
 $\frac{1}{\sigma^2} \frac{\partial \log L}{\partial \theta}$
 $\frac{1}{\sigma^2} \frac{\partial \log L}{\partial \theta}$

$\frac{1}{\sigma^2} \frac{\partial \log L}{\partial \theta}$
 $\frac{1}{\sigma^2} \frac{\partial \log L}{\partial \theta}$
 $\frac{1}{\sigma^2} \frac{\partial \log L}{\partial \theta}$
 $\frac{1}{\sigma^2} \frac{\partial \log L}{\partial \theta}$

Grandmother Mechanism. $\frac{1}{\sigma^2} \frac{\partial \log L}{\partial \theta}$

$\frac{1}{\sigma^2} \frac{\partial \log L}{\partial \theta}$
 $\frac{1}{\sigma^2} \frac{\partial \log L}{\partial \theta}$
 $\frac{1}{\sigma^2} \frac{\partial \log L}{\partial \theta}$
 $\frac{1}{\sigma^2} \frac{\partial \log L}{\partial \theta}$
 $\frac{1}{\sigma^2} \frac{\partial \log L}{\partial \theta}$
 $\frac{1}{\sigma^2} \frac{\partial \log L}{\partial \theta}$

$$P(Y = y, M = 0 |$$

$$D = d) \quad d = 1 \quad d = 0, \frac{1}{\sigma^2} \frac{\partial \log L}{\partial \theta}$$

$$P(Y = y, M = 0 | D = 1) \leq P(Y = y, M = 0 | D = 0) \frac{1}{\sigma^2} \frac{\partial \log L}{\partial \theta}$$

$$\frac{1}{\sigma^2} \frac{\partial \log L}{\partial \theta} \quad y, \frac{1}{\sigma^2} \frac{\partial \log L}{\partial \theta}$$

$y,$

$\frac{1}{\sigma^2} \frac{\partial \log L}{\partial \theta}$

$\frac{1}{\sigma^2} \frac{\partial \log L}{\partial \theta}$

$$p = 0.02) \frac{1}{\sigma^2} \frac{\partial \log L}{\partial \theta}$$

$\frac{1}{\sigma^2} \frac{\partial \log L}{\partial \theta}$

11 $\frac{1}{\sigma^2} \frac{\partial \log L}{\partial \theta}$

$\frac{1}{\sigma^2} \frac{\partial \log L}{\partial \theta}$

0.51

11

Relationship quality mechanism.

$M)6$ 10% $p = 0.03)$ ²²

Combinations of mechanisms.

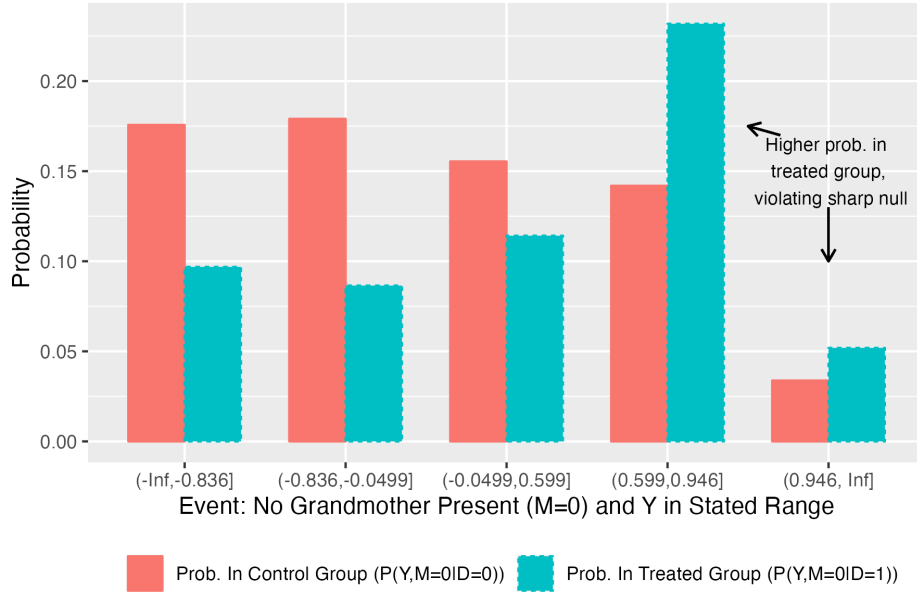
$M, 7%$ $p = 0.65)$

6 Conclusion

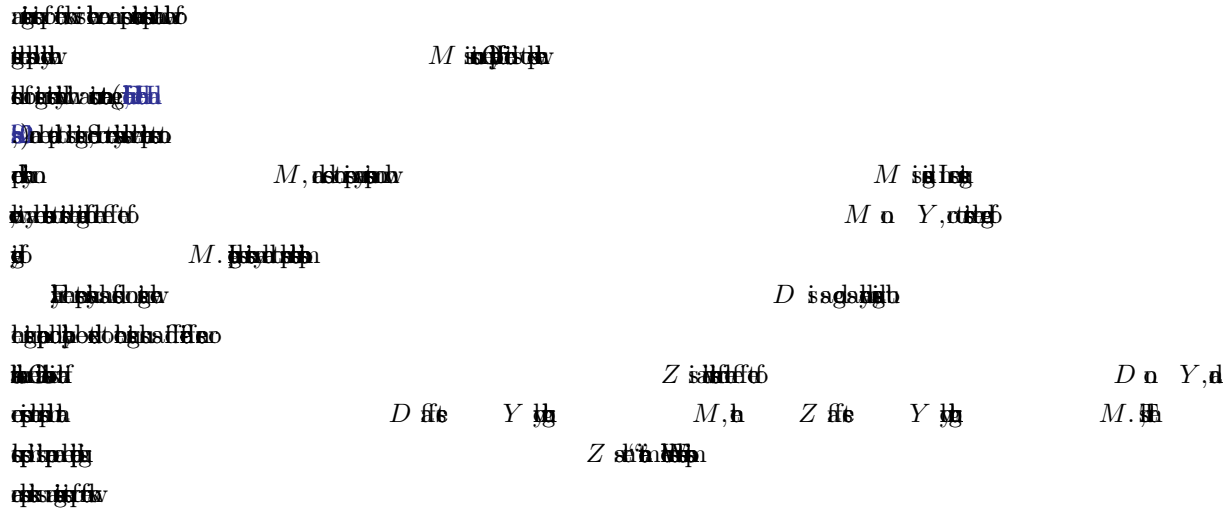
M, D

²²The monotonicity assumption requires that the population CDF of $M | D = 1$ is everywhere smaller than the population CDF of $M | D = 0$. This is satisfied at three of the four support points of the empirical distribution. However, the empirical CDF in the treated group is 0.015 larger at $M = 4$, although this difference is not statistically significant from zero ($p=0.75$). Thus, the empirical distribution violates monotonicity, although we cannot reject that monotonicity holds in the population. To compute our estimate of the lower bound on the fraction of always-takers affected using the empirical distribution, we therefore allow for the minimum number of defiers compatible with the empirical distribution of $M | D$ (0.015). We apply an analogous approach when considering the grandmother and relationship-quality mechanisms jointly.

Figure 1



Note: This figure shows testable implications of the sharp null of full mediation in the Baranov et al. (2020), similar to Figure 1. The mediator is presence of a grandmother in the home. The bars show estimates of probabilities of the form $P(Y^{disc} = y, M = 0 | D = d)$, where Y^{disc} is a discretization of the outcome (an index of mother’s financial empowerment) into 5 bins. Under the sharp null of full mediation, we should have that $P(Y^{disc} = y, M = 0 | D = 0) \geq P(Y^{disc} = y, M = 0 | D = 1)$, but this appears to be violated for large values of y , as indicated with the black arrows.



References

Andrews, Isaiah, Jonathan Roth, and Ariel Pakes, “*Estimating the Effect of a Treatment on the Probability of a Binary Outcome*,” *The Review of Economic Studies*, 2018.

Angel, Omer and Yinon Spinka, “*Estimating the Effect of a Treatment on the Probability of a Binary Outcome*,” *The Review of Economic Studies*, 2018.

Angrist, Joshua D. and Peter Hull, "http://www.nationalacademies.org/pubs/proceedings/2013/120-10881166", *Proceedings of the National Academy of Sciences*, 110(12), 2013.

—, Parag A. Pathak, and Roman A. Zarate, "http://www.jpe.org/content/223/1/1", *Journal of Public Economics*, 223, 2013.

Balke, Alexander and Judea Pearl, "http://www.jstor.org/stable/2346161", *Journal of the American Statistical Association*, 92(441), 1997.

Baranov, Victoria, Sonia Bhalotra, Pietro Biroli, and Joanna Maselko, "http://www.aerjournals.org/doi/abs/10.1016/j.amerjebrev.2013.03.001", *American Economic Review*, 110(3), 2013.

Borusyak, Kirill, "http://www.aerjournals.org/doi/abs/10.1016/j.amerjebrev.2013.03.001", *American Economic Review*, 110(3), 2013.

Bursztyjn, Leonardo, Alessandra L. González, and David Yanagizawa-Drott, "http://www.aerjournals.org/doi/abs/10.1016/j.amerjebrev.2013.03.001", *American Economic Review*, 110(3), 2013.

Charnes, A. and W. W. Cooper, "http://www.jstor.org/stable/2346161", *Naval Research Logistics Quarterly*, 9(4), 1962.

Cho, JoonHwan and Thomas M. Russell, "http://www.aerjournals.org/doi/abs/10.1016/j.amerjebrev.2013.03.001", *American Economic Review*, 110(3), 2013.

Cox, Gregory and Xiaoxia Shi, "http://www.jstor.org/stable/2346161", *The Review of Economic Studies*, 70(4), 2003.

Deuchert, Eva, Martin Huber, and Mark Schelker, "http://www.jstor.org/stable/2346161", *Journal of Business & Economic Statistics*, 37(4), 2019.

D'Haultfoeuille, Xavier, Stefan Hoderlein, and Yuya Sasaki, "http://www.jstor.org/stable/2346161", *Journal of Econometrics*, 240(1), 2018.

Fang, Zheng and Andres Santos, "http://www.jstor.org/stable/2346161", *The Review of Economic Studies*, 86(1), 2019.

—, —, Azeem M. Shaikh, and Alexander Torgovitsky, "http://www.jstor.org/stable/2346161", *Econometrica*, 91(1), 2023.

Flores, Carlos and Alfonso Flores-Lagunes, "http://www.jstor.org/stable/2346161", *Journal of Econometrics*, 240(1), 2018.

Frangakis, Constantine E. and Donald B. Rubin, "http://www.jstor.org/stable/2346161", *Biometrics*, 58(1), 2002.

Frölich, Markus and Martin Huber, “[Doubly Robust](#)”
Journal of the Royal Statistical Society Series B: Statistical Methodology, **79** (2017)

Huber, Martin, “[Adaptive](#)”
 — and Giovanni Mellace, “[Semi-Parametric](#)”
The Review of Economics and Statistics, **97** (2015)

—, Lukas Laffers, and Giovanni Mellace, “[Semi-Parametric](#)”
Journal of Applied Econometrics, **32** (2017)

Imai, Kosuke, Luke Keele, and Teppei Yamamoto, “[Causal](#)”
Statistical Science, **25** (2010)

Kitagawa, Toru, “[Asymptotically Efficient](#)”
Econometrica, **83** (2015)

Lee, David S., “[Semi-Parametric](#)”
The Review of Economic Studies, **76** (2009)

Ludwig, Jens, Jeffrey R Kling, and Sendhil Mullainathan, “[The](#)”
Journal of Economic Perspectives, **25** (2011)

Miles, Caleb H, “[Causal](#)”
Royal Statistical Society Series B: Statistical Methodology, **85** (2023)

Mourifié, Ismael and Yuanyuan Wan, “[Semi-Parametric](#)”
Review of Economics and Statistics, **99** (2017)

Pearl, Judea, “[Causality](#)”
 (2009)

Robins, James M. and Sander Greenland, “[Semi-Parametric](#)”
Epidemiology, **3** (1992)

Sun, Zhenting, “[Semi-Parametric](#)”
 (2017)

VanderWeele, Tyler J., “[Causal](#)”
Journal of research on educational effectiveness, **5** (2003)

—, “[The](#)”
Annual Review of Public Health, **37** (2016)

Villani, Cédric, *Optimal Transport*, **35** Grundlehren der mathematischen Wissenschaften, **3** (2009)

Wang, Linbo, James M. Robins, and Thomas S. Richardson, “[Causal](#)”
Biometrika, **104** (2017)

A Proofs of Results in Main Text

Proof of Proposition 3.1

$M = k$

$M = m_k$.

Proof of Proposition 3.1

Proof. Define

A ,

$$P(Y \in A, M = k | D = 1) = \theta_{kk}P(Y(1, k) \in A | G = kk) + \sum_{l:l \neq k} \theta_{lk}P(Y(1, k) \in A | G = lk) \quad \text{---}$$

$$P(Y \in A, M = k | D = 0) = \theta_{kk}P(Y(0, k) \in A | G = kk) + \sum_{l:l \neq k} \theta_{kl}P(Y(0, k) \in A | G = kl) \quad \text{---}$$

Define

$$\begin{aligned} & \theta_{kk}(P(Y(1, k) \in A | G = kk) - P(Y(0, k) \in A | G = kk)) \\ &= \Delta_k(A) - \sum_{l:l \neq k} \theta_{lk}P(Y(1, k) \in A | G = lk) + \sum_{l:l \neq k} \theta_{kl}P(Y(0, k) \in A | G = kl) \\ &\geq \Delta_k(A) - \sum_{l:l \neq k} \theta_{lk} \quad \text{---} \end{aligned}$$

$$\Delta_k(A) = P(Y \in A, M = k | D = 1) - P(Y \in A, M = k | D = 0), \quad \text{---}$$

Define

$$Y(1, k) | G = kk \quad \text{and} \quad Y(0, k) | G = kk \quad \text{---}$$

$$TV_k := \sup_A (P(Y(1, k) \in A | G = kk) - P(Y(0, k) \in A | G = kk))$$

Define

$$\theta_{kk}TV_k \geq \sup_A \Delta_k(A) - \sum_{l:l \neq k} \theta_{lk}.$$

Define

$$\begin{aligned} P(M = k | D = 1) &= P(M(1) = k) = \theta_{kk} + \sum_{l:l \neq k} \theta_{lk}, \quad \text{---} \\ &\sup_A \Delta_k(A) - (P(M = k | D = 1) - \theta_{kk}). \quad \text{---} \\ TV_k &\leq P(Y(1, k) \neq Y(0, k) | G = kk). \quad \text{---} \end{aligned}$$

Define

Define

Define

Define

Define

$$TV_k = \inf_{\substack{Q \text{ s.t.} \\ (Y(1,k), Y(0,k)) \sim Q \\ Y(1,k) \sim P_{1k} \\ Y(0,k) \sim P_{0k}}} E_Q[1[Y(1, k) \neq Y(0, k)]]$$

Define

$$P(d, k) | G = kk \quad \text{---} \quad E_Q[1[Y(1, k) \neq Y(0, k)]] = P_Q(Y(1, k) \neq$$

$Y(0, k)$, $\inf_{\theta \in \Theta_I} \theta_{kk} \left(\sup_A \Delta_k(A) - \sum_{l:l \neq k} \theta_{lk} \right) = \inf_{\theta \in \Theta_I} \theta_{kk} \left(\sup_A \Delta_k(A) - P(M = k | D = 1) + \theta_{kk} \right)$, \square

Proof of Corollary 3.2

Proof. $\inf_{\theta \in \Theta_I} \theta_{kk} \left(\sup_A \Delta_k(A) - \sum_{l:l \neq k} \theta_{lk} \right) = \inf_{\theta \in \Theta_I} \theta_{kk} \left(\sup_A \Delta_k(A) - P(M = k | D = 1) + \theta_{kk} \right)$

$$\inf_{\theta \in \Theta_I} \theta_{kk} \left(\sup_A \Delta_k(A) - \sum_{l:l \neq k} \theta_{lk} \right) = \inf_{\theta \in \Theta_I} \theta_{kk} \left(\sup_A \Delta_k(A) - P(M = k | D = 1) + \theta_{kk} \right),$$

$$\begin{aligned} \sup_A \Delta_k(A) - P(M = k | D = 1) &\leq 0, \\ \sup_A \Delta_k(A) &= \sup_A [P(Y \in A, M = k | D = 1) - P(Y \in A, M = k | D = 0)] \\ &\leq \sup_A P(Y \in A, M = k | D = 1) \\ &= P(M = k | D = 1), \end{aligned}$$

\square

Lemma A.1. *The distributions $Y | M = m, D = d$ have a Radon-Nikodym density with respect to a common dominating, positive σ -finite measure for all m, d such that $P(M = m | D = d) > 0$.*

Proof. $\mu(\cdot | M = m, D = d)$ $Y | M = d, D = d$ $\bar{\mu}(\cdot) := \sum_{m,d:P(M=d|D=d)>0} \mu(\cdot | M = m, D = d)$ \square

$$f_{Y|M=m,D=d} \quad Y | M = m, D = d \quad f_{Y,M=k|D=d} = f_{Y|M=m,D=d} / P(M = m | D = d).$$

Lemma A.2. *Suppose that for some $\theta \in \Theta_I$, there exist valid densities $f_{Y(d,k)|G=kk}$ (with respect to the dominating measure derived in Lemma A.1) such that for every k with $\theta_{kk} > 0$,*

$$\begin{aligned} \sum_l \theta_{lk} f_{Y(1,k)|G=lk} &= f_{Y,M=k|D=1} & \text{†} \\ \sum_l \theta_{kl} f_{Y(0,k)|G=kl} &= f_{Y,M=k|D=0} & \text{‡} \\ \theta_{kk} \int (f_{Y(1,k)|G=kk} - f_{Y(0,k)|G=kk})_+ &= \eta_k & \text{‡} \end{aligned}$$

for η_k defined to be the left-hand side of ‡. ²³ Then there exists a distribution P^* for $(Y(\cdot, \cdot), M(\cdot), D)$ consistent with the observable data—i.e. such that $(Y(D, M(D)), M(D), D) \sim P$ under P^* —and such that

²³In (20), the integral is over the sample space for Y . We adopt this convention through the proofs, unless explicitly noted otherwise.

Assumptions 1 and 2 hold, and $\eta_k = \theta_{kk}\nu_k$ for all k , where $\nu_k = P^*(Y(1, k) \neq Y(0, k) \mid G = kk)$ if $P^*(G = kk) = \theta_{kk} > 0$ and $\nu_k = 0$ otherwise.

Proof. $P^*(D = 1) = P(D = 1)$ and $D \perp\!\!\!\perp (Y(\cdot, \cdot), M(\cdot)) \mid (M(0), M(1))$ under P^* .
 $P^*(M(0) = l, M(1) = k) = \theta_{lk}$.
 P^*

$$P^*(Y \in A, M = k, D = d) = \begin{cases} \left(\sum_l \theta_{lk} \int_A f_{Y(1,k)|G=lk}^{P^*} \right) P^*(D = 1) & \text{if } d = 1 \\ \left(\sum_l \theta_{kl} \int_A f_{Y(0,k)|G=kl}^{P^*} \right) P^*(D = 0) & \text{if } d = 1 \end{cases}$$

P^*

$$P(Y \in A, M = k, D = d) = \left(\int_A f_{Y, M=k|D=d} \right) P(D = 1)$$

P^*

$$P^* \text{ in } P \text{ for } k,$$

$$\begin{aligned} \sum_l \theta_{lk} f_{Y(1,k)|G=lk}^{P^*} &= f_{Y, M=k|D=1} \\ \sum_l \theta_{kl} f_{Y(0,k)|G=kl}^{P^*} &= f_{Y, M=k|D=0} \end{aligned}$$

$\theta_{kk} > 0$

$$f_{Y(1,k)|G=lk}^{P^*}$$

$$f_{Y(1,k)|G=lk}^{P^*} =$$

$$f_{Y(1,k)|G=lk}$$

$$f_{Y(0,k)|G=kl}^{P^*} =$$

$$f_{Y(0,k)|G=kl}$$

k

$\theta_{kk} = 0$

P^*

$$f_{Y(1,k)|G=lk}^{P^*} = f_{Y, M=k|D=1} / P(M = k \mid D = 1)$$

$\sum_l \theta_{lk} = P(M = k \mid D = 1)$

P^*

$$f_{Y(0,k)|G=kl}^{P^*} = f_{Y, M=k|D=0} / P(M = k \mid D = 0).$$

$Y(d, k) \mid G = kk$

$Y(d, k) \mid G = kk$

$Y(1, k), Y(0, k) \mid G = kk$

P^*

$\theta_{kk} > 0$

$Y(1, k) \mid G = kk$

$Y(1, k) \mid G = kk$

$Y(0, k) \mid G = kk$

$$TV_k = \int \left(f_{Y(1,k)|G=kk}^{P^*} - f_{Y(0,k)|G=kk}^{P^*} \right)_+ = \eta_k / \theta_{kk},$$

G and G'

G and G'

tv

tv

$$P(G \neq G') = tv$$

P^*

P^*

$Y(1, k), Y(0, k) \mid G = kk$

$G = kk$

$$P^*(Y(1, k) \neq Y(0, k) \mid G = kk) = \eta_k / \theta_{kk}$$

²⁴

$$\theta_{kk} = 0, \sum_{l:l \neq k} \theta_{lk} =$$

²⁴Note that we have not specified the coupling between $Y(d, k)$ and $Y(d, k')$ under P^* for $k \neq k'$; since the coupling does not affect the observable distribution or the total variation distances of interest, any arbitrary coupling will suffice. Likewise, we have not specified the potential outcomes under treatment $m \notin \{l, k\}$ for group $G = lk$. Again, any specification suffices.

$$P(M = k | D = 1)$$

$$\begin{aligned} & \sup_A [P(Y \in A, M = k | D = 1) - P(Y \in A, M = k | D = 0)] \leq \\ & \sup_A [P(Y \in M = k | D = 1)] = \\ & P(M = k | D = 1) = \sum_{l:l \neq k} \theta_{lk} \end{aligned}$$

$$\eta_k = 0 = \theta_{kk} \nu_k \quad \eta_k = \theta_{kk} \nu_k \quad k.$$

□

Proof of Proposition 3.2

Proof. $f_{Y,M=k|D=1}$

$Y, M = k | D = 1$

$\Delta_k(A)$

$$\Delta_k(A) := P(Y \in A, M = k | D = 1) - P(Y \in A, M = k | D = 0).$$

η_k

$f_{Y(d,k)|G=kk}$

k $\theta_{kk} > 0$,

$$\begin{aligned} \sum_l \theta_{lk} f_{Y(1,k)|G=lk} &= f_{Y,M=k|D=1} & \text{§} \\ \sum_l \theta_{kl} f_{Y(0,k)|G=kl} &= f_{Y,M=k|D=0} & \text{§} \\ \theta_{kk} \int (f_{Y(1,k)|G=kk} - f_{Y(0,k)|G=kk})_+ &= \eta_k & \text{§} \end{aligned}$$

$$\min\{f_{Y,M=k|D=1}, f_{Y,M=k|D=0}\} \quad \theta_{kk} > 0. \quad \sup_A \Delta_k(A) - \sum_{l:l \neq k} \theta_{lk} > 0. \quad f_{min} := \min\{f_{Y,M=k|D=1}, f_{Y,M=k|D=0}\} \quad f_{min} = 0$$

§

$$\begin{aligned} f_{Y(1,k)|G=g} &= f_{Y,M=k|D=1} / P(M = k | D = 1) \quad g \\ f_{Y(0,k)|G=g} &= f_{Y,M=k|D=0} / P(M = k | D = 0) \quad g \end{aligned}$$

$\sum_l \theta_{lk} = P(M = k | D = 1)$

$$\sum_l \theta_{lk} = P(M = k | D = 1) \quad \sum_l \theta_{kl} = P(M = k | D = 0),$$

$f_{min} = 0$

$f_{min} = 0$

$$f_{Y,M=k|D=0} = 0$$

$f_{Y,M=k|D=1} > 0$

$f_{Y,M=k|D=1} > 0$

$$(f_{Y(1,k)|G=kk} - f_{Y(0,k)|G=kk})_+ = f_{Y(1,k)|G=kk}.$$

$$\theta_{kk} \int (f_{Y(1,k)|G=kk} - f_{Y(0,k)|G=kk})_+ = \theta_{kk} \int f_{Y(1,k)|G=kk} = \theta_{kk}.$$

§

$$\eta_k = \int (f_{Y,M=k|D=1} - f_{Y,M=k|D=0})_+ - \sum_{l:l \neq k} \theta_{lk} = \int f_{Y,M=k|D=1} - \sum_{l:l \neq k} \theta_{lk} = P(M = k | D = 1) - \sum_{l:l \neq k} \theta_{lk} = \theta_{kk}$$

$\sup_A \Delta_k(A)$

$$\sup_A \Delta_k(A) = \int (f_{Y,M=k|D=1} - f_{Y,M=k|D=0})_+;$$

$f_{min} = 0$

$f_{min} = 0$

$f_{Y,M=k|D=0}$

$f_{Y,M=k|D=1} > 0$

$P(M = k | D = 1)$

$$P(M = k | D = 1) = \theta_{kk} + \sum_{l:l \neq k} \theta_{lk}$$

1.1.1

1.1.2

1.1.3

1.1.4

1.1.5

1.1.6

$$f_{min} > 0$$

$$\tilde{f}_{min} = f_{min} / \int f_{min}$$

$$\tilde{f}_d = f_d / \int f_d$$

$$\tilde{f}_d = f_d / \int f_d$$

$$\int f_{min} > 0$$

$$f_{min} \geq 0$$

$$f_d := f_{Y,M=k|D=d} - f_{min}$$

$$f_{min} \geq 0 \implies f_d \geq 0$$

$$\int f_d > 0$$

$$\tilde{f}_d$$

$$0 < \sup_A \Delta_k(A) = \int (f_{Y,M=k|D=1} - f_{Y,M=k|D=0})_+ = \int f_1$$

1.1.7

1.1.8

1.1.9

$$(A - B)_+ = A - \min\{A, B\} \leq f_1$$

$$\int f_1 > 0$$

$$f_0 = 0$$

$$(f_{Y,M=k|D=1} - f_{Y,M=k|D=0})_+ =$$

$$\sup_A \Delta_k(A) = \int f_{Y,M=k|D=1} - f_{Y,M=k|D=0} = P(M = k | D = 1) - P(M = k | D = 0) = \sum_{l:l \neq k} \theta_{lk} - \sum_{l:l \neq k} \theta_{kl} \leq \sum_{l:l \neq k} \theta_{lk}$$

1.1.10

1.1.11

1.1.12

$$\sup_A \Delta_k(A) - \sum_{l:l \neq k} \theta_{lk} \leq 0$$

$$\int f_0 > 0$$

$$\tilde{f}_d$$

$$f_0 > 0$$

$$\nu_k = \eta_k / \theta_{kk}$$

$$f_{Y(d,k)|G=kk} = (1 - \nu_k) \tilde{f}_{min} + \nu_k \tilde{f}_d \quad d = 0, 1$$

$$f_{Y(1,k)|G=g} = \tilde{f}_1 \quad g \in \{lk : l \neq k\}$$

$$f_{Y(0,k)|G=g} = \tilde{f}_0 \quad g \in \{kl : l \neq k\}$$

1.1.13

1.1.14

1.1.15

1.1.16

$$f_{Y(d,k)|G=kk}$$

$$\nu_k \in [0, 1]$$

$$f_{Y(d,k)|G=kk}$$

$$\nu_k = \eta_k / \theta_{kk}$$

$$\eta_k$$

$$\theta_{kk} > 0$$

$$\nu_k \geq 0$$

$$\nu_k \leq 1$$

$$\begin{aligned} \nu_k &= \frac{\sup_A [P(Y \in A, M = k | D = 1) - P(Y \in A, M = k | D = 0)] - \sum_{l:l \neq k} \theta_{lk}}{\theta_{kk}} \\ &\leq \frac{\sup_A [P(Y \in A, M = k | D = 1)] - \sum_{l:l \neq k} \theta_{lk}}{\theta_{kk}} \\ &= \frac{P(M = k | D = 1) - \sum_{l:l \neq k} \theta_{lk}}{\theta_{kk}} \\ &= \frac{\theta_{kk}}{\theta_{kk}} \end{aligned}$$

1.1.17

1.1.18

$$f_{Y(d,k)|G=kk}$$

$$\sum_l \theta_{lk} f_{Y(1,k)|G=lk} = \left(\sum_{l:l \neq k} \theta_{lk} + \theta_{kk} \nu_k \right) \frac{f_1}{\int f_1} + \theta_{kk} (1 - \nu_k) \frac{f_{min}}{\int f_{min}}$$

6

$$f_1 + f_{min} = f_{Y,M=k|D=1}$$

$$f_1$$

$$(\sum_{l:l \neq k} \theta_{lk} + \theta_{kk} \nu_k) / \int f_1 =$$

$$1 \text{ a} \quad \theta_{kk}(1 - \nu_k) / \int f_{min} = 1. \text{ a}$$

$$\begin{aligned} \nu_k &= \frac{1}{\theta_{kk}} \left(\sup_A \Delta_k(A) - \sum_{l:l \neq k} \theta_{lk} \right) \\ &= \frac{1}{\theta_{kk}} \left(\int (f_{Y,M=k|D=1} - f_{min}) - \sum_{l:l \neq k} \theta_{lk} \right) \\ &= \frac{1}{\theta_{kk}} \left(P(M = k | D = 1) - \int f_{min} - \sum_{l:l \neq k} \theta_{lk} \right) \\ &= \frac{1}{\theta_{kk}} \left(\theta_{kk} - \int f_{min} \right) = 1 - \frac{\int f_{min}}{\theta_{kk}} \end{aligned}$$

$$\nu_k; \int (f - g)_+ = \int f - \min\{f, g\};$$

$$\min\{f, g\};$$

$$P(M = k | D = 1) = \sum_{l:l \neq k} \theta_{lk} + \theta_{kk} \quad \theta \in \Theta_I.$$

$$\theta_{kk}(1 - \nu_k) / \int f_{min} = 1. \quad (\sum_{l:l \neq k} \theta_{lk} + \theta_{kk}\nu_k) / \int f_1 = 1,$$

$$P(M = k | D = 1) = \sum_{l:l \neq k} \theta_{lk} + \theta_{kk}, \quad \sum_{l:l \neq k} \theta_{lk} + \theta_{kk}\nu_k = P(M = k | D = 1) - (1 - \nu_k)\theta_{kk} =$$

$$P(M = k | D = 1) - \int f_{min},$$

$$f_1, \int f_1 = \int f_{Y,M=k|D=1} - f_{min} = P(M = k | D = 1) - \int f_{min},$$

$$(\sum_{l:l \neq k} \theta_{lk} + \theta_{kk}\nu_k) / \int f_1 = 1,$$

$$\tilde{f}_d \propto f_{Y,M=k|D=d} - f_{min}$$

$$\tilde{f}_0 = 0 \quad (\tilde{f}_1 - \tilde{f}_0)_+ > 0. \quad \int (\tilde{f}_1 - \tilde{f}_0)_+ = \int \tilde{f}_1 = 1.$$

$$\theta_{kk} \int (f_{Y(1,k)|G=kk} - f_{Y(0,k)|G=kk})_+ = \theta_{kk} \int \nu_k (\tilde{f}_1 - \tilde{f}_0)_+ = \theta_{kk}\nu_k = \eta_k,$$

sd

$$\sup_A \Delta_k(A) - \sum_{l:l \neq k} \theta_{lk} \leq 0. \quad \eta_k = 0.$$

hd

$$f_{Y(1,k)|G=kk} = f_{Y(0,k)|G=kk} = f_{min} / \int f_{min}$$

$$f_{Y(1,k)|G=g} = \frac{1}{\sum_{l:l \neq k} \theta_{lk}} \left(f_{Y,M=k|D=1} - \theta_{kk} \frac{f_{min}}{\int f_{min}} \right) \quad g \in \{lk : l \neq k\}$$

$$f_{Y(0,k)|G=g} = \frac{1}{\sum_{l:l \neq k} \theta_{kl}} \left(f_{Y,M=k|D=0} - \theta_{kk} \frac{f_{min}}{\int f_{min}} \right) \quad g \in \{kl : l \neq k\}$$

$$\eta_k = \theta_{kk} > 0.$$

$$\eta_k = \theta_{kk} > 0.$$

$$\eta_k = 0,$$

$$\int f_{min} > 0,$$

$$f_{min} = 0$$

$$f_{min} / \int f_{min}$$

hd

$$g \neq kk$$

$$\sup_A \Delta_k(A) - \sum_{l:l \neq k} \theta_{lk} \leq 0.$$

$$\sup_A \Delta_k(A) = \int f_{Y,M=k|D=1} - f_{min} = P(M = k | D = 1) - \int f_{min},$$

hd

$$P(M = k | D = 1) - \int f_{min} - \sum_{l:l \neq k} \theta_{lk} \leq 0.$$

$$P(M = k | D = 1) - \sum_{l:l \neq k} \theta_{lk} = \theta_{kk} \frac{\int_{f_{\min}}^{\theta_{kk}} f_{Y,M=k|D=1} - \int_{f_{\min}}^{\theta_{kk}} f_{\min}}{\int_{f_{\min}}^{\theta_{kk}} f_{\min}} \leq 1. \quad f_{Y,M=k|D=1} \geq f_{\min} \quad f_{Y(d,k)|G=g} \geq f_{\min} \quad g \neq kk$$

$$\int \left(f_{Y,M=k|D=1} - \frac{\theta_{kk}}{\int_{f_{\min}}^{\theta_{kk}} f_{\min}} f_{\min} \right) = P(M = k | D = 1) - \theta_{kk} = \sum_{l:l \neq k} \theta_{lk}$$

$$\int \left(f_{Y,M=k|D=0} - \frac{\theta_{kk}}{\int_{f_{\min}}^{\theta_{kk}} f_{\min}} f_{\min} \right) = P(M = k | D = 0) - \theta_{kk} = \sum_{l:l \neq k} \theta_{kl}.$$

□

Proof of Lemma 3.1

$$F^{-1}(u) = \inf\{y : F(y) \geq u\} \quad F.$$

Lemma A.3. Suppose Assumption 1 holds. Then if $\tilde{\theta}_{kk}^1 > 0$,

$$\frac{1}{\tilde{\theta}_{kk}^1} \int_0^{\tilde{\theta}_{kk}^1} F_{Y|D=1, M=m_k}^{-1}(u) du \leq E[Y(1, k) | G = kk] \leq \frac{1}{\tilde{\theta}_{kk}^1} \int_{1-\tilde{\theta}_{kk}^1}^1 F_{Y|D=1, M=m_k}^{-1}(u) du$$

and if $\tilde{\theta}_{kk}^0 > 0$,

$$\frac{1}{\tilde{\theta}_{kk}^0} \int_0^{\tilde{\theta}_{kk}^0} F_{Y|D=0, M=m_k}^{-1}(u) du \leq E[Y(0, k) | G = kk] \leq \frac{1}{\tilde{\theta}_{kk}^0} \int_{1-\tilde{\theta}_{kk}^0}^1 F_{Y|D=0, M=m_k}^{-1}(u) du.$$

The bounds are sharp in the sense that there exists a distribution P^* for $(Y(\cdot, \cdot), M(\cdot), D)$ consistent with the observable data and with $\theta_{lk} = P^*(G = lk)$ such that the bounds hold with equality. If the distributions of $Y | D = d, M = m_k$ are continuous, then the bounds can equivalently be written as

$$E[Y | M = m_k, D = 1, Y \leq y_{\tilde{\theta}_{kk}^1}^1] \leq E[Y(1, k) | G = kk] \leq E[Y | M = m_k, D = 1, Y \geq y_{1-\tilde{\theta}_{kk}^1}^1]$$

and

$$E[Y | M = m_k, D = 0, Y \leq y_{\tilde{\theta}_{kk}^0}^0] \leq E[Y(0, k) | G = kk] \leq E[Y | M = m_k, D = 0, Y \geq y_{1-\tilde{\theta}_{kk}^0}^0],$$

where $y_q^d := F_{Y|D=d, M=m_k}^{-1}(q)$ is the q th quantile of $Y | D = d, M = m_k$.

Proof.

$$E[Y(1, k) | G = kk].$$

$$F_{Y|D=1, M=k} = \tilde{\theta}_{kk}^1 F_{Y(1,k)|G=kk} + (1 - \tilde{\theta}_{kk}^1)H,$$

$$H = \frac{1}{1-\tilde{\theta}_{kk}^1} \sum_{l:l \neq k} F_{Y(1,k)|G=lk}$$

$Y(1, k) \mid G = g$ for $g = lk, l \neq k$

$$F_{Y(1,k)|G=kk} = \frac{1}{\tilde{\theta}_{kk}^1} F_{Y|D=1, M=k} - \frac{1 - \tilde{\theta}_{kk}^1}{\tilde{\theta}_{kk}^1} H.$$

Proof

$$\max \left\{ \frac{1}{\tilde{\theta}_{kk}^1} F_{Y|D=1, M=k} - \frac{1 - \tilde{\theta}_{kk}^1}{\tilde{\theta}_{kk}^1}, 0 \right\} \leq F_{Y(1,k)|G=kk} \leq \min \left\{ \frac{1}{\tilde{\theta}_{kk}^1} F_{Y|D=1, M=k}, 1 \right\}$$

Since $F_1 \leq F_2$, $F_1 \leq F_2$, $F_1 \leq F_2$
 $E_{F_1}[Y] \geq E_{F_2}[Y]$, $E_{F_{ub}}[Y(1, k)] \leq E[Y(1, k) \mid G = kk] \leq E_{F_{lb}}[Y(1, k)]$, F_{lb}, F_{ub}
 $U \in [0, 1]$, $Y_{ub} \sim F_{Y|D=1, M=k}^{-1}(U) \mid U \in [0, \tilde{\theta}_{kk}^1]$.

$$\begin{aligned} F_{Y_{ub}}(y) &= P(F_{Y|D=1, M=k}^{-1}(U) \geq y \mid U \in [0, \tilde{\theta}_{kk}^1]) \\ &= P(F_{Y|D=1, M=k}(y) \leq U \mid U \in [0, \tilde{\theta}_{kk}^1]) \\ &= \min \left\{ \frac{1}{\tilde{\theta}_{kk}^1} F_{Y|D=1, M=k}(y), 1 \right\} = F_{ub}(y). \end{aligned}$$

$E_{F_{ub}}[Y(1, k)] = E[F_{Y|D=1, M=k}^{-1}(U) \mid U \in [0, \tilde{\theta}_{kk}^1]] = \frac{1}{\tilde{\theta}_{kk}^1} \int_0^{\tilde{\theta}_{kk}^1} F_{Y|D=1, M=k}^{-1}(u) du$
 $E[Y(1, k) \mid G = kk] = E[Y \mid D = 1, M = k, Y \leq y_{\tilde{\theta}_{kk}^1}]$
 $Y_{lb} \sim F_{Y|D=1, M=k}^{-1}(U) \mid U \in [1 - \tilde{\theta}_{kk}^1, 1]$
 $E[Y(1, k) \mid G = kk] = P^* \int D \parallel Y(\cdot, \cdot), M(\cdot) \mid P(M(0) = l, M(1) = k) = \theta_{lk}$
 $Y(1, k) \mid G = lk \sim F_{Y|D=1, M=k}^{-1}(U) \mid U \in [\tilde{\theta}_{kk}^1, 1]$ for $g = lk, l \neq k$
 $Y \mid M = k, D = 1$

$$\tilde{\theta}_{kk}^1 \left(F_{Y|D=1, M=k}^{-1}(U) \mid U \in [0, \tilde{\theta}_{kk}^1] \right) + (1 - \tilde{\theta}_{kk}^1) \left(F_{Y|D=1, M=k}^{-1}(U) \mid U \in [\tilde{\theta}_{kk}^1, 1] \right) \sim F_{Y|D=1, M=k}^{-1}(U)$$

Since $Y \sim F^{-1}(U)$, $Y \mid M = k, D = 1$
 $P^* E[Y(0, k) \mid G = kk] = E[Y(1, k) \mid G = kk]$. \square

Proof of Proposition 3.3

Proof.

$$\inf_{\tilde{\theta}_{kk}^d \in \tilde{\Theta}_I} E[F_{Y|D=d, M=k}^{-1}(U) \mid U \in [0, \tilde{\theta}_{kk}^d]] \leq E[Y(1, k) \mid G = kk] \leq \sup_{\tilde{\theta}_{kk}^d \in \tilde{\Theta}_I} E[F_{Y|D=d, M=k}^{-1}(U) \mid U \in [1 - \tilde{\theta}_{kk}^d, 1]]$$

$$U \in \tilde{\Theta}_I, \tilde{\theta}_{kk}^d = \theta_{kk}/P(M = k \mid D = d), \theta \in \Theta_I.$$

$F_{Y|D=d,M=k}^{-1}(U)$ is in U , it is \inf and \sup able $\tilde{\theta}_{kk}^{min}$. \square
 $ADE_k = E[Y(1,k) - Y(0,k) | G = kk]$ ADE_k
 $d = 0, 1,$ $E[Y(d,k) | G = kk]$
 $Y(d,k) | G = kk,$ \square

B Additional Theoretical Results

B.1 Closed-form solution for θ_{kk} with fully-ordered M

θ_{kk}^{min} in M is \square
 \square

Proposition B.1. *Suppose M is fully-ordered, so that $m_0 < m_1 \dots < m_{K-1}$. Suppose Assumptions 1 and 2 are satisfied, where $R = \{\theta \in \Delta : \theta_{lk} = 0 \text{ if } m_l > m_k\}$ imposes the monotonicity assumption that $M(1) \geq M(0)$. Then*

$$\theta_{kk} \geq P(M = m_k | D = 1) - \min\{P(M = m_k | D = 1), P(M \geq m_k | D = 1) - P(M \geq m_k | D = 0)\}$$

for all $\theta \in \Theta_I$, and there exists $\theta \in \Theta_I$ such that inequality holds with equality simultaneously for all k .

Proof. $m_k = k.$ $\theta \in \Theta_I,$

$$\begin{aligned} \sum_{l:l < k} \theta_{lk} &\leq \min\{P(M(1) = k), P(M(1) \geq k) - P(M(0) \geq k)\} \\ &= \min\{P(M = k | D = 1), P(M \geq k | D = 1) - P(M \geq k | D = 0)\} \end{aligned}$$

$k = 0, \dots, K - 1,$ $\theta \in \Theta_I$ $k.$

$$\theta_{kk} = P(M = k | D = 1) - \sum_{l:l < k} \theta_{lk} \quad \theta \in \Theta_I.$$

$$P(M(1) = k) = \theta_{kk} + \sum_{l:l < k} \theta_{lk},$$

$$\sum_{l:l < k} \theta_{lk} \leq P(M(1) = k).$$

$$P(M(1) \geq k) - P(M(0) \geq k) = \sum_{l:l < k} \sum_{k':k' \geq k} \theta_{lk'} \geq \sum_{l:l < k} \theta_{lk},$$

$\theta_{lk} = 0$ in $\theta \in \Theta_I$ $k < l.$

$$\theta_{lk} = \begin{cases} \theta_{00} = P(M(1) = 0) & k = 0, \\ P(M(1) = 0) \leq P(M(0) = 0) & 1 \leq k \leq \bar{k}, \\ 0 & k > \bar{k}. \end{cases}$$

$$\sum_{l:l < j} \theta_{lj} = \min\{P(M(1) = j), P(M(1) \geq j) - P(M(0) \geq j)\} \quad j \leq \bar{k}$$

$$\sum_{l:l \leq j} \theta_{lj} = P(M(1) = j) \quad j \leq \bar{k}$$

$$\sum_{l:l \leq \bar{k}} \theta_{jl} \leq P(M(0) = j) \quad j \leq \bar{k}$$

$$\theta_{lk} = \begin{cases} \theta_{lj} & k \geq 1, \theta_{lj} & l = 0, \dots, k-1, \\ \theta_{kk} = P(M(1) = k) - \min\{P(M(1) = k), P(M(1) \geq k) - P(M(0) \geq k)\} & l = 0, \dots, k-1, \end{cases}$$

$$\sum_{l':l' < l} \theta_{l'k} = P(M(1) \geq k) - P(M(0) \geq k), \quad \theta_{lk} = 0.$$

$$\theta_{lk} = \min \left\{ P(M(1) \geq k) - P(M(0) \geq k) - \sum_{l':l' < l} \theta_{l'k}, P(M(0) = l) - \sum_{k':k' < k} \theta_{lk'} \right\}.$$

$$\theta_{lk} \geq 0.$$

$$\sum_{l:l < k} \theta_{lk} = \min\{P(M(1) = k), P(M(1) \geq k) - P(M(0) \geq k)\}$$

$$\sum_{l:l < k} \theta_{lk} < \min\{P(M(1) = k), P(M(1) \geq k) - P(M(0) \geq k)\}.$$

$$\sum_{l:l < k} \theta_{lk} < P(M(1) \geq k) - P(M(0) \geq k) \quad l = 0, \dots, k-1,$$

$$\theta_{lk} = P(M(0) = l) - \sum_{j:j < k} \theta_{lj}.$$

$$l < k,$$

$$\begin{aligned} \sum_{l:l < k} \theta_{lk} &= \sum_{l:l < k} P(M(0) = l) - \sum_{l:l < k} \sum_{j:j < k} \theta_{lj} \\ &= \sum_{l:l < k} P(M(0) = l) - \sum_{j:j < k} \sum_{l:l < k} \theta_{lj} \\ &= \sum_{l:l < k} P(M(0) = l) - \sum_{j:j < k} \sum_{l:l \leq j} \theta_{lj} \\ &= \sum_{l:l < k} P(M(0) = l) - \sum_{j:j < k} P(M(1) = j) \\ &= P(M(0) < k) - P(M(1) < k) \\ &= P(M(1) \geq k) - P(M(0) \geq k) \end{aligned}$$

$\bar{k} = k$, θ_{ik}
 $\bar{k} = k$, θ_{ik}
 $\bar{k} = k$, θ_{ik}
 $\bar{k} = 0, \dots, K - 1$, θ
 θ
 $M | D = 1, \sum_l \theta_{lk} = P(M = k | D = 1)$, $M | D = 0$
 $\sum_l \theta_{jl} \leq P(M(0) = j)$, j, l
 $\sum_j \sum_l \theta_{jl} \geq \sum_j P(M(0) = j) = 1$

$$\sum_j \sum_l \theta_{jl} = \sum_j \left(\sum_{l:l \leq j} \theta_{lj} \right) = \sum_j P(M(1) = j) = 1,$$

□

C Additional Monte Carlo Results

Figure 1
 Figure 2
 Figure 3
 Figure 4
 Figure 5
 Figure 6

D Additional Empirical Results

Alternative sample for Bursztyn et al. (2020).
 75
 8 0.08 to 0.13.
 5

Alternative tests. [Table 1](#)
 25

²⁵Recall that the reported p -value is the smallest value of α for which the test rejects. Since ARP uses a two-stage procedure, it is difficult to analytically compute the p -value. We therefore compute the test for α values on a grid with interval-length 0.01 between 0.01 and 0.1 and interval-length 0.1 between 0.15 and 0.95, and report the smallest grid point at which the test rejects.

~~Table 1~~

	$\bar{\nu}$	B	R	S	K	S	S	
0	0			0.086	0.078	0.050	0.136	0.126
0	0.134			0.264	0.256	0.064	0.314	0.280
1	0.283			0.828	0.822	0.422	0.844	0.830

~~Table 2~~

	$\bar{\nu}$	B	R	S	K	S	S	
0	0			0.046	0.040	0.040	0.098	0.090
0	0.134			0.444	0.430	0.160	0.456	0.434
1	0.283			0.978	0.976	0.846	0.976	0.976

~~Table 3~~

	$\bar{\nu}$	B	R	S	K	S	S	
0	0			0.052	0.044	0.030	0.082	0.078
0	0.134			0.822	0.816	0.618	0.818	0.796
1	0.283			1	1	1	1	1

~~Table 4~~

	$\bar{\nu}$	B	R	S	K	S	S	
0	0			0.072	0.188	0.050	0.324	0.262
0	0.134			0.164	0.246	0.064	0.340	0.308
1	0.283			0.530	0.658	0.422	0.774	0.720

~~Table 5~~

	$\bar{\nu}$	B	R	S	K	S	S	
0	0			0.052	0.086	0.040	0.208	0.158
0	0.134			0.272	0.314	0.160	0.436	0.368
1	0.283			0.798	0.924	0.846	0.960	0.942

~~Table 6~~

	$\bar{\nu}$	B	R	S	K	S	S	
0	0			0.042	0.048	0.030	0.122	0.100
0	0.134			0.636	0.742	0.618	0.804	0.754
1	0.283			0.998	1	1	1	1

Notes: This table show simulation results analogous to Panels B-D of Table 1, with 2 and 10 bins used for discretizing the outcome variable. The first column shows the value of t , which determines the distance from the null, as described in the main text. The second column shows the lower-bound on the fraction of always-takers affected by treatment, $\bar{\nu}$. The remaining columns contain the rejection probabilities for each of the inference methods considered. Panels A-C use 2 bins to discretize the outcome variable and Panels D-F use 10 bins. Since Kitagawa (2015) does not require a discrete outcome variable, we use the outcome variable as-is when running this test (hence the results for K do not depend on the number of bins). Rejection probabilities are computed over 500 simulation draws, under a 5% significance level.

	$\bar{\nu}$	B	R	S	T	F	
0	0			0.056	0.092	0.150	0.112
1	0.119			0.092	0.206	0.356	0.326
2	0.255			0.290	0.856	0.944	0.922

	$\bar{\nu}$	B	R	S	T	F	
0	0			0.054	0.058	0.146	0.110
1	0.119			0.110	0.392	0.546	0.514
2	0.255			0.288	0.986	0.998	0.998

	$\bar{\nu}$	B	R	S	T	F	
0	0			0.042	0.048	0.100	0.076
1	0.119			0.104	0.792	0.892	0.860
2	0.255			0.422	1	1	1

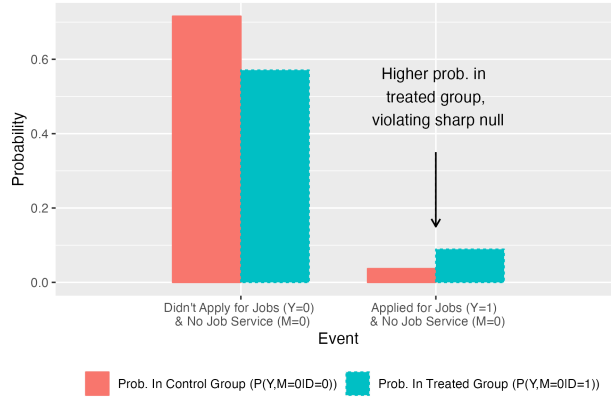
	$\bar{\nu}$	B	R	S	T	F	
0	0			0.038	0.102	0.386	0.264
1	0.119			0.036	0.256	0.556	0.464
2	0.255			0.126	0.818	0.960	0.932

	$\bar{\nu}$	B	R	S	T	F	
0	0			0.048	0.032	0.282	0.176
1	0.119			0.050	0.238	0.650	0.566
2	0.255			0.134	0.986	0.998	0.998

	$\bar{\nu}$	B	R	S	T	F	
0	0			0.048	0.006	0.182	0.094
1	0.119			0.068	0.464	0.936	0.894
2	0.255			0.264	1	1	1

Notes: This table show simulation results analogous to Table 2, with 2 and 10 bins used for discretizing the outcome variable. The first column shows the value of t , which determines the distance from the null, as described in the main text. The second column shows the lower-bound on the fraction of always-takers affected by treatment, $\bar{\nu}$. The remaining columns contain the rejection probabilities for each of the inference methods considered. Panels A-C use 2 bins to discretize the outcome variable and Panels D-F use 10 bins. Rejection probabilities are computed over 500 simulation draws, under a 5% significance level.

Figure 1



Note: This figure is analogous to Figure 1 except it uses the full sample rather than restricting to men who initially underestimate others' beliefs.

	M	S	R	E	E		
				0.020	0.030	0.018	0.018
				0.019	0.020	0.019	0.019
				0.023	0.030	0.011	0.015
				0.028	0.650	0.037	0.049
				0.654	0.550	0.115	0.256