
DIFFERENTIABLE SEARCH FOR FINDING OPTIMAL QUANTIZATION STRATEGY

Lianqiang Li, Chenqian Yan

ByteDance Inc.

{lilianqiang, yanchenqian.i}@bytedance.com

Yefei Chen

Xi'an Jiaotong University

xjtu_yefeichen@163.com

ABSTRACT

To accelerate and compress deep neural networks (DNNs), many network quantization algorithms have been proposed. Although the quantization strategy of any algorithm from the state-of-the-arts may outperform others in some network architectures, it is hard to prove the strategy is always better than others, and even cannot judge that the strategy is always the best choice for all layers in a network. In other words, existing quantization algorithms are suboptimal as they ignore the different characteristics of different layers and quantize all layers by a uniform quantization strategy. To solve the issue, in this paper, we propose a differentiable quantization strategy search (DQSS) to assign optimal quantization strategy for individual layer by taking advantages of the benefits of different quantization algorithms. Specifically, we formulate DQSS as a differentiable neural architecture search problem and adopt an efficient convolution to efficiently explore the mixed quantization strategies from a global perspective by gradient-based optimization. We conduct DQSS for post-training quantization to enable their performance to be comparable with that in full precision models. We also employ DQSS in quantization-aware training for further validating the effectiveness of DQSS. To circumvent the expensive optimization cost when employing DQSS in quantization-aware training, we update the hyper-parameters and the network parameters in a single forward-backward pass. Besides, we adjust the optimization process to avoid the potential under-fitting problem. Comprehensive experiments on high level computer vision task, i.e., image classification, and low level computer vision task, i.e., image super-resolution, with various network architectures show that DQSS could outperform the state-of-the-arts.

1 Introduction

In the past decade, DNNs have gained great success in many fields, such as computer vision [1, 2], natural language processing [3, 4], and speech processing [5, 6]. These achievements often rely on the networks with millions or even billions of parameters. With the increasing complexity of network structures, the requirements for storage and computation are becoming considerable challenges. As a result, compressing and accelerating DNNs is imperative, and a wide variety of research efforts have been proposed, including network pruning [7, 8], knowledge distillation [9, 10], low-rank approximation [11, 12], neural architecture search [13, 14] and network quantization [15, 16].

Among the above methods, network quantization has attracted great attention [17, 18, 19, 15], it usually refers to representing the 32-bit floating point (FP32) activations and weights into discrete low-bit integers. Low-precision quantization can not only save the memory storage, but also has the ability to speed up network inference by utilizing inter-arithmetic units if possible. Quantization algorithms can be classified into many categories. According to whether to retain the weights or not, they could be roughly divided as: post-training quantization (PTQ) and quantization-aware training (QAT). However, both the PTQ and the QAT methods usually adopt the same quantization strategy for all layers in a network, e.g., all layers employ Kullback-Leibler (KL) divergence to search the quantization threshold. Such uniform quantization strategy assignment may be suboptimal since different layers have different characteristics, and they have different impact on the performance of the overall network. As a result, it is necessary to use mixed quantization strategies for different layers. Nevertheless, few efforts have explored this problem because it requires domain experts with knowledge of machine learning to explore the huge design space smartly with rule-based heuristics

[20]. Take the ResNet-50 as an example, suppose there are $N = 4$ candidate methods for activations and weights in each layer, the size of the search space is about $4^{50} \times 4^{50}$, which is even larger than the number of particles in the earth.

In this paper, we propose a **differentiable quantization strategy search (DQSS)** framework to solve this problem. First, motivated by DARTS [21], DQSS relaxes the discrete search space into a continuous one, so as to explore mixed quantization strategies for different layers from a global perspective by gradient-based optimization. Second, DQSS proposes an efficient convolution rather than perform the operator for each pair of activations and weights like in [21]. Theoretically, this enables DQSS to employ all the existing quantization algorithms as the search computation complexity is independent with the size of search space. We integrate DQSS into both the PTQ and QAT methods. To alleviate the expensive optimization cost brought by QAT, we update the hyper-parameters and the network parameters in a single forward-backward pass. Besides, we improve the optimization process to avoid the under-fitting problem. We conduct extensive experiments on image classification with different neural architectures. We also employ DQSS into image super-resolution to verify its generalizability. Experimental results show that DQSS could surpass previous methods across various network architectures, and even outperforms FP32 models under some circumstances.

To the best of our knowledge, this is the first work to assign optimal quantization strategy for individual layer (both activations and weights) by taking advantages of the benefits of different quantization algorithms. The contributions of this paper are summarized as following:

- We propose DQSS to explore mixed quantization strategies for different layers through gradient-based method by formulating assigning optimal quantization strategy as a differentiable neural architecture search problem.
- We propose an efficient convolution which enables the search computation complexity of DQSS to be independent with the size of search space.
- We not only conduct DQSS for the PTQ but also apply it to QAT. Further, we introduce two improvements to circumvent the expensive optimization cost and avoid the potential under-fitting problem, respectively.
- We carry out comprehensive experiments and show that the proposed DQSS could outperform the state-of-the-arts for image classification and image super-resolution.

The rest of this paper is organized as follows. We summarize some related works in section 2. In section 3, we first present the motivation of the proposed method, and then introduce the proposed method in detail. We present the experimental results as well as the performance analysis in section 4. In section 5, we draw the conclusion and describe our future research direction.

2 Related Works

2.1 Network Quantization

Network quantization algorithms have long been studied. Take the uniform quantization as an example, a complete quantization process includes quantization operation and de-quantization operation, can be formulated as follows:

$$T_q = clamp(\lceil \frac{T}{s} \rceil + z, N_{min}, N_{max}) \quad (1)$$

$$\begin{aligned} clamp(x, a, b) &= a & x &\leq a \\ &= x & a &\leq x \leq b \\ &= b & x &\geq b \end{aligned} \quad (2)$$

$$\hat{T} = s * (T_q - z) \quad (3)$$

where T is the original FP32 number which has been clipped by quantization threshold. T_q is the quantized number with the range in $[N_{min}, N_{max}]$, and \hat{T} is the de-quantized number. $\lceil * \rceil$ is the rounding function to round continuous numbers to their nearest integers, $s \in \mathbb{R}_+$ is called scale which specifies the quantization resolution, and $z \in \mathbb{Z}$ is called zero-point to ensure the common operations like zero padding do not cause quantization error [22]. Generally, network quantization algorithms could be categorized into post-training quantization and quantization-aware training.

Post-training quantization refers to obtaining quantization parameters, i.e., quantization threshold, scale and zero-point, by a calibration dataset. These methods do not need any fine-tuning or training process and can be deployed easily. Therefore, a lot of works have been explored in both the academia and the industry. Particularly, TensorRT [23] employed maximum absolute value method (Max_Abs) and KL divergence between the FP32 numbers and the quantized numbers to gain the quantization parameters. [24] proposed EasyQuant (EQ), a method tried to maximize

the cosine similarity between the FP32 numbers and the quantized numbers. [25] introduced a data-free quantization method by equalizing the weights range and correcting the bias errors that were introduced during quantization. [26] proposed AdaRound, a better weight-rounding mechanism for PTQ that adapts to the data and the task loss. [27] borrowed the idea from alternating direction method of multipliers (ADMM) to decouple the optimization of minimizing quantization error into several sub-problems. In spite of so many works have explored, the performance of PTQ is usually worse than that in QAT.

Quantization-aware Training involves optimizing the weights to adapt quantization noise by using a training set. Rendering the training “quantization-aware” is non-trivial since the rounding and clipping operations in Eq. (1) are non-differentiable [28]. The straight-through estimator (STE) [29] trick can be used to approximate the gradient calculation for backpropagation. Previous works, e.g., DoReFa [30] quantized activations and weights in a deterministic way while quantized the gradients stochastically. Recently, more and more works tried to learn the quantization information during the fine-tuning process for quantized networks. To solve the gradients mismatching problem, DSQ [31] proposed a differentiable soft quantization method to provide more accurate gradients compared with STE. LSQ [32] introduced a novel approach to learn quantization resolution and network parameters conjunctively. PACT [33] proposed to adaptively learn and determine the quantization threshold during the fine-tuning process. QAT methods can provide higher performance than that in PTQ, but the fine-tuning process is usually time-consuming and computationally intensive [18].

Compared with the proposed DQSS, both of the existing PTQ methods and QAT methods simply assign the same quantization strategy to all layers, which usually leads to the suboptimal solution.

2.2 Neural Architecture Search

Neural architecture search is also a mainstream approach for lightweight DNNs. The first work [34] used a reinforcement learning agent to generate neural network architectures with high accuracy. However, the method required thousands of GPU days. To efficiently search for neural architecture, an attractive solution was to construct a super network whose weights are shared with its child networks [13, 35]. These methods could sample relatively better child networks from the super network by another network controller. Recently, DARTS shortened [21] the searching time to a few GPU days by relaxing the discrete architecture search space to be continuous with weighted mixture-of-operations, and optimized the candidate architecture through gradient descent method.

The neural architecture search algorithms can also benefit other tasks. Similar to our work, the combination of network quantization and neural architecture search has been actively studied in recent literatures [36, 37, 38, 39]. However, they pay more attention to the mixed precisions for different layers while DQSS manages to find the mixed quantization strategies for different layers.

3 The Proposed Method

In this section, we first present the motivation of DQSS. Then we introduce DQSS in detail, including how to formulate the problem of searching mixed quantization strategies by a differentiable way, how to carry out efficient convolution, and how to solve the problems brought by employing DQSS in QAT.

3.1 Motivation

The core of quantization strategy is to find a proper quantization threshold to set up scale and zero-point. However, there exists a trade-off between the threshold and the scale value. Specifically, to increase the quantization resolution, the threshold should be as small as possible. However, if the quantization threshold is too small, it may remove valid values outside the threshold which would degrade the performance of quantized networks.

Although most of the state-of-the-arts [30, 33, 32, 31] claimed they could balance the above trade-off and gain satisfactory performance. Some researchers [40] recently found that no algorithm could achieve the best performance on every architecture. They also noticed that employing different quantization strategies for activations and weights could gain better performance than employing a uniform one. Echoing the findings of academia, in industry, some neural network inference frameworks, e.g. TensorRT [23], would expose some interfaces to users. By employing the interfaces to modify the quantization information manually, users could alleviate the performance drop caused by quantization. Nonetheless, as DNNs become deeper, the search space increases exponentially, which makes it infeasible to rely on hand-crafted schemes.

We attribute these phenomena to that the existing quantization algorithms ignore the different characteristics of different layers and quantize all layers by a uniform quantization strategy. Motivated by the above observations and the related

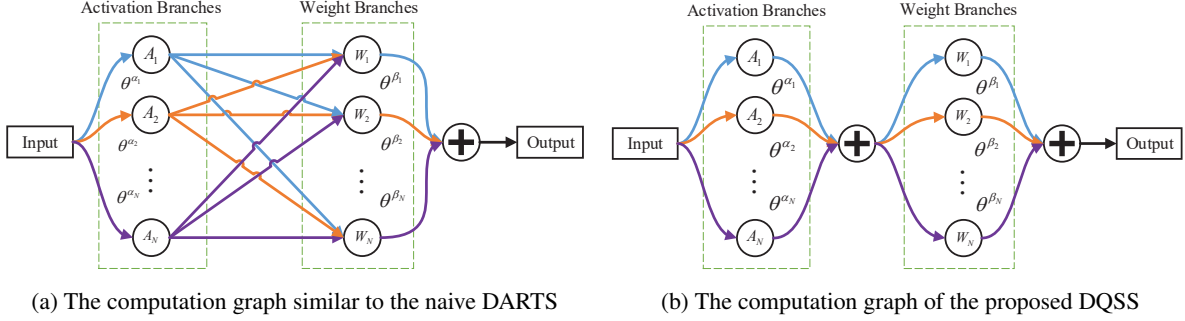


Figure 1: The illustrations of different computation graphs. For the computation graph similar to the naive DARTS, each quantized activation branch and each quantized weight branch need carry on a convolution. For DQSS, there is only one convolution between the weighted average sum of all quantized activation branches and the weighted average sum of all quantized weight branches.

works, in this paper, we look forward to finding an optimal quantization strategy for each individual layer by taking advantages of the benefits of different quantization algorithms.

3.2 Differentiable quantization strategy search

Without loss of generality, we take the convolution operator as a concrete example in the following description. Denote A as the activations (inputs) while W as the weights. Then the conventional convolution can be calculated by follows:

$$y = W * A \quad (4)$$

where y are the outputs. Different with the conventional convolution, for each layer, we construct N quantized branches for the activations and N quantized branches for the weights. Where N denotes the number of candidate quantization strategies. Then the optimization objective of DQSS is to search the optimal quantization strategy for each layer from the given candidate methods to keep the performance of quantized models. A straightforward solution is to learn an importance parameter for each branch, this can be implemented by reformulating Eq. (4) as:

$$y = \sum_{i=1}^N \alpha_i \sum_{j=1}^N \beta_j (W_j * A_i),$$

$$s.t. \sum \alpha_i = 1, \sum \beta_j = 1 \quad (5)$$

where α and β are the importance parameters for activations and weights. As different branches can have different impact on the overall performance, we can train the importance parameters to increase the probability to sample those branches with better performance, and to suppress those with worse performance. If the networks with multi-branches have been converged, then we can take the "winner-take-all" scheme to derive the optimal quantization strategy assignment as:

$$\alpha_* = \operatorname{argmax}(\alpha), \quad \beta_* = \operatorname{argmax}(\beta) \quad (6)$$

However, since the argmax function is not differentiable and the search space is discrete and huge, we cannot optimize the importance parameters by hand-craft approaches or using gradient-based methods. Inspired by DARTS [21], a much simpler optimization is to relax the discrete search space into a continuous one by applying the *Softmax* function over the learnable importance parameters. As a result, we can rewrite the Eq. (5) as follows:

$$y = \sum_{i=1}^N \theta^{\alpha_i} \sum_{j=1}^N \theta^{\beta_j} (W_j * A_i),$$

$$s.t. \sum \theta^{\alpha_i} = 1, \sum \theta^{\beta_j} = 1 \quad (7)$$

where θ^α and θ^β are the softened importance parameters, and their definitions are shown in Eq. (8)

$$\theta^{\alpha_i} = \frac{\exp(\alpha_i)}{\sum_k (\alpha_k)}, \quad \theta^{\beta_j} = \frac{\exp(\beta_j)}{\sum_k (\beta_k)} \quad (8)$$

Such relaxation enables the optimization process can be learned by gradient descent method in the space of continuous parameters $\{\theta^\alpha, \theta^\beta\}$, which is much less expensive than combinatorial search over the configurations of $\{\alpha, \beta\}$.

3.3 Efficient convolution

Although naive DARTS enables to search mixed quantization strategies to be feasible, we have to store N copies of activations and N copies of weights to perform Eq. (7), as shown in Figure 1a. Besides the storage requirement, the computation cost in Eq. (7) is as much as the $N \times N$ times than that in Eq. (4). Fortunately, unlike naive DARTS, where the candidate operators are heterogeneous, e.g. convolution, skip connection, pooling, etc., the candidate operators of DQSS are homogeneous, only difference is that different branches would carry out different quantization strategies. Thus, we only need keep the representative activation branch and the representative weight branch as illustrated in Figure 1b, to avoid the expensive parallel operations. Specifically, the quantized activation tensors of different quantization strategies are scaled and then summed as $\hat{\mathbf{A}}$ and the quantized weight tensors of different quantization strategies are scaled and then summed as $\hat{\mathbf{W}}$, their definitions are shown in Eq. (9)

$$\hat{\mathbf{A}} = \sum_{i=1}^N \theta^{\alpha_i} A_i, \hat{\mathbf{W}} = \sum_{j=1}^N \theta^{\beta_j} W_j \quad (9)$$

Therefore, we can reformulate Eq. (7) as follows:

$$y = \left(\sum_{j=1}^N \theta^{\beta_j} W_j \right) * \left(\sum_{i=1}^N \theta^{\alpha_i} A_i \right) = \hat{\mathbf{W}} * \hat{\mathbf{A}}, \quad (10)$$

$$s.t. \sum \theta^{\alpha_i} = 1, \sum \theta^{\beta_j} = 1$$

Compared with Eq. (7), Eq. (10) improves the memory cost from $O(N)$ to $O(1)$, and the computational cost from $O(N^2)$ to $O(1)$. Theoretically, this enables DQSS to be able to employ all the existing quantization algorithms to find the optimal quantization strategy assignment as the search computation complexity of DQSS is independent with the size of search space.

In this paper, we mainly focus on applying DQSS to PTQ methods. This means that the optimization process just need learn the hyper-parameters, i.e., θ^α and θ^β , which is relatively easier than that in QAT methods.

3.4 Extension to quantization-aware training

For further validating the effectiveness of DQSS, we also perform it in QAT methods. Nevertheless, there exist two issues. On the one hand, as the QAT methods need fine-tuning process, both the hyper-parameters and network parameters need be learned by gradient descent. For neural architecture search, this problem can be solved by a second-order bi-level optimization [41]. However, such solution is not suitable for DQSS and this can be time consuming when searching the optimal quantization strategy for large models. On the other hand, when carrying on the backward pass for Eq. (10), the gradients for each layer will be distributed to all candidate branches. This leads to the branch with low importance parameter θ^{β_j} would only receive a few gradients, and the network may be under-trained.

To avoid the above issues, we propose two corresponding solutions. For the bi-level optimization problem, we treat hyper-parameters and network parameters equally, so as to update them in a single forward-backward pass. For the second issue, suggested by [38], we let all branches share all the weights by replacing W_i with \mathbf{W} , and redefine $\hat{\mathbf{W}}$ as:

$$\hat{\mathbf{W}} = \sum_{j=1}^N \theta^{\beta_j} \mathbf{W} \quad (11)$$

where \mathbf{W} is the universal weight tensor. Although the gradients may be still distributed to each branch, they are all accumulated to update \mathbf{W} . This can eliminate the potential under-fitting problem [38].

4 Experiments

In this section, we firstly evaluate our proposed DQSS on PTQ. Then we apply DQSS to QAT when networks are quantized by ultra-low bitwidths. At last, we present some ablation studies. To make a fair comparison, all experiments are conducted on PyTorch framework [42]. We apply the same quantization settings, i.e., per-tensor, symmetric and without any BatchNorm folding, to all experiments. The only difference is that 8-bit quantization is for PTQ while 4-bit quantization is for QAT.

Table 1: The comparison of the Top-1 accuracy performance (%) for the 8-bit PTQ experiments on the ImageNet classification. In each column, red / blue represents best / second best, respectively.

Models Methods	VGG-16	ResNet-18	ResNet-50	ShuffleNet-V2	MobileNet-v2	Average architecture
FP32 Baseline	71.592	69.758	76.130	69.362	71.878	71.744
Max_Abs[23]	71.434	69.198	74.912	64.290	63.440	68.655
KL[23]	71.536	69.430	75.473	64.718	67.604	69.752
EQ[24]	71.338	69.391	75.182	64.158	66.838	69.381
ADMM [27]	71.496	69.497	75.406	66.836	70.413	70.730
DQSS	71.842	70.294	75.679	68.442	71.628	71.577

Table 2: Quantitative comparison (average PSNR/SSIM) with the state-of-the-art quantization methods for image super-resolution of 4x upscaling on the public benchmark. MSRResNet is the backbone network. In each column, red / blue represents best / second best, respectively.

Datasets Methods	Set5	Set14	BSD100	Urban100	Manga109	Average dataset
FP32 Baseline	30.25/0.8651	26.78/0.7451	26.23/0.7116	24.60/0.7658	28.54/0.8807	27.28/0.79366
Max_Abs[23]	30.14/0.8613	26.68/0.7415	26.16/0.7086	24.53/0.7619	28.34/0.8761	27.17/0.78988
KL[23]	30.13/0.8621	26.67/0.7419	26.17/0.7091	24.47/0.7613	28.26/0.8758	27.14/0.79004
EQ[24]	30.15/0.8627	26.70/0.7423	26.18/0.7092	24.52/0.7624	28.31/0.8767	27.17/0.79066
ADMM[27]	29.95/0.8605	26.56/0.7396	26.11/0.7076	24.29/0.7570	27.78/0.8706	26.94/0.78706
DQSS	30.18/0.8628	26.72/0.7426	26.18/0.7093	24.52/0.7625	28.39/0.8775	27.20/0.79094

4.1 Experiments on PTQ

In this subsection, we not only evaluate DQSS on image classification but also carry out experiments on image super-resolution. As for the candidate methods for DQSS, we choose Max_Abs[23], KL[23], EQ[24] and ADMM[27] to set up the candidate pool. Both the α_i and β_j are initialized as 0.1, thus the θ^{α_i} and the θ^{β_j} are initialized as 0.25 according to Eq. (8) as there are four methods. The calibration dataset includes 256 images which are randomly selected from the corresponding task’s training set. We use SGD optimizer for learning the hyper-parameters θ . The learning rate lr_θ is initialized to be 10^{-4} . We train a maximum 3 epochs and decay the learning rate by 10 at the beginning of the second and the third epochs.

Experiments on image classification: ImageNet classification task [43] is the widely used benchmark in image classification. We conduct experiments using various networks including VGG-16, ResNet-18, ResNet-50, ShuffleNet-V2 and MobileNet-V2. The pretrained models are downloaded from the official model zoo from torchvision [42]. The training images are resized, cropped to 224×224 pixels and randomly flipped horizontally with the batch size of 256. The testing images are center-cropped to 224×224 pixels.

Table 1 presents the results of the 8-bit PTQ experiments on ImageNet classification. We can see from Table 1 that DQSS always achieves the best accuracy. Under some circumstances, DQSS even outperforms FP32 models. We also notice that the performance gap between DQSS and other methods on VGG-16, ResNet-18 and ResNet-50 is not obvious. We assume that it is because the three networks are not sensitive to quantization. The assumption is verified in ShuffleNet-V2 and MobileNet-V2, where the two networks are designed as lightweight networks and hard to

Table 3: Quantitative comparison (average PSNR/SSIM) with the state-of-the-art quantization methods for image super-resolution of 4x upscaling on the public benchmark. EDSR is the backbone network. In each column, red / blue represents best / second best, respectively.

Datasets Methods	Set5	Set14	BSD100	Urban100	Manga109	Average dataset
FP32 Baseline	30.17/0.8641	26.72/0.7430	26.22/0.7109	24.50/0.7619	28.48/0.8779	27.22/0.79156
Max_Abs[23]	30.01/0.8544	26.63/0.7356	26.13/0.7035	24.42/0.7532	28.32/0.8679	27.10/0.78292
KL[23]	30.08/0.8609	26.62/0.7396	26.17/0.7086	24.33/0.7564	27.73/0.8667	26.99/0.78644
EQ[24]	30.08/0.8589	26.65/0.7387	26.16/0.7066	24.41/0.7562	28.31/0.8714	27.12/0.78636
ADMM[27]	30.10/0.8606	26.65/0.7400	26.17/0.7083	24.41/0.7574	28.25/0.8726	27.12/0.78778
DQSS	30.12/0.8614	26.67/0.7408	26.18/0.7090	24.45/0.7591	28.30/0.8738	27.14/0.78882




Figure 2: Visual comparison of different methods on *img042* from Urban100 for image super-resolution of 4x upscaling. MSRResNet is the backbone network.

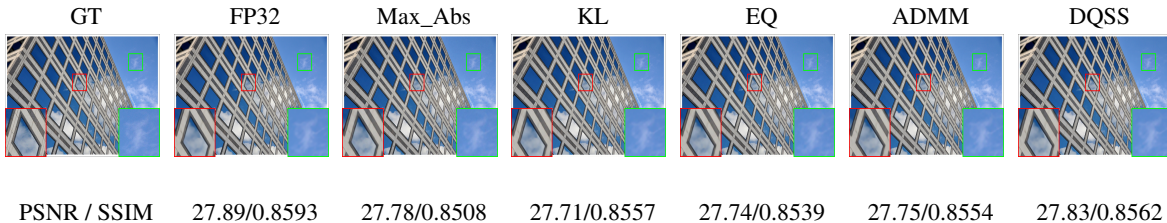


Figure 3: Visual comparison of different methods on *img035* from Urban100 for image super-resolution of 4x upscaling. EDSR is the backbone network.

be quantized. In these situations, all of the quantized methods cannot retain accuracy performance very well except DQSS. For example, DQSS has 71.628% accuracy performance while Max_Abs [23] only has 63.440% accuracy performance when the network refers to MobileNet-V2. For ADMM [27], which is the second best one, there still exists 1.215% performance gap compared to DQSS. We can also observe that the mean accuracy of DQSS across network architectures is as high as 71.577% , which is very close to that in FP32 models, and much better than the others. This phenomenon reveals DQSS can not only quantize models with negligible performance degradation but also has good robustness across various network architectures.

Experiments on image super-resolution: To demonstrate the superiority of the proposed method, we further apply DQSS to image super-resolution tasks. We use the DIV2K[44] for training, and five benchmark datasets including Set5 [45], Set14 [46], BSD100 [47], Urban100 [48] and Manga109[49] for evaluation. The LR images are generated through bicubic downsampling. We evaluate the performance of DQSS by using the typical models for image super-resolution, *i.e.*, MSRResNet[50] and EDSR[51]. Since compressing small models is more challenging, we choose the relatively smaller models in BaiscSR[52] at the scale factor of $\times 4$ as the pretrained models^{1 2}.

Table 2 and Table 3 show the quantitative results of the 8-bit PTQ experiments on image super-resolution. We can find that the proposed method almost outperforms the other quantized methods in all cases in terms of the objective evaluation metrics, *i.e.*, PSNR and SSIM. For example, when the experiments refer to MSRResNet on Set5, the PSNR of DQSS is 0.23dB higher than that in ADMM [27] and the SSIM gap between the two methods is 0.0023. We can also see from Table 2 that the overall performance of ADMM [27] is worse than that in Max_Abs [23], which is not consistent with the results shown in Table 3. In fact, the different results also demonstrate the rationality of our motivation, *i.e.*, existing quantization algorithms may outperform others in some networks, it is hard to judge that the algorithms are always better than others. Table 2 and Table 3 also show that the average quantitative metric across datasets of DQSS is closest to that in FP32 models, which proves the robustness of DQSS in image super-resolution tasks.

Besides the quantitative comparison, we also present some images with rich texture and structure information, *e.g.*, *img035* and *img042* from Urban100, to show the qualitative visual qualities. As shown in Figure 2 and Figure 3, we can see that the visual results of DQSS can reconstruct the texture and structure information, and restore the edges successfully. For instance, the edges of the window of DQSS are sharper than other methods in *img042* as shown

¹203_EDSR_Mx4_f64b16_DIV2K_300k_B16G1_201pretrain_wandb

²001_MSRResNet_x4_f64b16_DIV2K_1000k_B16G1_wandb

in Figure 2. To sum up, DQSS can be applied to improving the quantized super-resolution networks as an effective method.

4.2 Experiments on QAT

In this subsection, we conduct experiments on CIFAR-10 with 4-bit to validate the effectiveness of DQSS in QAT. The state-of-the-arts including DoReFa[30], DSQ[31], LSQ[32] and PACT[33] are selected as the candidate quantization strategies to set up the search space for DQSS. The initialized θ^{α_i} and θ^{β_j} are also set to be 0.25 as there are also four methods.

Table 4: The comparison of the Top-1 accuracy performance (%) for the 4-bit QAT experiments on the CIFAR-10 classification. In each column, red / blue represents best / second best, respectively.

Methods \ Models	VGG-16	ResNet-18	ResNet-50	ShuffleNet-V2	MobileNet-v2	Average architecture
FP32 Baseline	94.17	95.26	95.47	91.48	92.32	93.74
DoReFa[30]	93.84	94.81	95.31	89.61	90.87	92.89
DSQ[31]	93.73	94.89	95.33	89.98	91.02	92.99
LSQ[32]	93.82	94.91	95.41	90.17	91.22	93.11
PACT[33]	94.02	94.93	95.29	90.13	91.13	93.10
DQSS	94.33	95.27	95.62	90.89	91.88	93.60

We first train the networks which are utilized in Table 1 on CIFAR-10 dataset to gain the FP32 baseline, and then compare DQSS with the SOTA methods. We adopt standard data augmentation techniques, namely random crop and horizontal flip. The SGD optimizer is used for both training phase and quantization fine-tuning phase. The learning rate lr in training phase for weights is initialized as 10^{-2} while the learning rate lr for weight parameters and the learning rate lr_{θ} for hyper-parameters in quantization fine-tuning phase are initialized as 10^{-3} and 10^{-4} , respectively. We train a maximum 200 epochs for both training and fine-tuning processes, and decay for all learning rates by 10 at the beginning of the second hundred and the third hundred epochs. In addition, we apply a warm-up method for one epoch to observe the initialized quantization threshold.

Table 4 presents the related results. We can find that the improvements brought by DQSS in QAT are not as obvious as those in Table 1. We suppose it is because the quantization fine-tuning process enhances the performance of other QAT methods. Having said that, DQSS still outperforms the SOTA methods in all cases. For instance, our method outperforms DoReFa[30] on VGG-16 by 0.49%, and even outperforms the FP32 model by a slight 0.16%. Further, the advancement gets more apparent when the network refers to MobileNet-V2. In particular, DQSS surpasses DoReFa by 1.01% on MobileNet-V2. Similar to [40], we also find that the performance of the state-of-the-arts is similar to each other, and none is significantly better than the others. In the meanwhile, we consistently observe good performance of DQSS in terms of the mean accuracy over various network architectures, as shown in Table 1, Table 2 and Table 3. This implies the DQSS still has the robustness in QAT methods.

4.3 Ablation Study

Besides the performance evaluation, we do some ablation studies to understand what enable DQSS to have the observed performance. We conduct ablation experiments on ImageNet classification by employing DQSS in PTQ methods because there is no fine-tuning process, and it is clear to identify the improvements brought by DQSS. Implementation details are kept the same as before.

We first evaluate the effect of the searching process, which is the essential of DQSS. We denote DQSS-None as the beginning state when the optimal mixed quantization strategies are not searched and each branch has the same importance parameter, i.e., 0.25. The related results are shown in Table 5. We observe that the searching process always leads to better performance. Taking into account the experiments are conducted on PTQ scenarios where the weights are not modified. The accuracy improvements can only gained from the searching process, which proves the searching process does work. Interestingly, we also find that DQSS-None performs slightly better than the second best algorithm in Table 1, i.e., ADMM [27]. We suppose it is because the mean of multi quantized activations and multi quantized weights improve the expressiveness of the quantized network compared with the model quantized by a uniform quantization strategy.

We also further explore what DQSS learns for the mixed quantization strategies assignment at last. Since the improvement between DQSS and DQSS-None in terms of MobileNet-V2 is the most apparent, we take the MobileNet-V2 as an example. Figure 4 presents the distribution of optimal quantization strategies for all layers. We find that activations and

Table 5: The comparison of the Top-1 accuracy performance (%) for ablation study.

Methods \ Models	VGG-16	ResNet-18	ResNet-50	ShuffleNet-V2	MobileNet-v2	Average architecture
DQSS	71.842	70.294	75.679	68.442	71.628	71.577
DQSS-None	71.512	69.429	75.510	67.335	70.422	70.842

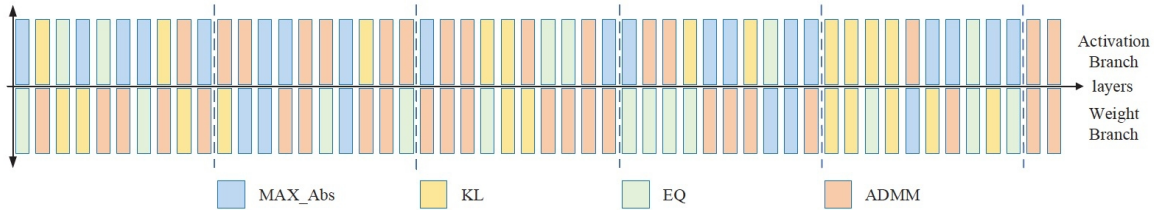


Figure 4: The distribution of optimal quantization strategies for activations and weights on MobileNet-V2.

weights can have different optimal quantization strategies. For example, Max_Abs [23] is selected for the activations while EQ [24] is selected for the weights in the first layer. We can also see that ADMM [27] is selected much more times than the other methods, followed by KL[23] and EQ [24]. On the contrary, Max_Abs [23] is selected as the optimal quantization strategy with the least times. The selected times is positively correlated with their performance in Table 1 to some extent. In fact, the final assignment for mixed quantization strategies demonstrates that DQSS is able to select the higher-performance algorithms with more times as those algorithms lead to higher accuracy.

5 Conclusion

In this paper, we propose a differentiable quantization strategy search (DQSS), an automated framework for assigning optimal quantization strategy for individual layer, which does not require any domain experts and rule-based heuristics. DQSS can take advantages of the benefits of different quantization algorithms to keep the performance of quantized models as high as possible. Comprehensive experiments involving image classification and image super-resolution for both PTQ and QAT show that DQSS could outperform the state-of-the-art quantization methods.

For future work, we would like to integrate more quantization algorithms into DQSS to enhance its effectiveness. To further validate the generality of DQSS, evaluating on more tasks will be another future work.

References

- [1] Alex Krizhevsky, Ilya Sutskever, and Geoffrey E Hinton. Imagenet classification with deep convolutional neural networks. *Advances in neural information processing systems*, 25:1097–1105, 2012.
- [2] Kaiming He, Xiangyu Zhang, Shaoqing Ren, and Jian Sun. Deep residual learning for image recognition. In *Proceedings of the IEEE conference on computer vision and pattern recognition*, pages 770–778, 2016.
- [3] Julia Hirschberg and Christopher D Manning. Advances in natural language processing. *Science*, 349(6245):261–266, 2015.
- [4] Alec Radford, Jeffrey Wu, Rewon Child, David Luan, Dario Amodei, Ilya Sutskever, et al. Language models are unsupervised multitask learners. *OpenAI blog*, 1(8):9, 2019.
- [5] Alex Graves, Abdel-rahman Mohamed, and Geoffrey Hinton. Speech recognition with deep recurrent neural networks. In *2013 IEEE international conference on acoustics, speech and signal processing*, pages 6645–6649. Ieee, 2013.
- [6] Ossama Abdel-Hamid, Abdel-rahman Mohamed, Hui Jiang, Li Deng, Gerald Penn, and Dong Yu. Convolutional neural networks for speech recognition. *IEEE/ACM Transactions on audio, speech, and language processing*, 22(10):1533–1545, 2014.
- [7] Lianqiang Li, Yuhui Xu, and Jie Zhu. Filter level pruning based on similar feature extraction for convolutional neural networks. *IEICE TRANSACTIONS on Information and Systems*, 101(4):1203–1206, 2018.

- [8] Shaohui Lin, Rongrong Ji, Chenqian Yan, Baochang Zhang, Liujuan Cao, Qixiang Ye, Feiyue Huang, and David Doermann. Towards optimal structured cnn pruning via generative adversarial learning. In *Proceedings of the IEEE/CVF Conference on Computer Vision and Pattern Recognition*, pages 2790–2799, 2019.
- [9] Geoffrey Hinton, Oriol Vinyals, and Jeff Dean. Distilling the knowledge in a neural network. *arXiv preprint arXiv:1503.02531*, 2015.
- [10] Lianqiang Li, Kangbo Sun, and Jie Zhu. A novel multi-knowledge distillation approach. *IEICE TRANSACTIONS on Information and Systems*, 104(1):216–219, 2021.
- [11] Max Jaderberg, Andrea Vedaldi, and Andrew Zisserman. Speeding up convolutional neural networks with low rank expansions. *arXiv preprint arXiv:1405.3866*, 2014.
- [12] Cheng Tai, Tong Xiao, Yi Zhang, Xiaogang Wang, et al. Convolutional neural networks with low-rank regularization. *arXiv preprint arXiv:1511.06067*, 2015.
- [13] Hieu Pham, Melody Guan, Barret Zoph, Quoc Le, and Jeff Dean. Efficient neural architecture search via parameters sharing. In *International Conference on Machine Learning*, pages 4095–4104. PMLR, 2018.
- [14] Chris Ying, Aaron Klein, Eric Christiansen, Esteban Real, Kevin Murphy, and Frank Hutter. Nas-bench-101: Towards reproducible neural architecture search. In *International Conference on Machine Learning*, pages 7105–7114. PMLR, 2019.
- [15] Sijie Zhao, Tao Yue, and Xuemei Hu. Distribution-aware adaptive multi-bit quantization. In *Proceedings of the IEEE/CVF Conference on Computer Vision and Pattern Recognition*, pages 9281–9290, 2021.
- [16] Kohei Yamamoto. Learnable companding quantization for accurate low-bit neural networks. In *Proceedings of the IEEE/CVF Conference on Computer Vision and Pattern Recognition*, pages 5029–5038, 2021.
- [17] Peng Hu, Xi Peng, Hongyuan Zhu, Mohamed M Sabry Aly, and Jie Lin. Opq: Compressing deep neural networks with one-shot pruning-quantization. In *Proceedings of the Thirty-Fifth AAAI Conference on Artificial Intelligence (AAAI-21)*, Vancouver, VN, Canada, pages 2–9, 2021.
- [18] Xiangguo Zhang, Haotong Qin, Yifu Ding, Ruihao Gong, Qinghua Yan, Renshuai Tao, Yuhang Li, Fengwei Yu, and Xianglong Liu. Diversifying sample generation for accurate data-free quantization. In *Proceedings of the IEEE/CVF Conference on Computer Vision and Pattern Recognition*, pages 15658–15667, 2021.
- [19] Yoonho Boo, Sungho Shin, Jungwook Choi, and Wonyong Sung. Stochastic precision ensemble: self-knowledge distillation for quantized deep neural networks. In *Proceedings of the AAAI Conference on Artificial Intelligence*, volume 35, pages 6794–6802, 2021.
- [20] Kuan Wang, Zhijian Liu, Yujun Lin, Ji Lin, and Song Han. Haq: Hardware-aware automated quantization with mixed precision. In *Proceedings of the IEEE/CVF Conference on Computer Vision and Pattern Recognition*, pages 8612–8620, 2019.
- [21] Hanxiao Liu, Karen Simonyan, and Yiming Yang. Darts: Differentiable architecture search. *arXiv preprint arXiv:1806.09055*, 2018.
- [22] Raghuraman Krishnamoorthi. Quantizing deep convolutional networks for efficient inference: A whitepaper. *arXiv preprint arXiv:1806.08342*, 2018.
- [23] Han Vanholder. Efficient inference with tensorrt, 2016.
- [24] Di Wu, Qi Tang, Yongle Zhao, Ming Zhang, Ying Fu, and Debing Zhang. Easyquant: Post-training quantization via scale optimization. *arXiv preprint arXiv:2006.16669*, 2020.
- [25] Markus Nagel, Mart van Baalen, Tijmen Blankevoort, and Max Welling. Data-free quantization through weight equalization and bias correction. In *Proceedings of the IEEE/CVF International Conference on Computer Vision*, pages 1325–1334, 2019.
- [26] Markus Nagel, Rana Ali Amjad, Mart Van Baalen, Christos Louizos, and Tijmen Blankevoort. Up or down? adaptive rounding for post-training quantization. In *International Conference on Machine Learning*, pages 7197–7206. PMLR, 2020.
- [27] Cong Leng, Zesheng Dou, Hao Li, Shenghuo Zhu, and Rong Jin. Extremely low bit neural network: Squeeze the last bit out with admm. In *Thirty-Second AAAI Conference on Artificial Intelligence*, 2018.
- [28] Alexander Finkelstein, Uri Almog, and Mark Grobman. Fighting quantization bias with bias. *arXiv preprint arXiv:1906.03193*, 2019.
- [29] Yoshua Bengio, Nicholas Léonard, and Aaron Courville. Estimating or propagating gradients through stochastic neurons for conditional computation. *arXiv preprint arXiv:1308.3432*, 2013.

- [30] Shuchang Zhou, Yuxin Wu, Zekun Ni, Xinyu Zhou, He Wen, and Yuheng Zou. Dorefa-net: Training low bitwidth convolutional neural networks with low bitwidth gradients. *arXiv preprint arXiv:1606.06160*, 2016.
- [31] Ruihao Gong, Xianglong Liu, Shenghu Jiang, Tianxiang Li, Peng Hu, Jiazhen Lin, Fengwei Yu, and Junjie Yan. Differentiable soft quantization: Bridging full-precision and low-bit neural networks. In *Proceedings of the IEEE/CVF International Conference on Computer Vision*, pages 4852–4861, 2019.
- [32] Steven K Esser, Jeffrey L McKinstry, Deepika Bablani, Rathinakumar Appuswamy, and Dharmendra S Modha. Learned step size quantization. *arXiv preprint arXiv:1902.08153*, 2019.
- [33] Jungwook Choi, Zhuo Wang, Swagath Venkataramani, Pierce I-Jen Chuang, Vijayalakshmi Srinivasan, and Kailash Gopalakrishnan. Pact: Parameterized clipping activation for quantized neural networks. *arXiv preprint arXiv:1805.06085*, 2018.
- [34] Barret Zoph and Quoc V Le. Neural architecture search with reinforcement learning. *arXiv preprint arXiv:1611.01578*, 2016.
- [35] Gabriel Bender, Pieter-Jan Kindermans, Barret Zoph, Vijay Vasudevan, and Quoc Le. Understanding and simplifying one-shot architecture search. In *International Conference on Machine Learning*, pages 550–559. PMLR, 2018.
- [36] Haibao Yu, Qi Han, Jianbo Li, Jianping Shi, Guangliang Cheng, and Bin Fan. Search what you want: Barrier panelty nas for mixed precision quantization. In *European Conference on Computer Vision*, pages 1–16. Springer, 2020.
- [37] Yuhang Li, Wei Wang, Haoli Bai, Ruihao Gong, Xin Dong, and Fengwei Yu. Efficient bitwidth search for practical mixed precision neural network. *arXiv preprint arXiv:2003.07577*, 2020.
- [38] Zhaowei Cai and Nuno Vasconcelos. Rethinking differentiable search for mixed-precision neural networks. In *Proceedings of the IEEE/CVF Conference on Computer Vision and Pattern Recognition*, pages 2349–2358, 2020.
- [39] Ying Wang, Yadong Lu, and Tijmen Blankevoort. Differentiable joint pruning and quantization for hardware efficiency. In *European Conference on Computer Vision*, pages 259–277. Springer, 2020.
- [40] Yuhang Li, Mingzhu Shen, Jian Ma, Yan Ren, Mingxin Zhao, Qi Zhang, Ruihao Gong, Fengwei Yu, and Junjie Yan. Mqbench: Towards reproducible and deployable model quantization benchmark. 2021.
- [41] G Anandalingam and Terry L Friesz. Hierarchical optimization: An introduction. *Annals of Operations Research*, 34(1):1–11, 1992.
- [42] Adam Paszke, Sam Gross, Francisco Massa, Adam Lerer, James Bradbury, Gregory Chanan, Trevor Killeen, Zeming Lin, Natalia Gimelshein, Luca Antiga, et al. Pytorch: An imperative style, high-performance deep learning library. *Advances in neural information processing systems*, 32:8026–8037, 2019.
- [43] Jia Deng, Wei Dong, Richard Socher, Li-Jia Li, Kai Li, and Li Fei-Fei. Imagenet: A large-scale hierarchical image database. In *2009 IEEE conference on computer vision and pattern recognition*, pages 248–255. Ieee, 2009.
- [44] R. Timofte, E. Agustsson, L. Van Gool, M.H. Yang, and L. et al. Zhang. Ntire 2017 challenge on single image super-resolution: Methods and results. In *CVPR 2017 Workshops*.
- [45] M. Bevilacqua, A. Roumy, C. Guillemot, and M. L Alberimorel. Low-complexity single-image super-resolution based on nonnegative neighbor embedding. In *BMVC*, 2012.
- [46] C. Ledig, L. Theis, F. Huszar, J. Caballero, A Cunningham, A. Acosta, A. Aitken, A. Tejani, J. Totz, and Z. et al Wang. Photo-realistic single image super-resolution using a generative adversarial network. In *CVPR*, 2017.
- [47] D. Martin, C. C. Fowlkes, D. Tal, and J. Malik. A database of human segmented natural images and its application to evaluating segmentation algorithms and measuring ecological statistics. In *ICCV*, 2001.
- [48] J. Huang, A. Singh, and N. Ahuja. Single image super-resolution from transformed self-exemplars. In *CVPR*, 2015.
- [49] Kiyoharu Aizawa, Azuma Fujimoto, Atsushi Otsubo, Toru Ogawa, Yusuke Matsui, Koki Tsubota, and Hikaru Ikuta. Building a manga dataset “manga109” with annotations for multimedia applications. *IEEE MultiMedia*, 27(2):8–18, 2020.
- [50] Xintao Wang, Ke Yu, Shixiang Wu, Jinjin Gu, Yihao Liu, Chao Dong, Yu Qiao, and Chen Change Loy. Esrgan: Enhanced super-resolution generative adversarial networks. In *Proceedings of the European conference on computer vision (ECCV) workshops*, pages 0–0, 2018.
- [51] Bee Lim, Sanghyun Son, Heewon Kim, Seungjun Nah, and Kyoung Mu Lee. Enhanced deep residual networks for single image super-resolution. In *The IEEE Conference on Computer Vision and Pattern Recognition (CVPR) Workshops*, July 2017.

[52] Xintao Wang, Ke Yu, Kelvin C.K. Chan, Chao Dong, and Chen Change Loy. BasicSR: Open source image and video restoration toolbox. <https://github.com/xinntao/BasicSR>, 2020.