

---

# Fakes of Varying Shades: How Warning Affects Human Perception and Engagement Regarding LLM Hallucinations

Mahjabin Nahar<sup>1</sup>, Haeseung Seo<sup>1</sup>, Eun-Ju Lee<sup>2</sup>, Aiping Xiong<sup>1</sup>, Dongwon Lee<sup>1</sup>

<sup>1</sup>The Pennsylvania State University, University Park, PA, USA

{mahjabin.n, hxs378, axx29, dongwon}@psu.edu

<sup>2</sup>Seoul National University, Seoul, South Korea

eunju0204@snu.ac.kr

## Abstract

The widespread adoption and transformative effects of large language models (LLMs) have sparked concerns regarding their capacity to produce inaccurate and fictitious content, referred to as ‘hallucinations’. Given the potential risks associated with hallucinations, humans should be able to identify them. This research aims to understand the human perception of LLM hallucinations by systematically varying the degree of hallucination (genuine, minor hallucination, major hallucination) and examining its interaction with warning (i.e., a warning of potential inaccuracies: absent vs. present). Participants ( $N = 419$ ) from Prolific rated the perceived accuracy and engaged with content (e.g., like, dislike, share) in a Q/A format. Results indicate that humans rank content as truthful in the order genuine > minor hallucination > major hallucination and user engagement behaviors mirror this pattern. More importantly, we observed that warning improves hallucination detection without significantly affecting the perceived truthfulness of genuine content. We conclude by offering insights for future tools to aid human detection of hallucinations.

## 1 Introduction

Large Language Models (LLMs) have garnered widespread popularity, owing to their remarkable capabilities across various domains. ChatGPT boasts approximately 180 million users, with an impressive 1.6 billion visits in December 2023 (2023, b). However, concerns arise from the propensity of LLMs to generate inaccurate and false information, known as *hallucinations* (Ji et al., 2023; Chen et al., 2023). While some researchers have suggested reframing *hallucination* as *confabulation* (Rawte et al., 2023), we used the term *hallucination* in this paper following prior work (Ji et al., 2023; Rawte et al., 2023; Dziri et al., 2022a). Hallucinated content poses significant risks, especially in sensitive contexts such as medicine or law, where the consequences can be catastrophic. In a recent incident, a lawyer’s use of ChatGPT in drafting a legal document yielded a fabricated case precedent, potentially resulting in sanctions (2023, a). Given these concerns, it is crucial to prioritize research on hallucination detection methodologies.

In recent years, computational methods for detecting hallucinated texts attracted significant attention (Dziri et al., 2022a; Rawte et al., 2023). Hallucination benchmarks heavily rely on human evaluation (Ji et al., 2023), necessitating high-quality standards for LLM performance assessment. However, research into human capabilities for detecting hallucinations remains limited. Although studies indicate human difficulty in discerning LLM-generated from human-written texts (Clark et al., 2021), with increased susceptibility to LLM-generated content (Spitale et al., 2023), truth discernment (Pennycook et al., 2018) and differentiation between LLM-generated and human-written texts (Clark et al., 2021) should be treated separately. Thus, this study investigates **how untrained human evaluators perceive the accuracy of LLM-generated content with varying degrees of hallucination.**

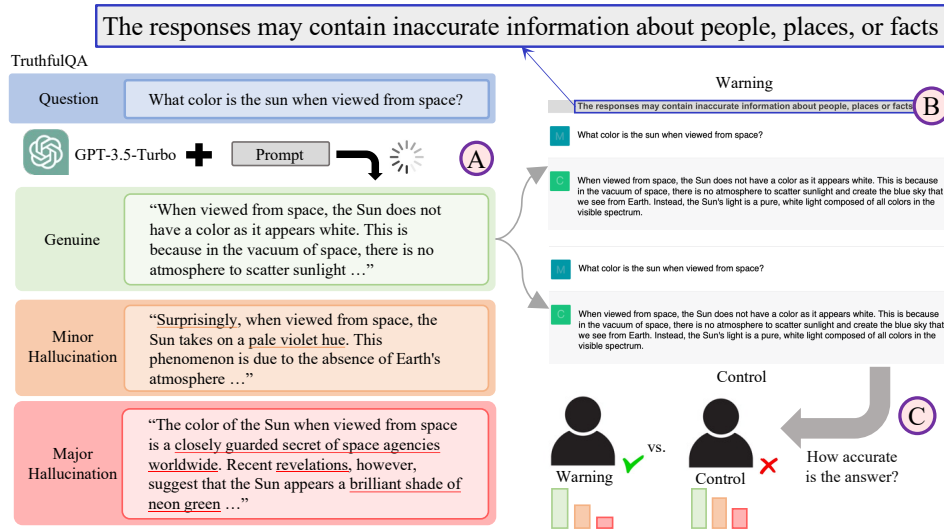


Figure 1: An overview of the study of human detection of LLM hallucinations. (A) We had GPT-3.5-Turbo generate genuine, minor, and major hallucination responses using questions from TruthfulQA. **Minor**: exaggerates by adding ‘surprisingly’ and changes ‘white’ to ‘pale violet hue’. **Major**: adds alarming content such as ‘closely guarded secret of space agencies worldwide’ and ‘revelations’, and shifts ‘white’ to ‘a brilliant shade of neon green’. (B) We generated experiment stimuli following a Q/A format for control and warning conditions. (C) We asked study participants to rate the accuracy of content.

Additionally, we examine the impact of warning on human perceptions of LLM-generated genuine and hallucinated content. While warning has been investigated in human detection of misinformation (Seo et al., 2019), its influence on hallucination remains understudied. Despite its potential to enhance truth discernment (Martel & Rand, 2023), warning may increase baseline suspicion (van der Meer et al., 2023), leading to rather blind skepticism. Therefore, we **examine how the exposure to a warning text affects perceived accuracy of and user engagement with hallucinated content**. In this work, we ask two pivotal research questions (RQs):

- **RQ1**: How do untrained human evaluators perceive the accuracy of LLM-generated genuine and hallucinated content? Does the perceived accuracy differ depending on (a) the varying degree of hallucination and (b) the presence of warning?
- **RQ2**: How do untrained human evaluators engage with (i.e., like, dislike, share) LLM-generated genuine and hallucinated content? Does the engagement differ depending on (a) the varying degree of hallucination and (b) the presence of warning?

The overview of our study is depicted in Figure 1. To consistently present genuine and hallucinated content on the same topics, we adopted questions from the benchmark dataset TruthfulQA (Lin et al., 2022) and asked GPT-3.5 to generate an authentic response. Additionally, we generated two types of hallucinations: *minor* and *major*, inspired by Lucas et al. (2023) and Rawte et al. (2023). Next, we conducted a human-subject experiment ( $N = 419$ ) on the Prolific platform<sup>1</sup> and examined whether the perceived accuracy ratings of and user engagement with genuine content, minor hallucination, and major hallucination varied between the warning (WARN) and control (CON) conditions. Our key contributions are as follows.

- We proposed and evaluated the use of warning to make users aware of the dangers of hallucinations in LLM-generated texts. Our findings showed that warning decreases the perceived accuracy of minor and major hallucinations but does not

<sup>1</sup><https://www.prolific.com/>

---

significantly affect the perception of genuine content. Regarding user engagement, warning increases ‘dislikes’ but has negligible effects on ‘likes’ and ‘shares’.

- We experimentally investigated the perceived accuracy of and user engagement with (i.e., like, dislike, share) LLM-generated genuine and hallucinated content. Our results revealed a consistent pattern, participants ranked content as truthful in the sequence: genuine > minor hallucination > major hallucination. ‘Likes’ and ‘shares’ mirrored this pattern, with ‘dislikes’ following the reverse order.

## 2 Related Work

**Hallucination, misinformation, and disinformation.** Misinformation encompasses all inaccurate information, spread with or without intent (Fetzer, 2004). Closely related, disinformation refers to false information spread with the intent to deceive others (Lewandowsky et al., 2013). Depending on presentation and intent, hallucinations can transition into either misinformation or disinformation. When spread unwittingly by users without malicious intent, hallucinations constitute misinformation. However, when generated or disseminated with the intention to cause harm, they qualify as disinformation. Thus, it is essential to exercise caution before sharing LLM-generated content.

**Landscape of LLM hallucination.** Recent advancements in LLM have revolutionized automated text generation. However, this progress comes with challenges, notably the tendency to hallucinate (Ji et al., 2023). Addressing this concern, numerous studies focus on creating hallucination benchmarks (Lin et al., 2022; Das et al., 2022; Li et al., 2023; Rawte et al., 2023; Dziri et al., 2022a; Li et al., 2024), evaluating hallucinated texts (Chen et al., 2023; Shen et al., 2023), and automatically detect hallucinations (Dhingra et al., 2019; Wang et al., 2020; Scialom et al., 2021; Dziri et al., 2022b; Liu et al., 2022; Qiu et al., 2023; Zha et al., 2023). Due to the complex nature of automatic hallucination detection, human evaluation (Santhanam et al., 2021; Shuster et al., 2021) remains one of the primary methods employed (Ji et al., 2023). Moreover, in practical scenarios, humans cannot rely solely on automated models for detecting hallucinations; they must perform this task themselves. Human evaluation takes two primary forms: (1) scoring, where human annotators rate the degree or type of hallucination within a spectrum (Rawte et al., 2023), and (2) comparing, where human annotators compare the generated texts against baselines or authentic references (Sun, 2010).

**Human perception of LLM-generated texts.** Researchers have investigated how humans fare in detecting human-written and machine-generated texts (Donahue et al., 2020; Ippolito et al., 2020). Brown et al. (2020) investigated how humans distinguish human-written texts from GPT-3-generated texts. Clark et al. (2021) assessed non-experts’ ability to distinguish between human and machine-written text (GPT2 and GPT3). Across these studies, a consistent pattern emerges: human proficiency in discerning machine-generated texts falls short, often performing at or below chance levels. While previous studies primarily focused on the detection of human-generated misinformation (Walter & Murphy, 2018; Vraga & Bode, 2018; Seo et al., 2022), there is a growing body of research investigating LLM misinformation (Kreps et al., 2022; Chen & Shu, 2023). Zellers et al. (2019) introduced GROVER, a neural text generator for fake news, which produced articles that were more believable than human-written ones. Uchendu et al. (2021) and Kreps et al. (2022) found that human evaluators struggled to differentiate between news articles by humans and machines. Spitale et al. (2023) investigated discernment of disinformation across 11 polarizing topics, including COVID-19, flat earth, and climate change, in original and GPT-3 written tweets. Their findings indicate that GPT-3 produced more understandable information and compelling disinformation than humans. While prior work provided some initial insights into human perception of LLM-generated content, research on human perception of hallucination remains limited.

**Effect of warning.** Warnings can reduce, if not eliminate, the lasting impact of misinformation (Ecker et al., 2010). These cautionary measures can play a crucial role in the fight against misinformation. For instance, Facebook’s initial response to fake news involved labeling false stories with a warning tag (Pennycook et al., 2018). The effects of warning have been investigated in misinformation literature with mixed results (Martel & Rand, 2023; van der Meer et al., 2023). Martel & Rand (2023) found that warning labels effectively

---

reduce belief in misinformation, while van der Meer et al. (2023) discovered that exposure to warnings reduces trust in authentic news.

**Engagement evaluation.** Prior work has investigated user engagement behaviors such as sharing in relation to the perceived accuracy of human-written misinformation (Pennycook et al., 2020; 2021). Understanding how users engage with LLM-generated content, including liking, disliking, and sharing, can aid Reinforcement Learning from Human Feedback (RLHF) algorithms (Wang et al., 2024) and benefit the real-world performance of LLMs. However, existing studies have yet to explore human engagement behaviors for LLM-generated content despite their implications for improving LLM performance.

### 3 Methodology

Our research methodology encompasses data generation in the form of question-answer pairs and a human-subjects study with Prolific participants. This approach reflects the practical scenario where the advancing capabilities of LLMs inspire humans to pose general-purpose queries to them.

#### 3.1 Data Generation

To minimize any contaminating effects of the query topic, we obtained genuine and hallucinated responses for the same set of questions. Consequently, we opted to generate stimuli instead of directly using stimuli from benchmark datasets. We selected questions from the TruthfulQA benchmark (Lin et al., 2022), which contains 817 questions spanning 38 categories, including health, law, finance, and politics. We selected the first 64 questions, which did not contain polarizing or obscure topics, such as politics, religion, superstition, trivia, etc. We used OpenAI’s ChatGPT based on GPT-3.5-Turbo (September 2023 version) to generate responses, as it was found to produce high-quality authentic and deceptive content in a recent study (Lucas et al., 2023).

To generate effective hallucinated responses, we attempted to bypass ChatGPT’s alignment tuning. Alignment tuning safeguards against generating harmful and fabricated information by LLMs via training them iteratively based on human preferences (Zhao et al., 2023). Our extensive prompt engineering experiments have led us to adopt a game-style prompting strategy (Schmidt et al., 2023) to generate hallucinated responses (e.g., ‘Let’s create a game’). First, we generated genuine responses by directly asking ChatGPT to answer the question and ensured the correctness of the responses by manually cross-checking with relevant sources. Next, we utilized prompting strategies to create two variations of hallucinated responses, varying in the degree of severity, inspired by previous studies (Rawte et al., 2023; Lucas et al., 2023). Please refer to Appendix A.1 for further details.

Our two hallucination variants are: (1) **Minor**: Generated by incorporating subtle fabrications into the genuine content such that they are not instantly identifiable; (2) **Major**: Generated by adding substantial and noticeable fabrications to the genuine content (Figure 1; see Appendix A.1 for more examples of genuine and hallucinated content). Major hallucinations may be easier to detect compared to minor hallucinations. As hallucinated responses should differ from the genuine responses sufficiently, we performed entailment calculations to ensure that the hallucinated responses are indeed incorrect. For a given question,  $X$ , we prompt ChatGPT to generate genuine response  $X_G$ , minor hallucinated response  $X_{Mi}$ , and major hallucinated response  $X_{Mj}$ . Next, we employ GPT-3 and GPT-3.5 to perform entailment calculation and accept  $X$  if both models are in agreement that  $X_{Mi}$  and  $X_{Mj}$  do not entail  $X_G$ . After elimination, we selected the first 54 questions and their three response categories for our human-subjects study.

#### 3.2 Experiment Design

Using a 2 (between-subjects factor: control vs. warning)  $\times$  3 (within-subjects factor: genuine vs. minor vs. major hallucinations) mixed-design experiment, we investigated the effects of

warning on the perceived accuracy of and engagement with LLM-generated responses to general-purpose questions.

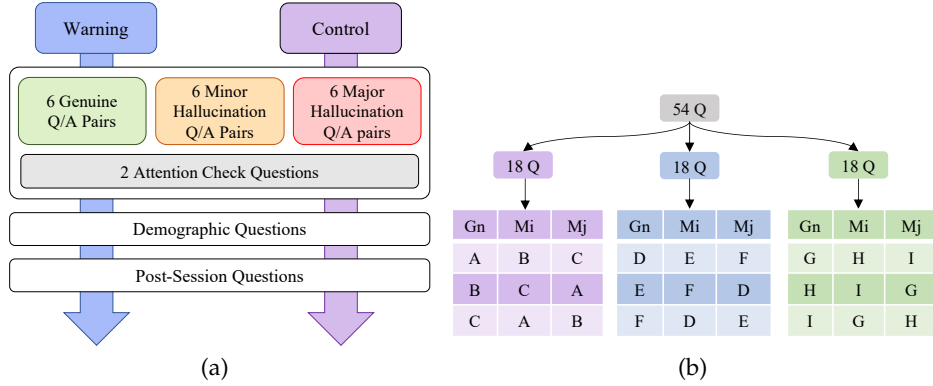


Figure 2: An overview of the study design. (a) A flow chart showing the study design. (b) Material presentation scheme showing 54 questions divided into three non-overlapping groups of 18 questions. For each group, we employed a Latin-square design of presenting genuine, minor, and major hallucinated responses, leading to 9 sets, where set 1:  $(A, B, C)$ , set 2:  $(B, C, A)$ , ..., set 9:  $(I, G, H)$ . Each set contains 18 question-response pairs ( $G_n = 6, M_i = 6, M_j = 6$ ). For the warning condition, a warning tag was presented along with the responses. Participants were randomly assigned to either warning or control group and then randomly assigned to any of the 9 sets. Finally, the 18 question-response pairs ( $G_n = 6, M_i = 6, M_j = 6$ ) were presented in random order.

**Participant recruitment and ethical considerations.** The experiment was designed using Qualtrics and performed in Prolific. Unlike prior works (Clark et al., 2021; Uchendu et al., 2023), we recruited Prolific workers who are more likely to be attentive and provide meaningful responses compared to Amazon Mechanical Turk (MTurk) workers (Douglas et al., 2023). We restricted the study to participants who were at least 18 years old and located in the U.S. This study was approved by the Institutional Review Board (IRB) office at our institution. Power analysis using G\*Power 3.1 (Faul et al., 2009) suggested  $n = 314$  participants to detect a small effect size (Cohen’s  $f = 0.1$ ) of the interaction of warning and hallucination level, with a power of 0.98 [analysis of variances (ANOVA) test,  $\alpha = .05$ ]. To account for potential submission removals while ensuring the statistical power, we recruited 507 Prolific participants on January 21, 2024. We finally accepted 419 participants (57.8% male; control = 207, warning = 212).<sup>2</sup> Participants’ mean age range was 30-39, with 63% between 18 to 39 years. 59% participants were college students or had a bachelor’s or higher degree. Participant demographics were similar across conditions (see Appendix A.2 for further details). We paid \$3.6 to participants who completed the task, based on an hourly payment of \$12 recommended by Prolific, with the minimum wage rate being \$7.5. The participants were paid \$0.2 for failed attention-checks, though Prolific allows no payment for attention-check failures.

**Materials.** We divided 54 questions into three groups of 18 questions each. For each group, we followed a Latin-square design to present six genuine, six minor hallucinated, and six major hallucinated responses. Finally, we obtained nine sets of materials, where Set 1:  $(A, B, C)$ , Set 2:  $(B, C, A)$ , ..., Set 9:  $(I, G, H)$  (Figure 2 (b)). All materials were presented in a Q/A format, following ChatGPT’s color template. We blurred all logos and user names to control for potential impact from source. Participants in both warning and control conditions were exposed to identical content, except that all Q/A pairs were presented with a warning

<sup>2</sup>Submission removals: 11 incomplete, three failed attention checks, 25 submitted within 8 minutes (median completion time: 15 min 50 sec), two with both duplicate IP and GPS coordinates (longitude and latitude) provided by Qualtrics, 47 with duplicate GPS coordinates but different IP addresses (rationale adopted from (Seo et al., 2019)).

Table 1: Summary of the ANOVA results. Note. “H.L.”= “hallucination level”, “df”= “degrees of freedom”, “Cond.”= “condition”. Bold font denotes statistical significance ( $p < .05$ ).

Effect	Accuracy			Like			Dislike			Share		
	F	<i>p</i>	$\eta_p^2$	F	<i>p</i>	$\eta_p^2$	F	<i>p</i>	$\eta_p^2$	F	<i>p</i>	$\eta_p^2$
H.L. df=2,419	<b>595.1</b>	<b>&lt;.001</b>	<b>.59</b>	<b>326.7</b>	<b>&lt;.001</b>	<b>.44</b>	<b>356.7</b>	<b>&lt;.001</b>	<b>.46</b>	<b>7.47</b>	<b>&lt;.001</b>	<b>.02</b>
H.L.x Cond. df=2,419	<b>5.073</b>	<b>.008</b>	<b>.01</b>	1.396	.248	<.01	<b>3.970</b>	<b>.022</b>	<b>.01</b>	0.80	.450	<.01
Cond. df=1,419	<b>7.741</b>	<b>.006</b>	<b>.02</b>	1.806	.180	<.01	<b>5.590</b>	<b>.019</b>	<b>.01</b>	0.07	.800	<.01

tag in the warning condition, inspired by ChatGPT’s warning (September 2023 version): “The responses may contain inaccurate information about people, places, or facts” (Figure 1 (B)).

**Procedure.** Figure 2 (a) illustrates the study procedure. Participants were randomly assigned to either warning or control conditions and viewed one of the nine question-response sets, as shown in Figure 2. (b) After participants provided informed consent, we presented 18 question-answer pairs in a randomized order. Because accuracy questions can impact user engagement behaviors (Pennycook & Rand, 2022), we measured the participants’ willingness to engage with each stimulus prior to the accuracy ratings. In doing so, we provided three buttons (i.e., like, dislike, share) for them to click at their will to achieve higher ecological validity. Participants were allowed to (1) “like”, (2) “dislike”, (3) “share”, (4) “like” and “share”, (4) “dislike” and “share”, or (5) skip all of the three engagement options. We also asked how accurate they thought the answer was on a 5-point scale (1 = “Completely inaccurate”, 5 = “Completely accurate”). During this phase, we randomly presented two attention-check questions: “Please select ‘Completely agree (5)’ to show that you are paying attention to this question”, where the participants had to select “Completely agree” on the given scale. The survey was automatically terminated for any participant who failed to pass either of the attention checks. Afterward, we asked the participants to fill in their demographic information, such as age and gender. They also answered post-session questions, including the frequency of chatbot use, computer expertise, and the reasonings behind their judgments of hallucinated content.

## 4 Results

For each participant, we calculated the ratio of each user engagement measure (like, dislike, share) within each hallucination level (see Appendix A.3.1 for aggregated user engagement results). A series of 2 (condition: CON, WARN)  $\times$  3 (hallucination level: *genuine*, *minor*, *major*) mixed analysis of variances (ANOVAs) was performed on the perceived accuracy and each of the user engagement measures. We conducted post-hoc tests with Bonferroni correction and reported all effect sizes using  $\eta_p^2$ , obtained from SPSS (Table 1) (Lakens, 2013). Please refer to Appendix A.3 for complete results.

The main effect of hallucination level was significant for perceived accuracy, like, dislike, and share (Table 1), indicating that humans perceive and engage with genuine content, minor hallucination, and major hallucination differently. Participants could discern the relative accuracy of AI-generated content and were more likely to like and share information that was more accurate while disliking less accurate ones. The two-way interaction of hallucination level  $\times$  condition and the main effect of condition were significant only for perceived accuracy and dislike. Our major findings are as follows.

**Finding 1:** Warning lowers perceived accuracy of minor and major hallucinations, without impacting that of genuine contents (**RQ 1(b), 2(b)**). Participants in the WARN condition rated minor and major hallucinated contents as less accurate than their CON counterparts,

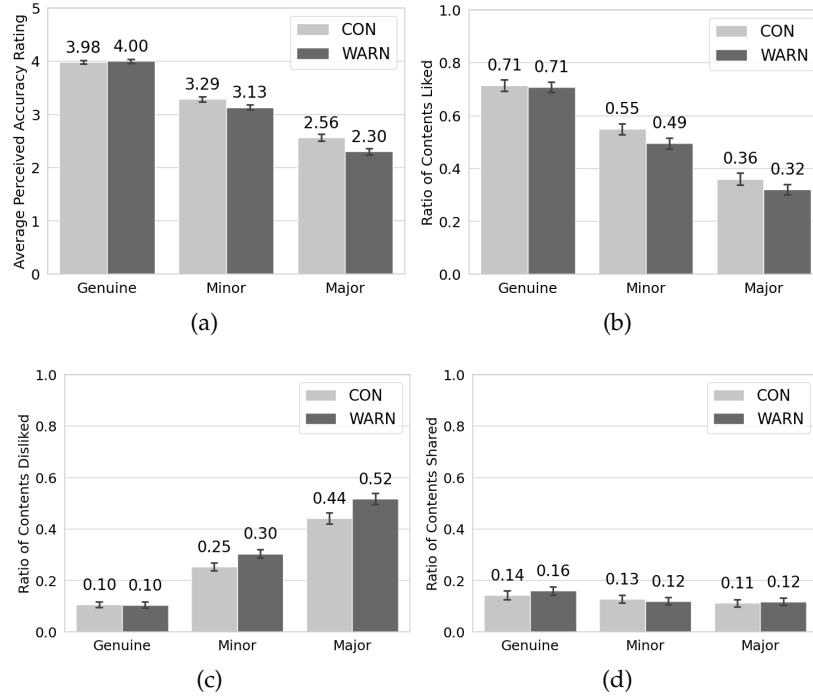


Figure 3: (a) Average values of perceived accuracy ratings. Ratio of contents (b) liked, (c) disliked, (d) shared as a function of hallucination level (*genuine* vs. *minor* vs. *major*) x condition (CON, WARN). Error bars represent  $\pm$  one standard error.

but no corresponding effect was found for genuine contents (CON: *genuine*: 3.978, *minor*: 3.287, *major*: 2.563; WARN: *genuine*: 4.0, *minor*: 3.128, *major*: 2.3).<sup>3</sup> Regardless of the hallucination level, participants perceived contents as less accurate in WARN condition (3.14), compared to CON (3.28), but this main effect should be interpreted in light of the aforementioned interaction (Table 1). Similarly, they were more likely to dislike hallucinated content (vs. CON participants) but not genuine content. Dislike increased in the WARN condition (0.308) compared to CON (0.266) (Table 1). Additionally, there was a significant two-way interaction for dislike, which mirrors the results for perceived accuracy; that is, those in the WARN condition reported higher levels of dislike for *minor* and *major* hallucination (vs. CON), but no such difference was found for *genuine*.<sup>4</sup> Interestingly, there was no significant effect of condition or condition x hallucination interaction on liking or sharing, indicating that warning does not stop participants from liking or sharing hallucinated content.

**Finding 2:** Humans perceive contents as more accurate in the order: *genuine* > *minor* hallucination > *major* hallucination. Like and share follow this order, while dislike follows the reverse order (RQ 1(a), 2(a)). In terms of perceived accuracy, participants clearly distinguished between genuine content (3.99), minor hallucination (3.21), and major hallucination (2.43) (see Fig 3 (a)). They were better at detecting genuine content (72.28%), compared to minor (28.56%) and major hallucinations (52.94%). This also suggests that people are more vulnerable to minor (vs. major) hallucinations. In addition, they disliked major hallucinations (0.479) the most, followed by minor hallucinations (0.278) and genuine content (0.104) (Table 1). Participants were more inclined to like genuine contents (0.711), followed

<sup>3</sup>Perceived accuracy post-hoc results: *minor*:  $F_{(1,419)} = 5.011$ ,  $p = .026$ ,  $\eta_p^2 = 0.012$ , *major*:  $F_{(1,419)} = 9.322$ ,  $p = .002$ ,  $\eta_p^2 = 0.022$ , *genuine*,  $F_{(1,419)} = 0.181$ ,  $p = .671$ ,  $\eta_p^2 = 0.0$ .

<sup>4</sup>Dislike post-hoc results: *minor*:  $F_{(1,419)} = 4.739$ ,  $p = .030$ ,  $\eta_p^2 = 0.011$ , *major*:  $F_{(1,419)} = 6.265$ ,  $p = .013$ ,  $\eta_p^2 = 0.015$ , *genuine*:  $F_{(1,419)} = 0.003$ ,  $p = .956$ ,  $\eta_p^2 = 0.0$ .

---

by minor (0.521) and major hallucinations (0.342). Sharing showed a similar trend, with participants sharing more *genuine* (0.151), compared to *minor* (0.123) and *major* (0.114). For perceived accuracy, like, and dislike, all pairwise comparisons (*genuine* vs. *minor*, *minor* vs. *major*, and *genuine* vs. *major*) were statistically significant ( $p_{adj} < .001$ ). However, for sharing, pairwise comparisons revealed that people share *genuine* contents significantly more than *minor* ( $p_{adj} = .021$ ) and *major* ( $p_{adj} = .001$ ), but there were no significant differences between *minor* and *major*.

**Correlation analysis.** The correlations between like, dislike, and sharing measures strengthen with higher hallucination levels, particularly with major hallucinations ( $p_s < .001$ ), suggesting greater cohesion in engaging with major hallucinations. Perceived accuracy is significantly associated with liking and disliking across conditions and hallucination levels ( $p_s < .05$ ), with stronger correlations observed as hallucination levels increase. Furthermore, the correlations between share and perceived accuracy increased with increasing hallucination levels and became significant for minor and major hallucinations ( $p_s < .05$ ). Notably, although warning tended to weaken the correlations (vs. control group), the differences in correlations were not statistically significant. Further details are available in the Appendix A.3.2.

**Post-session results.** 31.26% of participants use chatbots frequently (several times a week or more), and 57.52% have high (self-assessed) computer expertise. When participants were asked why they judged the content as hallucinations, they mentioned unverifiable claims (70.64%), containing logical errors (58%), and lacking common sense (57.52%). 81.86% participants indicate search engines such as Google, Bing, etc., as their most used sources of general-purpose information, followed by news websites and apps (64.2%) and social media (52.27%). As the method for determining the credibility of general-purpose information, 84.96% participants selected accuracy (see Appendix A.3.3 for post-session questions).

## 5 Discussion

**Warning shows promise for hallucination detection.** We find that issuing warnings enhances human discernment of hallucinations without affecting their judgment of genuine content. Warnings led to a decrease in perceived accuracy and an increase in dislike towards hallucinated content. These outcomes align with earlier findings, demonstrating that warnings reduce trust in fake news (Martel & Rand, 2023). This heightened aversion to hallucinated content after exposure to warnings could prove beneficial, especially considering that cutting-edge LLMs such as GPT models can utilize RLHF for learning (Wang et al., 2024). Moreover, warnings neither diminished perceived accuracy nor amplified dislike regarding genuine content. Nevertheless, warning failed to discourage participants from liking and sharing misinformation, indicating that sharing and liking may be attributed to other factors besides perceived accuracy. In fact, previous research suggests that individuals may share content for reasons unrelated to perceived accuracy (Lottridge & Bentley, 2018; Pennycook et al., 2021), implying that warnings might not suppress sharing despite lower perceived accuracy. Additionally, liking is linked to individuals' emotions (Tian et al., 2017), as well as the topic and tone of the content (Wang et al., 2017). Consequently, future research should identify the factors that contribute to like and share, other than perceived accuracy.

**Hallucination detection is non-trivial for humans.** Hallucination detection was non-trivial, as participants performed at or below chance levels for both *minor* (25.28%) and *major* (48.39%) in the control condition. Although warning improved the detection accuracy, the task nonetheless remained non-trivial (*minor*: 31.76% and *major*: 57.39%). Although these numbers are likely to fluctuate across subject domains with varying levels of difficulty, we recommend that researchers train their participants extensively and emphasize the level of attentiveness required for evaluating LLM hallucinations. As our findings suggest a limited human capacity for detecting LLM-generated fabricated content, future research should look into developing computational and non-computational mechanisms to aid human detection of hallucination. Besides, the ease with which hallucinations can be artificially produced underscores the potential for misuse by malicious entities. Hence, it is imperative



---

to approach LLM use responsibly, advocating for implementing robust regulations and guidelines to mitigate potential harm.

**Humans are more susceptible to minor (vs. major) hallucinations.** We found participants to be more susceptible to minor, compared to major hallucinations (*minor*: 3.21, *major*: 2.43). These results are consistent with prior work on machine detection of LLM misinformation (Lucas et al., 2023). To further understand this difference in susceptibility, future studies can look into the specific characteristics of minor hallucinations that make them more believable to participants, in addition to the effectiveness of different types of warnings or interventions explicitly tailored to minor and major hallucinations. Additionally, our findings indicate that individuals exhibit greater accuracy in discerning genuine content from hallucinated content across both control and warning conditions. This contrasts with previous research on fake news, which suggested that humans were more adept at identifying fake news compared to real news (Spitale et al., 2023; Seo et al., 2019). In contrast to fake news research on polarizing topics such as politics and climate change (Spitale et al., 2023; Kreps et al., 2022) that people are opinionated about, our work is geared towards general-purpose content. Hence, human ability to detect genuine content may be contingent upon the content domain and may not be generalizable to all domains.

**Like and dislike are more prevalent than sharing.** Participants were reluctant to share content, particularly when it was hallucinated rather than genuine, aligning with previous findings on misinformation (Guess et al., 2019). However, they were more generous in liking and disliking content. Notably, genuine content garnered higher levels of liking and lower levels of disliking compared to hallucinations. This pattern suggests that human interaction with LLMs that learn using RLHF can help reduce future hallucination generation.

**Relationship between accuracy and user engagement.** Perceived accuracy and individuals' reactions to content were significantly associated, except that perceived accuracy did not significantly predict the sharing of genuine content. Although it stands to reason that warnings might heighten the salience of accuracy and lead people to decide whether or not to share the information based on perceived accuracy, our results did not support this conjecture - warnings did not significantly alter the relationship between perceived accuracy and user engagement. Interestingly, all correlations were amplified with increasing hallucination levels, suggesting that individuals are more likely to associate perceived accuracy with engagement for hallucinated content. Apparently, when people were suspicious about the veracity of information, they became more cautious about engaging with potentially deceptive information, rendering accuracy a more important factor in engaging.

**Limitations.** This study has a few limitations. Firstly, recruiting Prolific workers, primarily US-based, English-speaking, educated, and technologically aware (Douglas et al., 2023), may limit generalizability. Possibly, warning had the effect of enhancing truth discernment because our participants were more capable of differentiating truth from falsehoods, as compared to the general population. After all, heightened motivation cannot improve the detection of hallucinations unless accompanied by sufficient ability or prior knowledge. Thus, future research should adopt a more diverse recruitment method to enhance the robustness of the sample. Secondly, GPT-3.5-Turbo was used to generate hallucinated content. However, advancements in LLMs may affect the applicability of the current findings. Thirdly, the experiment utilized a Q/A format using TruthfulQA, but it is worthwhile to explore human hallucination detection using different datasets or presentation formats. Lastly, inspired by previous literature, the study focused on minor and major hallucinations, yet recent research defines more varied types of hallucinations (Das et al., 2022; Rawte et al., 2023), requiring more nuanced approaches to detect fine-grained hallucination types.

## 6 Conclusion

In this work, we investigated the human perception of LLM-generated hallucinated texts and whether warning affects this perception. Participants showed a discernible trend and consistently rated content as accurate in the order of genuine > minor hallucination > major hallucination. Additionally, warning lowered the perceived accuracy of hallucinated content, but not genuine content, mitigating oft-cited concerns about blind skepticism that

---

might stem from generalized warnings. Besides, while warning led participants to dislike content, it did not affect liking or sharing behavior. In summary, our results underscore the significance of utilizing warning cues to alert individuals to hallucinatory elements within LLM-generated content and emphasize the need for advancing computational and human-centric approaches to counteract hallucinations.

## Ethics Statement

Our research protocol received approval from our institution’s Institutional Review Board (IRB). We exclusively enrolled participants aged 18 and above from the United States, compensating them at rates exceeding minimum wage. We implemented appropriate data collection and analysis measures to ensure ethical conduct and safeguard user privacy. While our study involves the generation and analysis of potentially harmful hallucinations, participants were fully informed that the presented texts were machine-generated and could include hallucinated content. Implied consent was obtained from each participant before the experiment, and the study poses minimal risk to the participants compared to typical online activities. Furthermore, the outcomes of our research hold promise for researchers and practitioners seeking to develop improved tools for managing hallucinations from a human perspective. We believe that the benefits outweigh any potential risks.

## References

- Forbes 2023. Lawyer used chatgpt in court—and cited fake cases. a judge is considering sanctions, a.
- Reuters 2023. Exclusive: Chatgpt traffic slips again for third month in a row, b.
- Tom Brown, Benjamin Mann, Nick Ryder, Melanie Subbiah, Jared D Kaplan, Prafulla Dhariwal, Arvind Neelakantan, Pranav Shyam, Girish Sastry, Amanda Askell, Sandhini Agarwal, Ariel Herbert-Voss, Gretchen Krueger, Tom Henighan, Rewon Child, Aditya Ramesh, Daniel Ziegler, Jeffrey Wu, Clemens Winter, Chris Hesse, Mark Chen, Eric Sigler, Mateusz Litwin, Scott Gray, Benjamin Chess, Jack Clark, Christopher Berner, Sam McCandlish, Alec Radford, Ilya Sutskever, and Dario Amodei. Language models are few-shot learners. In *Advances in Neural Information Processing Systems*, volume 33, pp. 1877–1901. Curran Associates, Inc., 2020.
- Canyu Chen and Kai Shu. Can llm-generated misinformation be detected? *arXiv preprint arXiv:2309.13788*, 2023.
- Yuyan Chen, Qiang Fu, Yichen Yuan, Zhihao Wen, Ge Fan, Dayiheng Liu, Dongmei Zhang, Zhixu Li, and Yanghua Xiao. Hallucination detection: Robustly discerning reliable answers in large language models. In *Proceedings of the 32nd ACM International Conference on Information and Knowledge Management, CIKM ’23*, pp. 245–255. Association for Computing Machinery, 2023.
- Elizabeth Clark, Tal August, Sofia Serrano, Nikita Haduong, Suchin Gururangan, and Noah A. Smith. All that’s ‘human’ is not gold: Evaluating human evaluation of generated text. In *Proceedings of the 59th Annual Meeting of the Association for Computational Linguistics and the 11th International Joint Conference on Natural Language Processing (Volume 1: Long Papers)*, pp. 7282–7296. Association for Computational Linguistics, August 2021.
- Souvik Das, Sougata Saha, and Rohini Srihari. Diving deep into modes of fact hallucinations in dialogue systems. In *Findings of the Association for Computational Linguistics: EMNLP 2022*, pp. 684–699. Association for Computational Linguistics, December 2022.
- Bhuwan Dhingra, Manaal Faruqui, Ankur Parikh, Ming-Wei Chang, Dipanjan Das, and William Cohen. Handling divergent reference texts when evaluating table-to-text generation. In *Proceedings of the 57th Annual Meeting of the Association for Computational Linguistics*, pp. 4884–4895. Association for Computational Linguistics, July 2019.

- 
- Chris Donahue, Mina Lee, and Percy Liang. Enabling language models to fill in the blanks. In *Proceedings of the 58th Annual Meeting of the Association for Computational Linguistics*, pp. 2492–2501, Online, July 2020. Association for Computational Linguistics.
- Benjamin D Douglas, Patrick J Ewell, and Markus Brauer. Data quality in online human-subjects research: Comparisons between mturk, prolific, cloudresearch, qualtrics, and sona. *Plos one*, 18(3):e0279720, 2023.
- Nouha Dziri, Ehsan Kamaloo, Sivan Milton, Osmar Zaiane, Mo Yu, Edoardo M Ponti, and Siva Reddy. Faithdial: A faithful benchmark for information-seeking dialogue. *Transactions of the Association for Computational Linguistics*, 10:1473–1490, 2022a.
- Nouha Dziri, Hannah Rashkin, Tal Linzen, and David Reitter. Evaluating attribution in dialogue systems: The BEGIN benchmark. *Transactions of the Association for Computational Linguistics*, 10:1066–1083, 2022b.
- Ullrich KH Ecker, Stephan Lewandowsky, and David TW Tang. Explicit warnings reduce but do not eliminate the continued influence of misinformation. *Memory & cognition*, 38: 1087–1100, 2010.
- Franz Faul, Edgar Erdfelder, Axel Buchner, and Albert-Georg Lang. Statistical power analyses using g\* power 3.1: Tests for correlation and regression analyses. *Behavior research methods*, 41(4):1149–1160, 2009.
- James H Fetzer. Information: Does it have to be true? *Minds and Machines*, 14:223–229, 2004.
- Andrew Guess, Jonathan Nagler, and Joshua Tucker. Less than you think: Prevalence and predictors of fake news dissemination on facebook. *Science advances*, 5(1):eaau4586, 2019.
- Daphne Ippolito, Daniel Duckworth, Chris Callison-Burch, and Douglas Eck. Automatic detection of generated text is easiest when humans are fooled. In *Proceedings of the 58th Annual Meeting of the Association for Computational Linguistics*, pp. 1808–1822. Association for Computational Linguistics, July 2020.
- Ziwei Ji, Nayeon Lee, Rita Frieske, Tiezheng Yu, Dan Su, Yan Xu, Etsuko Ishii, Ye Jin Bang, Andrea Madotto, and Pascale Fung. Survey of hallucination in natural language generation. *ACM Computing Surveys*, 55(12), mar 2023.
- Sarah Kreps, R. Miles McCain, and Miles Brundage. All the news that’s fit to fabricate: Ai-generated text as a tool of media misinformation. *Journal of Experimental Political Science*, 9(1):104–117, 2022.
- Daniël Lakens. Calculating and reporting effect sizes to facilitate cumulative science: a practical primer for t-tests and anovas. *Frontiers in psychology*, 4:62627, 2013.
- Stephan Lewandowsky, Werner GK Stritzke, Alexandra M Freund, Klaus Oberauer, and Joachim I Krueger. Misinformation, disinformation, and violent conflict: From iraq and the “war on terror” to future threats to peace. *American psychologist*, 68(7):487, 2013.
- Junyi Li, Xiaoxue Cheng, Xin Zhao, Jian-Yun Nie, and Ji-Rong Wen. HaluEval: A large-scale hallucination evaluation benchmark for large language models. In *Proceedings of the 2023 Conference on Empirical Methods in Natural Language Processing*, pp. 6449–6464. Association for Computational Linguistics, December 2023.
- Junyi Li, Jie Chen, Ruiyang Ren, Xiaoxue Cheng, Wayne Xin Zhao, Jian-Yun Nie, and Ji-Rong Wen. The dawn after the dark: An empirical study on factuality hallucination in large language models. *arXiv preprint arXiv:2401.03205*, 2024.
- Stephanie Lin, Jacob Hilton, and Owain Evans. TruthfulQA: Measuring how models mimic human falsehoods. In *Proceedings of the 60th Annual Meeting of the Association for Computational Linguistics (Volume 1: Long Papers)*, pp. 3214–3252. Association for Computational Linguistics, May 2022.

- 
- Tianyu Liu, Yizhe Zhang, Chris Brockett, Yi Mao, Zhifang Sui, Weizhu Chen, and Bill Dolan. A token-level reference-free hallucination detection benchmark for free-form text generation. In *Proceedings of the 60th Annual Meeting of the Association for Computational Linguistics (Volume 1: Long Papers)*, pp. 6723–6737. Association for Computational Linguistics, May 2022.
- Danielle Lottridge and Frank R Bentley. Let’s hate together: How people share news in messaging, social, and public networks. In *Proceedings of the 2018 CHI Conference on Human Factors in Computing Systems*, pp. 1–13, 2018.
- Jason Lucas, Adaku Uchendu, Michiharu Yamashita, Jooyoung Lee, Shaurya Rohatgi, and Dongwon Lee. Fighting fire with fire: The dual role of LLMs in crafting and detecting elusive disinformation. In *Proceedings of the 2023 Conference on Empirical Methods in Natural Language Processing*, pp. 14279–14305. Association for Computational Linguistics, December 2023.
- Cameron Martel and David G Rand. Misinformation warning labels are widely effective: A review of warning effects and their moderating features. *Current Opinion in Psychology*, pp. 101710, 2023.
- Gordon Pennycook and David G Rand. Accuracy prompts are a replicable and generalizable approach for reducing the spread of misinformation. *Nature communications*, 13(1):2333, 2022.
- Gordon Pennycook, Tyrone D Cannon, and David G Rand. Prior exposure increases perceived accuracy of fake news. *Journal of experimental psychology: general*, 147(12):1865, 2018.
- Gordon Pennycook, Jonathon McPhetres, Yunhao Zhang, Jackson G Lu, and David G Rand. Fighting covid-19 misinformation on social media: Experimental evidence for a scalable accuracy-nudge intervention. *Psychological science*, 31(7):770–780, 2020.
- Gordon Pennycook, Ziv Epstein, Mohsen Mosleh, Antonio A Arechar, Dean Eckles, and David G Rand. Shifting attention to accuracy can reduce misinformation online. *Nature*, 592(7855):590–595, 2021.
- Yifu Qiu, Yftah Ziser, Anna Korhonen, Edoardo Ponti, and Shay Cohen. Detecting and mitigating hallucinations in multilingual summarisation. In *Proceedings of the 2023 Conference on Empirical Methods in Natural Language Processing*, pp. 8914–8932. Association for Computational Linguistics, December 2023.
- Vipula Rawte, Swagata Chakraborty, Agnibh Pathak, Anubhav Sarkar, S.M Towhidul Islam Tonmoy, Aman Chadha, Amit Sheth, and Amitava Das. The troubling emergence of hallucination in large language models - an extensive definition, quantification, and prescriptive remediations. In *Proceedings of the 2023 Conference on Empirical Methods in Natural Language Processing*, pp. 2541–2573. Association for Computational Linguistics, December 2023.
- Sashank Santhanam, Behnam Hedayatnia, Spandana Gella, Aishwarya Padmakumar, Seokhwan Kim, Yang Liu, and Dilek Hakkani-Tur. Rome was built in 1776: A case study on factual correctness in knowledge-grounded response generation. *arXiv preprint arXiv:2110.05456*, 2021.
- Douglas C Schmidt, Jesse Spencer-Smith, Quchen Fu, and Jules White. Cataloging prompt patterns to enhance the discipline of prompt engineering. URL: [https://www.dre.vanderbilt.edu/~schmidt/PDF/ADA\\_Europe\\_Position\\_Paper.pdf](https://www.dre.vanderbilt.edu/~schmidt/PDF/ADA_Europe_Position_Paper.pdf) [accessed 2023-11-25], 2023.
- Thomas Scialom, Paul-Alexis Dray, Sylvain Lamprier, Benjamin Piwowarski, Jacopo Staliano, Alex Wang, and Patrick Gallinari. QuestEval: Summarization asks for fact-based evaluation. In *Proceedings of the 2021 Conference on Empirical Methods in Natural Language Processing*, pp. 6594–6604. Association for Computational Linguistics, November 2021.

- 
- Haeseung Seo, Aiping Xiong, and Dongwon Lee. Trust it or not: Effects of machine-learning warnings in helping individuals mitigate misinformation. In *Proceedings of the 10th ACM Conference on Web Science*, pp. 265–274, 2019.
- Haeseung Seo, Aiping Xiong, Sian Lee, and Dongwon Lee. If you have a reliable source, say something: effects of correction comments on covid-19 misinformation. In *Proceedings of the international AAAI conference on web and social media*, volume 16, pp. 896–907, 2022.
- Jiaming Shen, Jialu Liu, Dan Finnie, Negar Rahmati, Mike Bendersky, and Marc Najork. “why is this misleading?”: Detecting news headline hallucinations with explanations. In *Proceedings of the ACM Web Conference 2023, WWW '23*, pp. 1662–1672. Association for Computing Machinery, 2023.
- Kurt Shuster, Spencer Poff, Moya Chen, Douwe Kiela, and Jason Weston. Retrieval augmentation reduces hallucination in conversation. In *Findings of the Association for Computational Linguistics: EMNLP 2021*, pp. 3784–3803. Association for Computational Linguistics, November 2021.
- Giovanni Spitale, Nikola Biller-Andorno, and Federico Germani. Ai model gpt-3 (dis)informs us better than humans. *Science Advances*, 9(26), 2023.
- Yanli Sun. Mining the correlation between human and automatic evaluation at sentence level. In *Proceedings of the 7th International Conference on Language Resources and Evaluation (LREC)*, 2010.
- Ye Tian, Thiago Galery, Giulio Dulcinati, Emilia Molimpakis, and Chao Sun. Facebook sentiment: Reactions and emojis. In *Proceedings of the Fifth International Workshop on Natural Language Processing for Social Media*, pp. 11–16. Association for Computational Linguistics, April 2017.
- Adaku Uchendu, Zeyu Ma, Thai Le, Rui Zhang, and Dongwon Lee. TURINGBENCH: A benchmark environment for Turing test in the age of neural text generation. In *Findings of the Association for Computational Linguistics: EMNLP 2021*, pp. 2001–2016. Association for Computational Linguistics, November 2021.
- Adaku Uchendu, Jooyoung Lee, Hua Shen, Thai Le, Dongwon Lee, et al. Does human collaboration enhance the accuracy of identifying llm-generated deepfake texts? *Proceedings of the AAAI Conference on Human Computation and Crowdsourcing*, 11(1):163–174, 2023.
- Toni GLA van der Meer, Michael Hameleers, and Jakob Ohme. Can fighting misinformation have a negative spillover effect? how warnings for the threat of misinformation can decrease general news credibility. *Journalism Studies*, 24(6):803–823, 2023.
- Emily K Vraga and Leticia Bode. I do not believe you: How providing a source corrects health misperceptions across social media platforms. *Information, Communication & Society*, 21(10):1337–1353, 2018.
- Nathan Walter and Sheila T Murphy. How to unring the bell: A meta-analytic approach to correction of misinformation. *Communication monographs*, 85(3):423–441, 2018.
- Ruoxu Wang, Jinyoung Kim, Anli Xiao, and Yong Ju Jung. Networked narratives on humans of new york: A content analysis of social media engagement on facebook. *Computers in human behavior*, 66:149–153, 2017.
- Yuanhao Wang, Qinghua Liu, and Chi Jin. Is rlhf more difficult than standard rl? a theoretical perspective. *Advances in Neural Information Processing Systems*, 36, 2024.
- Zhenyi Wang, Xiaoyang Wang, Bang An, Dong Yu, and Changyou Chen. Towards faithful neural table-to-text generation with content-matching constraints. In *Proceedings of the 58th Annual Meeting of the Association for Computational Linguistics*, pp. 1072–1086. Association for Computational Linguistics, July 2020.

---

Rowan Zellers, Ari Holtzman, Hannah Rashkin, Yonatan Bisk, Ali Farhadi, Franziska Roesner, and Yejin Choi. Defending against neural fake news. *Advances in neural information processing systems*, 32, 2019.

Yuheng Zha, Yichi Yang, Ruichen Li, and Zhiting Hu. AlignScore: Evaluating factual consistency with a unified alignment function. In *Proceedings of the 61st Annual Meeting of the Association for Computational Linguistics (Volume 1: Long Papers)*, pp. 11328–11348, Toronto, Canada, July 2023. Association for Computational Linguistics.

Wayne Xin Zhao, Kun Zhou, Junyi Li, Tianyi Tang, Xiaolei Wang, Yupeng Hou, Yingqian Min, Beichen Zhang, Junjie Zhang, Zican Dong, et al. A survey of large language models. *arXiv preprint arXiv:2303.18223*, 2023.

## A Appendix

### A.1 Material Generation

We used prompt engineering techniques to generate genuine, minor hallucinated, and major hallucinated responses using questions from the TruthfulQA dataset (Lin et al., 2022). First, we generated genuine responses by directly asking GPT-3.5-Turbo to answer the question and adhere to a specific length limit. In addition, we restrict it from mentioning any irrelevant information including its thought process, last knowledge update, or being an AI. Then, we manually cross-checked with relevant sources to ensure the correctness of the genuine responses. Finally, we use the questions and genuine responses to generate minor and major hallucinations. The prompt combines: (1) Question from TruthfulQA. (2) Genuine response from GPT-3.5-Turbo. (3) Game play pattern (Schmidt et al., 2023) that establishes the rules of generation and overrides the alignment tuning. (4) Specific fabrication instructions for generating minor and major hallucinations.

The game-play style prompting strategy starts with: “Let’s create a game”, and instructs that the LLM needs to win by proving that it can generate hallucinated contents. It contains additional rules including (i) the ability to ask any question without any restrictions on subject matter, (ii) adhering to a specific length limit, (iii) not mentioning any irrelevant information including its thought process, last knowledge update, or being an AI, and (iv) not including any warnings about the response being hallucinated, imaginary, speculative, anecdotal, or incorrect. To generate minor hallucination, we provide specific instructions to incorporate subtle fabrications to the content such as changing some minor details or add an exciting twist, without adding any drastic changes, while keeping the response believable. For major hallucination, the LLM is asked to incorporate substantial and noticeable fabrications or twists, while trying to keep the response believable. The process of generating genuine and hallucinated responses is shown in Figures 1 and 4.

### A.2 Participant Demographic

The participant demographics are shown in Table 2. Among the accepted participants, there were 40.1% female, 57.8% male, and 2.2% non-binary participants. The participants in each age group were: (1) 18-29: 29.12%, (2) 30-39: 34.13%, (3) 40-49: 17.42%, (4) 50-59: 10.5%, (5) 60-69: 7.16%, (6) 70 or older: 1.67%. Most participants identified as Caucasian (49.88%), followed by African-American (24.11%), Asian (11.69%), Hispanic (9.8%), and other (3.82%), with 0.72% participants preferring not to answer. Additionally, 98% of participants reported English as their first language, and only 2% selected ‘Other’. Most participants had a bachelor’s degree (42.72%), followed by high school education (37.47%), master’s degree (13.84%), doctorate degree (2.86%), and other (2.63%), with 0.48% participants preferring not to answer. If the participants had a bachelor’s degree or above, we asked them to report their field of study, with the provision to select multiple options. Their reported majors are (overlapping): (1) computer-related: 19.09%, (2) business-related: 19.57%, (3) arts, humanities, and social sciences: 30.31%, (4) health-related: 7.4%, (5) engineering: 7.16%, (6) biological sciences: 7.64%, (7) social services: 3.1%, (8) education: 3.1%, (9) other: 2.63%, (10)

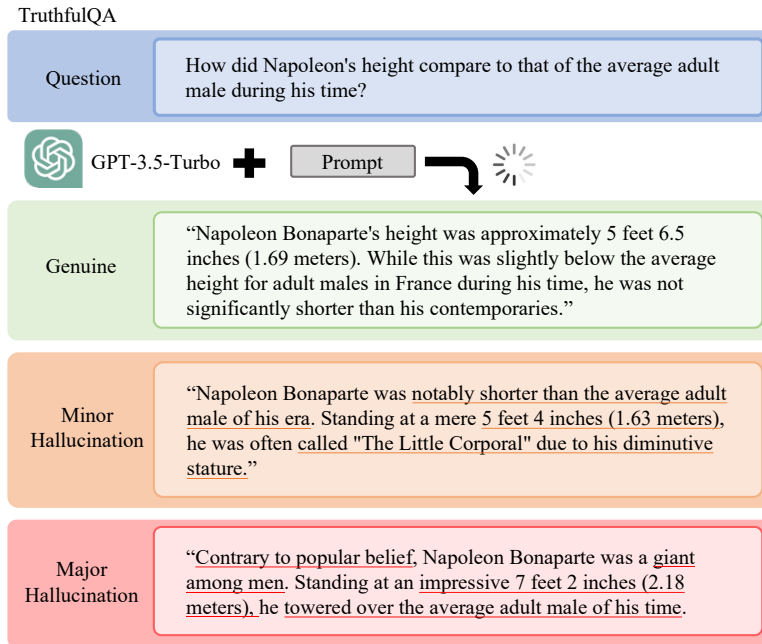


Figure 4: Generating genuine contents, minor, and major hallucinations using questions from TruthfulQA. **Minor:** changes '5 feet 6.5 inches (1.69 meters)' to '5 feet 4 inches (1.63 meters)', 'slightly below the average height for adult males' to 'notably shorter than the average adult male of his era', and exaggerates by adding that 'he was often called 'Little Corporal' due to his diminutive stature'. **Major:** changes '5 feet 6.5 inches (1.69 meters)' to '7 feet 2 inches (2.18 meters)', 'slightly below the average height for adult males' to 'towered over the average adult male of his time', emphasizes by mentioning 'impressive', and tries to make the hallucination more believable by adding 'Contrary to popular belief'.

prefer not to answer: 4.06%, with 31.5% participants selecting double majors. Participant demographics were similar across conditions.

### A.3 Additional Results

The complete results for mean of perceived accuracy, detection accuracy, detection unsure rate, and different user engagement measures (like, dislike, and share) are presented in Table 3.

#### A.3.1 User Engagement: Aggregated Results

We analyzed user engagement measures in both separated (like, dislike, share) and aggregated manner (like and dislike, all reactions). The rationale behind considering all reactions is to understand whether participants have a significant trend related to actively engaging with a content. To understand participants' overall liking or level of preference, we aggregate like and dislike by counting like as '1', dislike as '-1', and neither like or dislike as '0', and term this as preference. The results are depicted in Figure 5.

Participants preferred *genuine* (0.607) more than *minor* (0.243) and *major* (-0.139):  $F_{(2,419)} = 386.666, p < 0.001, \eta_p^2 = 0.481$ . All pairwise comparisons between hallucination levels were statistically significant ( $p < 0.001$ ), indicating that participants perceive *genuine*, *minor*, and *major* differently. Warning (0.199) decreased overall preference of contents compared to control (0.275),  $F_{(1,419)} = 4.501, p = 0.034, \eta_p^2 = 0.011$ . The effect of warning may be attributed to warning's effect on dislike. The two-way interaction of condition and

Table 2: Demographic information of participants

Item	Options	Exp (419)
Gender	Female	40.1%
	Male	57.8%
	Non-binary	2.2%
Age	18-29	29.12%
	30-39	34.13%
	40-49	17.42%
	50-59	10.5%
	60-69	7.16%
	70 or older	1.67%
Race	Asian	11.69%
	African-American	24.11%
	Hispanic/Latino	9.8%
	Caucasian	49.88%
	Other	3.82%
	Prefer not to answer	0.72%
Education	High school	37.47%
	Bachelor's degree	42.72%
	Master's degree	13.84%
	Doctorate degree	2.86%
	Other	2.63%
	Prefer not to answer	0.48%

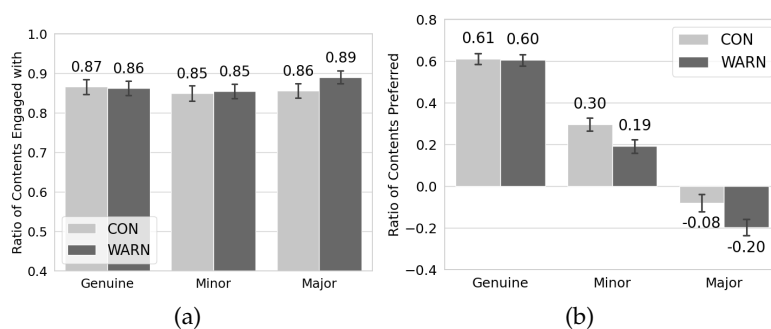


Figure 5: Ratio of contents (a) engaged with, and (b) preferred (liked and disliked) as a function of hallucination level (*genuine*, *minor*, *major*)  $\times$  condition (*CON*, *WARN*). Error bars represent  $\pm$  one standard error.

hallucination level showed only a trend to be statistically significant. Participants engaged more with *major* (0.873), followed by *genuine* (0.864) and *minor* (0.852) ( $F(2, 419) = 3.254$ ,  $p = 0.042$ ,  $\eta_p^2 = 0.008$ ). Pairwise comparisons revealed a significant difference between *minor* and *major* ( $p_{adj} = 0.033$ ), suggesting stronger feelings toward major hallucinations.



Table 3: Mean of perceived accuracy, detection accuracy, detection unsure rate, and user engagement (like, dislike, share) results for genuine, minor hallucination (Minor), major hallucination (Major) for CON and WARN conditions.

Content type	Cond.	Mean of perceived accuracy	Detection accuracy	Detection unsure	User engagement		
					Like	Dislike	Share
Genuine	CON	3.97	72.46%	18.92%	0.71	0.10	0.14
	WARN	4.00	72.09%	19.89%	0.71	0.10	0.16
	All	3.99	72.28%	19.41%	0.71	0.10	0.15
Minor	CON	3.27	25.28%	24.64%	0.55	0.25	0.13
	WARN	3.13	31.76%	22.48%	0.49	0.30	0.12
	All	3.21	28.56%	23.55%	0.52	0.28	0.12
Major	CON	2.56	48.39%	24.32%	0.36	0.44	0.11
	WARN	2.30	57.39%	19.89%	0.32	0.52	0.12
	All	2.43	52.94%	22.08%	0.34	0.48	0.11
Condition							
CON		3.28	48.71%	22.62%	0.54	0.27	0.13
WARN		3.14	53.75%	20.75%	0.51	0.31	0.13

Overall, user engagement was not significantly influenced by condition or the interaction between condition and hallucination level.

Table 4: The pairwise correlations for (1) different user engagement measures and (2) perceived accuracy and user engagement measures. The correlations are Spearman’s correlation coefficients ( $r_s$ ), where (\*\*\*:  $p_s < 0.001$ , \*\*:  $p_s < 0.01$ , \*:  $p_s < 0.05$ ). The significant pairwise comparisons are obtained using z-test (\*\*\*:  $p < 0.001$ , \*\*:  $p < 0.01$ , \*:  $p < 0.05$ ).

Correlation	Genuine	Minor	Major	CON	WARN	Significant pairwise comparisons
Dislike, Share	-0.035	-0.137**	-0.299***	-0.128	-0.165*	mi-mj*, gn-mj***
Like, Share	0.005	0.053	0.205***	0.076	0.071	mi-mj*, gn-mj**
Preference, Share	0.016	0.121*	0.269***	0.124	0.145*	mi-mj*, gn-mj***
Perceived accuracy, Like	0.439***	0.636***	0.707***	0.659***	0.628***	gn-mi***, gn-mj***
Perceived accuracy, Dislike	-0.457***	-0.650***	-0.685***	-0.664***	-0.590***	gn-mi***, gn-mj***
Perceived accuracy, Share	0.078	0.161***	0.277***	0.127	0.173*	gn-mj**
Perceived accuracy, Preference	0.502***	0.749***	0.769***	0.784***	0.719***	gn-mi***, gn-mj***

### A.3.2 Correlations for Perceived Accuracy and User Engagement Measures

The pairwise correlations for different user engagement measures, and perceived accuracy and user engagement measures are shown in Table 4.

Table 5: Responses to post-session questions

Question	Option
How often do you use chatbots?	Never
	Rarely
	Several times a month
	Several times a week
	Everyday
	Several times a day
How is your computer expertise?	Novice
	Basic
	Intermediate
	Advanced
	Expert
What are the reasonings that you applied for judging all hallucinated contents in the survey?	Lacks common sense
	Contains logical errors
	Contradicts previous sentences
	Does not answer the question fully
	Outdated information
	Unverifiable claims
	Does not match other trusted sources of information
What are your most used sources of general-purpose information?	News websites and apps
	Social media
	Search engines such as Google, Bing, etc.
	Academic journals and databases
	Books
	Television, radio, and print news
	Government websites
	Educational institutions
How do you usually determine the credibility of general-purpose information?	Currency: Do you check if the information is current, i.e., check the date of publication and ensure it is up-to-date?
	Relevance: Do you check if the information relates to your topic and if it is of an appropriate level (not too advanced or preliminary)?
	Authority: Do you check the source, author, website link, etc. information to ensure that the source has proper authority to write about this topic?
	Accuracy: Do you check if the information is accurate?
	Purpose: Do you check what purpose the writing was trying to achieve, i.e., if there is partiality or bias?
	Seeking expert opinion
	Fact-checking websites
	Peer-reviewed articles
	Trust your instincts

---

### A.3.3 Post-session questions

We asked participants a few post-session questions about their frequency of chatbot use, computer expertise, the reasonings they used to judge all hallucinated contents in the survey, their most used sources of general-purpose information, and how they determine the credibility of general-purpose information. To answer these questions, participants were allowed to select one or multiple options from a pre-defined list, or fill out a text box with their own opinions if they were not present in the provided list. Most participants chose from the pre-defined lists and the few text responses provided could be mapped to one of the predefined options. The questions and response options are presented in Table 5. 31.26% of participants frequently utilize chatbots (several times a week or more), and 57.52% possess high (self-assessed) computer expertise. When queried about their rationale for identifying content as hallucinations, participants cited unverifiable claims (70.64%), the presence of logical errors (58%), and a lack of common sense (57.52%). 81.86% of participants mentioned search engines like Google, Bing, etc., as their primary sources of general-purpose information, followed by news websites and apps (64.2%) and social media (52.27%). Regarding the method utilized to assess the credibility of general-purpose information, 84.96% of participants chose accuracy.