

# Improved Semi-Parametric Bounds for Tail Probability and Expected Loss: Theory and Applications

Zhaolin Li

The University of Sydney Business School, Sydney, NSW2006, Australia, erick.li@sydney.edu.au

Artem Prokhorov

The University of Sydney Business School & CEBA & CIREQ, Sydney, NSW2006, Australia, artem.prokhorov@sydney.edu.au

Many management decisions involve accumulated random realizations for which the expected value and variance are assumed to be known. We revisit the tail behavior of such quantities when individual realizations are independent, and we develop new sharper bounds on the tail probability and expected linear loss. The underlying distribution is semi-parametric in the sense that it remains unrestricted other than the assumed mean and variance. Our bounds complement well-established results in the literature, including those based on aggregation, which often fail to take full account of independence and use less elegant proofs. New insights include a proof that in the non-identical case, the distributions attaining the bounds have the equal range property, and that the impact of each random variable on the expected value of the sum can be isolated using an extension of the Korkine identity. We show that the new bounds open up abundant practical applications, including improved pricing of product bundles, more precise option pricing, more efficient insurance design, and better inventory management. For example, we establish a new solution to the optimal bundling problem, yielding a 17% uplift in per-bundle profits, and a new solution to the inventory problem, yielding a 5.6% cost reduction for a model with 20 retailers.

*Key words:* Concentration inequality, sum of independent random variables, bound for tail probability, bound for expected linear loss, optimal bundle pricing, inventory management, option pricing

---

## 1. Introduction

The exploration of the bounds on tail probability and expected loss pertaining to the sum of random variables has a long and distinguished history in statistical theory and in management applications. In relation to a *single* random variable with given first moments, Chebyshev's and Markov's inequalities are the most widely known results pertaining to tail probability (see, e.g., [Mallows 1956](#)), whereas Scarf's inequality is a well-known bound on linear expected loss ([Scarf 1958](#)). These inequalities found numerous practical applications in such areas as bundle pricing ([Bhargava 2013](#), [Chen et al. 2022](#)), inventory management ([Scarf 2002](#)), option pricing ([Lo 1987](#), [Bertsimas and Popescu 2002](#), [Henrion et al. 2023](#)), insurance planning and loan contract design. Extensions of these results beyond the single-variable analysis can be obtained by aggregation, that is, by applying the single-variable bounds to the sum of variables. However, it is well known

that bounds based on aggregation are not sharp under independence, that is, they do not exploit all the information captured by the independence property. For example, the tail probability based on aggregation converges at the rate of  $N^{-1}$ , where  $N$  is the number of iid random variables in the sum; in contrast, the tail probability for many distributions is known to converge exponentially with respect to  $N$  (see, e.g., [Bernshstein 1946](#), Part 3, Chapter 2).

In this context, [Chernoff's \(1952\)](#) use of the moment generating function for sums of independent random variables inspired numerous subsequent results known as Hoeffding, Azuma, and McDiarmid inequalities, among others (see, e.g., [Hoeffding 1963](#), [Azuma 1967](#), [McDiarmid 1989](#)). Key to the derivation of these inequalities is that if random variables  $(X_1, X_2)$  are independent, then it must hold that  $\mathbb{E}[e^{t(X_1+X_2)}] = \mathbb{E}[e^{tX_1}]\mathbb{E}[e^{tX_2}]$ , where expectation is with respect to the joint distribution of  $(X_1, X_2)$ . These inequalities have significantly facilitated further development and application of bounds on tail probabilities (see, e.g., [Freedman 1975](#), [Pinelis 1994](#), [de la Peña 1999](#), [de la Peña et al. 2004](#), [Marinelli 2024](#)).

We follow a similar approach and use moment generating functions to develop a one-sided Chebyshev bound and a number of related important results. The results concern tail probabilities for distributions with unknown moments beyond the mean and variance and, therefore, we cannot make use of the classical Berry-Esseen inequality or similar results that involve higher-order moment assumptions and provide error bounds for approximating to the standard normal distribution (see, e.g., [Billingsley \(1995\)](#), Section 27; [de la Peña et al. \(2009\)](#), Chapter 5). We start by showing that the iid distribution attaining the new bound is a two-point distribution. Then, we establish that even with heterogenous mean and variance, the extreme distribution attaining the improved bound displays the property of *equal range*. We discuss how the new bound relates to the existing ones and how it yields a more accurate estimate than the bounds based on aggregation. We work out important practical implications of the new results. For example, the equal range property immediately implies that a mixed bundling strategy does not strictly outperform a pure bundling strategy in terms of the worst-case analysis.

When analyzing the bound on the absolute value of the sum we lose the product form characterizing tail probabilities, due to the piece-wise nature of the absolute value function. Therefore, a direct application of Chernoff-type analysis is impossible. Nonetheless, we are able to achieve important improvements of the aggregation-based bound. This is done using two new results which may be of use in other areas of statistics.

First, we show how to apply Korkine's identity (see, e.g., [Mitrinović et al. 1993](#), pp. 242-243) in a multivariate environment in order to isolate the impact of each random variable on the absolute value of the sum. In the single-variable model, Korkine's identity pertains to the covariance between

the random variable  $X$  and the indicator variable  $\mathbb{I}_{\{X>0\}}$ . By maximizing the covariance and keeping the mean of the indicator unchanged, we can derive the extreme distribution. It turns out that the same insights can be generalized to the multi-variable situation, where the extreme distribution is a two-point distribution for each random variable so that the sum follows a binomial distribution, enabling us to compute the bound on expected linear loss.

Second, we work out how to obtain the solution of a non-standard optimization problem arising in this setting. The difficulty here is that the objective function based on the endogenous binomial distribution is piece-wise with respect to the chosen tail probability. To overcome this hurdle, we first derive the relationship between the tail probability of each iid distribution and the tail probability of the sum. Subsequently, we use log-convexity to show that the optimal tail probability of each iid distribution is one of the two extreme points. This allows us to disregard the piece-wise nature of the objective function.

Along the way, we provide bounds for quantiles, which incorporate a well known result for the median, and we show that the equal range condition continues to hold for the distributions attaining the bound for the expected absolute value of the sum under independent but non-identical distributions.

We focus on applications in pricing, in the context of bundling and options, and on applications in inventory management. we work out the details of three special cases where the use of the new bounds results in sizeable improvement of profit margins. An important observation in these practical examples is that our derivation of the bounds involves endogenous Bernoulli distributions. In this setting, the equal range property displayed by the extreme distribution becomes crucial. It ensures that the lattices in the support of the multivariate distributions are in fact squares with the same size despite possibly unequal means and variances. This significantly simplifies the derivation for the sum of multiple non-identical binomial random variables and has implications for such areas as bundle pricing.

The remainder of this paper is organized as follows. Section 2 recaps the benchmark results with a single random variable. Section 3 presents a bound on the tail probability associated with the sum of independent random variables. Section 4 develops a bound on the expected absolute value for the same setting. Section 5 solves practical problems in relation to bundle pricing, inventory management, and option pricing based on the newly developed bounds. Section 6 concludes. Appendix presents the technical proofs used to derive the results of Section 4.

## 2. Benchmark Results

We define  $\xi = X_1 + X_2 + \dots + X_N$  as the sum of  $N$  iid random variables (where  $N \geq 1$ ) and let  $q$  be a finite constant. The random variable  $X_n$ ,  $n = 1, \dots, N$ , and the constant  $q$  have many different important interpretations as summarized in the following table.

Application	$X_n$	$q$
Bundle pricing	Valuation for good $n$	Bundle price
Inventory management	Demand of retailer $n$	Inventory level
Option pricing	Price change on day $n$	Strike price
Loan contract	Income from source $n$	Loan amount
Insurance policy	Damage on asset $n$	Maximum benefit

We assume that the underlying distribution of  $X_n$  remains unknown but  $\mathbb{E}(X_n) \equiv \mu$  and  $\text{Var}(X_n) \equiv \sigma^2 > 0$  are known and finite. [Lo \(1987\)](#) refers to this setting as *semi-parametric*. We are interested in the lower bound on the tail probability  $\Pr(\xi > q)$  and in bounds on expected losses  $\mathbb{E}(\xi - q)^+$  and  $\mathbb{E}(\xi - q)^-$ , where  $(\cdot)^+ = \max(0, \cdot)$  and  $(\cdot)^- = \min(\cdot, 0)$ . Since  $(\xi - q)^+ = \frac{\xi - q}{2} + \frac{1}{2}|\xi - q|$ , it is sometimes more convenient to use the upper bound of  $\mathbb{E}(|\xi - q|)$ , instead of  $\mathbb{E}(\xi - q)^+$ , to solve practical problems.

### 2.1. Single Variable

We first recap the known results with  $N = 1$  (where we can write  $\xi = X$ ) as benchmarks.

**Lemma 1** (*Single-Variable Bounds*) *It holds that (a)  $\Pr(X - q > 0) \geq 1 - \frac{\sigma^2}{(\mu - q)^2 + \sigma^2}$  if  $\mu > q$ ; and (b)  $\mathbb{E}|X - q| \leq \sqrt{(\mu - q)^2 + \sigma^2}$ .*

**Proof.** (a) Let  $\mathbb{I}_{\{X > 0\}}$  be an indicator function satisfying  $\mathbb{I} = 1$  if  $X > 0$  and  $\mathbb{I} = 0$  otherwise. When  $\mu > q$ , it must hold that  $0 < \mu - q \leq \mathbb{E}((X - q) \cdot \mathbb{I}_{\{X > q\}})$ . By the Cauchy inequality, we have  $\mathbb{E}(XY) \leq \sqrt{\mathbb{E}(X^2)}\sqrt{\mathbb{E}(Y^2)}$  for any two random variables  $X$  and  $Y$ , and the equality holds if  $X$  and  $Y$  are *linearly dependent* or *comonotone* (i.e.,  $X = \lambda Y$ , almost surely, where  $\lambda$  is a constant). Thus we can write

$$0 < \mu - q \leq \mathbb{E}((X - q) \cdot \mathbb{I}_{\{X > q\}}) \leq \sqrt{\mathbb{E}((X - q)^2) \mathbb{E}(\mathbb{I}_{\{X > q\}}^2)} = \sqrt{((\mu - q)^2 + \sigma^2) \Pr(X > q)},$$

from which we find that  $\Pr(X > q) \geq \frac{(\mu - q)^2}{(\mu - q)^2 + \sigma^2} = 1 - \frac{\sigma^2}{(\mu - q)^2 + \sigma^2}$ . Similarly, when  $\mu < q$ , we find that

$$0 < q - \mu \leq \mathbb{E}((q - X) \cdot \mathbb{I}_{\{q > X\}}) \leq \sqrt{((\mu - q)^2 + \sigma^2) \Pr(q > X)},$$

yielding  $\Pr(q > X) \geq \frac{(\mu-q)^2}{(\mu-q)^2 + \sigma^2}$ .

(b) We observe that  $\mathbb{E}|X - q| = \mathbb{E}\sqrt{(X - q)^2} \leq \sqrt{\mathbb{E}(X - q)^2} = \sqrt{(\mu - q)^2 + \sigma^2}$ , where we apply Jensen's inequality. ■

In Section 4.1, we develop a tighter bound than part (b) of Lemma 1. Two of the following three remarks relate to the extreme distribution implied by Lemma 1, that is, to the distribution for which the equality sign holds.

**Remark 1** *In part (a), the comonotonicity condition  $(X - q) = \lambda \mathbb{I}_{\{X > q\}}$ , a.s., yields that (i)  $X = q$  when  $\mathbb{I}_{\{X > q\}} = 0$  and (ii)  $X - q = \lambda$  when  $\mathbb{I}_{\{X > q\}} = 1$ , where  $\lambda = \frac{(\mu-q)^2 + \sigma^2}{\mu-q}$ . Thus, the extreme distribution attaining the bound of Lemma 1(a) is a two-point distribution satisfying:  $\Pr(X = q) = \frac{\sigma^2}{(\mu-q)^2 + \sigma^2}$  and  $\Pr\left(X = \mu + \frac{\sigma^2}{\mu-q}\right) = \frac{(\mu-q)^2}{(\mu-q)^2 + \sigma^2}$ .*

**Remark 2** *For part (b), equality holds when  $|X - q| = \lambda = \sqrt{(\mu - q)^2 + \sigma^2}$ , a.s. The extreme distribution attaining the bound of Lemma 1(b) is therefore also a two-point distribution satisfying:  $\Pr\left(X = q \pm \sqrt{(\mu - q)^2 + \sigma^2}\right) = \frac{1}{2} \mp \frac{\mu - q}{2\sqrt{(\mu - q)^2 + \sigma^2}}$ .*

**Remark 3** *While Lemma 1(a) pertains to the one-sided Chebyshev inequality (also referred to as Cantelli's inequality), Lemma 1(b) pertains to Scarf's inequality as  $\mathbb{E}(X - q)^+ = \frac{1}{2}\mathbb{E}(X - q + |X - q|) \leq \frac{\mu - q + \sqrt{(\mu - q)^2 + \sigma^2}}{2}$ .*

## 2.2. Simple Aggregate Results

With  $N \geq 2$ , a technical shortcut is to regard  $\xi$  as a single random variable with mean  $\mathbb{E}(\xi) = N\mu$  and variance  $Var(\xi) = N\sigma^2$ . Consequently, we can apply Lemma 1 to obtain the following bounds.

**Lemma 2** *(Aggregate Bounds) It holds that (a)  $\Pr(\xi > q) \geq 1 - \frac{\sigma^2}{N(\mu - \frac{q}{N})^2 + \sigma^2}$  if  $N\mu > q$ , and (b)  $\mathbb{E}|\xi - q| \leq \sqrt{N^2\left(\mu - \frac{q}{N}\right)^2 + N\sigma^2}$ .*

A few observations are noteworthy. First, the term  $\frac{\sigma^2}{N(\mu - \frac{q}{N})^2 + \sigma^2}$  converges to zero at the speed of  $\frac{1}{N}$ . Second, the extreme distributions attaining the bounds in Lemma 2 violate the independence constraints even though  $Var(\xi) = N\sigma^2$  is consistent with independence. Specifically, to make the proposed bounds sharp, the joint distribution underlying  $\xi$  must be such that  $\xi$  has only two possible outcomes as shown in Remarks 1 and 2. However, with  $N \geq 2$ , even if each iid  $X_n$  has only two realized values, the sum  $\xi$  must have  $(N + 1)$  different realized values. Thus, we can never design a joint distribution for iid random variables that would make the bounds in Lemma 2 sharp. This underscores the challenge caused by independence.

### 2.3. Duality Method and Independence Constraints

A prevalent approach to developing moment-based concentration bounds in the Management Science/Operations Research community is to use the primal-dual method (e.g., [Smith 1995](#), [Van Parys et al. 2021](#)). This method is very effective in a a single-variable setting. For example, if the ex-post payoff  $Z(X, q)$  is continuous in  $X$  for any given  $q$ , then  $\inf_{F(x)} \int_{-\infty}^{\infty} Z(X, q) dF(x) = \inf_{\lambda(X)} \sum_X \lambda(X) Z(X, q)$ , implying that it is sufficient to consider only discrete distributions (see Lemma 6.4 of [Hettich and Kortanek \(1993\)](#) for details). The dual problem with the mean-variance constraints is known to be

$$D = \inf_{\lambda(X)} \sum_X \lambda(X) Z(X, q) \quad \text{s.t.} \quad \sum_X \lambda(X) X^t = m_t, \quad t = 0, 1, 2.$$

where  $m_0 = 1$ ,  $m_1 = \mu$ ,  $m_2 = \mu^2 + \sigma^2$ , and  $\lambda(X)$  is a general finite sequence (i.e., each  $\lambda(X)$  is nonnegative but only a finite number of them can be strictly positive). With a finite standard deviation  $\sigma$ , we let  $y_t$  be the shadow price of the moment constraint in the dual problem associated with  $m_t$ . The primal problem is known to be

$$P = \sup_{y_t} \sum y_t m_t \quad \text{s.t.} \quad \sum_t y_t X^t \leq Z(X, q), \quad \text{for any } X \in \mathbb{R},$$

which is a semi-infinite programming problem with a finite number of decision variables ( $y_t$ ) but an infinite number of constraints (because the dual problem has a finite number of moment constraints but the state variable  $X$  has an infinite number of possible values). When the ex-post payoff  $Z(X, q)$  is not only continuous but also finite, then  $P = D$  (see Lemma 6.5 in [Hettich and Kortanek \(1993\)](#) for details). The primal model  $P$  is more tractable than the dual model  $D$ , making the primal-dual method suitable for a single-variable analysis.

When we extend the analysis, for example, to a two-variable setting, we need to first formulate the dual problem before converting into the primal problem. We can use either the joint probability mass  $\lambda(X_1, X_2)$  or the marginal probability mass  $\lambda_1(X_1)$  and  $\lambda_2(X_2)$  to formulate the dual problem. Specifically, when using the joint probability mass, we face the following dual model:

$$\begin{aligned} D &= \inf_{\lambda(X_1, X_2)} \sum_{X_1} \sum_{X_2} \lambda(X_1, X_2) Z(X_1, X_2, q) \\ \text{s.t.} \quad &\sum_{X_1} \sum_{X_2} \lambda(X_1, X_2) = 1, && \text{[Total probability]} \\ &\sum_{X_1} \sum_{X_2} \lambda(X_1, X_2) X_1^t = m_{1t}, \quad t = 1, 2, && \text{[Moments of } X_1\text{]} \\ &\sum_{X_1} \sum_{X_2} \lambda(X_1, X_2) X_2^t = m_{2t}, \quad t = 1, 2, && \text{[Moments of } X_2\text{]} \\ &\lambda(X_1, X_2) \lambda(X_2, X_1) = \lambda(X_1, X_1) \lambda(X_2, X_2), \quad \text{any } (X_1, X_2), && \text{[Independence]} \end{aligned}$$

where the independence constraints are nonlinear with respect to the joint probability mass  $\lambda(X_1, X_2)$ . Let  $y_{X_1, X_2}$  be the shadow price of the independence constraints associated with the pair  $(X_1, X_2)$ . If we formulate the primal problem for this dual, the variable  $y_{X_1, X_2}$  will appear

in it, implying an infinite number of decision variables. Thus, the corresponding primal model is no longer a semi-infinite programming problem as both the number of decision variables and the number of constraints grows to infinity.

In contrast, when using the marginal probability mass, we face the following dual problem:

$$\begin{aligned}
D = & \inf_{\lambda_1(X_1), \lambda_2(X_2)} \sum_{X_1} \sum_{X_2} \lambda_1(X_1) \lambda_2(X_2) Z(X_1, X_2, q) \\
\text{s.t. } & \sum_{X_1} \lambda(X_1) X_1^t = m_{1t}, \quad t = 0, 1, 2, \\
& \sum_{X_2} \lambda(X_2) X_2^t = m_{2t}, \quad t = 0, 1, 2,
\end{aligned}$$

Although the number of shadow prices in the new dual model comes down to six, the objective function is now nonlinear with respect to the marginal probability mass  $\lambda_1(X_1)$  or  $\lambda_2(X_2)$ , making the corresponding primal model much less tractable than before.

In summary, the independence constraints hinder the application of the popular primal-dual method, prompting us to consider other approaches to developing the bounds on tail probability and linear loss.

### 3. Tail Probability

#### 3.1. Equal Mean and Variance

We can now present the first new result as follows.

**Proposition 1** (*Tail Probability*) *When  $\mathbb{E}(X_n) = \mu > \frac{q}{N}$  and  $\text{Var}(X_n) = \sigma^2 > 0$ , it holds that*

$$\Pr(\xi = X_1 + X_2 + \dots + X_N > q) \geq 1 - \frac{\sigma^{2N}}{\left(\left(\mu - \frac{q}{N}\right)^2 + \sigma^2\right)^N}. \quad (3.1)$$

**Proof.** Because each  $X_n$  is independent, we find that

$$\mathbb{E}\left(e^{t(\xi - q)}\right) = \mathbb{E}\left[e^{t\left(X_1 - \frac{q}{N}\right)}\right] \mathbb{E}\left[e^{t\left(X_2 - \frac{q}{N}\right)}\right] \dots \mathbb{E}\left[e^{t\left(X_N - \frac{q}{N}\right)}\right] = \left[\mathbb{E}\left(e^{t\left(X_n - \frac{q}{N}\right)}\right)\right]^N.$$

By Lemma 1(a),  $\Pr\left(X_n \leq \frac{q}{N}\right) \leq \frac{\sigma^2}{\left(\mu - \frac{q}{N}\right)^2 + \sigma^2}$ , where the equality sign holds for the extreme distribution  $\Pr\left(X_n = \frac{q}{N}\right) = \frac{\sigma^2}{\left(\mu - \frac{q}{N}\right)^2 + \sigma^2}$  and  $\Pr\left(X_n = \mu + \frac{\sigma^2}{\left(\mu - \frac{q}{N}\right)}\right) = \frac{\left(\mu - \frac{q}{N}\right)^2}{\left(\mu - \frac{q}{N}\right)^2 + \sigma^2}$ . For exposition simplicity, let

$$R = \mu + \frac{\sigma^2}{\left(\mu - \frac{q}{N}\right)} - \frac{q}{N} = \frac{\left(\mu - \frac{q}{N}\right)^2 + \sigma^2}{\mu - \frac{q}{N}}$$

be the range of the extreme distribution (i.e., the maximum minus the minimum realized value).

We apply Markov's inequality to this extreme distribution to obtain

$$\begin{aligned}\Pr(\xi - q > 0) &= \Pr\left(\left[e^{t(X_n - \frac{q}{N})}\right]^N > 1\right) \leq \left[\mathbb{E}\left(e^{t(X_n - \frac{q}{N})}\right)\right]^N \\ &= \left[\frac{\sigma^2}{\left(\mu - \frac{q}{N}\right)^2 + \sigma^2} + \frac{\left(\mu - \frac{q}{N}\right)^2}{\left(\mu - \frac{q}{N}\right)^2 + \sigma^2} e^{tR}\right]^N,\end{aligned}$$

if  $t > 0$ . Similarly, if  $t < 0$  then we have

$$\begin{aligned}\Pr(\xi - q > 0) &= \Pr\left(\left[e^{t(X_n - \frac{q}{N})}\right]^N < 1\right) = 1 - \Pr\left(\left[e^{t(X_n - \frac{q}{N})}\right]^N > 1\right) \\ &\geq 1 - \left[\mathbb{E}\left(e^{t(X_n - \frac{q}{N})}\right)\right]^N = 1 - \left[\frac{\sigma^2}{\left(\mu - \frac{q}{N}\right)^2 + \sigma^2} + \frac{\left(\mu - \frac{q}{N}\right)^2}{\left(\mu - \frac{q}{N}\right)^2 + \sigma^2} e^{tR}\right]^N.\end{aligned}$$

As  $t \rightarrow -\infty$ , the second term in the bracket converges to zero, yielding inequality (3.1). ■

With independent distributions, the bound on tail probability is a rescaling of the single-variable result (i.e., an analogy to Cramér's Theorem). When allocating the total "budget" of  $q = q_1 + q_2 + \dots + q_N$ , we simply let  $q_n = \frac{q}{N}$  when random variables are iid. We observe that when rescaling the single-variable result, we apply division to the additive relationship (such as the total budget) and multiplication to the probability of multi-fold convolution.

### 3.2. Extensions

As a natural extension, with non-equal mean and variance across different random variables in the sum, we need to optimize the budget allocation.

**Proposition 2** (*Equal Range*) *When the mean and variance of each  $X_n$  are non-identical, the extreme distribution for each independent  $X_n$  must have equal range.*

**Proof.** Because the event  $\xi > q$  is equivalent to the event  $\sum_{n=1}^N (X_n - q_n) > 0$ , similar to the proof of Proposition 1, we find that if  $t < 0$ , then

$$\begin{aligned}\Pr(\xi - q > 0) &= \Pr\left(\prod_{n=1}^N e^{t(X_n - q_n)} < 1\right) = 1 - \Pr\left(\prod_{n=1}^N e^{t(X_n - q_n)} > 1\right) \\ &\geq 1 - \mathbb{E}\left[\prod_{n=1}^N e^{t(X_n - q_n)}\right] = 1 - \prod_{n=1}^N \left[\frac{\sigma_n^2}{(\mu_n - q_n)^2 + \sigma_n^2} + \frac{(\mu_n - q_n)^2}{(\mu_n - q_n)^2 + \sigma_n^2} e^{tR_n}\right],\end{aligned}$$

where

$$R_n = \mu_n + \frac{\sigma_n^2}{(\mu_n - q_n)} - q_n = \frac{(\mu_n - q_n)^2 + \sigma_n^2}{\mu_n - q_n}$$



represents the range of the extreme distribution associated with  $X_n$ . As  $t \rightarrow -\infty$ , we obtain the result that

$$\Pr(\xi - q > 0) \geq 1 - \max_{q_1, q_2, \dots, q_n} \left\{ \prod_{n=1}^N \left[ \frac{\sigma_n^2}{(\mu_n - q_n)^2 + \sigma_n^2} \right] \right\},$$

where  $q = q_1 + q_2 + \dots + q_N$ .

By focusing on

$$B = \max_{q_1, q_2, \dots, q_N} \left\{ \prod_{n=1}^N \left( \frac{\sigma_n^2}{(\mu_n - q_n)^2 + \sigma_n^2} \right) \right\},$$

subject to the budget constraint  $q = q_1 + q_2 + \dots + q_N$ , we find that the Lagrangian equals

$$\mathcal{L} = \prod_{n=1}^N \left( \frac{\sigma_n^2}{(\mu_n - q_n)^2 + \sigma_n^2} \right) - \gamma (q_1 + q_2 + \dots + q_N - q).$$

The first-order conditions require that

$$\begin{aligned} \frac{\partial \mathcal{L}}{\partial q_n} &= \frac{2(\mu_n - q_n) \sigma_n^2}{((\mu_n - q_n)^2 + \sigma_n^2)^2} \prod_{i \neq n} \left( \frac{\sigma_i^2}{(\mu_i - q_i)^2 + \sigma_i^2} \right) - \gamma \\ &= \frac{2(\mu_n - q_n)}{(\mu_n - q_n)^2 + \sigma_n^2} \prod_{i=1}^N \left( \frac{\sigma_i^2}{(\mu_i - q_i)^2 + \sigma_i^2} \right) - \gamma = 0, \end{aligned}$$

where  $\gamma$  is the Lagrangian multiplier associated with the budget constraint. We find that for any  $n \neq m$ ,

$$\frac{2}{R_n} \prod_{i=1}^N \left( \frac{\sigma_i^2}{(\mu_i - q_i)^2 + \sigma_i^2} \right) = \gamma = \frac{2}{R_m} \prod_{i=1}^N \left( \frac{\sigma_i^2}{(\mu_i - q_i)^2 + \sigma_i^2} \right),$$

indicating that  $R_n = R_m$  for any  $n \neq m$ . ■

We refer to the result in Proposition 2 as the *equal range* property. In the two-dimensional model, Proposition 2 implies that the extreme joint distribution graphically forms a square, which has important implications in models of bundling using mixed strategies (see Section 5.1 for details).

Due to symmetry, we can also obtain the tail probability of the other direction as follows. If  $\mu < \frac{q}{N}$ , then

$$\Pr(\xi < q) \geq 1 - \left( \frac{\sigma^2}{\left(\mu - \frac{q}{N}\right)^2 + \sigma^2} \right)^N. \quad (3.2)$$

Let  $\gamma \in (0, 1)$  and  $q_N(\gamma) = F_N^{-1}(\gamma)$ , where  $F_N$  is the  $N$ -fold convolution of  $F$ . We refer to  $q_N(\gamma)$  as the  $100 \times \gamma$ -th percentile of the  $N$ -fold convolution of  $F$ . Using inequalities (3.1) and (3.2), we immediately obtain the range of the percentile as follows.

**Corollary 1** (*Percentile*) *It holds that*

$$N\mu - N\sigma \sqrt{\frac{1 - \gamma^{\frac{1}{N}}}{\gamma^{\frac{1}{N}}}} \leq q_N(\gamma) \leq N\mu + N\sigma \sqrt{\frac{1 - (1 - \gamma)^{\frac{1}{N}}}{(1 - \gamma)^{\frac{1}{N}}}}. \quad (3.3)$$

**Proof.** According to inequality (3.1) and the definition of  $q_N(\gamma)$ , we find that  $1 - \frac{\sigma^{2N}}{((\mu - \frac{q}{N})^2 + \sigma^2)^N} \geq 1 - \gamma$ . By taking the root less than  $N\mu$ , we obtain that  $N\mu - N\sigma \sqrt{\frac{1 - \gamma^{\frac{1}{N}}}{\gamma^{\frac{1}{N}}}} \leq q_N(\gamma)$ . Similarly, we obtain the bound in the different direction using the condition  $1 - \frac{\sigma^{2N}}{((\mu - \frac{q}{N})^2 + \sigma^2)^N} \leq \gamma$  and taking the root larger than  $N\mu$ . ■

When  $\gamma = 0.5$  and  $N = 1$ , inequality (3.3) yields the well-known result that the median is between  $\mu - \sigma$  and  $\mu + \sigma$ . When extending to  $N \geq 2$ , the median of the sum of  $N$  iid random variables satisfies

$$N\mu - N\sigma \sqrt{\frac{1 - (0.5)^{\frac{1}{N}}}{(0.5)^{\frac{1}{N}}}} \leq q_N(0.5) \leq N\mu + N\sigma \sqrt{\frac{1 - (0.5)^{\frac{1}{N}}}{(0.5)^{\frac{1}{N}}}}.$$

When  $N$  approaches infinity, the correction factor  $\sqrt{\frac{1 - (0.5)^{\frac{1}{N}}}{(0.5)^{\frac{1}{N}}}}$  approaches zero, suggesting that the sample average of the median, which equals  $\frac{1}{N}q_N(\frac{1}{2})$ , approaches the mean  $\mu$ . Without independence, the aggregation bounds predict that the median is between  $N\mu - \sqrt{N}\sigma$  and  $N\mu + \sqrt{N}\sigma$ , where the correction factor equals  $\frac{1}{\sqrt{N}}$  and is larger than  $\sqrt{\frac{1 - (0.5)^{\frac{1}{N}}}{(0.5)^{\frac{1}{N}}}}$ .

## 4. Expected Loss

We recenter each random variable by using  $\mu = \mu' - \frac{q}{N}$  as the shifted mean so that we focus on the bound for  $\mathbb{E}(\xi)^+$ . Due to recentering, a positive (negative) realized value of  $X$  implies a realized value larger (smaller) than  $\frac{q}{N}$ .

### 4.1. Single-Dimensional Model

Korkine's identity (Mitrinović et al. 1993, Ch. 9, pp. 242-243) pertains to covariance as follows:

$$\mathbb{E}[(X - \mathbb{E}(X))(Y - \mathbb{E}(Y))] = \frac{1}{2}\mathbb{E}[(X - X')(Y - Y')],$$

where  $(X, Y)$  are iid copies of  $(X', Y')$ . In the special case with  $N = 1$ , we find that

$$\mathbb{E}(X)^+ = \mathbb{E}(X) \mathbb{E}(\mathbb{I}_{\{X > 0\}}) + \frac{1}{2}\mathbb{E}_{X, X'}[(X - X')(\mathbb{I}_{\{X > 0\}} - \mathbb{I}_{\{X' > 0\}})] = \mu(1 - \beta) + \frac{1}{2}T,$$

in which  $X$  and  $X'$  are iid and  $\beta \equiv \Pr(X \leq 0)$  is a known probability based on a given feasible distribution. With  $\mu(1 - \beta)$  being fixed, we wish to maximize the term  $\frac{1}{2}T$ , which equals the covariance between variable  $X$  and indicator  $\mathbb{I}_{\{X > 0\}}$ . The integrand  $A_1$  in  $T$  equals

$$A_1 \equiv (X - X')(\mathbb{I}_{\{X > 0\}} - \mathbb{I}_{\{X' > 0\}}) = |X - X'|(\mathbb{I}_{\{\max\{X, X'\} > 0\}} - \mathbb{I}_{\{\min\{X, X'\} > 0\}}),$$

where the subscript 1 indicates a one-dimensional model.

We observe that the indicator is weakly increasing in  $X$ . When  $|X - X'|$  increases, the coefficient  $(\mathbb{I}_{\{\max\{X, X'\} > 0\}} - \mathbb{I}_{\{\min\{X, X'\} > 0\}})$  weakly increases. The integrand  $A_1$  must be zero if both  $X$  and  $X'$  have the same sign. Therefore, the extreme distribution maximizing the summation  $T$  must be a two-point distribution with one positive realized value and one negative realized value. According to the mean-variance conditions and probability constraint  $\beta = \Pr(X \leq 0)$ , we find that the extreme distribution is unique and satisfies:

$$\begin{cases} \Pr\left(X = \mu - \sigma\sqrt{\frac{1-\beta}{\beta}} \stackrel{\text{def}}{=} L\right) = \beta, \\ \Pr\left(X = \mu + \sigma\sqrt{\frac{\beta}{1-\beta}} \stackrel{\text{def}}{=} H\right) = 1 - \beta. \end{cases} \quad (4.1)$$

The range of the two-point distribution in equation (4.1) equals  $H - L = \sigma\sqrt{\beta(1-\beta)}$ .

**Lemma 3** *It holds that*

$$\mathbb{E}(X)^+ \leq \mu(1-\beta) + \sigma\sqrt{\beta(1-\beta)}. \quad (4.2)$$

Importantly, the bound in Lemma 3 is tighter than Scarf's bound because of the probability constraint  $\beta = \Pr(X \leq 0)$ . If we optimize the bound in inequality (4.2) by choosing  $\beta$ , we recover Scarf's bound because the first order condition yields that  $\beta^* = \frac{1}{2} \pm \frac{\mu-q}{2\sqrt{(\mu-q)^2 + \sigma^2}}$  (since  $\mu = \mu' - q$  is the shifted mean). The advantage of using Lemma 3 is that via the input variable  $\beta$ , we can now consider what is known as the service level requirement, which is often linked to the tail probability (see, e.g., [Axaster 2000](#), p. 79), whereas the standard Scarf model does not allow us to do that. [de la Peña et al. \(2004\)](#) proved Lemma 3 using Holder's inequality whereas we use the unique extreme distribution to directly compute the bound. This difference in the proof becomes crucial when developing the bound for the multi-dimensional model.

**Remark 4** *It holds that  $\mathbb{E}(X)^- \geq \mu\beta - \sigma\sqrt{\beta(1-\beta)}$ . Consequently,  $\mathbb{E}(X|X > 0) \leq H$  and  $\mathbb{E}(X|X \leq 0) \geq L$ , where  $H$  and  $L$  are shown in equation (4.1).*

We refer to  $\mathbb{E}(X|X \leq 0)$  and  $\mathbb{E}(X|X > 0)$  as the left and right conditional means of the iid random variable  $X$ , respectively. The bounds on the conditional means will play an important role in the subsequent analysis.

We now highlight a crucial difference between the one-dimensional and multi-dimensional models. Let  $\beta = \Pr(X_n \leq 0)$  be the first input and  $\gamma = \Pr(\xi \leq 0)$  be the second input. A notable relationship is that

$$1 - \beta^N \geq 1 - \gamma \geq (1 - \beta)^N. \quad (4.3)$$

The first inequality indicates that the event that all  $X_n$  are non-positive must imply the event that the sum is non-positive, but the opposite is not true. The second inequality indicates that the event

that all  $X_n$  are positive must imply the event that the sum is positive, but the opposite is not true. Inequalities (4.3) hold for any iid distributions. In the one-dimensional model,  $\gamma = \beta$  must hold due to only one dimension; whereas in the multi-dimensional model, the one-to-one mapping between  $\gamma$  and  $\beta$  does not exist. Only when one of these constraints becomes binding, do we re-establish the one-to-one mapping.

## 4.2. Two-Point Distributions

Several known inequalities in the literature show that the extreme distributions come from the family of two-point distributions. For instance, Bentkus (2004) proved that  $\Pr(\xi \geq q) \leq c \Pr(s_1 + s_2 + \dots + s_N \geq q)$ , where  $\xi$  is a sum of  $N$  independent bounded random variables,  $c$  is a constant and each  $s$  is iid Bernoulli, while Mattner (2003) developed bounds based on mean and absolute deviations using Binomial distributions. Motivated by the literature, we first compute a candidate bound based on two-point distributions. In Section 4.3, we prove that the candidate bound is indeed the globally optimal bound among all feasible distributions subject to the mean-variance condition.

**4.2.1. Piece-wise Objective Function** As any two-point distribution can be fully characterized by equation (4.1), where  $\beta = \Pr(X_n \leq 0)$  is the decision variable, the sum  $\xi$  follows a Binomial distribution satisfying the following probability mass function:

$$\begin{aligned} & \Pr(\xi = (N-t)L + tH) \\ &= \Pr\left(\xi = (N-t)\left(\mu - \sigma\sqrt{\frac{1-\beta}{\beta}}\right) + t\left(\mu + \sigma\sqrt{\frac{\beta}{1-\beta}}\right)\right) = \frac{N!}{t!(N-t)!} \beta^{N-t} (1-\beta)^t, \end{aligned} \quad (4.4)$$

where  $t \in \{0, 1, \dots, N\}$  is the number of times  $X_n = H$ . This distribution is endogenous in the sense that it is generated using the mean-variance constraint and the probability constraint satisfied by the extreme marginal distributions.

In order to derive the optimal bound for the expected loss based the endogenous distribution of  $\xi$ , we define a sequence of thresholds  $\{\delta_k\}$  satisfying

$$0 = N\mu + \sigma \left( -(N-k) \sqrt{\frac{1-\delta_k}{\delta_k}} + k \sqrt{\frac{\delta_k}{1-\delta_k}} \right), \quad (4.5)$$

where  $k = 1, 2, \dots, N-1$ . In essence,  $\delta_k$ 's are the values of  $\beta$  for which  $\xi = 0$  given  $t$ . By default, we let  $\delta_0 = 1$  and  $\delta_N = 0$  so that if  $\beta \in [\delta_k, \delta_{k-1}]$ , then  $\xi > 0$  for  $t \geq k$  and  $\xi \leq 0$  for  $t \leq k-1$ .

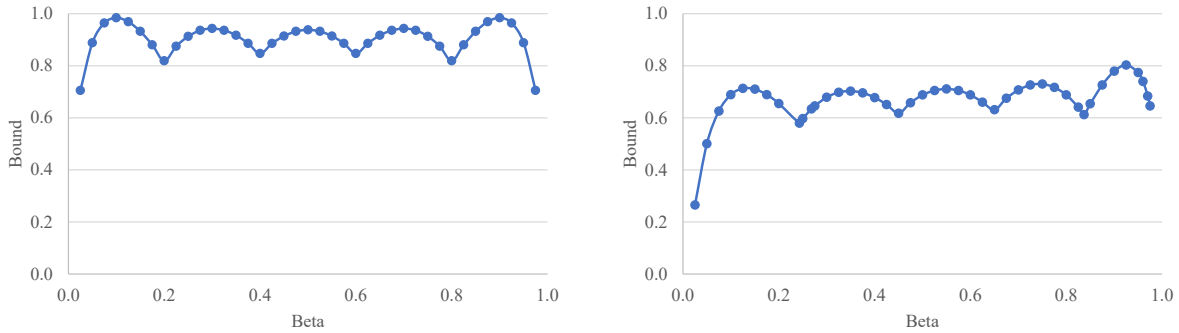
**Lemma 4** (*Piece-wise Objective Function*) Under the endogenous Binomial distribution in equation (4.4), the expected loss equals

$$Z(\beta) \equiv N\sigma\sqrt{\beta(1-\beta)}\frac{(N-1)!(1-\beta)^{k-1}\beta^{N-k}}{(k-1)!(N-k)!} + N\mu\sum_{t=k}^N\frac{N!\beta^{N-t}(1-\beta)^t}{t!(N-t)!}, \quad (4.6)$$

for any  $\beta \in [\delta_k, \delta_{k-1}]$ .

This lemma provides interesting insights into the shape of the expected loss. The second-order conditions reveal that each piece of  $Z(\beta)$  is concave, resulting in multiple local optima with respect to  $\beta$ . We illustrate the piece-wise objective function  $Z(\beta)$  in Figure 1 for two constellations of  $(\mu, \sigma)$  at  $N = 5$ . An upper bound on the expected loss can be obtained by optimizing this piece-wise objective function.

**Figure 1** Piece-wise Objective Function



(a)  $Z(\beta)$  under  $\mu = 0, \sigma = 1, N = 5$

(b)  $Z(\beta)$  under  $\mu = -0.1, \sigma = 1, N = 5$

**4.2.2. Zero Mean** The case with zero mean (i.e.,  $\mu = \mu' - \frac{q}{N} = 0$ ) provides invaluable insights into the local optima. As a special case of equation (4.5), we find that (i) the thresholds satisfy  $\delta_k = \frac{N-k}{N}$ , i.e., are decreasing in  $k$ , and (ii) the second term on the right-hand side of equation (4.6) equals zero. Therefore, in order to obtain the bound, we only need to maximize the first term on the right-hand side of equation (4.6), which can be written as follows:

$$T(\beta) \equiv T(k, \beta) \equiv N\sigma\sqrt{\beta(1-\beta)}\frac{(N-1)!(1-\beta)^{k-1}\beta^{N-k}}{(k-1)!(N-k)!},$$

where  $\beta \in [\frac{N-k}{N}, \frac{N-k+1}{N}]$ . Each piece  $T(k, \beta)$  is continuous and strictly concave with respect to  $\beta$ . It is easy to see that the local optimal solution is  $\beta_k^* = \frac{2N-2k+1}{2N}$ , which is the mid-point of

the corresponding interval  $[\frac{N-k}{N}, \frac{N-k+1}{N}]$ . Substituting the local optimal solution into  $T(k, \beta)$ , we obtain the local optimal objective values:

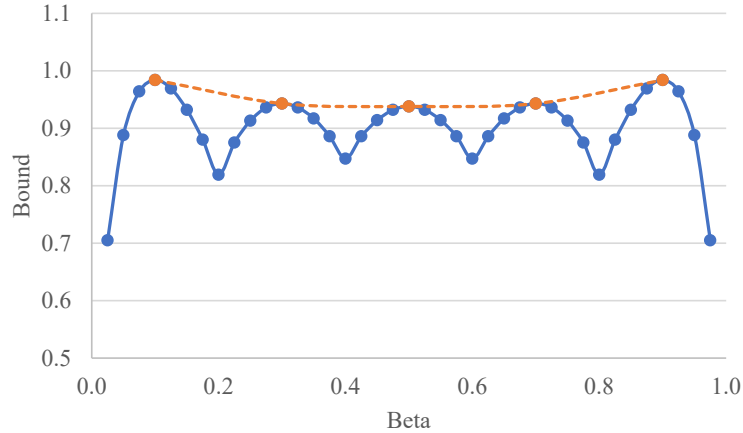
$$T^*(k) \equiv T(k, \beta_k^*) = N\sigma \frac{(N-1)! \left(\frac{2k-1}{2N}\right)^{k-1} \left(1 - \frac{2k-1}{2N}\right)^{N-k}}{(k-1)!(N-k)!} \sqrt{\left(\frac{2k-1}{2N}\right) \left(\frac{2N-2k+1}{2N}\right)}. \quad (4.7)$$

**Lemma 5** (*Local Optima*) If  $\mu = 0$  then the local optimal objective values display the following properties: (i) Symmetric property that  $T^*(k) = T^*(N-k)$  holds for any  $k = 1, 2, \dots, N$ ; (ii) Log-convexity with respect to  $k$  such that  $\max_k \{T^*(k)\} = T^*(1) = T^*(N)$ , where

$$T^*(1) = T^*(N) = N\sigma \left(1 - \frac{1}{2N}\right)^{N-1} \sqrt{\frac{1}{2N} \left(1 - \frac{1}{2N}\right)}. \quad (4.8)$$

As a direct consequence of Lemma 5, we find that with zero mean, it holds that  $T(\beta) \leq N\sigma \left(1 - \frac{1}{2N}\right)^{N-1} \sqrt{\frac{1}{2N} \left(1 - \frac{1}{2N}\right)}$ , and there exist two extreme distributions attaining this bound, one with  $\beta = \frac{1}{2N}$  and the other with  $\beta = \frac{2N-1}{2N}$ . We illustrate the sequence of  $T^*(k)$  in Figure 2 using  $N = 5$  and  $\sigma = 1$ . The solid curve depicts the piece-wise objective function while the dashed curve connects all the local peaks as a log-convex curve.

**Figure 2** Log-Convexity



**4.2.3. Optimal Bound** Equation (4.6) yields two noteworthy cases: (i) when  $\beta \in [\delta_1, 1]$ , we find that

$$\begin{aligned} Z(\beta) &= Z_1(\beta) \equiv N\mu \left( \sum_{t=1}^N \binom{N}{t} \beta^{N-t} (1-\beta)^t \right) + T(1, \beta) \\ &= N\mu (1 - \beta^N) + N\sigma \sqrt{\beta(1-\beta)} \beta^{N-1}. \end{aligned}$$

since  $k = 1$ , and (ii) when  $\beta \in [0, \delta_{N-1}]$ , we find that

$$\begin{aligned} Z(\beta) &= Z_N(\beta) \equiv N\mu \left( \sum_{t=N}^N \binom{N}{t} \beta^{N-t} (1-\beta)^t \right) + T(N, \beta) \\ &= N\mu(1-\beta)^N + N\sigma\sqrt{\beta(1-\beta)}(1-\beta)^{N-1}, \end{aligned}$$

since  $k = N$ . When optimizing the piece-wise objective function  $Z(\beta)$ , the optimal solution either falls in the rightmost interval  $[\delta_1, 1]$  or the leftmost interval  $[0, \delta_{N-1}]$  but never falls in between the two intervals. Thus, we either optimize  $Z_1(\beta)$  or  $Z_N(\beta)$  to determine the optimal bound. We summarize the results as follows.

**Proposition 3** (*Expected Loss*) *If  $\mu < 0$  then it holds that*

$$Z^*(\beta) = N\mu + N\hat{\beta}_1^N \left( -\mu + \sigma\sqrt{\frac{1-\hat{\beta}_1}{\hat{\beta}_1}} \right),$$

where

$$\hat{\beta}_1 = \frac{(2N-1)\sigma^2 + N\mu^2 - \mu\sqrt{(2N-1)\sigma^2 + N^2\mu^2}}{2N(\sigma^2 + \mu^2)}; \quad (4.9)$$

and if  $\mu > 0$  then it holds that

$$Z^*(\beta) = N(1-\hat{\beta}_2)^N \left( \mu + \sigma\sqrt{\frac{\hat{\beta}_2}{1-\hat{\beta}_2}} \right),$$

where

$$\hat{\beta}_2 = \frac{\sigma^2 + N\mu^2 - \mu\sqrt{(2N-1)\sigma^2 + N^2\mu^2}}{2N(\sigma^2 + \mu^2)}. \quad (4.10)$$

Proposition 3 is valid due to the log-convexity of  $T^*(k)$ : when maximizing a log-convex objective function, the optimal solution must be an extreme point. Interestingly, inequalities (4.3) imply two extreme points, corresponding to the intervals  $[\delta_1, 1]$  and  $[0, \delta_{N-1}]$ . Thus, based on the sign of  $\mu$  (i.e., whether  $N\mu' > q$  or  $N\mu' < q$ ), we choose either (4.9) or (4.10) to determine the candidate bound on the expected loss.

It is easy to extend this result to non-identical means and variances across  $n$ . Under the two-point distributions, we solve

$$Z = \max_{\beta_n} \left\{ \sum_{n=1}^N \mu_n + (\prod_{n=1}^N \beta_n) \cdot \sum_{n=1}^N \left( -\mu_n + \sigma_n \sqrt{\frac{1-\beta_n}{\beta_n}} \right) \right\} \quad (4.11)$$

to obtain the desired bound. As a result, we find that the extreme distributions continue to display the *equal range* property as  $\sigma_n \left( \sqrt{\frac{\beta_n^*}{1-\beta_n^*}} + \sqrt{\frac{1-\beta_n^*}{\beta_n^*}} \right) = R^*$  holds for the optimal sequence  $\beta_n^*$ .

### 4.3. Extreme Distribution

A distinguishing feature of our derivation is that both the tail indicator function  $\mathbb{I}_{\{X>0\}}$  and linear loss  $\max(0, \xi)$  have two linear pieces, making two-point distributions the extreme distributions. We can extend Korkine's identity to a multi-dimensional environment. Let  $\xi_{(i)} = X_1 + \dots + X_N - X_i = \xi - X_i$  be the sum excluding the  $i$ -th random variable and let  $X'_i$  be an independent copy of  $X_i$ , both satisfying the mean-variance conditions. Also denote  $\xi' = \xi_{(i)} + X'_i$ , meaning that we keep the other  $(N - 1)$  random variables intact but randomize the  $i$ -th random variable one at a time. We observe that

$$(\xi - \xi') (\mathbb{I}_{\{\xi>0\}} - \mathbb{I}_{\{\xi'>0\}}) = (X_i - X'_i) \left( \mathbb{I}_{\{X_i + \xi_{(i)}>0\}} - \mathbb{I}_{\{X'_i + \xi_{(i)}>0\}} \right).$$

We define the component summation  $T_i$  as follows:

$$T_i = \mathbb{E}_{(X_i, X'_i, \xi_{(i)})} \left[ (X_i - X'_i) \left( \mathbb{I}_{\{X_i + \xi_{(i)}>0\}} - \mathbb{I}_{\{X'_i + \xi_{(i)}>0\}} \right) \right]. \quad (4.12)$$

Due to symmetry caused by equal mean and variance, we obtain an intuitive and important relationship as follows.

**Lemma 6** (*Total and Component Summations*) *The total summation  $T$  contains  $N$  identical component summations, i.e.,  $T = NT_i$ .*

Lemma 6 implies that

$$\mathbb{E}(\xi)^+ = \mathbb{E}(\xi) \mathbb{E}(\mathbb{I}_{\{\xi>0\}}) + \frac{1}{2}T = N\mu \Pr(\xi > 0) + \frac{1}{2}NT_i.$$

We define the integrand of the component summation as

$$A_N = |X_i - X'_i| \left( \mathbb{I}_{\{\max(X_i, X'_i) + \xi_{(i)}>0\}} - \mathbb{I}_{\{\min(X_i, X'_i) + \xi_{(i)}>0\}} \right),$$

where the subscript  $N$  indicates the  $N$ -dimensional model. We now find that

$$\mathbb{E}(\xi)^+ = N\mu \Pr(\xi > 0) + \frac{N}{2} \sum_{X_i} \sum_{X'_i} \sum_{\xi_{(i)}} A_N \Pr(X_i) \Pr(X'_i) \Pr(\xi_{(i)}). \quad (4.13)$$

An important advantage of equation (4.13) is that we can derive the  $Z(\beta)$  function with fewer steps (see the second proof of Lemma 4 in Appendix A). Equation (4.13) also has other future applications as it isolates the impact of each individual random variable and bridges between the sum and variance (or absolute deviation) of the random variables.

**Theorem 1** (*Extreme Distribution*) *When determining the upper bound on  $\mathbb{E}(\xi)^+$ , it suffices to consider only the two-point distributions satisfying equation (4.1).*



To understand the intuition of Theorem 1, we can assume  $X_i > 0 > X'_i$  without loss of generality such that the integrand  $A_N$  increases along with the absolute value  $|X_i - X'_i|$ . The indicator function  $\mathbb{I}_{\{X_i + \xi_{(i)} > 0\}}$  weakly increases with respect to  $X_i$  and  $\xi_{(i)}$ . We find that  $A_N$  must be increasing when  $X'_i$  decreases. Specifically, we find that (i) when  $\xi_{(i)} \leq -X_i$ ,  $A_N = 0$  as both indicators are zero; (ii) when  $-X_i < \xi_{(i)} \leq -X'_i$ ,  $A = (X_i - X'_i)$  as the first indicator equals one but the second indicator equals zero; and (iii) when  $-X'_i < \xi_{(i)}$ ,  $A = 0$  as both indicators are one. Thus, to increase the integrand, we increase  $X_i$  but decrease  $X'_i$  as much as possible. By doing so, we also widen the interval  $(-X_i, -X'_i]$ , over which  $A_N$  is strictly positive, making the expected value  $\mathbb{E}(A_N)$  even larger. Therefore, the extreme distributions maximizing  $\mathbb{E}(\xi)^+$  must come from the family of two-point distributions. The candidate solutions in Proposition 3 are indeed globally optimal.

#### 4.4. Contrasting with Aggregate Bounds

It is useful to contrast the bounds in Lemma 2 with those in Propositions 1 and 3. Figure 3(a) evaluates the bounds  $\frac{\sigma^2}{N(\mu - \frac{q}{N})^2 + \sigma^2}$  and  $\frac{\sigma^{2N}}{((\mu - \frac{q}{N})^2 + \sigma^2)^N}$  using the parameters:  $\mu = \sigma = 1$  and  $q = 0.9$ . Graphically, the former is higher than the latter; and the gap between them can be visibly wide. Conceptually, the former relaxes the independent constraints, providing an overestimate (underestimate) for the left (right) tail. To highlight the speed of convergence, we also depict the curves (in light grey) based on the normal distribution. Figure 3(a) confirms that relative to normal prior, the bound produced by Proposition 1 on the tail probability is fairly accurate when  $N$  increases (while that produced by Lemma 2 is much less accurate).

Using the parameters  $\mu' = 0 = \mu - \frac{q}{N}$  and  $\sigma = 1$ , we find that  $\mathbb{E}|\xi| = 2\mathbb{E}(\xi)^+$ . Figure 3(b) contains plots of the aggregation bound  $\mathbb{E}|\xi| = \sqrt{N^2(\mu - \frac{q}{N})^2 + N\sigma^2}$  and  $2Z_N^*$ . Graphically, the former bound is higher than the latter as the former relaxes the independence constraints. In addition to visualization, we also obtain several notable converging results. When each  $X_n$  follows iid standard normal distributions, we obtain that

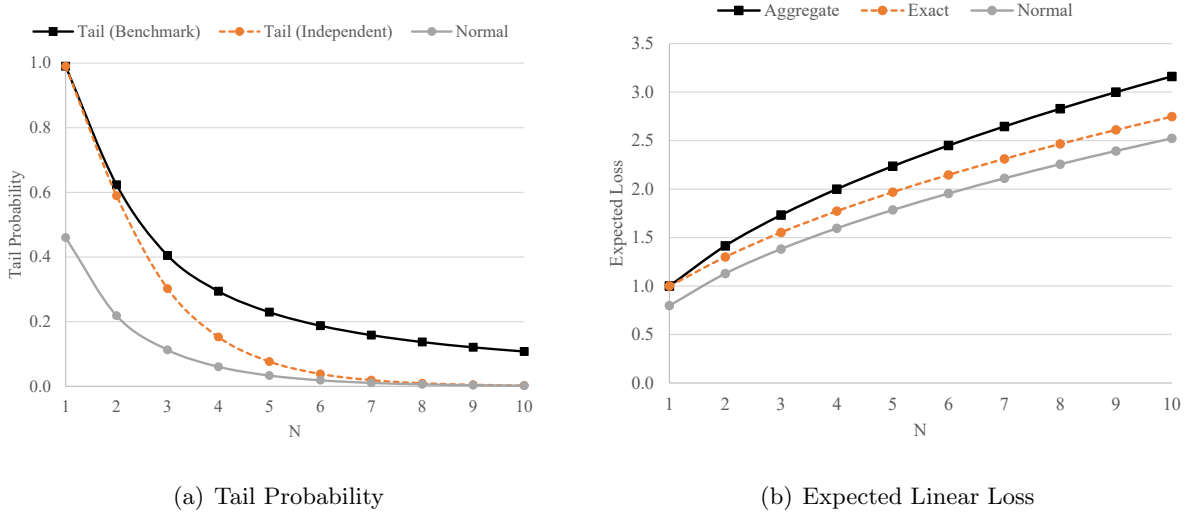
$$\mathbb{E}(\xi)^+ = \frac{1}{\sqrt{2\pi}}\sqrt{N} \approx 0.399\sqrt{N} = 0.5\mathbb{E}|\xi|,$$

where  $\frac{1}{\sqrt{2\pi}}$  is the standard normal density evaluated at point  $x = 0$ . In contrast, equation (4.8) yields that

$$\lim_{N \rightarrow \infty} \sqrt{N} \left(1 - \frac{1}{2N}\right)^{N-1} \sqrt{\frac{1}{2N} \left(1 - \frac{1}{2N}\right)} = \frac{1}{\sqrt{2e}} \approx 0.429,$$

indicating that the improved upper bound on expected loss equals  $Z^* = 0.429\sqrt{N}$ , which is about 7.5% higher than the exact value under standard normal prior. The aggregation bound on expected loss yields  $\bar{Z} = 0.5\sqrt{N}$ , which is significantly higher than  $0.429\sqrt{N}$ .

**Figure 3** Contrasting with Benchmark



## 5. Applications

### 5.1. Bundle Pricing

Consider the bundle pricing problems.

**5.1.1. Equal Mean and Variance** The firm selling  $N$  goods in a bundle chooses a posted price  $q$  and the customer's valuation for good  $n$  offered in the bundle is  $X_n$ , with a constant mean  $\mu$  and variance  $\sigma^2$  over  $n$ . To ensure that the firm's ex-post payoff is lower semicontinuous, we assume that only when  $X > q$ , the customer buys the good; otherwise, the customer walks away. With lower semicontinuity, the bound in Proposition 1 is attained rather than approached. With identical mean and variance, the firm solves the following model:

$$Z = \max_q \left\{ q - \frac{q\sigma^{2N}}{\left(\left(\mu - \frac{q}{N}\right)^2 + \sigma^2\right)^N} \right\}.$$

**Corollary 2** (*Pure Bundle Price*) Let  $t_N^*$  be the root of the polynomial equation:

$$1 - 2Nt^2 - (t^2 + 1)^N + t^2 + 2Nt\frac{\mu}{\sigma} - t^2(t^2 + 1)^N = 0. \quad (5.1)$$

Then, the firm's optimal bundle price is  $q_N^* = N(\mu - t_N^*\sigma)$ .

**Proof.** In order to define the extreme distribution, we introduce the safety factor  $t$  as follows:

$$\begin{cases} \Pr\left(\tilde{X}_n = \mu - t\sigma\right) = \frac{1}{1+t^2} \equiv \beta, \\ \Pr\left(\tilde{X}_n = \mu + \frac{1}{t}\sigma\right) = \frac{t^2}{1+t^2} = 1 - \beta, \end{cases}$$

for each good. Then, for  $N \geq 1$ , the bundle price is  $q = N(\mu - t\sigma)$ , yielding the expected profit for the bundle:

$$Z_B \equiv N(\mu - \sigma t) \left( 1 - \frac{1}{(t^2 + 1)^N} \right). \quad (5.2)$$

When using a component pricing strategy, each product yields the expected profit  $Z_n = (\mu - \sigma t) \left( 1 - \frac{1}{t^2 + 1} \right)$ . Now, it must hold that

$$Z_B = N(\mu - \sigma t) \left( 1 - \frac{1}{(t^2 + 1)^N} \right) \geq N(\mu - \sigma t) \left( 1 - \frac{1}{t^2 + 1} \right) = NZ_n,$$

implying that pure bundling is always better than component pricing. To determine the optimal bundle price under independence, we take the first derivative of equation (5.2) with respect to  $t$  as follows:

$$\frac{\partial Z_B}{\partial t} = \frac{N\sigma}{(t^2 + 1)^n} - N\sigma + 2N^2 t \frac{\mu}{(t^2 + 1)^{N+1}} - 2N^2 t^2 \frac{\sigma}{(t^2 + 1)^{N+1}} = 0,$$

which is equivalent to

$$N\sigma \left( 1 - 2Nt^2 - (t^2 + 1)^N + t^2 + 2Nt \frac{\mu}{\sigma} - t^2 (t^2 + 1)^N \right) = 0.$$

We thus confirm (5.1). ■

In contrast, if we apply the bound based on aggregation from Lemma 2, we solve

$$\tilde{Z} = \max_q \left\{ q - \frac{q\sigma^2}{N \left( \mu - \frac{q}{N} \right)^2 + \sigma^2} \right\}.$$

This yields the bundle price  $\tilde{q}_N = N\mu - t^\# \sqrt{N}\sigma$ , where  $t^\#$  solves a cubic equation  $t^3 + 3t = \frac{2N\mu}{\sqrt{N}\sigma} = \frac{2\sqrt{N}\mu}{\sigma}$ .

$N$	$\tilde{q}_N$	$\tilde{Z}_B$	$q_N^*$	$Z_B$	$\frac{q_N^* - \tilde{q}_N}{q_N^*}$	$\frac{Z_B - \tilde{Z}_B}{Z_B}$
1	1.346	0.769	1.346	0.769	0.0%	0.0%
2	3.000	2.000	3.000	2.250	0.0%	11.1%
3	4.767	3.401	4.824	3.991	1.2%	14.8%
4	6.602	4.903	6.749	5.861	2.2%	16.3%
5	8.484	6.476	8.741	7.811	2.9%	17.1%
10	18.311	14.966	19.234	18.144	4.8%	17.5%
20	38.979	33.468	41.337	40.010	5.7%	16.4%

Let  $\tilde{Z}_B$  denote the profit bound when bundle pricing is done using aggregation. We contrast the two solutions for the bundle price ( $\tilde{q}_N, q_N^*$ ) and the two respective optimal objective values ( $\tilde{Z}_B, Z_B$ ) in Table 2. We use the parameter values  $\mu = 2.5$  and  $\sigma = 1$ . As  $N$  increases, the gap between

$\tilde{q}_N$  and  $q_N^*$  widens and  $\tilde{q}_N$  is consistently lower than  $q_N^*$ . The gap in profits is also remarkable, and reaches 17.5% of optimal profit level  $Z_B$ , or, equivalently, 21.2% of the profit level obtained using the aggregation solution. This underscores the fact that a full account of independence has a nontrivial impact on the quality of the bundle pricing solution.

**5.1.2. Unequal Means and Variances** When mean and variance of customer valuations are non-identical across different products, we apply Proposition 2 to define

$$R = \frac{(\mu_n - q_n)^2 + \sigma_n^2}{\mu_n - q_n}, \text{ for all } n,$$

as the universal range of all the valuations. Using the same notation as above, we can write the firm's objective function as follows

$$Z = \max_{R, q_n} \left\{ \left( \sum_{n=1}^N q_n \right) \left[ 1 - \prod_{n=1}^N \left( \frac{\sigma_n^2}{(\mu_n - q_n)^2 + \sigma_n^2} \right) \right] \right\}. \quad (5.3)$$

The constraint on the range  $R$  ensures that the internal budget allocation of  $q_n$  maximizes the product of  $\prod_{n=1}^N \left( \frac{\sigma_n^2}{(\mu_n - q_n)^2 + \sigma_n^2} \right)$ . Additionally, the definition of  $R$  implies that  $q_n = -\frac{1}{2}R + \mu_n \pm \frac{1}{2}\sqrt{R^2 - 4\sigma_n^2}$  such that  $R \geq 2\sigma_n$  must hold. If both roots of  $q_n$  are positive, we take the smaller root; if there is a negative root, we take the positive root. Due to this inconvenience of having two possible roots, it is not recommendable to replace all  $q_n$  with one variable  $R$  when solving (5.3). Instead, it is advisable to choose  $R$  endogenous and impose the constraints that the range of each random variable must equal  $R$ .

**5.1.3. Mixed Bundle Pricing** In situations where the underlying distribution is known, mixed bundling strategies are known to (weakly) outperform pure bundling strategies. Mixed bundling occurs when product  $n$  is offered at the same time both separately at price  $q_n$  and in a complete bundle at bundle price  $q_b$ , which may or may not be equal to the bundle price  $q_B$  under pure bundling. It usually holds that  $q_b \leq \sum_{n=1}^N q_n$  in a mixed bundling strategy. However, it turns out that in terms of the worst distribution, mixed bundling strategy is as effective as pure bundling strategy.

**Corollary 3** (*Mixed Bundle*) *When the firm's objective is to maximize the worst-case expected profit, the mixed bundling strategy is as effective as the pure bundling strategy.*

**Proof.** As the extreme distribution displays the equal range property, we can easily verify that the event  $X_n > q_n$  but  $X_n + \xi_{(n)} = \xi \leq q_b$  occurs with zero probability (i.e., the customer finds that buying only product  $n$  gives her a higher utility than buying the bundle). Therefore, the firm's

worst-case expected profit under mixed bundling with bundle price  $q_b$  is identical to that under pure bundling with bundle price  $q_B$ . We conclude that mixed bundling strategies do not improve the firm's worst-case expected profit when valuations for each good are independent. ■

Due to Corollary 3, we either apply Proposition 2 or Equation (5.3) to determine the pure bundling price, depending on whether or not the mean and variance are identical across  $n$ . These results stand in contrast to those obtained by Eckalbar (2010) and Bhargava (2013) who advocate mixed bundling under uniform distributions. Under the uniform distribution and zero production costs with two products ( $N = 2$ ), both Eckalbar and Bhargava show that (i) the optimal mixed bundling is to charge  $q_n = \frac{2}{3}$  for product  $n$  and  $q_b = \frac{4-\sqrt{2}}{3}$  for both products; and (ii) the pure bundling strategy is to charge  $q_B = \sqrt{\frac{2}{3}}$  for the bundle (and the price for individual product is set at  $q_n = 1$  so that no customer buys only product  $n$ ).

These distribution-specific strategies break down under the corresponding extreme distributions with the same mean and variance. For example, if we use  $\mu = 0.5$  and  $\sigma = \sqrt{\frac{1}{12}}$  as inputs in our semi-parametric analysis, we find that under either mixed or pure bundling strategy where the bundle price is the same, i.e.,  $q_B = q_b$ , the firm's most unfavorable distribution remains the same, making the mixed and pure bundling strategies equally profitable. The intuition is that the joint distribution forms a square, as suggested by Proposition 2, so that the event that a customer buys only product  $n$  does not occur. The optimal pricing strategies of Eckalbar (2010) and Bhargava (2013) can be shown to be suboptimal under extreme distributions. Specifically, when  $q_b = \frac{4-\sqrt{2}}{3}$ , the firm's expected profit under the extreme distribution equals 0.086; and when  $q_B = \sqrt{\frac{2}{3}}$ , the firm's expected profit under the extreme distribution equals 0.137. In contrast, when using the robust bundling strategy, the bundle price is  $q^* = 0.527$  and the firm's expected profit is 0.338. Additionally, when  $q^* = 0.527$  is used under the uniform distribution of valuations, the firm's expected profit equals 0.454. We can conclude that the distribution-specific prices are too high while the robust bundle price provides a much better guarantee. As an additional benefit, our method can easily scale to an arbitrary number of products.

## 5.2. Inventory Management

Suppose that a firm that owns a central warehouse chooses an inventory level  $q$  prior to receiving the realized demand  $X_n$  from retailer  $n$ . Each retailer is treated equally with the same understocking and overstocking costs  $b$  and  $h$ , respectively. Thus, the choice of  $q$  is equivalent to choosing a forecast for  $\xi$  subject to a generalized linear scoring rule. The ex-post loss function can be written as follows:

$$Z(q, \xi) = b(\xi - q)^+ + h(q - \xi)^+ = \frac{h+b}{2}|\xi - q| + \frac{b-h}{2}(\xi - q).$$

According to Proposition 3, the firm solves the following problem:

$$Z = \min_q \left\{ \frac{(b+h)}{2} \max_{\beta} \left[ N\mu - q + 2\beta^N (q - N\mu) + 2N\beta^N \sigma \sqrt{\frac{1-\beta}{\beta}} \right] + \frac{(b-h)}{2} (N\mu - q) \right\},$$

which represents a zero-sum game between the firm and adverse nature. The firm chooses  $q$  to minimize the cost  $T(\beta, q)$  but adverse nature chooses  $\beta$  to maximize the cost.

**Corollary 4** (*Inventory Risk-Pooling*) Let  $\beta^* = \left(\frac{b}{b+h}\right)^{\frac{1}{N}}$ . If  $\frac{b}{b+h} \geq \frac{1}{2}$ , then the firm's most unfavorable distribution is the following two-point distribution:

$$\begin{cases} \Pr\left(\tilde{X} = \mu - \sigma \sqrt{\frac{1-\beta^*}{\beta^*}}\right) = \beta^*, \\ \Pr\left(\tilde{X} = \mu + \sigma \sqrt{\frac{\beta^*}{1-\beta^*}}\right) = 1 - \beta^*, \end{cases} \quad (5.4)$$

and the firm's optimal inventory level equals:

$$q^* = N\mu + \sigma \left( \frac{2\beta^* - 1}{2\sqrt{(1-\beta^*)\beta^*}} - (N-1) \sqrt{\frac{1-\beta^*}{\beta^*}} \right), \quad (5.5)$$

and the firm's optimal objective value equals:

$$Z^* = b\sigma N \sqrt{\frac{1-\beta^*}{\beta^*}}. \quad (5.6)$$

**Proof.** As  $\frac{b}{b+h} \geq 0.5$ , the firm orders more inventory than the aggregate mean, giving rise to the case of  $N\mu < q$ . Using the identity that  $(\xi - q)^+ = \frac{\xi - q}{2} + \frac{1}{2}|\xi - q|$  and Proposition 3, we find that the payoff function equals

$$Z(\beta, q) = \frac{(b+h)}{2} \left[ N\mu - q + 2\beta^N (q - N\mu) + 2N\beta^N \sigma \sqrt{\frac{1-\beta}{\beta}} \right] + \frac{(b-h)}{2} (N\mu - q).$$

We solve the first-order conditions to determine the saddle point:

$$\begin{aligned} \frac{\partial Z}{\partial q} &= (h+b)\beta^N - b = 0 \\ \frac{\partial Z}{\partial \beta} &= (h+b) \left[ N\beta^{N-1} (q - N\mu) + \frac{N\sigma\beta^{N-1} (1-2\beta)}{2\sqrt{(1-\beta)\beta}} + (N-1)N\beta^{N-2} \sigma \sqrt{(1-\beta)\beta} \right] = 0 \end{aligned}$$

The first condition  $\frac{\partial Z}{\partial q} = 0$  immediately yields Equation (5.4). With some algebra, we find that the second condition  $\frac{\partial Z}{\partial \beta} = 0$ , along with Equation (5.4), yields that

$$(q - N\mu) 2\sqrt{(1-\beta)\beta} + \sigma(1-2\beta) + 2(N-1)\sigma(1-\beta) = 0.$$

After rearranging the terms, we confirm Equation (5.5). Because  $\frac{\partial^2 Z}{\partial q^2} = 0$ , it is easy to verify the second-order conditions to confirm that the pair  $(\beta^*, q^*)$  constitutes a saddle point. Finally, substituting  $\beta^*$  and  $q^*$  in  $Z(\beta, q)$ , we find that the value of the zero-sum game equals  $Z^* = b\sigma N \sqrt{\frac{1-\beta^*}{\beta^*}}$ . ■

To connect this result to the forecasting literature in econometrics, we note that the linear loss constitutes a strictly proper scoring rule for forecasting quantiles (see, e.g., [Gneiting and Raftery 2007](#), Theorem 6). By maximizing the expected score, a forecaster makes an honest forecast, which is why proper scoring rules are widely used for measuring out-of-sample forecast performance in many applications, e.g., the check loss function in financial econometrics. Similarly, the optimal inventory level  $q^*$  shown in Equation (5.5) can be viewed as the robust optimal forecast using an asymmetric piece-wise linear scoring rule.

If we apply the non-sharp bound from Lemma 2, then we solve

$$\tilde{Z} = \min_q \left\{ \frac{(b+h)}{2} \sqrt{N^2 \left(\mu - \frac{q}{N}\right)^2 + N\sigma^2} + \frac{(b-h)}{2} (N\mu - q) \right\},$$

and find  $\tilde{q} = N\mu + \frac{\sqrt{N}\sigma}{2} \left( \sqrt{\frac{b}{h}} - \sqrt{\frac{h}{b}} \right)$  and  $\tilde{Z} = \sigma\sqrt{Nbh}$ . In Table 3, we contrast the two solutions  $(\tilde{q}, q^*)$  and the optimal costs  $(\tilde{Z}, Z^*)$  using the parameter values  $\mu = 2.5$ ,  $\sigma = 1$ ,  $b = 4$ , and  $h = 1$ . It can be seen from the table that as  $N$  increases, the gap between  $\tilde{q}$  and  $q^*$  remains moderate, with  $\tilde{q}$  consistently exceeding  $q^*$ . When compared in terms of expected costs, the gap is more visible and reaches 5.6% of the optimal cost level. This underscores the non-trivial effect that the independence constraint has on the quality of solutions.

$N$	$\tilde{q}$	$\tilde{Z}$	$q^*$	$Z^*$	$\frac{\tilde{q}-q^*}{q^*}$	$\frac{\tilde{Z}-Z^*}{Z^*}$
1	3.250	2.000	3.250	2.000	0.0%	0.0%
2	6.061	2.828	5.940	2.748	2.0%	2.9%
3	8.799	3.464	8.605	3.335	2.3%	3.9%
4	11.500	4.000	11.249	3.832	2.2%	4.4%
5	14.177	4.472	13.879	4.273	2.1%	4.7%
10	27.372	6.325	26.901	6.009	1.7%	5.3%
20	53.354	8.944	52.655	8.474	1.3%	5.6%

### 5.3. Option Pricing

Suppose that the price change of a trading asset in day  $n$  from the starting value of zero is  $X_n$ . Thus, after  $N$  trading days, the price of the asset becomes  $\xi = X_1 + X_2 + \dots + X_N$ . For simplicity, we assume that the asset brings no dividends and consider an European call option on this asset

with strike price  $q$  and maturity in  $N$  days. The expected pay-off of the option is  $\mathbb{E}(\xi - q)^+$  and risk-neutral price is  $e^{-rN}\mathbb{E}(\xi - q)^+$ , where  $r$  is the risk-free rate. For  $q > \frac{\mu^2 + \sigma^2}{2\mu}$ , a well-known bound due to [Lo \(1987\)](#) can be written as follows

$$\mathbb{E}(\xi - q)^+ \leq \frac{1}{2}(\mu - q + \sqrt{(q - \mu)^2 + \sigma^2}).$$

It is easy to see that this bound coincides with the benchmark established in [Lemma 2](#) of [Section 2.2](#).

In practice of options pricing, it is common to use simulations from a specified parametric distribution. However, this can be very restrictive as an incorrect prior distribution can cause significant losses, as illustrated by the bundle pricing example. The improved bounds in [Propositions 1](#) and [3](#) are essential in this setting since traders need a robust estimate of the probability of reaching the strike price  $\xi > q$  and a robust estimate of  $\mathbb{E}|\xi - q|$ . While [Cox et al. \(1979\)](#) introduced the binomial option pricing model, [Proposition 3](#) complements it by deriving an upper bound on  $\mathbb{E}(\xi - q)^+$ . Moreover, the introduction of unequal means and variances, i.e., the scenario with price shocks and price dynamics, can be achieved by using [Equation \(4.11\)](#) to choose the parameters for the binomial option pricing model of [Cox et al. \(1979\)](#). The equal range property ensures that the lattices are squares with the same size despite unequal mean and variance.

As an empirical example, we consider the share price of National Australia Bank Ltd. (NAB.ASX), which is one of the four largest banks in the country. We use the data from 10 May to 17 November 2023 as the training data to compute the mean and standard deviation. This training period happens to exclude any dividend payments. The average price change on each trading day is AUD 0.0194 and standard deviation is AUD 0.2752. As of 10 May, the closing price was AUD 26.26. We assume the strike price is at  $q = 28.8$  and we set the discount rate at  $r = 0$  for convenience. [Table 4](#) reports the prices of an European call option computed for different expiries using three methods, namely, (i) Aggregation, using the benchmark from [Lemma 2](#), (ii) Improved, using the bound from [Proposition 3](#), and (iii) Normal Prior, using the normal distribution with mean 0.0194 and standard deviation 0.2752.

**Table 4** Option Prices of NAB Ltd.

Strike Price $q = 28.8$	$N = 10$	$N = 30$	$N = 60$	$N = 100$	$N = 200$
Aggregation	0.078	0.256	0.580	1.108	2.727
Improved	0.077	0.245	0.532	0.971	2.572
Normal Prior	0.001	0.069	0.333	0.823	2.313

A quick observation reveals that the aggregation-based bound proposed by [Lo \(1987\)](#) tends to overprice the European call option, while the normal assumption results in significant underpricing.



The improved pricing remains between the two benchmarks for all  $N$ . From the computational perspective, the closed form expression and high accuracy make Proposition 3 an attractive alternative to many standard convex algorithms (see Henrion et al. 2023, for updated literature in this area). In general, Equation (4.9) of Proposition 3 appears more suitable for European call options as their strike price is often higher than the mean price while Equation (4.10) of Proposition 3 is more suitable for European put options as their strike price is often lower than the mean price.

## 6. Conclusion

We develop two sets of results associated with the sum of independent random variables using only the mean and variance. The results complement earlier Chebyshev-type results such as Bentkus (2004) and de la Peña et al. (2004) and provide important new insights, proof strategies and tighter bounds than those obtained by aggregation. We show significant improvements arising from using the new bounds in such popular applications as bundle pricing, inventory management and option pricing.

## Acknowledgements

Please address all correspondence to Artem Prokhorov. Helpful comments from Rustam Ibragimov and Chung Piaw Teo are gratefully acknowledged.

## References

- Axaster, S. (2000). *Inventory Control*. Springer, London, United Kingdom.
- Azuma, K. (1967). Weighted sums of certain dependent random variables. *Tohoku Mathematical Journal*, 19(3):357–367.
- Bentkus, V. (2004). On Hoeffding’s inequalities. *The Annals of Probability*, 32(2):1650 – 1673.
- Bernshtein, S. (1946). Theory of probability. *Gostekhizdat, Moscow*.
- Bertsimas, D. and Popescu, I. (2002). On the relation between option and stock prices: A convex optimization approach. *Operations Research*, 50(2):358–374.
- Bhargava, H. K. (2013). Mixed bundling of two independently valued goods. *Management Science*, 59(9):2170–2185.
- Billingsley, P. (1995). *Probability and Measure*. Wiley Series in Probability and Statistics. Wiley.
- Chen, H., Hu, M., and Perakis, G. (2022). Distribution-free pricing. *Manufacturing & Service Operations Management*, 24:1939–1958.
- Chernoff, H. (1952). A measure of asymptotic efficiency for tests of a hypothesis based on the sum of observations. *The Annals of Mathematical Statistics*, 23(4):493 – 507.

- Cox, J. C., Ross, S. A., and Rubinstein, M. (1979). Option pricing: a simplified approach. *Journal of Financial Economics*, 7(3):229–263.
- de la Peña, V. H. (1999). A general class of exponential inequalities for martingales and ratios. *The Annals of Probability*, 27(1):537–564.
- de la Peña, V. H., Ibragimov, R., and Jordan, S. (2004). Option bounds. *Journal of Applied Probability*, 41(A):145–156.
- de la Peña, V. H., Lai, T. L., and Shao, Q.-M. (2009). *Self-Normalized Processes: Limit Theory and Statistical Applications*. Springer Berlin Heidelberg, Berlin, Heidelberg.
- Eckalbar, J. C. (2010). Closed-form solutions to bundling problems. *Journal of Economics & Management Strategy*, 19(2):513–544.
- Freedman, D. A. (1975). On Tail Probabilities for Martingales. *The Annals of Probability*, 3(1):100 – 118.
- Gneiting, T. and Raftery, A. E. (2007). Strictly proper scoring rules, prediction, and estimation. *Journal of the American Statistical Association*, 102(477):359–378.
- Gordon, L. (1994). A stochastic approach to the gamma function. *The American Mathematical Monthly*, 101(9):858–865.
- Henrion, D., Kirschner, F., De Klerk, E., Korda, M., Lasserre, J.-B., and Magron, V. (2023). Revisiting semidefinite programming approaches to options pricing: Complexity and computational perspectives. *INFORMS Journal on Computing*, 35(2):335–349.
- Hettich, R. and Kortanek, K. O. (1993). Semi-infinite programming: Theory, methods, and applications. *SIAM Review*, 35(3):380–429.
- Hoeffding, W. (1963). Probability inequalities for sums of bounded random variables. *Journal of the American Statistical Association*, 58(301):13–30.
- Lo, A. W. (1987). Semi-parametric upper bounds for option prices and expected payoffs. *Journal of Financial Economics*, 19(2):373–387.
- Mallows, C. L. (1956). Generalizations of Tchebycheff’s inequalities. *Journal of the Royal Statistical Society: Series B (Methodological)*, 18(2):139–168.
- Marinelli, C. (2024). On some semi-parametric estimates for european option prices. *Journal of Applied Probability*, page 1–11.
- Mattner, L. (2003). Mean absolute deviations of sample means and minimally concentrated binomials. *The Annals of Probability*, 31(2):914 – 925.
- McDiarmid, C. (1989). On the method of bounded differences. In *Surveys in Combinatorics*, London Mathematical Society Lectures Notes 141, pages 148–188. Cambridge University Press, Cambridge, UK.

- Mitrinović, D., Pečarić, J. E., and Fink, A. M. (1993). *Classical and New Inequalities in Analysis*. Kluwer Academic Publishers, Springer Dordrecht, Amsterdam.
- Pinelis, I. (1994). Optimum bounds for the distributions of martingales in banach spaces. *The Annals of Probability*, 22(4):1679 – 1706.
- Scarf, H. (1958). A min-max solution of an inventory problem. *Studies in the Mathematical Theory of Inventory and Production*, 10(2):201–209.
- Scarf, H. E. (2002). Inventory theory. *Operations Research*, 50(1):186–191.
- Smith, J. E. (1995). Generalized chebychev inequalities: Theory and applications in decision analysis. *Operations Research*, 43(5):807–825.
- Van Parys, B. P. G., Esfahani, P. M., and Kuhn, D. (2021). From data to decisions: Distributionally robust optimization is optimal. *Management Science*, 67(6):3387–3402.

## Appendix: Proofs Related to Section 4

### Proof of Lemma 3:

As a direct result of Corollary 1, it must hold that  $\mu - \sigma\sqrt{\frac{1-\beta}{\beta}} \leq 0 \leq \mu + \sigma\sqrt{\frac{\beta}{1-\beta}}$  (otherwise  $\beta = \Pr(X \leq 0)$  cannot be feasible). Under the extreme distribution in Equation (4.1), the integrand  $A_1$  equals zero if  $X = X'$ ; otherwise,  $A_1$  equals  $H - L = \sigma\sqrt{\frac{\beta}{1-\beta}} + \sigma\sqrt{\frac{1-\beta}{\beta}} = \sigma\sqrt{\beta(1-\beta)}$ , which is the range of the two-point distribution. We confirm that the summation equals

$$\begin{aligned} T &= \sum_X \sum_{X'} [(X - X') (\mathbb{I}_{\{X>0\}} - \mathbb{I}_{\{X'>0\}})] \Pr(X) \Pr(X') \\ &= 2 \left( \sigma\sqrt{\frac{\beta}{1-\beta}} + \sigma\sqrt{\frac{1-\beta}{\beta}} \right) \beta(1-\beta) = 2\sigma\sqrt{\beta - \beta^2}, \end{aligned}$$

yielding inequality (4.2). ■

### Proof of Lemma 4:

We provide two different proofs of Lemma 4. The first proof directly uses the probability mass function of the endogenous Binomial distribution while the second proof uses Korkine's identity.

**Proof.** Using the definition of  $\delta_k$  and the probability mass function in (4.4), we find that

$$\mathbb{E}(\xi)^+ \equiv Z(\beta) = \sum_{t=k}^N \left[ N\mu + \sigma \left( -(N-t)\sqrt{\frac{1-\beta}{\beta}} + t\sqrt{\frac{\beta}{1-\beta}} \right) \right] \frac{N!(1-\beta)^t \beta^{N-t}}{t!(N-t)!}.$$

We define a sequence of  $\{y_t\}$  as follows. For  $t = N$ , it holds that

$$y_N = N\sqrt{\frac{\beta}{1-\beta}} (1-\beta)^N = N(1-\beta)^{N-1} \sqrt{\beta(1-\beta)}.$$

For  $t \leq N-1$ , it holds that

$$\begin{aligned} y_t &= \left( -(N-t)\sqrt{\frac{1-\beta}{\beta}} + t\sqrt{\frac{\beta}{1-\beta}} \right) \frac{N!(1-\beta)^t \beta^{N-t}}{t!(N-t)!} \\ &= -(N-t)\sqrt{\frac{1-\beta}{\beta}} \frac{N!(1-\beta)^t \beta^{N-t}}{t!(N-t)!} + t\sqrt{\frac{\beta}{1-\beta}} \frac{N!(1-\beta)^t \beta^{N-t}}{t!(N-t)!} \\ &= -N\sqrt{\beta(1-\beta)} \frac{(N-1)!(1-\beta)^t \beta^{N-t-1}}{t!(N-t-1)!} + N\sqrt{\beta(1-\beta)} \frac{(N-1)!(1-\beta)^{t-1} \beta^{N-t}}{(t-1)!(N-t)!}. \end{aligned}$$

Contrasting  $y_t$  and  $y_{t+1}$  (for  $t \leq N-1$ ), we find that the negative term of  $y_t$  equals the positive term of  $y_{t+1}$ . Hence, the summation equals

$$y_k + y_{k+1} + \dots + y_N$$

$$\begin{aligned}
&= -N\sqrt{\beta(1-\beta)}\frac{(N-1)!(1-\beta)^k\beta^{N-k-1}}{k!(N-k-1)!} + N\sqrt{\beta(1-\beta)}\frac{(N-1)!(1-\beta)^{k-1}\beta^{N-k}}{(k-1)!(N-k)!} \\
&\quad -N\sqrt{\beta(1-\beta)}\frac{(N-1)!(1-\beta)^{k+1}\beta^{N-k-2}}{(k+1)!(N-k-2)!} + N\sqrt{\beta(1-\beta)}\frac{(N-1)!(1-\beta)^k\beta^{N-k-1}}{k!(N-k-1)!} \\
&\quad \dots -N\sqrt{\beta(1-\beta)}\frac{(N-1)!(1-\beta)^{N-1}}{(N-1)!} + N\sqrt{\beta(1-\beta)}\frac{(N-1)!(1-\beta)^{N-2}\beta}{(N-2)!1!} \\
&\quad +N(1-\beta)^{N-1}\sqrt{\beta(1-\beta)} \\
&= N\sqrt{\beta(1-\beta)}\frac{(N-1)!(1-\beta)^{k-1}\beta^{N-k}}{(k-1)!(N-k)!},
\end{aligned}$$

whereby only the positive term of  $y_t$  is not cancelled out. Thus, the expected loss equals

$$\begin{aligned}
Z(\beta) &= \sigma(y_k + y_{k+1} + \dots + y_N) + N\mu \sum_{t=k}^N \frac{N!(1-\beta)^t\beta^{N-t}}{t!(N-t)!} \\
&= N\sigma\sqrt{\beta(1-\beta)}\frac{(N-1)!(1-\beta)^{k-1}\beta^{N-k}}{(k-1)!(N-k)!} + N\mu \sum_{t=k}^N \frac{N!(1-\beta)^t\beta^{N-t}}{t!(N-t)!},
\end{aligned}$$

which proves Equation (4.6). ■

**Proof.** We apply Equation (4.13) to compute the expected loss under the endogenous Binomial distribution. We observe that if  $\beta \in [\delta_k, \delta_{k-1}]$ ,  $(N-t)L + tH$  is positive for  $t \geq k$  but is negative for  $t \leq k-1$ . Thus, when  $\xi_{(i)} = (N-k)L + (k-1)H$ , it holds that  $H + \xi_{(i)} = (N-k)L + kH > 0$  and  $L + \xi_{(i)} = (N-k+1)L + (k-1)H \leq 0$ . The coefficient equals  $\left(\mathbb{I}_{\{H+\xi_{(i)}>0\}} - \mathbb{I}_{\{L+\xi_{(i)}>0\}}\right) = 1$ . This event occurs with probability  $\frac{(N-1)!(1-\beta)^{k-1}\beta^{N-k}}{(k-1)!(N-k)!}$ . For all the other  $\xi_{(i)} \neq (N-k)L + (k-1)H$ , the two indicators have the same value, making the coefficient  $\left(\mathbb{I}_{\{H+\xi_{(i)}>0\}} - \mathbb{I}_{\{L+\xi_{(i)}>0\}}\right) = 0$ . Hence, we find that when  $\beta \in [\delta_k, \delta_{k-1}]$ , Equation (4.13) equals

$$\begin{aligned}
Z(\beta) &= N\mu \sum_{t=k}^N \frac{N!\beta^{N-t}(1-\beta)^t}{t!(N-t)!} \\
&\quad + \frac{N}{2}2\sigma \left( \sqrt{\frac{\beta}{1-\beta}} + \sqrt{\frac{1-\beta}{\beta}} \right) \beta(1-\beta) \frac{(N-1)!(1-\beta)^{k-1}\beta^{N-k}}{(k-1)!(N-k)!},
\end{aligned}$$

which is identical to Equation (4.6). ■

### Proof of Lemma 5:

We recall that over the interval  $[\delta_k, \delta_{k-1}]$ , the piece-wise objective function equals

$$T(k, \beta) = N\sigma\sqrt{\beta(1-\beta)}\frac{(N-1)!(1-\beta)^{k-1}\beta^{N-k}}{(k-1)!(N-k)!}.$$

It is more convenient to take logarithm and consider  $\ln(T(k, \beta)) = \ln(N\sigma) + (k - \frac{1}{2})\ln(1-\beta) + (N - k + \frac{1}{2})\ln\beta$ . The first order condition yields that

$$\frac{\partial \ln T(k, \beta)}{\partial \beta} = -\frac{(2N - 2k - 2N\beta + 1)}{2\beta(\beta - 1)} = 0,$$

indicating that  $\beta_k^* = \frac{1}{2N}(2N - 2k + 1)$ . Substituting  $\beta_k^*$  into  $T(k, \beta)$ , we obtain the local optimal objective value  $T^*(k)$  shown in Equation (4.7). The second order condition yields that

$$\frac{\partial^2 \ln T(k, \beta)}{\partial \beta^2} = -\frac{1}{2\beta^2(\beta - 1)^2} (2N - 2k - 2\beta - 4N\beta + 4k\beta + 2N\beta^2 + 1).$$

The numerator is a convex and quadratic function with respect to  $\beta$ . The determinant of this quadratic equation equals

$$\Delta = (-2 - 4N + 4k)^2 - 4 \cdot 2N \cdot (2N - 2k + 1) = -4(2k - 1)(2N - 2k + 1) < 0$$

due to  $1 \leq k \leq N$ . Thus, the numerator is always positive, meaning that  $\frac{\partial^2 \ln T(k, \beta)}{\partial \beta^2} < 0$  and making  $\ln T(k, \beta)$  a log-concave function with respect to  $\beta$ . We conclude that  $\beta_k^* = \frac{1}{2N}(2N - 2k + 1)$  is a local optimal solution over the interval  $[\delta_k, \delta_{k-1}]$ .

(i) The symmetry property as illustrated in Figure 1(a) is trivial due to the relationship

$$\beta_k^* = \frac{1}{2N}(2N - 2k + 1) = 1 - \frac{1}{2N}(2N - 2(N - k) + 1) = 1 - \beta_{N-k}^*$$

and the symmetry of  $T(k, \beta) = T(N - k, 1 - \beta)$ .

(ii) To prove the log-convex property, we take logarithm such that

$$\begin{aligned} \ln T_k &= \ln \Gamma(N) - \ln \Gamma(k) - \ln \Gamma(N - k + 1) \\ &\quad + \left(k - \frac{1}{2}\right) \ln \left(\frac{2k - 1}{2N}\right) + \left(N - k + \frac{1}{2}\right) \ln \left(1 - \frac{2k - 1}{2N}\right), \end{aligned}$$

where  $\Gamma(k) = (k - 1)!$  is the Gamma function. Since

$$\frac{\partial^2}{\partial k^2} \left( \left(k - \frac{1}{2}\right) \ln \left(\frac{2k - 1}{2N}\right) + \left(N - k + \frac{1}{2}\right) \ln \left(1 - \frac{2k - 1}{2N}\right) \right) = \frac{1}{k - \frac{1}{2}} + \frac{1}{N - k + \frac{1}{2}},$$

and  $\ln \Gamma(N)$  is a constant, our task is to show that

$$G = \frac{\partial^2 \ln \Gamma(k)}{\partial k^2} + \frac{\partial^2 \ln \Gamma(N - k + 1)}{\partial k^2} < \frac{1}{k - \frac{1}{2}} + \frac{1}{N - k + \frac{1}{2}}.$$

It is known that  $\frac{\partial^2 \ln \Gamma(k)}{\partial k^2} = \psi^{(1)}(k)$  is the Trigamma function satisfying  $\psi^{(1)}(k) \approx \frac{1}{k} + \frac{1}{2k^2} + \frac{1}{6k^3} - \frac{1}{30k^5} + \dots$ . As the fourth term has a negative coefficient, we use the first three terms of the expansion to construct an upper bound on  $G$  as follows:

$$G \leq \frac{1}{k} + \frac{1}{2k^2} + \frac{1}{6k^3} + \frac{1}{N - k + 1} + \frac{1}{(N - k + 1)^2} + \frac{1}{6(N - k + 1)^3},$$

which is consistent with Theorem 4 in Gordon (1994). Due to symmetry, it suffices to show that

$$\frac{1}{k} + \frac{1}{2k^2} + \frac{1}{6k^3} - \frac{1}{k - \frac{1}{2}} = -\frac{k + 1}{6k^3(2k - 1)} < 0,$$

for any  $1 \leq k \leq N$ . We conclude that  $G < \frac{1}{k - \frac{1}{2}} + \frac{1}{N - k + \frac{1}{2}}$ , which ensures that  $\frac{\partial^2}{\partial k^2} (\ln(T_k)) > 0$ . ■

### Proof of Proposition 3:

When optimizing  $Z_1(\beta)$ , we solve the following first order condition:

$$\begin{aligned}\frac{\partial Z_1(\beta)}{\partial \beta} &= \frac{\partial}{\partial \beta} \left( N\mu(1-\beta^N) + N\sigma\sqrt{\beta(1-\beta)}\beta^{N-1} \right) \\ &= -\frac{N\beta^{N-1}}{2\sqrt{\beta(1-\beta)}} \left( \sigma - 2N\sigma + 2N\sigma\beta + 2N\mu\sqrt{\beta(1-\beta)} \right) = 0,\end{aligned}$$

which results in Equation (4.9). The candidate solution  $\hat{\beta}_1$  is in the interior of  $[\delta_1, 1]$ , meaning that

$$-(N-1)\sigma\sqrt{\frac{1-\hat{\beta}_1}{\hat{\beta}_1}} + \sigma\sqrt{\frac{\hat{\beta}_1}{1-\hat{\beta}_1}} > 0.$$

Thus, under  $\hat{\beta}_1$ , only when all  $X_n = \mu - \sigma\sqrt{\frac{1-\hat{\beta}_1}{\hat{\beta}_1}}$ , can the sum  $\xi$  be negative. The expected loss indeed equals  $Z^* = N\mu - N\hat{\beta}_1^N \left( \mu - \sigma\sqrt{\frac{1-\hat{\beta}_1}{\hat{\beta}_1}} \right)$  under this extreme two-point distribution. Similarly, by optimizing  $Z_N(\beta)$  we solve the following first order condition:

$$\begin{aligned}\frac{\partial Z_N(\beta)}{\partial \beta} &= \frac{\partial}{\partial \beta} \left( N\mu(1-\beta)^N + N\sigma\sqrt{\beta(1-\beta)}(1-\beta)^{N-1} \right) \\ &= -\frac{N(1-\beta)^N\sqrt{\beta(1-\beta)}}{2\beta(1-\beta)^2} \left( 2N\sigma\beta - \sigma + 2N\mu\sqrt{\beta(1-\beta)} \right) = 0,\end{aligned}$$

which results in Equation (4.10).

Next, we investigate the sign of  $g(\mu) = \frac{1}{N} \left( Z_1(\hat{\beta}_1) - Z_N(\hat{\beta}_N) \right)$ . When  $\mu = 0$ , Lemma 5 has shown that  $g(0) = 0$ . Applying the envelope theorem, we find that

$$g'(\mu) = \frac{1}{N} \frac{\partial Z_1(\beta)}{\partial \mu} \Big|_{\beta=\hat{\beta}_1} - \frac{1}{N} \frac{\partial Z_N(\beta)}{\partial \mu} \Big|_{\beta=\hat{\beta}_N} = 1 - \hat{\beta}_1^N - \left( 1 - \hat{\beta}_N \right)^N.$$

At the point  $\mu = 0$ , it holds that

$$g'(\mu) \Big|_{\mu=0} = 1 - \left( \frac{2N-1}{2N} \right)^N - \left( 1 - \frac{1}{2N} \right)^N < 0.$$

Thus, when  $\Delta\mu > 0$  (which occurs when  $\mu$  increases from zero to a positive number),  $g(\mu) \simeq [g'(\mu)|_{\mu=0}] \Delta\mu < 0$ , suggesting that  $Z_1(\hat{\beta}_1) - Z_N(\hat{\beta}_N) < 0$ , making  $\hat{\beta}_N$  a better solution than  $\hat{\beta}_1$ . Likewise, when  $\Delta\mu < 0$  (which occurs when  $\mu$  decreases from zero to a negative number),  $g(\mu) \simeq [g'(\mu)|_{\mu=0}] \Delta\mu > 0$ , suggesting that  $Z_1(\hat{\beta}_1) - Z_N(\hat{\beta}_N) > 0$ , making  $\hat{\beta}_1$  a better solution than  $\hat{\beta}_N$ .

Using the same method, we can contrast  $\max \left\{ Z_1(\hat{\beta}_1), Z_N(\hat{\beta}_N) \right\}$  with any other local optimum objective value  $Z_k(\hat{\beta}_k)$ , where  $k \in \{2, 3, \dots, N-1\}$ . We notice that

$$\begin{aligned}Z_k(\beta) &= \frac{N!}{(N-k)!(k-1)!} \sigma\sqrt{\beta(1-\beta)}(1-\beta)^{k-1}\beta^{N-k} \\ &\quad + N\mu \left( 1 - \beta^N - N\beta^{N-1}(1-\beta) - \dots - \frac{N!}{(N-k+1)!(k-1)!} \beta^{N-k+1}(1-\beta)^{k-1} \right).\end{aligned}$$

The first order condition yields that

$$\frac{\partial Z_k(\beta)}{\partial \beta} = -\frac{\sigma}{2} \frac{N! \beta^{N-k+1} (1-\beta)^{k-1}}{(N-k)!(k-1)! \sqrt{\beta(1-\beta)}} \left[ (2k-1)\sigma - 2N\sigma + 2N\sigma\beta + 2N\mu\sqrt{\beta(1-\beta)} \right] = 0.$$

Thus, we find that

$$\hat{\beta}_k = \frac{\sigma^2(2N-2k+1) + N\mu^2 - \mu\sqrt{N^2\mu^2 + \sigma^2(2k-1)(2N-2k+1)}}{2N(\sigma^2 + \mu^2)}.$$

In a special case with  $\mu = 0$ , we recover the same result in the proof of Lemma 5 that  $\hat{\beta}_k = \frac{2N-2k+1}{2N}$ . When  $\mu < 0$  (which implies  $\Delta\mu < 0$ ), we find that

$$\begin{aligned} \frac{1}{N} \frac{\partial}{\partial \mu} Z_k(\hat{\beta}_k)|_{\mu=0} &= 1 - \hat{\beta}_k^N - N\hat{\beta}_k^{N-1}(1-\hat{\beta}_k) - \dots - \frac{N!}{(N-k+1)!(k-1)!} \hat{\beta}_k^{N-k+1} (1-\hat{\beta}_k)^{k-1} \\ &= 1 - \left( \frac{2N-2k+1}{2N} \right)^N - \dots - \frac{N!}{(N-k+1)!(k-1)!} \left( \frac{2N-2k+1}{2N} \right)^{N-k+1} \left( \frac{2k-1}{2N} \right)^{k-1} \\ &> 1 - \left( \frac{2N-1}{2N} \right)^N = \frac{\partial}{\partial \mu} Z_1(\hat{\beta}_1)|_{\mu=0}. \end{aligned}$$

At the point  $\mu = 0$ , Lemma 5 already shows that  $Z_1(\hat{\beta}_1) > Z_k(\hat{\beta}_k)$ . We find that  $Z_1(\hat{\beta}_1) - Z_k(\hat{\beta}_k) \simeq \frac{\partial}{\partial \mu} (Z_1(\hat{\beta}_1) - Z_k(\hat{\beta}_k))|_{\mu=0} \Delta\mu > 0$ , making  $\hat{\beta}_1$  the global optimal solution for  $Z(\beta)$  when  $\mu < 0$ . Similarly, we find that when  $\mu > 0$ ,  $Z_N(\hat{\beta}_N) > Z_k(\hat{\beta}_k)$ .

In summary, the global optimal solution is 1)  $\hat{\beta}_1$  when  $\mu < 0$  or 2)  $\hat{\beta}_N$  when  $\mu > 0$ . Certainly, Lemma 5 already shows that when  $\mu = 0$ , there exist two global optimal solutions  $\hat{\beta}_1 = \frac{2N-1}{2N}$  and  $\hat{\beta}_N = \frac{1}{2N}$ . ■