

TriviaHG: A Dataset for Automatic Hint Generation from Factoid Questions

Jamshid Mozafari
University of Innsbruck
Innsbruck, Tyrol, Austria
jamshid.mozafari@uibk.ac.at

Anubhav Jangra
Columbia University
New York, New York State, USA
anubhav@cs.columbia.edu

Adam Jatowt
University of Innsbruck
Innsbruck, Tyrol, Austria
adam.jatowt@uibk.ac.at

ABSTRACT

Nowadays, individuals tend to engage in dialogues with Large Language Models, seeking answers to their questions. In times when such answers are readily accessible to anyone, the stimulation and preservation of human’s cognitive abilities, as well as the assurance of maintaining good reasoning skills by humans becomes crucial. This study addresses such needs by proposing hints (instead of final answers or before giving answers) as a viable solution. We introduce a framework for the automatic hint generation for factoid questions, employing it to construct TriviaHG, a novel large-scale dataset featuring 160,230 hints corresponding to 16,645 questions from the TriviaQA dataset. Additionally, we present an automatic evaluation method that measures the Convergence and Familiarity quality attributes of hints. To evaluate the TriviaHG dataset and the proposed evaluation method, we enlisted 10 individuals to annotate 2,791 hints and tasked 6 humans with answering questions using the provided hints. The effectiveness of hints varied, with success rates of 96%, 78%, and 36% for questions with easy, medium, and hard answers, respectively. Moreover, the proposed automatic evaluation methods showed a robust correlation with annotators’ results. Conclusively, the findings highlight three key insights: the facilitative role of hints in resolving unknown questions, the dependence of hint quality on answer difficulty, and the feasibility of employing automatic evaluation methods for hint assessment.

CCS CONCEPTS

• **Information systems** → **Retrieval models and ranking**; **Evaluation of retrieval results**.

KEYWORDS

Hint Generation, Question Answering, Large Language Models

ACM Reference Format:

Jamshid Mozafari, Anubhav Jangra, and Adam Jatowt. 2024. TriviaHG: A Dataset for Automatic Hint Generation from Factoid Questions. In *Proceedings of the 47th International ACM SIGIR Conference on Research and Development in Information Retrieval (SIGIR ’24)*, July 14–18, 2024, Washington, DC, USA. ACM, New York, NY, USA, 11 pages. <https://doi.org/10.1145/3626772.3657855>

Permission to make digital or hard copies of all or part of this work for personal or classroom use is granted without fee provided that copies are not made or distributed for profit or commercial advantage and that copies bear this notice and the full citation on the first page. Copyrights for components of this work owned by others than the author(s) must be honored. Abstracting with credit is permitted. To copy otherwise, or republish, to post on servers or to redistribute to lists, requires prior specific permission and/or a fee. Request permissions from permissions@acm.org.

SIGIR ’24, July 14–18, 2024, Washington, DC, USA

© 2024 Copyright held by the owner/author(s). Publication rights licensed to ACM.

ACM ISBN 979-8-4007-0431-4/24/07

<https://doi.org/10.1145/3626772.3657855>

Question: In which city are the headquarters of the International Monetary Fund?		
Hint	HICOS	HIFAS
The city is known for its neoclassical architecture.	2	5
The city is located on the Potomac River.	4	3
The city is the capital of the USA located on the east coast.	5	5

Question: Which actor did Jennifer Aniston marry in July 2000?		
Hint	HICOS	HIFAS
He is known for his good looks and often listed as a Hollywood heartthrob.	4	5
This actor starred in 'Fight Club' alongside Edward Norton.	5	5
He received an Oscar for his performance in 'Once Upon a Time in Hollywood'.	5	2

Figure 1: Example hints for two sample questions in TriviaHG with their computed convergence quality (HICOS) and familiarity (HIFAS) provided on a scale of 1 to 5 (1 is the lowest and 5 is the highest quality).

1 INTRODUCTION

Automatic question answering (QA) systems [2, 35, 50] have recently gained significant attention, allowing users to pose questions and receive direct answers. Traditional QA systems excel in specific knowledge domains by extracting relevant text spans from passages. In contrast, Large Language Models (LLMs) [9, 53, 62], pre-trained on vast datasets, offer a more versatile approach. LLMs can handle multiple NLP tasks, including automatic QA, and can answer questions across diverse domains. Unlike extractive QA systems, they generate answers by creating new content, showcasing high proficiency and potential as an alternative to traditional QA systems.

While advanced systems like LLMs excel in answering questions, they raise concerns about potentially contributing to weakening essential human skills like deep thinking, reasoning, critical analysis, and even self-confidence [5]. The problem lies in that advanced AI systems like LLMs discourage users from independently contemplating and solving questions, hindering the development of users’ reasoning, memorization, and analytical abilities. Since the answers to user questions can be readily given at any time and are usually correct, then human activities that are common in traditional information searching and browsing are becoming less necessary and may occur with lesser intensity. We note here that although the current LLMs are obviously not perfect (hallucinations, inability to answer complex questions, etc.), we expect the models to keep

improving in the future (judging from the recent speed of technological advancement). Furthermore, psychological and cognitive studies highlight the importance of allowing individuals to derive answers independently, fostering self-confidence, and promoting further learning [57]. Hence, occasionally letting users come up with answers to their questions themselves through suitable guidance should have a positive psychological effect and encourage self-learning. Finally, helping to answer questions is quite common in a variety of quizzes and quiz games, which are enjoyed by many.

In view of the above, the approaches that involve humans in the answering process instead of relying solely on answers generated by automated systems should become useful, perhaps not for everyone, but at least for interested users. We then focus in this work on using LLMs to provide hints for questions rather than generating definitive answers. Hints are clues that guide individuals towards a solution without explicitly providing the answer [15]. They promote thinking, reasoning, and memorization skills, as humans must engage in active and thoughtful consideration after reading the hints instead of passively receiving ready answers. Additionally, relying on human input might enhance the reliability and trust in the answers as individuals draw on their own knowledge.

The use of hints to assist users is not a new concept in computer science. For example, in the field of automatic hint generation for programming (AHGP) [36], the task is to generate hints automatically to aid students in coding exercises. However, there is limited research on automatic hint generation specifically for factoid questions (AHGQ) - questions that can be answered with facts expressed in a few words [20]. While both AHGP and AHGQ aim to assist humans, the former is more tailored to coding exercises, often suggesting code edits, and the latter is a more general task applicable across various types of questions. Furthermore, there is an additional benefit from focusing on AHGQ task. Hints for questions could be used to enhance Retrieval Augmented Generation (RAG) solutions [1, 14] and Query Expansion [59] methods. Specifically, in the context of Retrieval Augmented Generation, incorporating hints as query explanations has the potential to enhance the model's ability to understand and process queries. As mentioned above, the hints may also find applications in entertainment, such as in game shows like Jeopardy.

As a novel task, AHGQ faces challenges such as the absence of datasets and reliable evaluation methods. Addressing this gap, we introduce a framework for AHGQ and utilize it to generate TriviaHG¹, a dataset for automatic hint generation for factoid questions. Our approach relies on web pages as the primary information source and utilizes Copilot (formerly known as Bing Chat AI)² to generate hints based on online sources, ensuring accuracy and relevance. The hints are designed to be user-friendly and helpful.

As a second contribution, we propose an automatic evaluation method to assess hint quality, considering aspects of convergence and familiarity. The suggested evaluation method is versatile, suitable for application across various types of hints, regardless of their format, whether they be in documents, keywords, or other forms. The convergence quality is a characteristic that reflects the extent to which a hint can narrow down or eliminate potential answers to

a given question. The familiarity is a characteristic that signifies the degree to which the entities mentioned in a hint are well-known or widely recognized. We label the score of convergence quality as *HICOS* (*HInt CONvergence Score*), and the score of familiarity quality as *HIFAS* (*HInt FAMilarity Score*). Figure 1 illustrates two questions along with a few examples hints from TriviaHG along with the computed HICOS and HIFAS.

To sum up, we make the following contributions in this work:

- We release a dataset called TriviaHG for automatic hint generation for questions, which includes 16,645 questions and 160,230 hints about persons, locations, entities, dates, and numbers.
- We propose an automatic evaluation method for assessing the quality of convergence and familiarity of hints for AHGQ.
- The analysis of the TriviaHG dataset and the automatic evaluation method demonstrates their quality and effectiveness, validating the framework and evaluation approach employed in the study.

2 RELATED WORKS

2.1 QA Task

QA systems can be divided into two categories: Extractive QA and Generative QA. Extractive QA systems [60] try to extract the answer from the passage. Ramnath et al. [46] fine-tune the BERT [13] language model on QA datasets and employ the fine-tuned model to extract the final answer from the given passage. In the same way, Yu and Liu [64] utilize RoBERTa [30] language model instead of BERT to extract the underlying semantic features of inputs more effectively. Generative QA systems [11], on the other hand, try to generate the final answer. Generative QA, as opposed to extractive QA, offers advantages such as the ability to combine information from multiple sources to create coherent responses and generate original content, making it more flexible in language and capable of reasoning by comparing facts or drawing conclusions. Yu et al. [65] propose employing generative models such as LLMs to generate contextual documents rather than retrieving the documents from a collection. They show that their method has better results on TriviaQA [22] and WebQA [7] datasets. Izacard and Grave [19] leverage passage retrieval component along with generative models for generating final answer using a pool of retrieved documents.

Multiple QA datasets have been proposed in various domains, such as Legal [68], Medical [39], News [58], etc. In these datasets, each record includes three main parts: a question, an answer, and a passage such that the answer is a span of the passage. SQuAD [42] consists of 100,000+ questions posed by crowd-workers on 536 Wikipedia articles. Natural Questions [25] contains 300,000 questions and is generated by sampling questions issued to the Google search engine. TriviaQA [22], which we use in our research, is an extensive open-domain QA dataset sourced from trivia games, quizzes, and open-domain question collections, covering a broad spectrum of topics. With over 98,000 question-answer pairs and diverse linguistic forms, TriviaQA serves as a robust benchmark challenging systems to excel in comprehension and reasoning across various domains, driving advancements in machine reading comprehension. Also, some works utilize LLMs to generate datasets [31, 32, 58].

¹The code, dataset, and experimental results are freely available at <https://github.com/DataScienceUIBK/TriviaHG>

²<https://copilot.microsoft.com>

SecQA [31] is a dataset containing 242 questions generated by GPT-4 [3] based on the *Computer Systems Security: Planning for Success* textbook [54].

The prior efforts have not focused on generating hints but rather on providing the final answers.

2.2 Hint Generation

There are some datasets for the AHGP task such as iSnap Hint Rating³, and ITAP Hint Rating⁴. Both datasets comprise log data obtained from students engaged in various programming tasks, encompassing comprehensive traces of their code and logs of hint requests. The iSnap dataset [45] was compiled from an introductory programming course for non-majors conducted during the Fall 2016, Spring 2017, and Fall 2017 semesters, involving 171 students who completed six programming problems. The ITAP dataset was sourced from two programming courses in Spring 2016, encompassing 89 students who tackled up to 40 Python problems [49].

The AHGP methods can be broadly classified into two categories: Data-Driven and Automated Testing-Based. Data-driven methods leverage educational data mining and machine learning techniques to automate the creation of a domain model and hints from student problem-solving data [21]. An example of this is the ITAP system, which consists of three stages: canonicalization, path construction, and reification [48]. The Automated Testing-Based methods use automated tests to guide the hint generation process [38]. For instance, the Catnip system selects suitable candidate solutions from a pool of solutions using an automated Whisker test suite [38].

Generally, existing AHGP systems generate hints only for programming tasks. In other words, none of these methods generates hints for factoid questions. To the best of our knowledge, Jatowt et al. [20] is the only study focused on the AHGQ task; however, they focused on Wikipedia to generate hints without employing any LLMs. Additionally, the authors do not generate any datasets for AHGQ.

2.3 Evaluation Methods

There are some evaluation methods in QA, such as ExactMatch (EM), BERTScore [67], BEM [10], and InstructGPT-eval [23]. EM is an evaluation metric that measures the percentage of predicted answers that match exactly with the reference answers, providing a binary assessment of correctness. BertScore [67] is an evaluation metric that utilizes pre-trained BERT embeddings to measure the similarity between a generated text and a reference text. BEM [10] is an evaluation metric that employs a fine-tuned BERT language model trained on a dataset comprising candidate answers that are equivalent to each reference answer to measure the similarity between predicted answers and reference answers. These candidate answers are generated by various QA systems trained on SQuAD [42]. InstructGPT-eval [23] utilizes LLMs and prompts to measure the similarity of predicted answers and reference answers.

Evaluation methods for AHGP can be broadly classified into four categories: (1) User Studies and Surveys, (2) Comparisons with Experts, (3) Analysis Using Historical Data, and (4) Technical Evaluations [36]. The User Studies and Surveys category involves

collecting feedback from users (typically students) who interact with the hinting system [18, 27]. The Comparisons with Experts category involves comparing the hints generated by the system with those provided by human experts [41, 44]. The Analysis Using Historical Data involves using past student interaction data to evaluate the effectiveness of hints [16, 26]. The Technical Evaluations category involves assessing the system’s performance in terms of computational efficiency, scalability, and robustness [33].

All the evaluation methods for QA are automatic, but there are a few automatic evaluation methods for AHGP. It shows that assessing hint quality automatically is a complex task. However, the automatic evaluation methods for AGHP cannot be employed to assess AGHQ because they just focus on the programming aspects of hints. As said, Jatowt et al. [20] is the only study focused on the AGHQ, but they also evaluate the quality of hints manually by asking humans to assess the hints and do not propose any automatic evaluation methods for AGHQ. In our work, we introduce a fully automated method for evaluating hint qualities.

3 DATASET

In this section, we outline the framework and its stages for generating the TriviaHG dataset. The framework comprises two modules: the Question Sampling Module and the Hint Generation Module. Figure 2 provides a visual representation of the framework and its stages, which we will discuss in detail in the subsequent sections.

3.1 Question Sampling Module

This module’s task is to select questions for hint generation.

3.1.1 Question Selection. We select the TriviaQA dataset [22] as our primary question source because it offers challenging trivia-style questions covering a wide range of diverse topics. It has also been frequently used in QA research [6, 37, 43, 51, 66]. We filter out questions with fewer than 6 words or exceeding 20 words, as well as those lacking question marks. Additionally, questions whose answers do not have corresponding Wikipedia pages are excluded, as Wikipedia is utilized for evaluating hint familiarity quality. After applying these criteria, 66,300 questions remain available for further processing.

3.1.2 Question Type Detection. A question classifier assigns natural language questions to classes that reflect their intended purposes. For instance, *Who is Barack Obama?* falls into the *PERSON* class, while *Where is Washington?* belongs to the *LOCATION* class. We finetune RoBERTa [30] model using the TREC Question Classification dataset [28] to develop a model named QT Detector as a question classifier⁵. Using the QT Detector, questions are categorized into classes at various levels of granularity, comprising 5 coarse-grained classes and 50 fine-grained classes. Subsequently, we exclude questions categorized as *DESCRIPTION* type, focusing solely on factoid questions, resulting in 62,248 questions.

3.1.3 Sampling. Using the stratified sampling method [4], we conduct sampling from the questions based on their coarse-grained classes. Questions are categorized into subgroups according to their

³<https://pslcdatashop.web.cmu.edu/Project?id=321>

⁴<https://pslcdatashop.web.cmu.edu/Project?id=294>

⁵The accuracy of the QT Detector on TREC Question Classification dataset is 92.8%

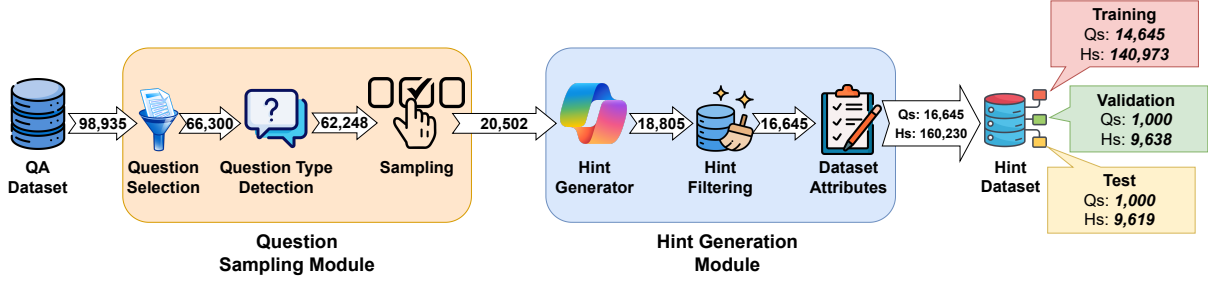


Figure 2: Dataset generation framework: Arrows represent the output quantity based on the number of questions, and callouts illustrate the statistics of the training, validation, and test sets. *Qs* and *Hs* denote the number of questions and hints, respectively.

question type, and random sampling is carried out within each subgroup. In total, 20,502 questions (one-third) are sampled.

3.2 Hint Generation Module

This module generates hints for the selected subset of questions.

3.2.1 Hint Generator. We utilize LLMs to generate hints for the questions, specifically selecting Copilot as our preferred choice. Copilot functions as a RAG system, leveraging also information from retrieved documents on the Internet to formulate answers to user questions. This system does not only generate answers based on existing online documents but also provides the sources of the hints and answers. In contrast, LLMs like GPT-4 [3], Gemini [53], and WizardLM [63] rely on their stored knowledge to generate answers without indicating the sources. Therefore, Copilot is considered more reliable for hint generation as it transparently presents the sources of the generated hints. To generate hints for questions, we follow these steps:

- (1) We first prompt Copilot to answer a question. This enables us to determine if Copilot is capable of retrieving the answer. If it is unable to do so, we discard the question.
- (2) We validate the accuracy of the generated answer by comparing it with the ground-truth answer. If they match, we proceed to the next step; otherwise, we exclude the question. This process enables us to eliminate questions whose answers may have changed, given that the TriviaQA dataset [22] dates back to 2017, and it is conceivable that the answers to these questions may have evolved since then. After removing such questions, 18,805 questions remained.
- (3) We instruct Copilot to produce 10 hints for the question without including the answer in the hints. This approach allows us to generate hints without the risk of answer leakage, i.e., the case when a hint explicitly reveals the answer to the question in its content⁶. Figure 3 illustrates the trend of using prompts in Copilot for hint generation.

3.2.2 Hint Filtering. While we advise Copilot to exercise caution regarding the problem of answer leakage, there are instances where it might produce hints inadvertently revealing the answer. Additionally, there are occasions when it generates hints that merely rephrase or describe the questions. For instance, for the question

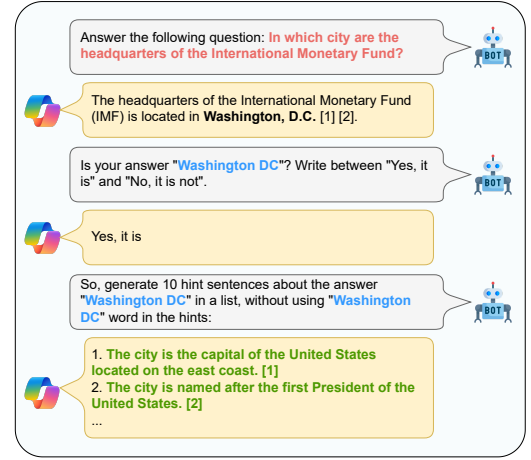


Figure 3: The hint generation system initiates by prompting the question to Copilot. Then, it produces a snippet serving as the answer. Following this, we assess the correctness of the provided answer. If the answer is correct, we prompt Copilot to generate 10 hints. The numbers in the brackets denote the source pages for both the answer and the hints.

In which city are the headquarters of the International Monetary Fund?, the model may generate a hint like *The headquarters of the International Monetary Fund is located in this city*. Such hints do not help users in finding correct answers. To address these issues, we take the following steps:

- (1) For identifying potential answer leakages in the generated hints, we utilize lexical comparisons between the hints and the answer. In this process, we first tokenize the hint sentence based on words and extract the lemma of each word using the WordNetLemmatizer⁷. Similarly, we perform the same procedure for the answer, but additionally, we exclude common stop words like *a* and *the* from the answer. Subsequently, if there are matching word lemmas between the hint and the answer, we eliminate the corresponding hint.
- (2) We utilize the SentenceTransformers framework [47] for identifying similar hints to the questions. By calculating the

⁶For instance, for the question *Who won the FIVB Volleyball Men's World Championship in 2018?*, the hint *Their official language is Polish*, exhibits answer leakage.

⁷We use NLTK (Natural Language Toolkit) library for word tokenizing, stop words, and lemmatization.

Table 1: The attributes of TriviaHG dataset.

Name	Definition
Q_ID	Question's ID
Question	Text of the question
Hints	The generated hints
Hints_Sources	The sources utilized to derive the hints.
Snippet	The generated passage as response
Snippet_Sources	The sources accessed to obtain the answer.
ExactAnswer	The precise answer to the question.
MajorType	The coarse-grained class of the question type.
MinorType	The fine-grained class of the question type.
Candidate_Answers	The candidate answers generated for convergence.
Q_Popularity	Normalized Wikipedia page views for question entities.
Exact_Answer_Popularity	Normalized Wikipedia page views for the answer.
H_Popularity	Normalized Wikipedia page views for hints entities.
Scores	Result of the Candidate Evaluator component.
Convergence	The value of HICOS
Familiarity	The value of HIFAS

cosine similarity between question and hint embeddings, we establish a threshold at 0.72⁸; hints surpassing this threshold are then eliminated.

We then eliminate questions with fewer than five hints, as we believe that having at least five hints is necessary for being able to assist users in finding the answers. By following these exclusions, 16,645 questions and 160,230 hints remain.

3.2.3 Dataset Attributes. We prepare various attributes to be included for each question in the TriviaHG dataset, as shown in Table 1.

4 AUTOMATIC EVALUATION METHOD

We consider there are at least five quality attributes for each hint: *Relevance*, *Readability*, *Ambiguity*, *Convergence*, and *Familiarity*. *Relevance* evaluates how well the hint corresponds to the question, while *Readability* gauges its clarity and comprehensibility. *Ambiguity* quantifies the degree of uncertainty conveyed by the hint. *Convergence* quality signifies the hint's capacity to refine or exclude potential answers, while *Familiarity* quality measures the recognition level of entities mentioned in the hint.

In this work, we focus on automating the evaluation of convergence and familiarity quality attributes, as, in our opinion, they are the strongest indicators of hint quality. The evaluation of relevance can be conducted using, for example, the SentenceTransformers framework [47]. Additionally, to evaluate hints for their readability, factors such as hint length and the difficulty of words can be considered as well as existing readability indexes or machine learning solutions could be harnessed [34]. Finally, assessing the ambiguity attribute proves challenging, and finding a suitable evaluation method may be difficult. Relevance and readability will be the focus of our future work.

4.1 Convergence Quality Attribute

We are inspired by the *elimination method* from cognitive science. The elimination method involves a systematic process of understanding, planning, and determining the correct answer by progressively excluding unlikely or irrelevant options based on the

⁸We arrived at this value by experimenting with different values.

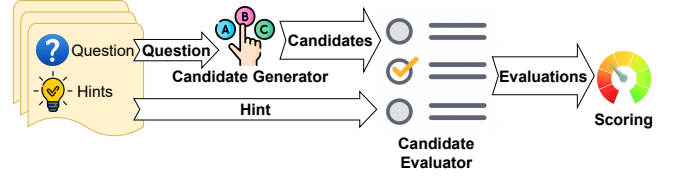


Figure 4: Convergence Evaluator: The process begins by directing the question to the Candidate Generator stage, which generates up to twenty candidate answers. Subsequently, each generated candidate answer and the hint undergo an evaluation to determine the validity of the hint for the respective candidate answer. Finally, the results are conveyed to the Scoring stage for computation of the HICOS.

provided context or prior knowledge [12, 55]. Here, we regard the hints as the context and the stored knowledge in LLMs as prior knowledge. Subsequently, we eliminate irrelevant options⁹ by utilizing both the provided context and prior knowledge.

The method involves three modules: Candidate Generator, Candidate Evaluator, and Scoring. These stages are elaborated in subsequent sections, with Figure 4 illustrating the method's workflow.

4.1.1 Candidate Generator. We employ LLMs to generate candidate answers for a given question, leveraging the vast knowledge stored within their parameters to retrieve the most potential answers. In this process, we initially prompt the LLM to generate up to 20 candidate answers for the given question.¹⁰ The use of *up to* in the prompt accounts for instances where questions may not have 20 candidate answers. For instance, in the question *If Christmas Day falls on a Tuesday, on what day will New Year's Day fall?* with the answer *Tuesday*, there are only seven candidate answers since they correspond to weekdays. The prompt we employed is as follows:

Generate up to 20 candidate answers words for the question "QUESTION" in bullet points.

In the prompt, the term *QUESTION* pertains to the provided question. Then, we analyze the output, extract the candidate answers from the list, and feed them along with the hint into the Candidate Evaluator module.

4.1.2 Candidate Evaluator. We employ LLMs to determine if the hint pertains to the generated candidate answers. This is accomplished by prompting the model with the following prompt:

Does the hint "HINT" refer to "CANDIDATE"? Choose ONLY between "Yes" or "No".

In the prompt, the term *HINT* corresponds to the provided hint, while *CANDIDATE* corresponds to one of the generated candidate answers. This prompt is utilized for all the generated candidate answers, and the resulting outputs, which include lists of *Yes* and *No*, are directed to the Scoring module. We interpret *Yes* as one and *No* as zero.

⁹In this study, we consider candidate answers as options.

¹⁰For example, when considering the question *In which city are the headquarters of the International Monetary Fund?*, some of the generated candidate answers include *Brussels, Vienna, Paris, Tokyo, Moscow, Stockholm, Amsterdam, London, Edinburgh, etc.*

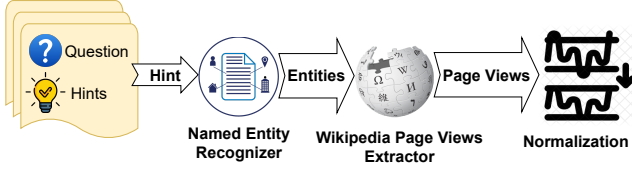


Figure 5: Familiarity Evaluator: The Named Entity Recognizer identifies named entities from the hint. Subsequently, the number of views for the Wikipedia page associated with each entity is extracted. Finally, the view count for each entity undergoes a normalization process.

4.1.3 Scoring. In this module, we utilize the following equation to calculate the HICOS of the hint. To assess the convergence quality, if the Candidate Evaluator module identifies that the hint is not valid for the answer, we assign a score of zero, indicating that the hint is not useful for finding the answer. However, if the hint is valid for the answer, we compute the score based on the results for other candidate answers. A score of zero denotes that the hint does not reduce the number of candidate answers, whereas a score of one indicates that the hint successfully eliminates all candidate answers except for the correct one.

$$Score_{con} = \begin{cases} 0 & : EA_{valid} = 0 \\ 1 - \frac{(\sum_{cand} cand_{valid}) - 1}{|candidates|} & : EA_{valid} = 1 \end{cases} \quad (1)$$

In the given equation, $cand$ and $cand_{valid}$ denote the candidate answer and the outcome of the Candidate Generator module for it, respectively, and $|candidates|$ represents the total number of candidate answers generated by the Candidate Generator module. EA_{valid} equals one if the ground-truth answer is predicted as a valid candidate answer; otherwise, it is zero.

4.2 Familiarity Quality Attribute

We aim to measure the familiarity of information expressed in hints (HIFAS). Here, we use the popularity of the mentioned entities as a proxy for familiarity. The presence of popular entities can assist users in locating the answer more effortlessly, while less popular entities in a hint may potentially lead the user astray in finding the correct answer [40].

The method involves three steps: Named Entity Recognition (NER), Wikipedia Page Views Extractor, and Normalization. These steps are illustrated in Figure 5.

We utilize the spaCy library¹¹ for extracting named entities from the hints. Subsequently, we leverage the Pageview API¹² to retrieve the number of views for the Wikipedia pages associated with the extracted entities, covering the period from January 1, 2015, to December 31, 2023, and we compute the number of views for each month. Due to the high variability in the number of page views, we normalize them to a range between zero and one.

It is worth noting that some entities exhibit extremely high (or extremely low) numbers of views¹³. When attempting to normalize

¹¹<https://www.spacy.io/>

¹²We use the pageview-api library available at <https://github.com/Commonists/pageview-api>

¹³For example, the entity *India* garners a total of 2,685,795 page views per month.

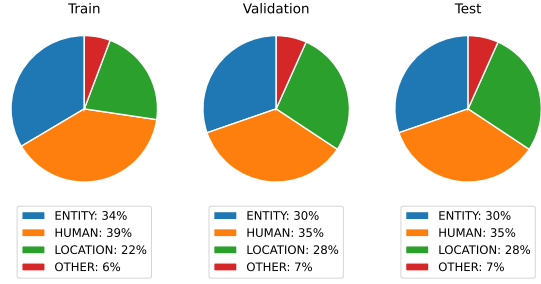


Figure 6: The distribution of Train, Validation, and Test set.

Table 2: Statistics of the TriviaHG dataset

	Training	Validation	Test
Number of questions	14,645	1,000	1,000
Number of hints	140,973	9,638	9,619
Avg. question length (words)	14.18	14.08	13.95
Avg. hint length (words)	14.98	15.07	15.14
Avg. #hints / question	9.62	9.63	9.61
Avg. #entities / question	1.35	1.40	1.35
Avg. #entities / hint	0.96	1.00	0.98
Avg. #sources / question	6.27	6.17	6.71

the number of page views, such entities can render the normalization values unreliable due to their unusual number of views. To address this issue, we collect view counts for approximately 50,000 different entities. Subsequently, we utilize the Interquartile Range (IQR) method to identify outliers in the view counts. Defining the IQR as the difference between the Q_3 (the 75th percentile) and Q_1 (the 25th percentile), data points falling below $min = Q_1 - 1.5 \times IQR$ or exceeding $max = Q_3 + 1.5 \times IQR$ are classified as outliers [61]. Following this classification, we truncate values exceeding max to max and values falling below min to min . By implementing this approach, the normalization process yields more reliable results. Finally, we employ linear scaling [17] to normalize the number of views, bringing them into a range between 0 and 1.

5 EXPERIMENTS AND RESULTS

In this section, we first explore dataset features, including statistics, difficulty, and quality. Subsequently, we assess our automatic evaluation method, and finally, we investigate the performance of different models on the TriviaHG dataset using the proposed automatic evaluation method.

5.1 Data Analysis

5.1.1 Dataset Statistics. Employing the framework shown in Figure 2, we generated a dataset comprising 16,645 questions and 160,230 hints extracted from the TriviaQA [22] dataset. The attributes associated with questions are detailed in Table 1. TriviaHG is randomly divided into a training set, consisting of 140,973 hints (14,645 questions), a validation set with 9,638 hints (1,000 questions), and a test set comprising 9,619 hints (1,000 questions). Table 2 provides an overview of the dataset statistics. The numbers indicate

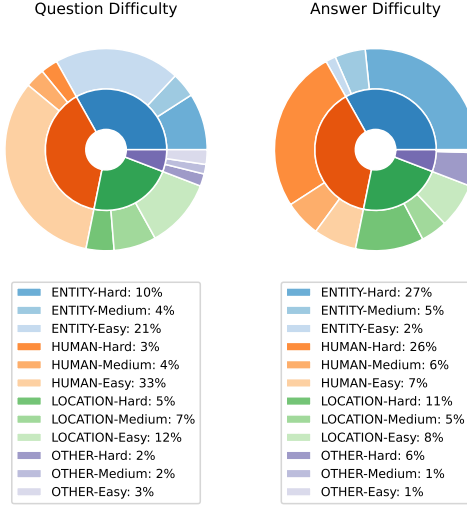


Figure 7: The Left figure illustrates question difficulty, while the Right figure presents answer difficulty.

that the characteristics of the sub-datasets bear a close resemblance to each other.

We also conducted an analysis of sub-datasets categorized by the coarse-grained class of the question type. Illustrated in Figure 6, the sub-datasets exhibit a close distribution, with the highest number of questions focused on HUMAN, followed by ENTITY, LOCATION, and lastly, OTHER¹⁴.

5.1.2 Difficulty. We conduct a comprehensive examination of the dataset concerning the difficulty levels of both questions and answers. To evaluate the difficulty of questions, we utilize the DPR method [24] with the assistance of the Pyserini toolkit [29] to retrieve 500 relevant passages from the English Wikipedia that correspond to the questions. If the relevance of passages to a question is below 33%, we classify it as hard; if it is below 66%, we classify it as medium; and if it is more than 66%, we consider it easy. Regarding the difficulty assessment for answers, we adopt the methodology outlined in Section 4.2 to quantify and normalize the popularity of named entities of answers. If the popularity score exceeds 0.66, we categorize an answer as easy; if it falls within the range of 0.33 to 0.66, we label it as medium; and if the popularity is less than 0.33, we designate it as hard. Figure 7 shows the distribution of questions and answers based on the difficulty.

5.2 Human Evaluation

We engage human evaluators to assess the quality of the generated hints. To accomplish this, we randomly selected 100 questions from the test set, distributed as 25 questions from each coarse-grained class of question types (Entity, Human, Location, and Other), consisting of 9 labeled as hard, 8 labeled as medium, and 8 labeled as easy. In addition to the TriviaHG hints, we instruct LLaMA¹⁵ 7b [56] vanilla to generate 10 hints for each question¹⁶. Furthermore, we

¹⁴The *OTHER* category encompasses questions related to numbers, dates, etc.

¹⁵Please note that we employ LLaMA version 2 for this study.

¹⁶We utilize the identical prompt as in Copilot for generating hints.

Table 3: The human evaluation results for quality attributes.

Method	Relevance	Readability	Ambiguity	Convergence	Familiarity
Copilot	4.09	4.67	1.51	2.23	2.47
LLaMA - Finetuned	4.01	4.7	1.56	2.20	2.41
LLaMA - Vanilla	3.64	4.47	1.87	2.12	2.02

Table 4: The count of hints that accurately reveal the correct answer when evaluators search for them on search engines.

Method	Num. of Hints	Google	Bing
Copilot	950	734 (77%)	707 (74%)
LLaMA - Finetuned	901	372 (41%)	353 (39%)
LLaMA - Vanilla	890	228 (26%)	234 (26%)

finetune another LLaMA 7b instance on the training set of TriviaHG and then prompt it to generate 10 hints for each question¹⁷. Subsequently, we employ the hint filtering stage (Section 3.2.2) to refine the generated hints. At last, we obtain a total of 2,741 hints, comprising 950 hints from the TriviaHG dataset, 901 hints from the finetuned LLaMA 7b, and 890 hints from the LLaMA 7b vanilla. These data undergo evaluation in two distinct phases:

In the first phase, we ask 10 human evaluators to evaluate the generated hints, providing ratings for attributes such as relevance, readability, ambiguity, convergence, and familiarity. Ratings are assigned on a scale of 1 to 5, where 1 denotes the lowest and 5 signifies the highest. They are also asked to search for each hint on both Google and Bing search engines, quickly examine the result page within a 5-second timeframe, and then determine and declare whether they could find the answer on the search results page. We request this action as it also can signal the quality of the hints. The reason is that it is plausible that a hint is still effective, while the knowledge of the annotators might be insufficient to answer the question utilizing the hint. The results of the human evaluation are summarized in Table 3, displaying average scores for each quality attribute. The relevance analysis reveals that hints generated by Copilot and the finetuned LLaMA 7b are relevant to the questions, while those from LLaMA 7b vanilla lack in terms of relevance. Additionally, the assessments of readability and ambiguity indicate that the generated hints are clear and comprehensible. The analysis of convergence and familiarity indicates that Copilot exhibits higher convergence and familiarity than other methods, while the finetuned LLaMA 7b demonstrates superior quality compared to the LLaMA 7b vanilla. Furthermore, Table 4 provides statistics on hints that annotators could use to find answers to the respective questions through searches on Google and Bing search engines.

In the second phase, six distinct individuals, entirely separate from those involved in the first phase, are tasked with answering the questions using the provided hints in a similar way to the approach in [20]. We randomly select hints for each question from Copilot, LLaMA 7b vanilla, and finetuned LLaMA 7b. The procedure is as follows:

¹⁷We perform model finetuning using the API functions available on AnyScale.com

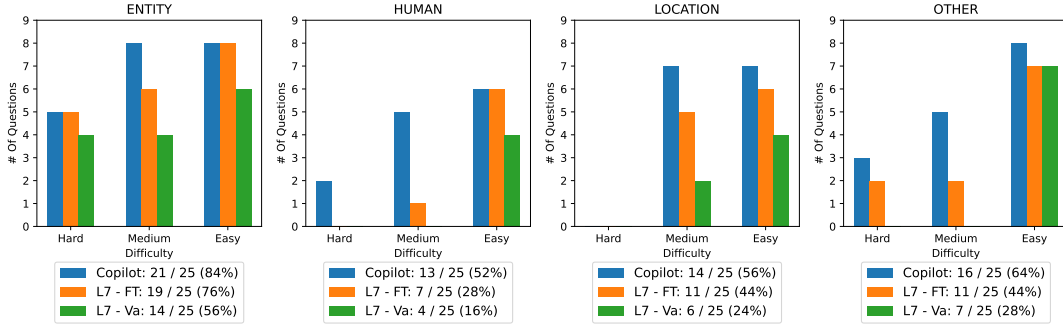


Figure 8: The statistics of human evaluation. *L7 - Va* refers to *LLaMA 7b Vanilla* and *L7 - FT* refers to *LLaMA 7b Finetuned*.

- (1) The subjects are asked to answer the question without employing any hints. If they can answer the question, they can go to the next question.
- (2) If they cannot answer the question, the annotators are asked to read hints one by one until they come up with the answer. If their answer is correct, they can move to the next question.
- (3) If participants cannot answer the question by reading all of the hints of the question, they can leave the question.

Figure 8 provides an overview of the questions successfully answered by participants. The data indicates the high effectiveness of hints, as participants could answer only 19 questions before consulting hints, whereas after reviewing the hints, they could successfully answer 67 questions. The results from human evaluations underscore the superior efficacy of Copilot’s hints in aiding users in formulating answers compared to other methods. Our findings show that finetuned LLaMA 7b hints offer more value than LLaMA 7b vanilla hints, suggesting that leveraging the TriviaHG dataset for LLM finetuning contributes to the generation of superior hints. Only 36% of questions with hard answers were answerable, while medium and easy answers boasted success rates of 78% and 96%, respectively. This observation emphasizes the increased challenge in generating hints for questions with difficult answers compared to their easier counterparts. Moreover, Figure 8 highlights that 64% of the questions could be answered using Copilot hints, while the respective figures for the finetuned LLaMA 7b and LLaMA 7b vanilla are 48% and 31%. It demonstrates the quality disparity between Copilot and the finetuned and vanilla LLaMA 7b hints.

5.3 Automatic Evaluation Method

We assess the automatic evaluation method by comparing the human-provided scores with the generated HICOS and HIFAS.

5.3.1 Convergence Quality Attribute. As elaborated in Section 4.1, we leverage LLMs as the kernel of the automatic evaluation method to assess the convergence quality attribute of a hint (HICOS). To this end, we employ LLaMA 7b, LLaMA 13b, LLaMA 70b, GPT 3.5 [8] models, as well as the versions of LLaMA 7b, LLaMA 13b, and LLaMA 70b finetuned on the training set of TriviaHG to examine the accuracy of the evaluation method across different kernels. In addition, as discussed in Section 4.1.3, the value of HICOS is influenced by the number of candidate answers generated. To determine the optimal model as the kernel and the optimal number

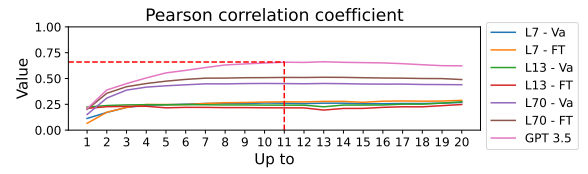


Figure 9: The Pearson Correlation Coefficient between human assessments and value of HICOS. *L7*, *L13*, *L70* refers to *LLaMA 7b*, *13b*, *70b*, respectively.

of candidate answers, we calculate the Pearson Correlation Coefficient [17] between human assessments and the value of HICOS across 2,791 hints. Figure 9 indicates the value of the Pearson Correlation Coefficient for each number of candidate answers for the various kernels. Based on the observations, we can infer that the evaluation method’s alignment with human assessments for the convergence quality attribute is closely linked to the robustness of the LLM used as the kernel. Notably, the highest correlation is observed with GPT 3.5, followed by finetuned LLaMA 70b and LLaMA 70b vanilla. Furthermore, the findings suggest that finetuned LLaMA on the training set yields evaluations more akin to human judgments compared to LLaMA vanilla models. Moreover, the values indicate that generating 11 candidate answers yields the closest correlation to human results.

5.3.2 Familiarity Quality Attribute. As detailed in Section 4.2, we employ the normalized number of page views of the Wikipedia page corresponding to entities as the measure of familiarity quality attribute for hints (HIFAS). For each hint, we explore three distinct methods, including the minimum, average, and maximum. In the minimum (maximum) method, we solely consider the normalized value of an entity that has the minimum (maximum) number of views. Conversely, in the average method, we compute the average of normalized values across all the entities mentioned in the hint. To determine the best approach, we compute the Pearson Correlation Coefficient and Mean Squared Error (MSE) [17] between human assessments and the value of HIFAS across 2,791 hints. Table 5 indicates the value of the Pearson Correlation Coefficient and Mean Squared Error for all the above approaches. The findings suggest that calculating the average of normalized page view values across entities exhibits the highest correlation with human evaluations.

Table 5: The Pearson Correlation Coefficient and MSE between human assessments and HIFAS across 2,791 hints.

Method	Minimum	Average	Maximum
Pearson Correlation Coefficient	0.63	0.66	0.63
Mean Squared Error	0.16	0.13	0.14

Table 6: The HICOS and HIFAS values across 100 questions for different models.

Model	HICOS	HIFAS
LLaMA 7b - Vanilla [56]	0.307	0.833
LLaMA 13b - Vanilla [56]	0.350	0.929
LLaMA 70b - Vanilla [56]	0.425	0.941
LLaMA 7b - Finetuned	0.400	0.890
LLaMA 13b - Finetuned	0.410	0.881
LLaMA 70b - Finetuned	0.494	0.862
GPT 3.5 [8]	0.438	0.911
WizardLM 70b [63]	0.446	0.942
Gemini [53]	0.455	0.911
GPT 4 [3]	0.525	0.875
Copilot	0.540	0.946

5.4 Model Performance

Finally, we utilize LLaMA, GPT 3.5, WizardLM 70b, Gemini, GPT 4, and the finetuned versions of LLaMA on the training set of TriviaHG to generate hints, followed by evaluation using the automatic evaluation method. For evaluating the convergence quality attribute, we generate 11 candidate answers and utilize finetuned LLaMA 70b as the kernel model¹⁸. Meanwhile, in evaluating the familiarity quality attribute, we employ the average approach. Table 6 presents the outcomes of the automatic evaluation method for different LLMs.

The findings suggest that a robust model, characterized by a greater number of training parameters, produces hints of higher convergence quality. This may be attributed to its capacity to store more knowledge within its parameters, resulting in more accurate hints. Furthermore, the results indicate that finetuned LLaMA models outperform LLaMA vanilla models, demonstrating that finetuning on TriviaHG enhances the hint generation capabilities of LLMs. Moreover, comparing the results between Copilot and GPT 4 underscores the effectiveness of incorporating retrieved documents alongside stored knowledge. This is exemplified by Copilot, which utilizes GPT 4 as its kernel.

6 LIMITATIONS AND USE CASES

Our approach and evaluation method have some limitations:

- Our focus was solely on factoid questions, where the answers are named entities, each with its own Wikipedia page.
- Our dataset and evaluation method depend on LLMs; thus, the biases and limitations inherent in these models will be reflected in both our dataset and evaluation approach.

¹⁸The decision to choose the second-best model is driven by the high cost of using GPT 3.5 and its closed-source character.

- We solely assess the model performance based on the convergence and familiarity quality attributes.
- In the convergence quality evaluation method (HICOS), we found 11 to be the optimal number of candidate answers on TriviaHG. However, this number could vary for other datasets. When applying the evaluation method to other datasets, one could ideally try to determine the optimal number of candidate answers for the particular used data.
- The current approach focuses solely on generating hints using LLMs and assessing their usefulness in assisting humans to answer questions without explicitly considering the educational values of hints.

Our dataset and evaluation method can be used in different ways:

- The dataset holds the potential for finetuning generative models to produce high-quality hints for the provided questions. As illustrated in Figure 8 and Table 6, finetuned models trained on our dataset have demonstrated improved hint generation compared to vanilla versions.
- The proposed evaluation method for assessing the convergence and familiarity quality attributes can serve as a tool to evaluate the quality of hints.
- The proposed dataset could be employed for improving QA systems by adding hints as additional context to prompts similar to Sun et al. [52].
- The generated hints could be of use in diverse information retrieval tasks. For instance, they can be employed in retrieval-augmented generation (RAG) techniques to improve question understanding. Additionally, the hints can be utilized in query expansion methods. They could also be used in entertainment contexts, such as in game shows like Jeopardy.

7 CONCLUSION

Hinting is an important and frequent mechanism in human question answering; however, it has been largely neglected during the recent advancement of QA technologies. In this paper, we present a framework for constructing datasets tailored to hint generation for factoid questions, consisting of two key modules: 1) Question Sampling Module and 2) Hint Generation Module. The framework was utilized to generate a dataset comprising 140,973 hints (14,645 questions) in the training set, 9,638 hints (1,000 questions) in the validation set, and 9,619 hints (1,000 questions) in the test set.

Additionally, an automatic evaluation method is proposed to measure the convergence and familiarity quality attributes of the hints. Convergence quality is evaluated using LLMs as a kernel framework, while familiarity quality is assessed using the number of page views of Wikipedia page entities. Human assessment of the dataset and evaluation method indicates high-quality hints and a strong correlation with human results for the evaluation method. Finally, the performance of various LLMs on the dataset was evaluated based on convergence and familiarity quality attributes, demonstrating the impact of the dataset on finetuning.

In the future, our plan includes generating hints based on user feedback, integrating the subjective aspect of hints, and evaluating hints based on additional quality attributes.

REFERENCES

- [1] Abdelrahman Abdallah and Adam Jatowt. 2023. Generator-retriever-generator: A novel approach to open-domain question answering. *arXiv preprint arXiv:2307.11278* (2023).
- [2] Heba Abdel-Nabi, Arafat Awajan, and Mostafa Z. Ali. 2023. Deep learning-based question answering: a survey. *Knowledge and Information Systems* 65, 4 (01 Apr 2023), 1399–1485. <https://doi.org/10.1007/s10115-022-01783-5>
- [3] Josh Achiam, Steven Adler, Sandhini Agarwal, Lama Ahmad, Ilge Akkaya, Florencia Leoni Aleman, Diogo Almeida, Janko Altmenschmidt, Sam Altman, Shyamal Anadkat, et al. 2023. Gpt-4 technical report. *arXiv preprint arXiv:2303.08774* (2023).
- [4] Raghunath Arnab. 2017. Chapter 7 - Stratified Sampling. In *Survey Sampling Theory and Applications*, Raghunath Arnab (Ed.). Academic Press, 213–256. <https://doi.org/10.1016/B978-0-12-811848-1.00007-8>
- [5] Albert Bandura. 2013. The role of self-efficacy in goal-based motivation. *New developments in goal setting and task performance* (2013), 147–157.
- [6] Iz Beltagy, Matthew E Peters, and Arman Cohan. 2020. Longformer: The long-document transformer. *arXiv preprint arXiv:2004.05150* (2020).
- [7] Jonathan Berant, Andrew Chou, Roy Frostig, and Percy Liang. 2013. Semantic Parsing on Freebase from Question-Answer Pairs. In *Proceedings of the 2013 Conference on Empirical Methods in Natural Language Processing*, David Yarowsky, Timothy Baldwin, Anna Korhonen, Karen Livescu, and Steven Bethard (Eds.). Association for Computational Linguistics, Seattle, Washington, USA, 1533–1544. <https://aclanthology.org/D13-1160>
- [8] Tom Brown, Benjamin Mann, Nick Ryder, Melanie Subbiah, Jared D Kaplan, Prafulla Dhariwal, Arvind Neelakantan, Pranav Shyam, Girish Sastry, Amanda Askell, et al. 2020. Language models are few-shot learners. *Advances in neural information processing systems* 33 (2020), 1877–1901.
- [9] Tom Brown, Benjamin Mann, Nick Ryder, Melanie Subbiah, Jared D Kaplan, Prafulla Dhariwal, Arvind Neelakantan, Pranav Shyam, Girish Sastry, Amanda Askell, Sandhini Agarwal, Ariel Herbert-Voss, Gretchen Krueger, Tom Henighan, Rewon Child, Aditya Ramesh, Daniel Ziegler, Jeffrey Wu, Clemens Winter, Chris Hesse, Mark Chen, Eric Sigler, Mateusz Litwin, Scott Gray, Benjamin Chess, Jack Clark, Christopher Berner, Sam McCandlish, Alec Radford, Ilya Sutskever, and Dario Amodei. 2020. Language Models are Few-Shot Learners. In *Advances in Neural Information Processing Systems*, H. Larochelle, M. Ranzato, R. Hadsell, M.F. Balcan, and H. Lin (Eds.), Vol. 33. Curran Associates, Inc., 1877–1901. https://proceedings.neurips.cc/paper_files/paper/2020/file/1457c0d6bfc4967418bfb8ac142f64a-Paper.pdf
- [10] Jannis Bulian, Christian Buck, Wojciech Gajewski, Benjamin Börschinger, and Tal Schuster. 2022. Tomayto, Tomahto. Beyond Token-level Answer Equivalence for Question Answering Evaluation. In *Proceedings of the 2022 Conference on Empirical Methods in Natural Language Processing*, Yoav Goldberg, Zornitsa Kozareva, and Yue Zhang (Eds.). Association for Computational Linguistics, Abu Dhabi, United Arab Emirates, 291–305. <https://doi.org/10.18653/v1/2022.emnlp-main.20>
- [11] Jiawei Chen, Hongyu Lin, Xianpei Han, and Le Sun. 2023. Benchmarking large language models in retrieval-augmented generation. *arXiv preprint arXiv:2309.01431* (2023).
- [12] H Looren De Jong. 1996. Levels: Reduction and elimination in cognitive neuroscience. *Problems of theoretical psychology* 6 (1996), 165.
- [13] Jacob Devlin, Ming-Wei Chang, Kenton Lee, and Kristina Toutanova. 2019. BERT: Pre-training of Deep Bidirectional Transformers for Language Understanding. In *Proceedings of the 2019 Conference of the North American Chapter of the Association for Computational Linguistics: Human Language Technologies, Volume 1 (Long and Short Papers)*, Jill Burstein, Christy Doran, and Thamar Solorio (Eds.). Association for Computational Linguistics, Minneapolis, Minnesota, 4171–4186. <https://doi.org/10.18653/v1/N19-1423>
- [14] Yunfan Gao, Yun Xiong, Xinyu Gao, Kangxiang Jia, Jinliu Pan, Yuxi Bi, Yi Dai, Jiawei Sun, and Haofen Wang. 2023. Retrieval-augmented generation for large language models: A survey. *arXiv preprint arXiv:2312.10997* (2023).
- [15] Allen Rovick Gregory Hume, Joel Michael and Martha Evens. 1996. Hinting as a Tactic in One-on-One Tutoring. *Journal of the Learning Sciences* 5, 1 (1996), 23–47. https://doi.org/10.1207/s15327809jls0501_2
- [16] Georgiana Haldeman, Andrew Tjang, Monica Babes-Vroman, Stephen Bartos, Jay Shah, Danielle Yucht, and Thu D. Nguyen. 2018. Providing Meaningful Feedback for Autograding of Programming Assignments. In *Proceedings of the 49th ACM Technical Symposium on Computer Science Education* (Baltimore, Maryland, USA) (SIGCSE '18). Association for Computing Machinery, New York, NY, USA, 278–283. <https://doi.org/10.1145/3159450.3159502>
- [17] Jiawei Han, Jian Pei, and Hanghang Tong. 2022. *Data mining: concepts and techniques*. Morgan kaufmann.
- [18] Andrew Head, Elena Glassman, Gustavo Soares, Ryo Suzuki, Lucas Figueredo, Loris D'Antoni, and Björn Hartmann. 2017. Writing Reusable Code Feedback at Scale with Mixed-Initiative Program Synthesis. In *Proceedings of the Fourth (2017) ACM Conference on Learning @ Scale* (Cambridge, Massachusetts, USA) (L@S '17). Association for Computing Machinery, New York, NY, USA, 89–98. <https://doi.org/10.1145/3051457.3051467>
- [19] Gautier Izacard and Edouard Grave. 2021. Leveraging Passage Retrieval with Generative Models for Open Domain Question Answering. In *Proceedings of the 16th Conference of the European Chapter of the Association for Computational Linguistics: Main Volume*, Paola Merlo, Jorg Tiedemann, and Reut Tsarfay (Eds.). Association for Computational Linguistics, Online, 874–880. <https://doi.org/10.18653/v1/2021.eacl-main.74>
- [20] Adam Jatowt, Calvin Gehr, and Michael Färber. 2023. Automatic Hint Generation. In *Proceedings of the 2023 ACM SIGIR International Conference on Theory of Information Retrieval* (Taipei, Taiwan) (ICTIR '23). Association for Computing Machinery, New York, NY, USA, 117–123. <https://doi.org/10.1145/3578337.3605119>
- [21] Wei Jin, Tiffany Barnes, John Stamper, Michael John Eagle, Matthew W. Johnson, and Lorrie Lehmann. 2012. Program Representation for Automatic Hint Generation for a Data-Driven Novice Programming Tutor. In *Intelligent Tutoring Systems*, Stefano A. Cerri, William J. Clancey, Giorgos Papadourakis, and Kitty Panourgia (Eds.). Springer Berlin Heidelberg, Berlin, Heidelberg, 304–309.
- [22] Mandar Joshi, Eunsol Choi, Daniel Weld, and Luke Zettlemoyer. 2017. TriviaQA: A Large Scale Distantly Supervised Challenge Dataset for Reading Comprehension. In *Proceedings of the 55th Annual Meeting of the Association for Computational Linguistics (Volume 1: Long Papers)*, Regina Barzilay and Min-Yen Kan (Eds.). Association for Computational Linguistics, Vancouver, Canada, 1601–1611. <https://doi.org/10.18653/v1/P17-1147>
- [23] Ehsan Kamalloo, Nouha Dziri, Charles Clarke, and Davood Rafiei. 2023. Evaluating Open-Domain Question Answering in the Era of Large Language Models. In *Proceedings of the 61st Annual Meeting of the Association for Computational Linguistics (Volume 1: Long Papers)*, Anna Rogers, Jordan Boyd-Graber, and Naoaki Okazaki (Eds.). Association for Computational Linguistics, Toronto, Canada, 5591–5606. <https://doi.org/10.18653/v1/2023.acl-long.307>
- [24] Vladimir Karpukhin, Barlas Oguz, Sewon Min, Patrick Lewis, Ledell Wu, Sergey Edunov, Danqi Chen, and Wen-tau Yih. 2020. Dense Passage Retrieval for Open-Domain Question Answering. In *Proceedings of the 2020 Conference on Empirical Methods in Natural Language Processing (EMNLP)*, Bonnie Webber, Trevor Cohn, Yulan He, and Yang Liu (Eds.). Association for Computational Linguistics, Online, 6769–6781. <https://doi.org/10.18653/v1/2020.emnlp-main.550>
- [25] Tom Kwiatkowski, Jennimaria Palomaki, Olivia Redfield, Michael Collins, Ankur Parikh, Chris Alberti, Danielle Epstein, Illia Polosukhin, Jacob Devlin, Kenton Lee, Kristina Toutanova, Llion Jones, Matthew Kelcey, Ming-Wei Chang, Andrew M. Dai, Jakob Uszkoreit, Quoc Le, and Slav Petrov. 2019. Natural Questions: A Benchmark for Question Answering Research. *Transactions of the Association for Computational Linguistics* 7 (2019), 452–466. https://doi.org/10.1162/tacl_a_00276
- [26] Timotej Lazar, Martin Možina, and Ivan Bratko. 2017. Automatic Extraction of AST Patterns for Debugging Student Programs. In *Artificial Intelligence in Education*, Elisabeth André, Ryan Baker, Xiangen Hu, Ma. Mercedes T. Rodrigo, and Benedict du Boulay (Eds.). Springer International Publishing, Cham, 162–174.
- [27] V.C.S. Lee, Y.T. Yu, C.M. Tang, T.L. Wong, and C.K. Poon. 2018. ViDA: A virtual debugging advisor for supporting learning in computer programming courses. *Journal of Computer Assisted Learning* 34, 3 (2018), 243–258. <https://doi.org/10.1111/jcal.12238> <https://onlinelibrary.wiley.com/doi/pdf/10.1111/jcal.12238>
- [28] Xin Li and Dan Roth. 2002. Learning Question Classifiers. In *COLING 2002: The 19th International Conference on Computational Linguistics*. <https://aclanthology.org/C02-1150>
- [29] Jimmy Lin, Xueguang Ma, Sheng-Chieh Lin, Jheng-Hong Yang, Ronak Pradeep, and Rodrigo Nogueira. 2021. Pyserini: A Python Toolkit for Reproducible Information Retrieval Research with Sparse and Dense Representations. In *Proceedings of the 44th International ACM SIGIR Conference on Research and Development in Information Retrieval* (<conf-loc>, <city>Virtual Event</city>, <country>Canada</country>, </conf-loc>) (SIGIR '21). Association for Computing Machinery, New York, NY, USA, 2356–2362. <https://doi.org/10.1145/3404835.3463238>
- [30] Yinhan Liu, Myle Ott, Naman Goyal, Jingfei Du, Mandar Joshi, Danqi Chen, Omer Levy, Mike Lewis, Luke Zettlemoyer, and Veselin Stoyanov. 2019. Roberta: A robustly optimized bert pretraining approach. *arXiv preprint arXiv:1907.11692* (2019).
- [31] Zefang Liu. 2023. SecQA: A Concise Question-Answering Dataset for Evaluating Large Language Models in Computer Security. *arXiv preprint arXiv:2312.15838* (2023).
- [32] Alex Mallen, Akari Asai, Victor Zhong, Rajarshi Das, Daniel Khashabi, and Hannaneh Hajishirzi. 2023. When Not to Trust Language Models: Investigating Effectiveness of Parametric and Non-Parametric Memories. In *Proceedings of the 61st Annual Meeting of the Association for Computational Linguistics (Volume 1: Long Papers)*, Anna Rogers, Jordan Boyd-Graber, and Naoaki Okazaki (Eds.). Association for Computational Linguistics, Toronto, Canada, 9802–9822. <https://doi.org/10.18653/v1/2023.acl-long.546>
- [33] Victor J. Marin, Tobin Pereira, Srinivas Sridharan, and Carlos R. Rivero. 2017. Automated Personalized Feedback in Introductory Java Programming MOOCs. In *2017 IEEE 33rd International Conference on Data Engineering (ICDE)*. 1259–1270. <https://doi.org/10.1109/ICDE.2017.169>
- [34] Matej Martinc, Senja Pollak, and Marko Robnik-Šikonja. 2021. Supervised and unsupervised neural approaches to text readability. *Computational Linguistics* 47, 1 (2021), 141–179.

- [35] Vaibhav Mavi, Anubhav Jangra, and Adam Jatowt. 2022. A Survey on Multi-hop Question Answering and Generation. *arXiv e-prints* (2022), arXiv–2204.
- [36] Jessica McBroom, Irena Koprinska, and Kalina Yacef. 2021. A Survey of Automated Programming Hint Generation: The HINTS Framework. *ACM Comput. Surv.* 54, 8, Article 172 (oct 2021), 27 pages. <https://doi.org/10.1145/3469885>
- [37] Khalid Nassiri and Moulay Akhloufi. 2023. Transformer models used for text-based question answering systems. *Applied Intelligence* 53, 9 (01 May 2023), 10602–10635. <https://doi.org/10.1007/s10489-022-04052-8>
- [38] Florian Obermüller, Ute Heuer, and Gordon Fraser. 2021. Guiding Next-Step Hint Generation Using Automated Tests. In *Proceedings of the 26th ACM Conference on Innovation and Technology in Computer Science Education V. 1* (Virtual Event, Germany) (ITI/CSE '21). Association for Computing Machinery, New York, NY, USA, 220–226. <https://doi.org/10.1145/3430665.3456344>
- [39] Ankit Pal, Logesh Kumar Umapathi, and Malaikannan Sankarasubbu. 2022. MedMQA: A Large-scale Multi-Subject Multi-Choice Dataset for Medical domain Question Answering. In *Proceedings of the Conference on Health, Inference, and Learning (Proceedings of Machine Learning Research, Vol. 174)*, Gerardo Flores, George H Chen, Tom Pollard, Joyce C Ho, and Tristan Naumann (Eds.). PMLR, 248–260. <https://proceedings.mlr.press/v174/pal22a.html>
- [40] Guangyuan Piao. 2021. Scholarly Text Classification with Sentence BERT and Entity Embeddings. In *Trends and Applications in Knowledge Discovery and Data Mining*, Manish Gupta and Ganesh Ramakrishnan (Eds.). Springer International Publishing, Cham, 79–87.
- [41] Chris Piech, Mehran Sahami, Jonathan Huang, and Leonidas Guibas. 2015. Autonomously Generating Hints by Inferring Problem Solving Policies. In *Proceedings of the Second (2015) ACM Conference on Learning @ Scale* (Vancouver, BC, Canada) (L@S '15). Association for Computing Machinery, New York, NY, USA, 195–204. <https://doi.org/10.1145/2724660.2724668>
- [42] Rajpurkar Pranav, Jia Robin, and Liang Percy. 2018. Know What You Don't Know: Unanswerable Questions for SQuAD. *Proceedings of the 56th Annual Meeting of the Association for Computational Linguistics (Volume 2: Short Papers)* (2018). <https://doi.org/10.18653/v1/p18-2124>
- [43] Archiki Prasad, Trung Bui, Seunghyun Yoon, Hanieh Deilamsalehy, Franck Deroncourt, and Mohit Bansal. 2023. MeetingQA: Extractive Question-Answering on Meeting Transcripts. In *Proceedings of the 61st Annual Meeting of the Association for Computational Linguistics (Volume 1: Long Papers)*, Anna Rogers, Jordan Boyd-Graber, and Naoki Okazaki (Eds.). Association for Computational Linguistics, Toronto, Canada, 15000–15025. <https://doi.org/10.18653/v1/2023.acl-long.837>
- [44] Thomas Price, Rui Zhi, and Tiffany Barnes. 2017. Evaluation of a Data-Driven Feedback Algorithm for Open-Ended Programming. *International Educational Data Mining Society* (2017).
- [45] Thomas W. Price, Yihuan Dong, Rui Zhi, Benjamin Paaßen, Nicholas Lytle, Veronica Cateté, and Tiffany Barnes. 2019. A Comparison of the Quality of Data-Driven Programming Hint Generation Algorithms. *International Journal of Artificial Intelligence in Education* 29, 3 (01 Aug 2019), 368–395. <https://doi.org/10.1007/s40593-019-00177-z>
- [46] Sahana Rammnath, Preksha Nema, Deep Sahni, and Mitesh M. Khapra. 2020. Towards Interpreting BERT for Reading Comprehension Based QA. In *Proceedings of the 2020 Conference on Empirical Methods in Natural Language Processing (EMNLP)*, Bonnie Webber, Trevor Cohn, Yulan He, and Yang Liu (Eds.). Association for Computational Linguistics, Online, 3236–3242. <https://doi.org/10.18653/v1/2020.emnlp-main.261>
- [47] Nils Reimers and Iryna Gurevych. 2019. Sentence-BERT: Sentence Embeddings using Siamese BERT-Networks. In *Proceedings of the 2019 Conference on Empirical Methods in Natural Language Processing*. Association for Computational Linguistics. <https://arxiv.org/abs/1908.10084>
- [48] Kelly Rivers. 2017. Automated Data-Driven Hint Generation for Learning Programming. (7 2017). <https://doi.org/10.1184/R1/6714911.v1>
- [49] Kelly Rivers, Erik Harpstead, and Ken Koedinger. 2016. Learning Curve Analysis for Programming: Which Concepts do Students Struggle With?. In *Proceedings of the 2016 ACM Conference on International Computing Education Research* (Melbourne, VIC, Australia) (ICER '16). Association for Computing Machinery, New York, NY, USA, 143–151. <https://doi.org/10.1145/2960310.2960333>
- [50] Anna Rogers, Matt Gardner, and Isabelle Augenstein. 2023. QA Dataset Explosion: A Taxonomy of NLP Resources for Question Answering and Reading Comprehension. *ACM Comput. Surv.* 55, 10, Article 197 (feb 2023), 45 pages. <https://doi.org/10.1145/3560260>
- [51] Jianlin Su, Murtadha Ahmed, Yu Lu, Shengfeng Pan, Wen Bo, and Yunfeng Liu. 2024. RoFormer: Enhanced transformer with Rotary Position Embedding. *Neuro-computing* 568 (2024), 127063. <https://doi.org/10.1016/j.neucom.2023.127063>
- [52] Hong Sun, Xue Li, Yinchuan Xu, Youkow Homma, Qi Cao, Min Wu, Jian Jiao, and Denis Charles. 2023. Autohint: Automatic prompt optimization with hint generation. *arXiv preprint arXiv:2307.07415* (2023).
- [53] Gemini Team, Rohan Anil, Sebastian Borgeaud, Yonghui Wu, Jean-Baptiste Alayrac, Jiahui Yu, Radu Soricut, Johan Schalkwyk, Andrew M Dai, Anja Hauth, et al. 2023. Gemini: a family of highly capable multimodal models. *arXiv preprint arXiv:2312.11805* (2023).
- [54] Ryan Tolboom. 2023. Computer Systems Security.
- [55] Yongqi Tong, Yifan Wang, Dawei Li, Sizhe Wang, Zi Lin, Simeng Han, and Jingbo Shang. 2023. Eliminating Reasoning via Inferring with Planning: A New Framework to Guide LLMs' Non-linear Thinking. *arXiv preprint arXiv:2310.12342* (2023).
- [56] Hugo Touvron, Louis Martin, Kevin Stone, Peter Albert, Amjad Almahairi, Yasmine Babaei, Nikolay Bashlykov, Soumya Batra, Prajwal Bhargava, Shriti Bhosale, et al. 2023. Llama 2: Open foundation and fine-tuned chat models. *arXiv preprint arXiv:2307.09288* (2023).
- [57] Ellen L. Usher and Frank Pajares. 2006. Sources of academic and self-regulatory efficacy beliefs of entering middle school students. *Contemporary Educational Psychology* 31, 2 (2006), 125–141. <https://doi.org/10.1016/j.jedpsych.2005.03.002>
- [58] Jiejin Wang, Adam Jatowt, and Masatoshi Yoshikawa. 2022. ArchivalQA: A Large-scale Benchmark Dataset for Open-Domain Question Answering over Historical News Collections. In *Proceedings of the 45th International ACM SIGIR Conference on Research and Development in Information Retrieval* (Madrid, Spain) (SIGIR '22). Association for Computing Machinery, New York, NY, USA, 3025–3035. <https://doi.org/10.1145/3477495.3531734>
- [59] Liang Wang, Nan Yang, and Furu Wei. 2023. Query2doc: Query Expansion with Large Language Models. In *Proceedings of the 2023 Conference on Empirical Methods in Natural Language Processing*, Houda Bouamor, Juan Pino, and Kalika Bali (Eds.). Association for Computational Linguistics, Singapore, 9414–9423. <https://doi.org/10.18653/v1/2023.emnlp-main.585>
- [60] Luqi Wang, Kaiwen Zheng, Liyin Qian, and Sheng Li. 2022. A Survey of Extractive Question Answering. In *2022 International Conference on High Performance Big Data and Intelligent Systems (HDIS)*, 147–153. <https://doi.org/10.1109/HDIS56859.2022.9991478>
- [61] Dewey Lonzo Whaley III. 2005. *The interquartile range: Theory and estimation*. Ph.D. Dissertation. East Tennessee State University.
- [62] BigScience Workshop, Teven Le Scao, Angela Fan, Christopher Akiki, Ellie Pavlick, Suzana Ilić, Daniel Hesslow, Roman Castagné, Alexandra Sasha Luccioni, François Yvon, et al. 2022. Bloom: A 176b-parameter open-access multilingual language model. *arXiv preprint arXiv:2211.05100* (2022).
- [63] Can Xu, Qingfeng Sun, Kai Zheng, Xiubo Geng, Pu Zhao, Jiazhan Feng, Chongyang Tao, and Daxin Jiang. 2023. Wizardlm: Empowering large language models to follow complex instructions. *arXiv preprint arXiv:2304.12244* (2023).
- [64] Puning Yu and Yunyi Liu. 2021. Roberta-based Encoder-decoder Model for Question Answering System. In *2021 International Conference on Intelligent Computing, Automation and Applications (ICAA)*, 344–349. <https://doi.org/10.1109/ICAA53760.2021.00070>
- [65] Wenhao Yu, Dan Iter, Shuohang Wang, Yichong Xu, Mingxuan Ju, Soumya Sanyal, Chenguang Zhu, Michael Zeng, and Meng Jiang. 2023. Generate rather than Retrieve: Large Language Models are Strong Context Generators. In *The Eleventh International Conference on Learning Representations*. <https://openreview.net/forum?id=fB0hRu9GZUS>
- [66] Manzil Zaheer, Guru Guruganesh, Kumar Avinava Dubey, Joshua Ainslie, Chris Alberti, Santiago Ontanon, Philip Pham, Anirudh Ravula, Qifan Wang, Li Yang, and Amr Ahmed. 2020. Big Bird: Transformers for Longer Sequences. In *Advances in Neural Information Processing Systems*, H. Larochelle, M. Ranzato, R. Hadsell, M.F. Balcan, and H. Lin (Eds.), Vol. 33. Curran Associates, Inc., 17283–17297. https://proceedings.neurips.cc/paper_files/paper/2020/file/c8512d142a2d849725f31a9a7a361ab9-Paper.pdf
- [67] Tianyi Zhang*, Varsha Kishore*, Felix Wu*, Kilian Q. Weinberger, and Yoav Artzi. 2020. BERTScore: Evaluating Text Generation with BERT. In *International Conference on Learning Representations*. <https://openreview.net/forum?id=SkeHuCVFDr>
- [68] Haoxi Zhong, Chaojun Xiao, Cunchao Tu, Tianyang Zhang, Zhiyuan Liu, and Maosong Sun. 2020. JEC-QA: A Legal-Domain Question Answering Dataset. *Proceedings of the AAAI Conference on Artificial Intelligence* 34, 05 (Apr. 2020), 9701–9708. <https://doi.org/10.1609/aaai.v34i05.6519>