

# Hatred Stems from Ignorance! Distillation of the Persuasion Modes in Countering Conversational Hate Speech

Ghadi Alyahya, Abeer Aldayel

King Saud University, College of Computer and Information Sciences  
Information Technology Department  
442202932@student.ksu.edu.sa, aabeer@ksu.edu.sa

## Abstract

Examining the factors that the counter-speech uses is at the core of understanding the optimal methods for confronting hate speech online. Various studies assess the emotional base factor used in counter speech, such as emotion-empathy, offensiveness, and level of hostility. To better understand the counter-speech used in conversational interactions, this study distills persuasion modes into reason, emotion, and credibility and then evaluates their use in two types of conversation interactions: closed (multi-turn) and open (single-turn) conversation interactions concerning racism, sexism, and religion. The evaluation covers the distinct behaviors of human versus generated counter-speech. We also assess the interplay between the replies' stance and each mode of persuasion in the counter-speech. Notably, we observe nuanced differences in the counter-speech persuasion modes for open and closed interactions—especially on the topic level—with a general tendency to use reason as a persuasion mode to express the counterpoint to hate comments. The generated counter-speech tends to exhibit an emotional persuasion mode, while human counters lean towards using reasoning. Furthermore, our study shows that reason as a persuasion mode tends to obtain more supportive replies than do other persuasion types. The findings highlight the potential of incorporating persuasion modes into studies about countering hate speech, as these modes can serve as an optimal means of explainability and paves the way for the further adoption of the reply's stance and the role it plays in assessing what comprises the optimal counter-speech.

## 1 Introduction

Counter-speech is a strategy that is commonly adopted to combat online hate speech (Parker and Ruths 2023). The dependency on counter-speech as a main component to confront hate has been further intensified by the prevalence of online conversation-based platforms (Caldevilla-Domínguez, Barrientos-Báez, and Padilla-Castillo 2023), specifically either multi-turn conversation platforms (chat systems that provide closed interactions between two users, closed (multi-turn)) or

single-turn conversation platforms (e.g., social media platforms, where many users can be involved in a conversation in an open interaction setting, open (single-turn)). Multiple studies have begun directing attention to adopting counter-speech strategies to halt the spread of hate and alleviate the effects of blocking or deleting the content on freedom of speech (Gagliardone et al. 2015; Myers West 2018; Garland et al. 2020).

However, counter-speech still faces multifaceted challenges from a dependency on the content dynamics and the toll of the interactions' type closed or open (Catherine 2022). The challenges intensify with the recent adoption of machine-generated counter-speech to limit human moderation costs (Ashida and Komachi 2022). Most previous studies address the dynamics of the counter-speech contents by analyzing emotion-based aspects of words' connotations, such as sentiment (Brassard-Gourdeau and Khoury 2019; Garland et al. 2020) or empathy (Hangartner et al. 2021; Lahnama et al. 2022). Similarly, current studies have begun investigating content dynamics in the context of machine-generated and human-based narratives. For instance, (Bonaldi et al. 2022; Sen et al. 2023) compare human-based generated and machine-generated counter-speech. Still, current attempts to distill the non-emotional aspects of counter-speech are minimal. They typically analyze one target type of argument strategy, such as stereotype-targeted strategies (Mun et al. 2023), with a limited focus on one interaction type and ignore the replies to the counter-speech (Mathew et al. 2019).

The persuasion mode is a communication method involving multiple parties who exchange various arguments to persuade the other participants of the merits of a different perspective in an attempt to strengthen their convictions (Barden and Petty 2012; Dutta, Das, and Chakraborty 2020). **To define the set of persuasion modes for the analysis, we use the conceptual aspects of a persuasive argument based on the rhetorical appeals of persuasion theory, which categorizes argumentative building blocks into logos (reason), pathos (emotion), and ethos (credibility) (Lukin et al. 2017; Cope and Sandys 2010).** Counter-speech is a direct response to hate speech and a form of intervention that confronts

the hateful content and disproves the argument to prove the counterpoint (Schmuck 2024; Gagliardone et al. 2015). We hypothesize that persuasion mode may appear in counter- and hate-speech contexts, as people confronting hateful arguments tend to use persuasive appeals to convince others with their counterpoints.

In this study, we distill the persuasion modes used in counter-speech, focusing on two main dimensions: interaction type and context-based behaviors (human-based or machine-generated contexts). Particularly, this study analyzes the persuasion modes used in counter-speech and analyzes their interplay with hate speech in conversations.

Our research questions are as follows:

- (RQ1): How effective are the persuasion modes in identifying counter-speech across domains (topics) and interaction types?
- (RQ2): Does the persuasion mode used in counter-speech vary by interaction type and the behavior of the machine-generated and human-based conversation content?
- (RQ3): To what extent do counter-speech persuasion modes drive the follow-up replies in conversations?

We perform experiments using a subset of two multi-turn, conversation-based counter-speech datasets (DialogConan, Bonaldi et al. 2022), which contains approximately 8,000 multi-turn (closed interaction) conversations between two users and 1,500 single-turn (ContextCounter, Albanyan, Hassan, and Blanco 2023)  $X$  posts demonstrating open interactions among many users<sup>1</sup>. The persuasion mode annotations were conducted for each turn in the conversation for both hate- and counter-speech. We extend the experiment by detailing the type of persuasion mode used to express counter-speech as narrated by humans compared to the generative model. We also investigate the context of the replies to the counter-speech as another discourse level that might serve as a proxy for understanding the persuasion mode’s dimensionality and inferring the reflection of the counter-narratives confronting the hate in these conversations.

This paper’s specific contributions include the following:

- We provide a coarse-grain examination of the persuasion modes for hate- and counter-speech, based on emotion, reason, and credibility.
- We empirically demonstrate the efficacy of incorporating the persuasion mode in detecting hate- and counter-speech for closed (multi-turn) and open (single-turn) conversational interactions.

<sup>1</sup>Throughout the paper we use the terminology closed (multi-turn) to indicate the closed conversations’ interactions that contain multi-turns between two users, such as chat online systems. We use open (single-turn) to indicate open conversations’ interactions that contain a single turn with many user interactions, such as social media platforms.

- We assess the persuasion modes in machine-generated counter-speech. Considering the current tendency of current studies to adopt machine-generated counter-speech to mitigate the hate in the conversation systems (Ashida and Komachi 2022), we further analyze the persuasion modes by comparing human-based and machine-generated counter-speech to highlight effective counter-speech strategies for various domains.
- We leverage the distinct features of single-turn conversations (open interactions) created by allowing multiple users to interact with counter-speech to extend the analyses and evaluate the extent to which replies support counter-speech. We do so by disentangling the following four types of follow-up replies: supporting the counter-speech, opposing the counter-speech, supporting the counter-speech with additional context, and opposing the counter-speech with hateful content.

This work provides general insights into how the three persuasion modes (emotion, reason, and credibility) function as proxies to mitigate hate using counter-speech, with the aim of increasing the focus on persuasion mode computational modeling and its potential to disentangle counter-speech’s effectiveness in hateful conversations.

## 2 Previous Work

Counter-speech in hateful conversations is an argumentative appeal that attempts to challenge and contrast the hateful point (Gagliardone et al. 2015). There have been attempts to study counter-speech by aspects of the content or conversation behaviors (human-based versus machine-generated). In this section, we detail related works by the type of content aspect they explored. Aspect refers to the core component of the counter-speech that the study investigated, which can be further categorized as emotion-based and non-emotion-based. Next, we discuss recent persuasion identification work and list the common techniques used in the field.

### 2.1 Counter-speech Aspects

**Previous studies have thoroughly investigated the emotion-based aspects of counter speech.** This is partly due to the ubiquity of the connotation-based tool that facilitates the word connotation analysis. The study by (Hangartner et al. 2021) shows that using empathy as a shaming technique in counter-speech causes hateful commenters to delete their posts. This work analyzes approximately 1,350  $X$  (formerly Twitter) users and shows that empathy-based counter-speech increases the retrospective deletion of hateful comments. Similarly, the work by (Lahnala et al. 2022) thoroughly examines using empathy as a proxy for mitigating toxicity and shows a distinction between emotional and cognitive empathy. This finding shows that empathy’s cognitive components significantly outperform its emotional components in toxicity mitigation.

Sentiment is widely employed as a proxy for identifying hateful comments. For instance, the work by (Brassard-Gourdeau and Khoury 2019) uses sentiment detection to recognize toxic and subversive online comments. Another work by (Yu, Blanco, and Hong 2022) studies contents’ sentiments and sarcasm as figurative language using six pairs of parent and target Reddit comments. The author then evaluates the text polarity’s effectiveness and figurative language in identifying hate- and counter-speech. In their work, they find that counter-speech contains fewer negative and disgusting words than hateful comments.

Conversely, there have also been attempts to study the **non-emotion-based aspects of counter-speech**. In this setting, the content’s behavior and social-linguistic features are the main aspects of the counter-speech analysis. For instance, the work by (Mun et al. 2023) analyzes strategies used in the counter speech to dispel the underlying inaccurate stereotypes implied by hateful comments. Their work analyzed the following six psychological strategies: alternate groups, external factors, alternate qualities, counterexamples, broadening, and general denouncing. They used 1.8 posts from the CONAN dataset and approximately 6,000 Reddit posts to evaluate human preferences for these strategies in human-written and machine-generated settings. Their findings show that human-written countering strategies are specific to the implied stereotype, whereas machine-generated counter-speech uses general strategies. A study by (Mathew et al. 2019) defined counter-speech types based on the strategy users employed: presenting fact, warning of offline or online consequences, humor, and hostility. In their study they analyzed 13,000 YouTube comments and found that "hostile language" is the major strategy in most instances of counter-speech .

## 2.2 Content Dynamics and Interaction Types

Recent works explored **generative counter-speech** using the instruction-based model LLM to mitigate hate speech. For instance, the work by (Sen et al. 2023) introduces a semi-automated generation mechanism using GPT2, GPT-3.5, and flanT5 to produce counter-speech to combat hateful comments, specifically targeting sexism and general hate. A work by (Agarwal, Chen, and Sastry 2023) uses Llama2 and GPT-3.5 to rephrase hateful comments and mitigate the messages’ offensiveness. However, researchers have also begun evaluating the effectiveness of off-the-shelf, black-box hate speech detection models. For instance, (Pozzobon et al. 2023)’s work describes the difficulties with utilizing black-box APIs for the evaluation of toxicity in research. Black-box APIs are software tools that provide access to pre-trained models without revealing their internal operations. APIs facilitate advanced model use, but they introduce significant challenges, including the lack of transparency in the models’ decision-making processes. Validating a model’s result can be difficult without a

thorough understanding of how the model made its predictions.

## 2.3 Persuasion Techniques in Conversations

Persuasion is a communication method that attempts to influence or convince others of a specific action or conclusion on an issue (Dutta, Das, and Chakraborty 2020). Persuasion has been incorporated into different conversation-based processing and has been used in arguments with counter-narrative speech to influence speakers (Wright et al. 2017). However, persuasion is primarily used in fake news detection to identify conversation amplifications (Orrù et al. 2022).

The work by (Pauli, Derczynski, and Assent 2022) models persuasion by using rhetorical appeals to find undesired persuasion in the speed of misinformation . Aristotle defined rhetoric as the study of persuading or influencing others through speech or writing utilizing the three types of appeals: logos, ethos, and pathos (Rapp 2023; Cope and Sandys 2010). Ethos is the process of persuading people using a speaker’s credibility, while pathos persuades using the listener’s emotion and logos persuades using an argument’s validity. The study findings demonstrated that rhetorical appeal misuse is prevalent in misinformation.

Persuasive language plays a key role in aspects of human conversation. Yet, little empirical evidence about modeling persuasive language in hateful conversations exists. This study assesses the incorporation of persuasion as a factor for hate speech detection and examines the interplay with counter-narratives.

| Closed (multi-turn) |       |       |       |
|---------------------|-------|-------|-------|
| Topic               | HS    | CS    | Total |
| Racism              | 1,480 | 1,477 | 2,957 |
| Sexism              | 1,390 | 1,391 | 2,781 |
| Religion            | 1,437 | 1,437 | 2,874 |
|                     |       |       | 8,612 |
| Open (single-turn)  |       |       |       |
| Topic               | HS    | CS    | Total |
| Racism              | 211   | 297   | 508   |
| Sexism              | 221   | 328   | 549   |
| Religion            | 125   | 154   | 279   |
| Other               | 108   | 143   | 251   |
|                     |       |       | 1,587 |

Table 1: Distribution of hate speech (HS) and counter-speech (CS) for the ContextCounter [Open (single-turn)] and DialogConan [Closed (multi-turn)] datasets.

## 3 Experimental Setup

### 3.1 Counter-speech Baseline Datasets

To conduct our experiment, we selected two recent and well-known counter-speech datasets. For the closed (multi-turn) dataset, we used (DialogConan, Bonaldi et al. 2022), which contains approximately 3,000 unique

|        | Model   | Method   | Sexism |      |      | Racism |      |      | Religion |      |      | Overall<br>F1    |
|--------|---------|----------|--------|------|------|--------|------|------|----------|------|------|------------------|
|        |         |          | P      | R    | F1   | P      | R    | F1   | P        | R    | F1   |                  |
| closed | Llama-2 | txt      | 0.96   | 0.96 | 0.96 | 0.96   | 0.95 | 0.95 | 0.90     | 0.88 | 0.88 | 0.93             |
|        |         | txt + pr | 0.95   | 0.95 | 0.95 | 0.95   | 0.95 | 0.95 | 0.94     | 0.94 | 0.94 | <b>0.95</b> **** |
|        | BERT    | txt      | 0.95   | 0.95 | 0.95 | 0.96   | 0.96 | 0.96 | 0.95     | 0.95 | 0.95 | <b>0.95</b>      |
|        |         | txt + pr | 0.95   | 0.95 | 0.95 | 0.97   | 0.96 | 0.96 | 0.95     | 0.95 | 0.95 | <b>0.95</b>      |
|        | Bilstm  | txt      | 0.87   | 0.87 | 0.86 | 0.90   | 0.90 | 0.90 | 0.88     | 0.88 | 0.88 | 0.88             |
|        |         | txt + pr | 0.88   | 0.88 | 0.88 | 0.91   | 0.91 | 0.91 | 0.88     | 0.88 | 0.88 | <b>0.89</b> **** |
|        | SVM     | txt      | 0.92   | 0.92 | 0.92 | 0.94   | 0.94 | 0.94 | 0.90     | 0.90 | 0.90 | 0.92             |
|        |         | txt + pr | 0.93   | 0.93 | 0.93 | 0.93   | 0.93 | 0.93 | 0.92     | 0.92 | 0.92 | <b>0.93</b>      |
| Open   | Llama-2 | txt      | 0.70   | 0.51 | 0.30 | 0.78   | 0.76 | 0.77 | 0.70     | 0.61 | 0.53 | 0.57             |
|        |         | txt + pr | 0.70   | 0.71 | 0.69 | 0.30   | 0.29 | 0.37 | 0.22     | 0.48 | 0.31 | <b>0.59</b> **** |
|        | BERT    | txt      | 0.87   | 0.89 | 0.87 | 0.89   | 0.88 | 0.88 | 0.80     | 0.80 | 0.80 | <b>0.86</b>      |
|        |         | txt + pr | 0.91   | 0.91 | 0.91 | 0.81   | 0.81 | 0.81 | 0.72     | 0.71 | 0.69 | 0.83             |
|        | Bilstm  | txt      | 0.79   | 0.78 | 0.78 | 0.77   | 0.70 | 0.71 | 0.80     | 0.71 | 0.70 | <b>0.76</b>      |
|        |         | txt + pr | 0.81   | 0.76 | 0.77 | 0.80   | 0.79 | 0.80 | 0.68     | 0.68 | 0.68 | <b>0.76</b> **   |
|        | SVM     | txt      | 0.89   | 0.82 | 0.83 | 0.83   | 0.79 | 0.80 | 0.83     | 0.76 | 0.76 | 0.81             |
|        |         | txt + pr | 0.90   | 0.86 | 0.87 | 0.87   | 0.85 | 0.85 | 0.87     | 0.84 | 0.84 | <b>0.86</b> ***  |

Table 2: Performance (Binary F1) of training four models on two datasets closed (multi-turn) and open (single-turn). Using two settings, training on text only (txt), and training on text along with persuasion category (txt+pr). We report the precision (P) and recall (R) along with F1 scores per topic and the averaged macro F1 overall the topics. The bold scores indicates the best macro F1 average for each model set (txt and text+pr). McNemar’s significant test, \*\* ( $p < .01$ ), \*\*\* ( $p < .001$ ), and \*\*\*\* ( $p < .0001$ )

dialogues between two users and nearly 16,000 turns of conversation covering different topics spanning the following three domains: racism, sexism, and religion. For open (single-turn) interactions, we selected the recently released dataset (ContextCounter, Albanyan, Hassan, and Blanco 2023), which contains 2,000 *X* (formerly *Twitter*) posts demonstrating interactions among many users (open interactions). These datasets provide a solid dialogical data baseline and support our experiment’s aim to investigate the interaction type and context of the reply. ContextCounter is a context-based dataset collected from *X*, a social media platform containing hate speech, counter-speech, and replies to counter-speech. This dataset further focuses on identifying replies’ stances towards and the type of context they add to counter-speech *X* posts. To manage the gold annotations (labels by trained human annotators) costs, we selected half of the dialogues from DialogConan in each topic. Figure 1 illustrates the dataset distribution for each topic of the persuasion modes.

Adhering to the conversational structure observed in multi-turn conversations, where the average length was seven or more turns, the final gold annotation count for single-turn conversations reached 1,500. The multi-turn conversation dataset has several topic categories. We merged the fine-grained topic labels to unify the hate speech labeling process in the closed (multi-turn) conversation dataset (Appendix A).

Meanwhile, the open (single-turn) conversation dataset lacks topic labels, so human annotators labeled the data by conversation topic and persuasion modes (for more detail, see Appendix A). Table 1 illustrates the distribution of the two datasets that we used for our experiments concerning hate speech and counter-speech, spanning the three topics.

**Persuasion Mode Labeling** For each conversation set, two annotators used LabelBox <sup>2</sup> to perform the annotations. The annotators are trained on specific annotation guidelines to define persuasion labels for multi-turn conversations and conversation topic identification for single-turn ones (Appendix B provides further annotation process details). We further examined the annotation quality by using consensus between annotators to measure their level of agreement. The average agreement between the annotators for each topic was 70%, demonstrating optimal annotation quality. **We used the conceptual aspects of persuasive arguments, based on persuasion theory’s rhetorical appeals of ethos, logos, and pathos, to define the persuasion mode labels** (Lukin et al. 2017; Cope and Sandys 2010). This type of labeling provides a method for understanding the high-level modes of persuasion in counter-speech and its interplay with hate speech. Since this study concentrates on the persuasion modes used in counter-speech, we use the coarse-grained persuasion labels rather than the fine-grain strategies. Moreover, current research has begun grouping persuasion strategies by their original conceptual definitions. For example, in the work done by (Pauli, Derczynski, and Assent 2022), they grouped the fake news detection fallacy types into faulty ethos, logos, and pathos appeals. In this study, we implement a high-level persuasion distillation using the coarse-grain persuasion modes to categorize these three persuasion modes as reason (which indicates logos), credibility (which indicates ethos), and emotion (which indicates pathos). In detail, each label is defined as follows:

- Reason. This label indicates logos as a mode of per-

<sup>2</sup><https://labelbox.com/>

suasion. Appeals to the utilization of logic or reasons, for instance, giving related examples or supporting evidence.

- Credibility, this label indicates ethos as a mode of persuasion. Relies on the credibility or authority derived from the speaker’s personal experience.
- Emotion, this label indicates pathos as a mode of persuasion. Evoke emotions and feelings of the audience and put them in a certain mood that appeals to emotions.

### 3.2 Classifying Hate- and Counter-speech Using the Persuasion Modes

There are few studies that tried to detect counter-speech, such as (Garland et al. 2020), due to the complexity of the hate conversation and the thin line between hate speech and counterspeech, as in some cases, hostile and offensive language might be used in the counter-speech (Mathew et al. 2019; Yu, Blanco, and Hong 2022). Thus, to answer RQ1, we design a task to classify a given turn of a conversation as hate speech or counter speech given a persuasion mode. We experimented with the use of various model types, including the baseline model (SVM), (Bilstm), masked language model (BERT), and an instruction tuning model (Llama), on multi-turn and single-turn conversation datasets. A stratified train/validation/test split of 70%/10%/20% was performed for each experiment (Appendix C provides a comprehensive overview of the dataset split details and models’ main hyperparameters). To incorporate the persuasion modes in a binary classification, the persuasion modes were integrated as a categorical feature. For the baseline model (SVM), we use word N-gram and Char N-gram. In Char N-gram, the representation was conducted at the char-

acter level, considering character bigrams of up to 5-grams. In the transformer model, we used bert-based-uncased and structured a multimodal model that combines the categorical features with the textual data from the dataset. First, we created individual multi-layer perceptrons (MLPs) for the categorical features (persuasion modes) and then concatenated them with the transformer output to be processed before the final classifier layer. This method can be represented as  $M = T || MLP(c)$ , where  $M$  refers to the multimodal representation,  $||$  is the concatenation operator,  $T$  is the transformer output, and  $c$  represents the categorical features (persuasion mode). For the Llama model, we incorporated specific settings into the instruction prompt to ensure the model’s awareness of persuasion modes while classifying hate- and counter-speech (Appendix C). The instruction (prompt) tuning and parameter configuration settings in the training process for all models were the same as in the first task (please see Appendix A). We used a Bilstm model with a 64-unit bidirectional LSTM layer. This was followed by a 0.2 dropout rate, 0.2 recurrent dropout rate, and dense layer with sigmoid activation for prediction. We used the BERT-base-uncased model for BERT. The training involved 5 epochs, batch sizes of 16, and a 5e-5 learning rate. The Llama-2-7B training consisted of 20 epochs and a 2e-4 learning rate. The parameter efficient fine-tuning (PEFT) approach was employed to fine-tune a limited number of trainable parameters, reducing computational and storage expenses. For efficient fine-tuning, we used low-rank adaptation (QLoRA) to reduce the LLM memory usage without compromising performance. . The results of training on text only and incorporating persuasion with the text are shown in table 2. Appendix C provides a detailed description of

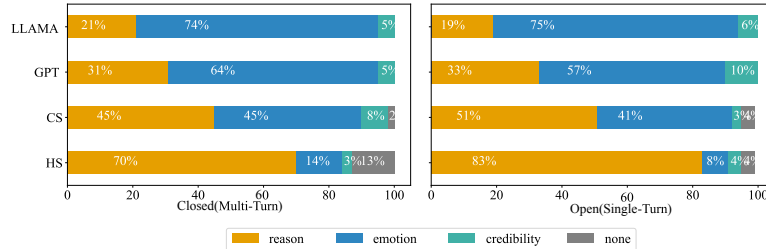


Figure 1: Proportion of persuasion modes (emotion, reason, and credibility) in human hate speech (HS) and counter-speech (CS), and in generated counter-speech (GC) using GPT3 and LLama-2.

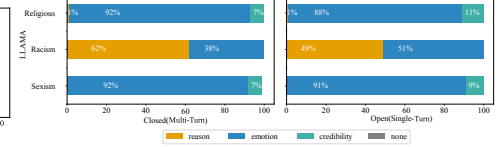
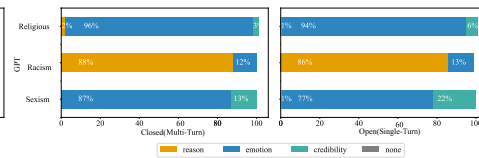
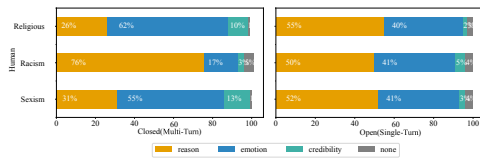


Figure 2: Proportion of persuasion modes in human counter-speech over topic

Figure 3: Proportion of persuasion modes in generated counter-speech (GPT3) over topic

Figure 4: Proportion of persuasion modes in generated counter-speech (LLama-2) over topic

McNemar’s significant text comparing the prediction of the baseline model (txt) with (txt+pr).

| Topic-Type                  | Human-GPT      | Human-LLAMA    |
|-----------------------------|----------------|----------------|
| Religion-Closed(multi-turn) | 1.08e-101 **** | 3.55e-90 ****  |
| Racism-Closed(multi-turn)   | 1.22e-15 ****  | 1.04e-37 ****  |
| Sexism-Closed(multi-turn)   | 5.95e-113 **** | 1.32e-124 **** |
| Religion-Open(single-turn)  | 4.74e-22 ****  | 1.72e-22 ****  |
| Sexism-Open(single-turn)    | 4.81e-40 ****  | 1.88e-38 ****  |
| Racism-Open(single-turn)    | 1.08e-14 ****  | 0.007 ***      |

Table 3: Comparison of generative and human counter-speech. All comparisons are statistically significant ( $p < 1.00$ ), \*\* ( $p < .01$ ), \*\*\* ( $p < .001$ ), and \*\*\*\* ( $p < .0001$ )

### 3.3 Counter-speech Generation

In this study, we evaluate persuasion modes in generative counter-speech and compare them to human persuasion modes to analyze language models’ ability to generate counter-speech. We employed Chat GPT-3 and Llama2 (the most recent instruction-based language models) to generate counter-speech for each hateful comment in multi- and single-turn conversations. Primarily, we use the open-source LLaMA2-chat13B (Touvron et al. 2023) model, which was fine-tuned on the publicly available instruction datasets with 13 billion parameters using the GGML format model (library for machine learning that allows for CPU inferencing). We also used the GPT-3.5-turbo-0613 model accessed via the OpenAI API <sup>3</sup>. We instructed the models using the direct method without few-shot fine-tuning in the counter-speech data since the aim is to assess the persuasion modes those models use (i.e., zero-shot setting with no examples provided). We used the same instructions for the two models to force counter-speech generation. The model GPT-3.5 tends to refuse to generate counter-speech for offensive posts when directly prompted. We used a task-specific prompt that indicated that the model needed to generate a counter-argument and explained the task in the instructions. We used both models’ standard system prompt styles and the same instructions to indicate that the task is to generate counter-speech <sup>4</sup>.

**Generated-counter Labeling** After generating counter-speech for the datasets, a multi-classification approach was applied to the gold persuasion labels to populate the weakly supervised labels of persuasion modes in the generated counter-speech models. This weak labeling approach has been adopted to label the output of the generated text to maintain the annotation cost, especially if the annotation needs to be done for multiple generative model outputs (Sen et al. 2023). More specifically, for persuasion labeling

in the conversations, weak supervision modeling of persuasion has been shown effective in previous studies (Chen and Yang 2021). They used a weakly supervised model that utilizes partially labeled data to predict associated persuasive strategies for each sentence. Thus, to maintain the cost of annotation, in this study, we experimented with different models: Baseline (SVM), Masked Language Model (BERT), and Instruction-tuning model (Llama-2). We train these models to predict the persuasion modes on the gold annotations from the two datasets, closed (multi-turn) and open (single-turn), using the same split of training and testing reported in Appendix C. The result of training the models to predict the persuasion modes and the hyperparameters used for this task were consistent with those employed in the binary classification task (the weak labeling of the generative process has been detailed in Appendix D).

**Validation of Counter Generative Persuasion Labels** We ran both benchmark and human verification validations. **In the benchmark validation**, where the remaining Close(multi-turn) DialogConan dataset that has not been included in our gold annotations has been used to verify the general model behavior. First, we compared the results of predicting the binary classes of hate/counter in the silver (weak label) and gold label benchmarks. We detailed the process in Appendix D and show that the behavior of the models trained on the silver labels is consistent with models trained on gold labels. This consistent pattern across diverse models reinforces the weakly supervised model’s efficacy in predicting the persuasion modes in the generated counters set. **In the human validation**, we manually validated the first 50 examples for each topic. To validate the result of weak supervised labels for the generated counter, we selected 50 generated counters from each topic and generative model and validated the persuasion label. Independent annotator (one of the authors) carried out the validation process through the two datasets, closed (multi-tur) and open(single-turn), to ensure consistency of the labels moderation process. In general, the closed (multi-turn) dataset, the overall error rate is relatively small, about 19% for GPT3 and 12% for Llama2. For the open (single-turn) dataset, the overall error rate is about 22% for GPT3 and 16% for Llama2 (more details in Appendix D).

To conduct our analysis, we investigated the **significance of the comparison** between the persuasion labels of humans and generated a counter using the chi-squared  $X^2$ , as shown in table 3, which shows that all the comparisons are statistically significant.

## 4 Results and Analysis

In this section, we showcase the results of the previous experiments and interpret the findings for each research question. **The interplay of persuasion modes in hate- and counter-speech in each type of conversation interaction, RQ1.** We trained various mod-

<sup>3</sup><https://openai.com/blog/gpt-3-5-turbo-fine-tuning-and-api-updates>

<sup>4</sup>Appendix D provides a sample of the instructions for the zero-shot instruction model to generate counter-speech for hateful posts

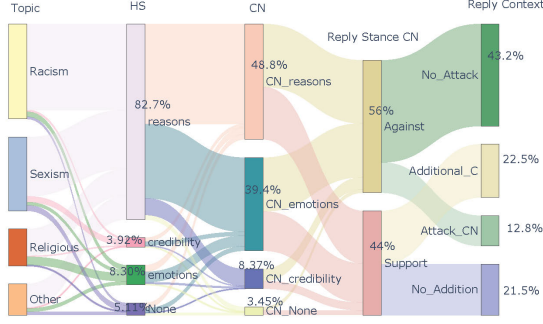


Figure 5: Flow of persuasion modes between hate speech (HS) and counter-narratives (CNs) in single-turn conversations (open interactions)

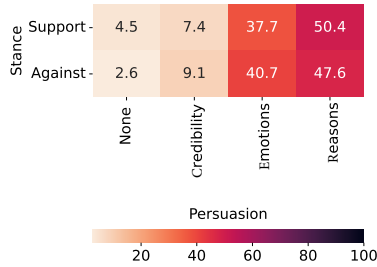


Figure 6: Correlation based on the reply's stance

els to examine the effectiveness of persuasion modes in identifying hate- and counter-speech. Mainly, we evaluated the general capability of the persuasion modes as proxies to predict counter-hate using open (single-turn) and closed (multi-turn) conversation interactions. Table 2 illustrates a slight enhancement in the models' performance when the persuasion modes are incorporated as categorical features. Some models (such as the masked language model BERT) have more resistance and an overall stable performance in closed (multi-turn) interactions, with a small increase in the Racism topic's precision score (approximately a 97% F1 score). The same model behavior can be observed in open (single-turn) interactions, in which BERT performs better when text-only input is used instead of text and persuasion on the overall average macro (F1 score). However, for topics, such as racism, the text and persuasion performance is better, with a 91% F1 score. The text-only F1 score is approximately 87%. This might be partly due to the transformer-based model's data shift effect, as some topics perform better than others. The same behavior can be observed with open (single-turn) interactions in Bilstm, where the performances of the text-only and text+persuasions are stable, with F1 scores of approximately 76%. There is relatively little open interactions

data at the topic level 1. For instance, religion has 279 samples. The prediction score on the religious topic has the lowest F1 performance in Bilstm. This model behavior also can be confirmed with the SVM open interactions performance because it has a better F1 score than instruction-tuning model Llama, with (86% F1). However, in the closed (multi-turn), Bilstm slightly improves when persuasion is incorporated with text, for an F1 score of 89% compared to an F1 score of 88% for using the text alone. The instruction-tuning model's (Llama-2) performance is enhanced when persuasion modes are incorporated as a feature, as a few examples in the instruction fine-tuning show (an F1 score of 95% in close (multi-turn)). This can also be seen in the open (single-turn) dataset with Llama-2, which improved when using text and persuasion (59% F1) compared to the text alone (57% F1).

### Persuasion mode variations expressed in generated and human counter-speech, RQ2.

We analyzed the persuasion mode distribution by conversation interaction type and generative- and human-based counter-speech (please see figure 1). We also used Riveter (Antoniak et al. 2023) to assess the social dynamics of personae in the conversations for each persuasion type (please see figures 7- 12). Overall, generative counter-speech persuades using emotions, while humans persuade using reason. As shown in figure 1, for closed (multi-turn) interactions, the reason persuasion mode comprises approximately 45% of human counter-speech, compared to only 31% and 21% of generative counter-speech (GPT and Llama-2, respectively). Similarly, in open interactions, 51% of human counter-speech uses reason, compared with 33% and 19% in the GPT and Llama-2 generative models, respectively. Looking closely at the topic level, the reason persuasion mode is more often used in racism than in religion and sexism. Emotion, however, is more often used in counter-speech, especially in closed (multi-turn) interactions figure 2. This finding can be further reiterated by reviewing the persona dynamics in the racism topic using Riveter (figure 7 and figure 10). Using reasoning statements that contain "immigration" and "statistics" as entities have more powerful personae scores in this conversation when discussing rationales to support counterpoints in closed (multi-turn) interactions (see figure 7). These personae tend to be fact-based rationales (immigration rules, statistical studies), while persuasion in open (single-turn) interactions tends to use personal characteristics (e.g., skin color). Conversely, in conversations that used emotion-based persuasion, the pronoun 'you' has the highest persona dynamic power score this mode in conversation tends to reflect shameful feelings in the hate speech poster. Interestingly, credibility has a slightly higher presence in human (8%) than in generative (5%) counter-speech (see figure 1). As in closed (multi-turn), human counter-speech supports their argument by using personal stories. For instance, in the religion topic, conversations using the credibility persuasion mode tends to use first-



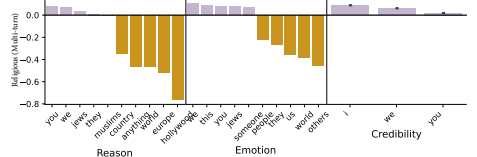
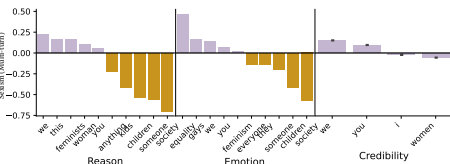
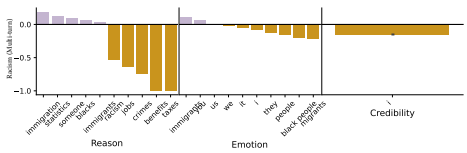


Figure 7: Multi-turn Racism      Figure 8: Multi-turn Sexism      Figure 9: Multi-turn Religious

Entities identified by Riveter and power scores of personas across closed (multi-turn) conversations for three topics

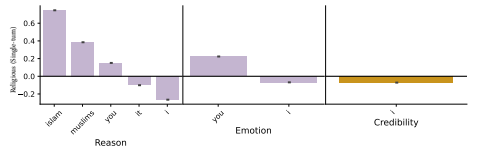
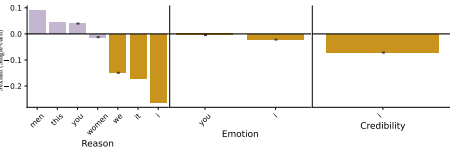
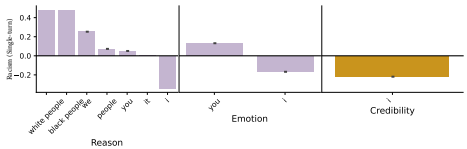


Figure 10: Single-turn Racism      Figure 11: Single-turn Sexism      Figure 12: Single-turn Religious  
Entities identified by Riveter and power scores of personas across open (single-turn) conversations for three topics

person perspective ("I") when telling personal stories (see figure 9). For Religious and sexist topics, conversations often use credibility compared to racism topics, in both human and generated counter-speech.

**The reply’s stance toward counter-speech, RQ3.** The open interaction conversation data has the distinct feature of enabling the broader public (many users) to engage with the post compared to closed interaction conversations in which the dialogue is exclusively between two users (such as on GPT and chat platforms). We use open (single-turn) interaction conversation data to examine the following replies’ stances toward counter speech. In contrast to previous studies, such as (Mathew et al. 2019), which considered the presence of a reply and likes on a post as indicative of counter-speech support, our study implements the nuance of assessing what in counter-speech makes it likely to receive support by focusing on the persuasion mode. Figure 5 illustrates the conversation flow between hate and counter-speech, as well as the stance of the replies the counter-speech receives. The general tendency is for counter-speech to receive replies with stances against it (about 56% of replies). The supportive replies tend to add context to further justify the counterpoint (22.5%). Most of the against replies (43%) do not directly attack the counter-speech; instead, they express a rejection of the counterpoint. We examine the distribution of support and rebuttal stances by persuasion mode in figure 6. There is a noticeable tendency for replies to support counter-speech that uses the reasonpersuasion mode (50.4%), compared to 74% of replies expressing stances against the counter-speech. The replies to counter-speech that used the emotion persuasion mode were 40.7% against, and 37.7% in support.

## 5 Discussion and Implication

We interpret the results of our analysis by first discussing the interplay between persuasion and counter-speech. Next, we clarify the multifaceted impacts of

interaction type and propose possible directions for future work. The results show that the persuasion mode can provide an explainability method to counter-speech studies.

**Conversation type and persuasion modes.** Interaction types of the conversation clearly have nuanced effects on counter-speech’s exhibited persuasion mode. As shown in Figure 1, 51% of the counter-speech examples in open (single-turn) use reason as persuasion mode, while 45% of counter-speech examples in closed (multi-turn) use reason. This might be partly due to the cost of public opinion and the need to appear knowledgeable, which might drive people’s tendency to support their counterpoints with facts and reasoning. By studying the persona’s social dynamic in hate conversations using Riveter (Antoniak et al. 2023), as shown in (Figure 7- 12), we can see this behavior and its high power score towards people of a targeted group (white or black people) and lower power score when using self-reference (I). This persuasion mode tends to focus the conversation on justifying counterpoints to the target group rather than expressing the reason behind the hate and linking it to the self as a valid reason to hate. We also show the effectiveness of using persuasion as a proxy to differentiate counter-speech from hate speech (see Table 2), which highlights the persuasion mode’s ability to serve as an explanation instrument for hate detection model interpretability. Overall, these results offer an overview of counter-speech nuances and the conversation interaction type’s effect on how those confronting hate might incorporate modes of persuasion to express their counterpoint and combat hate.

**Generative counter-speech persuades using emotions, while humans persuade with reason.** Our results show a clear gap in current counter-speech works’ singular focus on emotion-based hate-speech analyses, which further confirms other work’s recent findings (Lahnala et al. 2022). For instance, the work by (Lahnala et al. 2022) highlights the need to look be-



yond emotion, as it shows that cognitive empathy better mitigates hate than emotion-based empathy. Figure 1 shows human-based counter-speech’s clear tendency to use reason to express a counterpoint (over 45%), compared to a mere 19% of generative counter-speech that uses reason. Emotion is the main persuasion mode. Generative counter-speech’s behavior highlights the vicious cycle of training hate speech detection models on emotion-based data and the complexity of incorporating reason as a factor in current generative content. A few recent studies pointed out generative counter-speech’s limitations, such as (Mun et al. 2023; Sen et al. 2023); their conclusion focused on a target-specific strategy and showed a lack of persuasive power in generative counter-speech when compared to human-based counter-speech. Our study’s findings intensify the call for studying counter-speech’s non-emotional factors as a building block of hate mitigation.

#### Conversation structures and reply stance.

Open interaction conversations (such as those on social media) are a means to observe how the public perceives counter-speech from multiple users’ perspectives. Thus, we analyze the follow-up replies to counter-speech and show the stances of the replies toward each type of persuasion mode. The results in figure 5 show that the conversational flow of alternates between counter-speech and reply. Approximately 59% of counter-speech examples received replies with against stances, especially if the examples used the emotional persuasion mode (representing about 40.7% of the against stances, as in figure 6). A reply’s support stance is likely to favor the reason persuasion mode, as represented in about 50.4% of supportive replies. Since this study’s scope is on providing a high-level comparison of the conversation interaction types and persuasion mode, possible future research might incorporate a nuanced analysis of how users perceived counter-speech by specific topic. Recent studies investigated the role of conversation structure in studying hate detection. For instance, the work by (Yi and Zubiaga 2023) surveys session-based cyberbullying and discusses the structure of social media conversations to construct a cyberbullying dataset. In our study shows an empirical investigation that paves the way for future consideration of reply of counter-speech to enhance the interpretation of the counter-speech effective factors. The size of the open (single-turn) has its limitations in this study. We further justify the results using the significant test of comparison to validate the interpretation of comparison between the generated counter and human counter, figure 3. Further, the consistency pattern with most of the multi-turn model behavior in the classification of hate speech and counter-hate alleviates the cost of the limited size of open (single-turn) data in this study.

## 6 Conclusion

In this study, we examined the persuasion modes in two types of conversations: closed (multi-turn) and open (single-turn) interaction. First, we categorize three

types of persuasion in counter-speech: emotion, reason, and credibility. Next, we assess the persuasion modes in generative counter-speech and compare them to human-based counter-speech. Our findings mainly demonstrate that the persuasion modes used in counter-speech are nuanced and noticeably dependent on the conversation topic. Emotion as a persuasion mode is more prevalently used in generative than in human-based counter-speech, which primarily uses reason to defend counterpoints. Reason-based counter-speech tends to obtain more support responses compared to emotion-based counter-speech. Our work notes the potential in incorporating persuasion modes in studies on countering hate speech to serve as explanatory proxies to further enhance the ability to interpret hate speech detection. Current counter-speech studies lack a clear method with which to evaluate what makes counter-speech optimal. The conversation structure in hate speech detection need to consider including the replies’ stances on counter-speech as an analysis factor. This feature has a clear presence in open (single-turn) interactions, in which multiple users can reply to counter-speech. Our work focused on hate speech as a general category. Future research might further evaluate the persuasion modes using more fine-grained base types of hate (e.g., offensiveness, toxicity, or abusiveness). A narrower domain-level counter-speech evaluation could be performed by studying the topic’s social aspects, such as racial discrimination against individuals or groups.

## 7 Ethical Statement

In this study, we extend current research attempts to evaluate the capability of speech in confronting hate. Yet we have cautiously handled the extra annotation layer (persuasion mode) that we added to the existing two released datasets by ensuring the anonymity of the posts using the ID of X posts data. Additionally, we carefully handled the data annotation process by removing any mention of the user account from the open interaction dataset, ContextCounter, (Albanyan, Hassan, and Blanco 2023); we also ensure a fair wage for the annotators by using the label box annotation platform fixed pricing for annotation per hour (as explained in Appendix B). Moreover, we tried to limit the direct report of hate messages as a sample for analysis by using Riveter (Antoniak et al. 2023) to measure the power and dynamics between the social entity of conversation and help with interpreting the narrative of hate and counter-speech.

## References

- Agarwal, V.; Chen, Y.; and Sastry, N. 2023. HateRephrase: Zero- and Few-Shot Reduction of Hate Intensity in Online Posts using Large Language Models.
- Albanyan, A.; Hassan, A.; and Blanco, E. 2023. Not All Counterhate Tweets Elicit the Same Replies: A Fine-Grained Analysis. In *Proceedings of the 12th Joint Conference on Lexical and Computational Semantics*

(\*SEM 2023), 71–88. Toronto, Canada: Association for Computational Linguistics.

Antoniak, M.; Field, A.; Mun, J.; Walsh, M.; Klein, L.; and Sap, M. 2023. Riveter: Measuring Power and Social Dynamics Between Entities. In Bollegala, D.; Huang, R.; and Ritter, A., eds., *Proceedings of the 61st Annual Meeting of the Association for Computational Linguistics (Volume 3: System Demonstrations)*, 377–388. Toronto, Canada: Association for Computational Linguistics.

Ashida, M.; and Komachi, M. 2022. Towards Automatic Generation of Messages Countering Online Hate Speech and Microaggressions. In *Proceedings of the Sixth Workshop on Online Abuse and Harms (WOAH)*, 11–23. Seattle, Washington (Hybrid): Association for Computational Linguistics.

Barden, J.; and Petty, R. E. 2012. Persuasion. In Ramachandran, V. S., ed., *Encyclopedia of Human Behavior (Second Edition)*, 96–102. San Diego: Academic Press, second edition edition.

Bonaldi, H.; Dellantonio, S.; Tekiroglu, S. S.; and Guerini, M. 2022. Human-Machine Collaboration Approaches to Build a Dialogue Dataset for Hate Speech Countering.

Brassard-Gourdeau, E.; and Khoury, R. 2019. Subversive Toxicity Detection using Sentiment Information. In Roberts, S. T.; Tetreault, J.; Prabhakaran, V.; and Waseem, Z., eds., *Proceedings of the Third Workshop on Abusive Language Online*, 1–10. Florence, Italy: Association for Computational Linguistics.

Caldevilla-Domínguez, D.; Barrientos-Báez, A.; and Padilla-Castillo, G. 2023. Dilemmas Between Freedom of Speech and Hate Speech: Russophobia on Facebook and Instagram in the Spanish Media. *Politics and Governance*, 11(2): 147–159.

Catherine, B. 2022. Why They Do It: Counterspeech Theories of Change. *SSRN*.

Chen, J.; and Yang, D. 2021. Weakly-Supervised Hierarchical Models for Predicting Persuasive Strategies in Good-faith Textual Requests.

Cope, E. M.; and Sandys, J. E. 2010. *Aristotle: Rhetoric*. Cambridge University Press.

Dutta, S.; Das, D.; and Chakraborty, T. 2020. Changing views: Persuasion modeling and argument extraction from online discussions. *Inf. Process. Manag.*, 57(2): 102085.

Gagliardone, I.; Gal, D.; Alves, T.; and Martinez, G. 2015. *Countering online hate speech*. UNESCO Publishing.

Garland, J.; Ghazi-Zahedi, K.; Young, J.-G.; Hébert-Dufresne, L.; and Galesic, M. 2020. Countering hate on social media: Large scale classification of hate and counter speech. In Akiwowo, S.; Vidgen, B.; Prabhakaran, V.; and Waseem, Z., eds., *Proceedings of the Fourth Workshop on Online Abuse and Harms*, 102–112. Online: Association for Computational Linguistics.

Hangartner, D.; Gennaro, G.; Alasiri, S.; Bahrich, N.; Bornhoft, A.; Boucher, J.; Demirci, B. B.; Derksen, L.; Hall, A.; Jochum, M.; Munoz, M. M.; Richter, M.; Vogel, F.; Wittwer, S.; Wüthrich, F.; Gilardi, F.; and Donnay, K. 2021. Empathy-based counterspeech can reduce racist hate speech in a social media field experiment. *Proc. Natl. Acad. Sci. U. S. A.*, 118(50).

Lahnala, A.; Welch, C.; Neuendorf, B.; and Flek, L. 2022. Mitigating Toxic Degeneration with Empathetic Data: Exploring the Relationship Between Toxicity and Empathy. In Carpuat, M.; de Marneffe, M.-C.; and Meza Ruiz, I. V., eds., *Proceedings of the 2022 Conference of the North American Chapter of the Association for Computational Linguistics: Human Language Technologies*, 4926–4938. Seattle, United States: Association for Computational Linguistics.

Lukin, S.; Anand, P.; Walker, M.; and Whittaker, S. 2017. Argument strength is in the eye of the beholder: Audience effects in persuasion. In *Proceedings of the 15th Conference of the European Chapter of the Association for Computational Linguistics: Volume 1, Long Papers*. Stroudsburg, PA, USA: Association for Computational Linguistics.

Mathew, B.; Saha, P.; Tharad, H.; Rajgaria, S.; Singhanian, P.; Maity, S. K.; Goyal, P.; and Mukherjee, A. 2019. Thou Shalt Not Hate: Countering Online Hate Speech. *ICWSM*, 13: 369–380.

McNEMAR, Q. 1947. Note on the sampling error of the difference between correlated proportions or percentages. *Psychometrika*, 12(2): 153–157.

Mun, J.; Allaway, E.; Yerukola, A.; Vianna, L.; Leslie, S.-J.; and Sap, M. 2023. Beyond Denouncing Hate: Strategies for Countering Implied Biases and Stereotypes in Language.

Myers West, S. 2018. Censored, suspended, shadow-banned: User interpretations of content moderation on social media platforms. *New Media & Society*, 20(11): 4366–4383.

Orrù, L.; Moro, C.; Cuccarini, M.; Paita, M.; Dalla Riva, M. S.; Bassi, D.; Da San Martino, G.; Navarin, N.; and Turchi, G. P. 2022. Machine Learning and MADIT methodology for the fake news identification: the persuasion index. In *4th International Conference on Advanced Research Methods and Analytics (CARMA 2022)*, 165–172. riunet.upv.es.

Parker, S.; and Ruths, D. 2023. Is hate speech detection the solution the world wants? *Proc. Natl. Acad. Sci. U. S. A.*, 120(10): e2209384120.

Pauli, A.; Derczynski, L.; and Assent, I. 2022. Modelling Persuasion through Misuse of Rhetorical Appeals. In Biester, L.; Demszky, D.; Jin, Z.; Sachan, M.; Tetreault, J.; Wilson, S.; Xiao, L.; and Zhao, J., eds., *Proceedings of the Second Workshop on NLP for Positive Impact (NLP4PI)*, 89–100. Abu Dhabi, United Arab Emirates (Hybrid): Association for Computational Linguistics.

Pozzobon, L.; Ermis, B.; Lewis, P.; and Hooker, S. 2023. On the Challenges of Using Black-Box APIs for Toxic-

ity Evaluation in Research. In Bouamor, H.; Pino, J.; and Bali, K., eds., *Proceedings of the 2023 Conference on Empirical Methods in Natural Language Processing*, 7595–7609. Singapore: Association for Computational Linguistics.

Rapp, C. 2023. *Aristotle’s Rhetoric*. Metaphysics Research Lab, Stanford University, winter 2023 edition.

Schmuck, D. 2024. ‘You Got My Back?’ Severity and Counter-Speech in Online Hate Speech Toward Minority Groups. *Media Psychol.*, 0(0): 1–32.

Sen, I.; Assenmacher, D.; Samory, M.; Augenstein, I.; van der Aalst, W.; and Wagner, C. 2023. People Make Better Edits: Measuring the Efficacy of LLM-Generated Counterfactually Augmented Data for Harmful Language Detection.

Thalken, R.; Stiglitz, E.; Mimno, D.; and Wilkens, M. 2023. Modeling Legal Reasoning: LM Annotation at the Edge of Human Agreement. In Bouamor, H.; Pino, J.; and Bali, K., eds., *Proceedings of the 2023 Conference on Empirical Methods in Natural Language Processing*, 9252–9265. Singapore: Association for Computational Linguistics.

Touvron, H.; Martin, L.; Stone, K.; Albert, P.; Almahairi, A.; Babaei, Y.; Bashlykov, N.; Batra, S.; Bhargava, P.; Bhosale, S.; Bikel, D.; Blecher, L.; Ferrer, C. C.; Chen, M.; Cucurull, G.; Esiobu, D.; Fernandes, J.; Fu, J.; Fu, W.; Fuller, B.; Gao, C.; Goswami, V.; Goyal, N.; Hartshorn, A.; Hosseini, S.; Hou, R.; Inan, H.; Kardas, M.; Kerkez, V.; Khabsa, M.; Kloumann, I.; Korenev, A.; Koura, P. S.; Lachaux, M.-A.; Lavril, T.; Lee, J.; Liskovich, D.; Lu, Y.; Mao, Y.; Martinet, X.; Mihaylov, T.; Mishra, P.; Molybog, I.; Nie, Y.; Poulton, A.; Reizenstein, J.; Rungta, R.; Saladi, K.; Schelten, A.; Silva, R.; Smith, E. M.; Subramanian, R.; Tan, X. E.; Tang, B.; Taylor, R.; Williams, A.; Kuan, J. X.; Xu, P.; Yan, Z.; Zarov, I.; Zhang, Y.; Fan, A.; Kambadur, M.; Narang, S.; Rodriguez, A.; Stojnic, R.; Edunov, S.; and Scialom, T. 2023. Llama 2: Open Foundation and Fine-Tuned Chat Models.

Wright, L.; Ruths, D.; Dillon, K. P.; Saleem, H. M.; and Benesch, S. 2017. Vectors for Counterspeech on Twitter. In Waseem, Z.; Chung, W. H. K.; Hovy, D.; and Tetreault, J., eds., *Proceedings of the First Workshop on Abusive Language Online*, 57–62. Vancouver, BC, Canada: Association for Computational Linguistics.

Yi, P.; and Zubiaga, A. 2023. Session-based cyberbullying detection in social media: A survey. *Online Social Networks and Media*, 36: 100250.

Yu, X.; Blanco, E.; and Hong, L. 2022. Hate Speech and Counter Speech Detection: Conversational Context Does Matter. In *Proceedings of the 2022 Conference of the North American Chapter of the Association for Computational Linguistics: Human Language Technologies*, 5918–5930. Seattle, United States: Association for Computational Linguistics.

## A Preparation of the baseline datasets

To prepare the dialogConan dataset, we first unify the Topic definitions and map each target base topic into its main domain (Racism, Sexism, Religious) as follows:

$WOMEN + (WOMEN, LGBT) + (WOMEN, POC) + LGBT \Rightarrow SEXISM$   
 $MIGRANTS + (MIGRANTS, MUSLIMS) + POC \Rightarrow RACISM$   
 $MUSLIMS + (MUSLIMS, WOMEN) + JEWS \Rightarrow RELIGIOUS$

Moreover, to maintain the cost of the annotation, we selected 50% of the dialogues of each topic in DialogConan. More precisely, the dataset originally contained 3059 unique dialogues spanning three topics, as shown in table 4. This process results in our baseline dataset for the close interaction (multi-turn) dataset, which contains about 8K turns of conversations.

| Topic     | Unique dialogues | our 50% set of dialogues |
|-----------|------------------|--------------------------|
| Racism    | 1055             | 527                      |
| Sexism    | 1031             | 515                      |
| Religious | 974              | 487                      |

Table 4: Preparing DialogConan for annotation by selecting 50% of the unique dialogues in each topic.

## B Annotation Setup

We use LabelBox as a platform to recruit and run annotation tasks. This platform enables a conversation annotation where the whole dialogue is shown to the user with the possibility to label each conversation turn. We provide a thorough, detailed guideline for each interaction type (open/close) to the annotated, figure 13, and figure 14<sup>5</sup>. A fair wage per hour has been provided to the team of two annotators as part of the Boost Tier payment setting of LabelBox.<sup>6</sup>

## C Classification of HS and CS Model Hyperparameter

Table 5, shows the major set of hyper parameters used for each model in the experiment. We also provide details of the split of the datasets for training/validation/testing where we used a stratified split from Scikit-Learn and saved the splits files to be used through the experiment to unify experiment settings and to further ensure reproducibility as shown in tables 6, 7.

For **Llama-2 instruction tuning to classify a turn as hate or counter**. In the modular (text+persuasion) we use the following instructions:

<sup>5</sup>link to a GitHub repository that contains the guideline of annotation will be provided. At this submission, we provide a link to the pdf share file of the annotation guideline <https://shorturl.at/bxBGS>

<sup>6</sup><https://labelbox.com/product/annotate/>

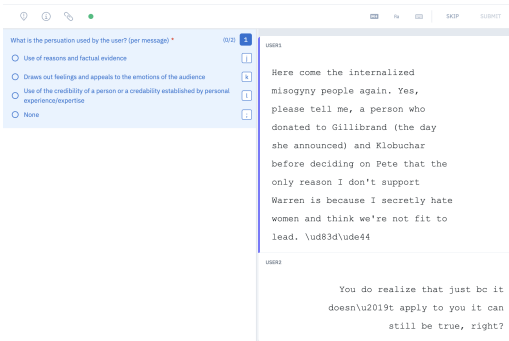


Figure 13: Annotation example for persuasion modes, where the whole turns are shown to facilitate labeling each turn of the conversation.

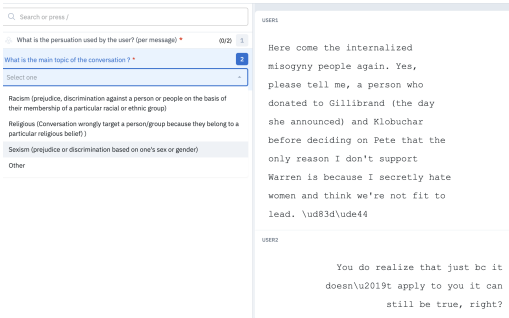


Figure 14: Topic annotation for Open (single-turn) dataset.

| Model      | Hyperparameter               | Customization |
|------------|------------------------------|---------------|
|            | Regularization parameter (C) | 3.0           |
| SVM        | Kernal function              | rbf           |
|            | LSTM units (LSTM_DIM)        | 64            |
| Bilstm     | Epochs                       | 10            |
|            | Spatial dropout              | 0.2           |
|            | Dropout rate                 | 0.2           |
|            | Recurrent dropout            | 0.2           |
| BERT       | Epochs                       | 5             |
|            | Train Batch size             | 16            |
|            | Eval Batch size              | 20            |
|            | Learning rate                | 5e-5          |
|            | Warm up steps                | 100           |
|            | Weight decay                 | 0.01          |
| Llama-2-7B | Batch size                   | 1             |
|            | Learning rate                | 2e-4          |
|            | Epochs                       | 20            |
|            | Max length                   | 3             |
|            | Warm up steps                | 2             |

Table 5: Main models hyperparameter

"Below is an instruction that describes a task. Write a response that appropriately completes the request for the following persuasion setting: [persuasion mode] Instruction: Classify the input text as Hate Speech or Counter Narrative Input: [Text of turn]"

**Significant test of the counter and hate predictions.** We use McNemar’s significant test (McNEMAR 1947) to evaluate the significance of baseline comparison on the model level. Table 8 show the results of comparing the significance

| Closed (Multi-Turn) |          |            |      |       |
|---------------------|----------|------------|------|-------|
| Topic               | Training | Validation | Test | Total |
| SEXISM              | 1946     | 250        | 585  | 2781  |
| RACISM              | 2069     | 266        | 622  | 2957  |
| RELIGIOUS           | 2011     | 258        | 605  | 2874  |
| count               |          |            |      | 8612  |

Table 6: Taring split for closed (multi-turn).

| Open (Single-Turn) |          |            |      |       |
|--------------------|----------|------------|------|-------|
| Topic              | Training | Validation | Test | Total |
| SEXISM             | 384      | 49         | 116  | 549   |
| RACISM             | 355      | 45         | 108  | 508   |
| RELIGIOUS          | 195      | 25         | 59   | 279   |
| count              |          |            |      | 1336  |

Table 7: Taring split for open (single-turn).

of model predication using baseline where the model is trained on text only (txt), and when using persuasion along with text (txt+pr).

## D Generated Counter Speech Settings

**Generating the counter speech.** we use the task-specific prompts for Llama2-13B and GPT-3.5 turbo to generate counter speech for each hate message.

**For GPT3,** we use the following prompt

"role": "system", "content": "You will be provided with a message (delimited with XML tags). Provide a counter-narrative to the arguments of each message. ", "role": "user", "content": "< message > + text + < /message > ",

**For Llama2,** we use the following prompt with input indicating a hate message

[INST]<< SYS >> provide a Counterargument to the input text below << /SYS >> input [/INST]

**Weak supervision training to classify the persuasion modes in counter-speech and**

|        | Models                            | P value       |
|--------|-----------------------------------|---------------|
| Closed | Llama-2(txt) and Llama-2 (txt+pr) | 2.02e-11 **** |
|        | BERT (txt) and BERT (txt+pr)      | 0.16          |
|        | BiLSTM (txt) and BiLSTM (txt+pr)  | 3.64e-06 **** |
|        | SVM (txt) and SVM(txt+pr)         | 0.154         |
| Open   | Llama-2(txt) and Llama-2 (txt+pr) | 1.11e-16 **** |
|        | BERT (txt) and BERT (txt+pr)      | 0.735         |
|        | BiLSTM (txt) and BiLSTM (txt+pr)  | 0.011 **      |
|        | SVM (txt) and SVM(txt+pr)         | 0.00051 ***   |

Table 8: The significance of comparing the prediction pattern of the training model on the text as baseline (txt) with the training model on text and persuasion (txt+pr). All comparisons are statistically significant, alpha = 0.05 (p < 1.00), \*\* (p < .01), \*\*\* (p < .001), and \*\*\*\* (p < .0001)

**hate-speech.** We train four models on gold annotation from close (multi-turn) and open (single) turn to classify the persuasion mode in input turn (text of hate speech). The classification output is three labels (emotion, reason, credibility), we report the macro F1 score in table 9. The goal is to identify and utilize the most effective model for assigning persuasion labels to the generated-counter set. The outcomes presented in Table 9 show that the BERT and SVM have the highest F1 score (0.50). On the contrary, Llama-2 has the lowest F1 score (0.20). This behavior of the instruct-tuning model can be due to the complexity of the persuasion as a task (multi-classification and unpopular labeling), which also has been confirmed in a recent study where they found that BERT provides an optimal result in comparison with another instruct-tuning model such as Llama (Thalke et al. 2023). By referring to the result in table 9, on topic level, BERT performs better on two topics out of the three (59% F1 Racism topic, and 44% F1 in the Religious topic). Therefore, BERT has been used to populate the persuasion labels for the generated counter in closed (multi-turn) and open (single-turn) datasets.

**Validation of the weak supervision model (Benchmark method).** We use the weakly supervised model BERT to populate the rest of the DialogConan dataset [closed (multi-interaction)] with persuasion modes labels (silver labels). Then, we investigate the performance of the binary classification of hate speech (HS) and counter-speech (CS) using the same classification task in the section but trained on silver labels (weak labels). Table 10 shows the averaged F1 score over the three topics trained on the silver persuasion label to predict HS/CN. For the instruction-tuning (Llama-2) model, the F1 score remains the same at 0.93 for both Text-only and Text + Per scenarios. Similarly, the BERT model exhibits no change in the F1 score, maintaining a high accuracy of 0.95. The Bilstm model sees a notable increase from 0.87 to 0.88 when incorporating the persuasion modes. Furthermore, the Baseline (SVM) model displays a similar pattern, with the F1 score improving from 0.89 to 0.90. This consistent pattern across diverse models reinforces the weakly supervised model’s efficacy in predicting the persuasion modes in the generated counters set.

**Validation of the weak supervision model (human validation).** To validate the result of weak supervised labels for the generated counter, we selected 50 generated counters from each topic and generative model and validated the persuasion label. Independent annotator (one of the authors) carried out the validation process through the two datasets, closed (multi-turn) and

open(single-turn), to ensure consistency of the labels moderation process. As shown in table 11, in the closed (multi-turn) dataset, the overall error rate is relatively small, about 19% for GPT3 and 12% for Llama2. For the open (single-turn) dataset, the overall error rate is about 22% for GPT3 and 16% for Llama2.

| Dataset        | Topic      |      | SEXISM |      |      | RACISM |      |      | RELIGIOUS |      |      | Overall     |
|----------------|------------|------|--------|------|------|--------|------|------|-----------|------|------|-------------|
|                |            |      | P      | R    | F1   | P      | R    | F1   | P         | R    | F1   | F1          |
| Close and Open | Llama-2-7B | Text | 0.20   | 0.23 | 0.13 | 0.31   | 0.23 | 0.22 | 0.20      | 0.25 | 0.19 | 0.20        |
|                | BERT       | Text | 0.43   | 0.43 | 0.43 | 0.64   | 0.60 | 0.59 | 0.49      | 0.43 | 0.44 | <b>0.50</b> |
|                | Bilstm     | Text | 0.35   | 0.83 | 0.49 | 0.19   | 0.85 | 0.32 | 0.36      | 0.88 | 0.51 | 0.33        |
|                | SVM        | Text | 0.47   | 0.42 | 0.43 | 0.66   | 0.54 | 0.57 | 0.42      | 0.39 | 0.38 | <b>0.50</b> |

Table 9: Binary F1 score of training the models to classify the persuasion labels (emotion, reason, credibility).

| Dataset                    | Models     |           | SEXISM |      |      | RACISM |      |      | RELIGIOUS |      |      | Overall     |
|----------------------------|------------|-----------|--------|------|------|--------|------|------|-----------|------|------|-------------|
|                            |            |           | P      | R    | F1   | P      | R    | F1   | P         | R    | F1   | F1          |
| Closed (multi-turn) silver | Llama-2-7B | Text      | 0.94   | 0.94 | 0.94 | 0.93   | 0.92 | 0.92 | 0.92      | 0.92 | 0.92 | <b>0.93</b> |
|                            |            | Text + Pr | 0.93   | 0.93 | 0.93 | 0.94   | 0.94 | 0.94 | 0.91      | 0.91 | 0.91 | <b>0.93</b> |
|                            | BERT       | Text      | 0.96   | 0.96 | 0.96 | 0.93   | 0.93 | 0.93 | 0.94      | 0.94 | 0.94 | <b>0.95</b> |
|                            |            | Text + Pr | 0.95   | 0.95 | 0.95 | 0.95   | 0.95 | 0.95 | 0.94      | 0.94 | 0.94 | <b>0.95</b> |
|                            | Bilstm     | Text      | 0.88   | 0.88 | 0.88 | 0.85   | 0.85 | 0.85 | 0.88      | 0.87 | 0.87 | 0.87        |
|                            |            | Text + Pr | 0.89   | 0.89 | 0.89 | 0.85   | 0.85 | 0.85 | 0.88      | 0.88 | 0.88 | <b>0.88</b> |
|                            | SVM        | Text-only | 0.90   | 0.90 | 0.90 | 0.88   | 0.88 | 0.88 | 0.90      | 0.90 | 0.90 | 0.89        |
|                            |            | Text + Pr | 0.90   | 0.90 | 0.90 | 0.88   | 0.88 | 0.88 | 0.91      | 0.91 | 0.91 | <b>0.90</b> |

Table 10: Binary F1 score of training the models on silver labels of closed (multi-turn).

| Dataset            | GModel | Topic          | Error-persuasion |
|--------------------|--------|----------------|------------------|
| Closed(multi-turn) | GPT3   | Racism         | 22%              |
|                    |        | Sexism         | 24%              |
|                    |        | Religious      | 12%              |
|                    |        | <b>Overall</b> | <b>19%</b>       |
| Open(single-turn)  | LLAMA2 | Racism         | 2%               |
|                    |        | Sexism         | 22%              |
|                    |        | Religious      | 12%              |
|                    |        | <b>Overall</b> | <b>12%</b>       |
|                    | GPT3   | Racism         | 24%              |
|                    |        | Sexism         | 22%              |
|                    |        | Religious      | 22%              |
|                    |        | <b>Overall</b> | <b>22%</b>       |
|                    | LLAMA2 | Racism         | 12%              |
|                    |        | Sexism         | 20%              |
|                    |        | Religious      | 16%              |
|                    |        | <b>Overall</b> | <b>16%</b>       |

Table 11: Error rate of weak persuasion labels in the generated counter by the two generative models GPT3, and Llama2 for two dataset closed (multi-turn) and open(single-turn).