




# Qu8its for Quantum Simulations of Lattice Quantum Chromodynamics

Marc Illa <sup>1,\*</sup>, Caroline E. P. Robin <sup>2,3,†</sup> and Martin J. Savage <sup>1,‡</sup>

<sup>1</sup>*InQubator for Quantum Simulation (IQUS), Department of Physics, University of Washington, Seattle, WA 98195*

<sup>2</sup>*Fakultät für Physik, Universität Bielefeld, D-33615, Bielefeld, Germany*

<sup>3</sup>*GSI Helmholtzzentrum für Schwerionenforschung, Planckstraße 1, 64291 Darmstadt, Germany*

(Dated: March 22, 2024)

We explore the utility of  $d = 8$  qudits, qu8its, for quantum simulations of the dynamics of 1+1D SU(3) lattice quantum chromodynamics, including a mapping for arbitrary numbers of flavors and lattice size and a re-organization of the Hamiltonian for efficient time-evolution. Recent advances in parallel gate applications, along with the shorter application times of single-qudit operations compared with two-qudit operations, lead to significant projected advantages in quantum simulation fidelities and circuit depths using qu8its rather than qubits. The number of two-qudit entangling gates required for time evolution using qu8its is found to be more than a factor of five fewer than for qubits. We anticipate that the developments presented in this work will enable improved quantum simulations to be performed using emerging quantum hardware.

arXiv:2403.14537v1 [quant-ph] 21 Mar 2024

---

\* [marcilla@uw.edu](mailto:marcilla@uw.edu)

† [crobin@physik.uni-bielefeld.de](mailto:crobin@physik.uni-bielefeld.de)

‡ [mjs5@uw.edu](mailto:mjs5@uw.edu); On leave from the Institute for Nuclear Theory.

# CONTENTS

I. Introduction	3
II. The Kogut-Susskind Hamiltonian for QCD and Mapping to Qubits	4
III. Qu8its for QCD	5
A. Mapping Quarks and Anti-Quarks to Qu8its	5
IV. The 1+1D QCD Hamiltonian Mapped to Qu8its	7
A. QCD with $N_f = 1$ on $L = 1$ Spatial Site with OBCs	8
1. Quantum Circuits and Givens Rotations	9
2. Restructuring	10
B. QCD with $N_f$ Flavors on $L$ Spatial Site and Quantum Resource Requirements	11
V. Summary and Outlook	12
Acknowledgments	13
A. Gell-Mann Matrices	14
B. Embedding Quarks and Anti-Quarks into Qu8its	14
C. Givens Rotations for $SU(8)$	15
D. Contractions of Color-Charge Operators	16
References	17

## I. INTRODUCTION

Quantum simulations of Standard Model physics are expected to provide results and insights about fundamental aspects of the structure and dynamics of matter that are not possible with experiment or with classical computing alone [1–8]. A major objective for high-energy physics and nuclear physics quantum simulations is to perform real-time simulations of non-equilibrium dynamics, such as of the low-viscosity quark-gluon liquid produced in heavy-ion collisions [9, 10], of the high-multiplicity events produced in proton-proton collisions [11], and the creation of matter in the early universe [12]. Progress toward such simulations is currently at early stages, in terms of the capabilities of quantum computers, of the sophistication of relevant quantum algorithms and workflows, and in understanding how to co-design quantum computers to best simulate quantum field theories. A degree of focus is being placed on 1+1D systems, such as the Schwinger model, SU(3) quantum chromodynamics (QCD) and its SU(2) analog, and the Gross-Neveu model, in order to prepare for simulating QCD in 2+1D and 3+1D, with the ultimate goal of providing robust results (with a complete quantification of uncertainties) for observables that cannot be assessed in the laboratory or with observation.

Most of the development so far has been centered around quantum computers utilizing qubits [10–52], such as trapped-ion systems and superconducting qubit systems. However, in pursuit of hybrid qubit-qudit architectures [53, 54], further device capabilities, such as vibrational excitations [55–59] or superconducting radio-frequency (SRF) cavities [21, 60–62], are being integrated into system functionalities. Compared to qubits alone, quantum simulations using higher-dimensional qudits [63],<sup>1</sup> which can allow for “better fit” Hilbert spaces and reductions in the number of entangling gates [65], take us, in a sense, one more step away from classical computing. With recent developments in quantum hardware, including results from qudit trapped-ion systems [66–69], superconducting circuits [70–72], photonic systems [73], and nitrogen vacancy centers in diamond [74], and anticipating that such devices will become increasingly capable and available (in particular, trapped-ion systems with  $d > 10$  [68]), a more general consideration of how one can utilize qudits in simulations of Standard Model quantum field theories is timely. Examples of such applications can be found in Refs. [21, 53, 54, 75–79], where the larger Hilbert space of qudits is used to describe the gauge fields of (non-)Abelian lattice gauge theories, or in Refs. [65, 80], where nuclear many-body systems naturally map to qudits.

Quantum simulations of 1+1D SU(2) [10, 17, 22, 23, 33, 50] and SU(3) [21, 29, 30, 36–38, 43, 52] lattice gauge theories have recently been performed. Those that included matter fields have used the Kogut-Susskind (KS) staggered discretization<sup>2</sup> of the quark fields [85, 86], and worked in axial gauge to utilize Gauss’s law to uniquely define the gauge fields [36, 87], enabling their contributions to be included by non-local all-to-all interactions. In this mapping, one color of one flavor of quark is mapped to two qubits, one describing the occupation of that quark and one of the corresponding anti-quark. For example, to describe one site of two-flavor ( $N_f = 2$ ) SU(3) QCD requires 12 qubits.<sup>3</sup> Quantum circuits for preparing the ground state and implementing Trotterized time evolution have been identified, and the quantum resources established (providing an upper bound) [36].

In this work, we explore the utility of qudits with  $d = 8$ , which we denote as qu8its,<sup>4</sup> in simulating 1+1D lattice QCD using the KS discretization. This is motivated, in part, by our demonstration of the utility of using qu5its in quantum simulations of multi-fermion (nucleon) systems with pairing interactions [65] and an underlying SO(5) symmetry. The 8 states associated with a single quark flavor mapped to three qubits can be mapped to the states of a single qu8it, and the 8 states associated with single anti-quark mapped to three qubits can be mapped to another qu8it (which we loosely denote as an anti-qu8it). While it does not seem to be an immediate gain by counting the number of states, the advantage is in the number of entangling gates required to implement time evolution, and in the number of units in a quantum register. Analogous to qubit operations, the single-qudit gate operations are significantly faster and of higher fidelity than the two-qudit operations.<sup>5</sup> Consequently, the factor of  $\gtrsim 5$  reduction in the number of two-qudit gates and the factor of 3 reduction in the number of units in the register that we find in mapping to qu8its, suggest that quantum computers with qu8its are likely to provide enhanced capabilities for simulating non-Abelian lattice gauge theories.

<sup>1</sup> For a recent review of qudits, see for example Ref. [64].

<sup>2</sup> Different discretization approaches, such as Wilson fermions, are also being investigated [24, 81–84].

<sup>3</sup> The lepton fields have also been included, in simulating the  $\beta$ -decay of a baryon [38], requiring four additional qubits per lepton generation.

<sup>4</sup> Which we suggest is pronounced *q-huits*.

<sup>5</sup> For example, in IonQ’s current flagship trapped-ion qubit quantum computer, single-qubit operations require  $\sim 100\mu\text{s}$  while two-qubit operations require  $\sim 600\mu\text{s}$  [88].

## II. THE KOGUT-SUSSKIND HAMILTONIAN FOR QCD AND MAPPING TO QUBITS

The 1+1D SU(3) KS Hamiltonian [85, 86] with  $N_f$  flavors formulated in  $A_x^{(a)} = 0$  gauge [36, 87] takes the form

$$H = \sum_f \left[ \frac{1}{2} \sum_{n=0}^{2L-2} \left( \phi_n^{(f)\dagger} \phi_{n+1}^{(f)} + \text{h.c.} \right) + m_f \sum_{n=0}^{2L-1} (-1)^n \phi_n^{(f)\dagger} \phi_n^{(f)} \right] + \frac{g^2}{2} \sum_{n=0}^{2L-2} \sum_{a=1}^8 \left( \sum_{m \leq n} Q_m^{(a)} \right)^2, \quad (1)$$

where  $\phi_n^{(f)}$  correspond to annihilation operators for fermions of flavor  $f$ . They are color triplets, with their color indices are suppressed in Eq. (1). The color-charge operators on each lattice site are the sum of contributions from each flavor. For example, for  $N_f = 2$  (up and down quarks), the color-charge operators are

$$Q_m^{(a)} = \phi_m^{(u)\dagger} T^a \phi_m^{(u)} + \phi_m^{(d)\dagger} T^a \phi_m^{(d)}, \quad (2)$$

where the generators of SU(3),  $T^a$ , are given in App. A. With open boundary conditions (OBC) and vanishing fields at spatial infinity, corresponding to vanishing net color charge on the lattice (enforced by additional terms in the Hamiltonian [36]), Gauss's law is sufficient to determine the chromo-electric field at all lattice sites,

$$\mathbf{E}_n^{(a)} = \sum_{m \leq n} Q_m^{(a)}. \quad (3)$$

There are a number of ways that this system, with the Hamiltonian given in Eq. (1), can be mapped onto qubit registers. In our previous works [36, 38], the KS Hamiltonian for an arbitrary number of colors  $N_c$  and flavors  $N_f$  was mapped to qubits using the Jordan-Wigner (JW) transformation [89]. For the  $N_c = 3$  and  $N_f = 2$  case, each staggered site requires six qubits, with ordering  $d_b, d_g, d_r, u_b, u_g, u_r$ , and the antiquarks associated with the same spatial site adjacent with ordering  $\bar{d}_b, \bar{d}_g, \bar{d}_r, \bar{u}_b, \bar{u}_g, \bar{u}_r$ . This is shown in the left panel of Fig. 1. The resulting JW-mapped

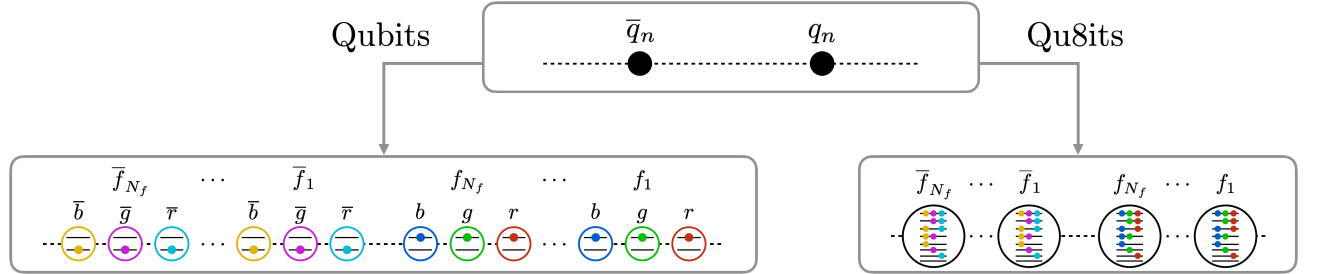


FIG. 1. Mapping QCD with  $N_f$  quark flavors onto a lattice of qubits (left) or qu8its (right) describing a spatial site. Kogut-Susskind (staggered) fermions are used for the quark fields, with (anti)quarks on (odd) even sites. Using qubits, color and flavor degrees of freedom of each quark and antiquark site are distributed over six qubits with a JW mapping. Using qu8its, with the quark (and anti-quark) degrees of freedom being mapped to the internal states, only two qu8its are required per each quark flavor.

Hamiltonian is the sum of three terms [36, 38], neglecting the possible presence of chemical potentials,

$$\begin{aligned} H &= H_{kin} + H_m + H_{el}, \\ H_{kin} &= -\frac{1}{2} \sum_{n=0}^{2L-2} \sum_{f=0}^1 \sum_{c=0}^2 \left[ \sigma_{6n+3f+c}^+ \left( \bigotimes_{i=1}^5 \sigma_{6(n+1)+3f+c+i}^z \right) \sigma_{6(n+1)+3f+c}^- + \text{h.c.} \right], \\ H_m &= \frac{1}{2} \sum_{n=0}^{2L-1} \sum_{f=0}^1 \sum_{c=0}^2 m_f [(-1)^n \sigma_{6n+3f+c}^z + 1], \\ H_{el} &= \frac{g^2}{2} \sum_{n=0}^{2L-2} (2L-1-n) \left( \sum_{f=0}^1 Q_{n,f}^{(a)} Q_{n,f}^{(a)} + 2Q_{n,0}^{(a)} Q_{n,1}^{(a)} \right) + g^2 \sum_{n=0}^{2L-3} \sum_{m=n+1}^{2L-2} (2L-1-m) \sum_{f=0}^1 \sum_{f'=0}^1 Q_{n,f}^{(a)} Q_{m,f'}^{(a)}, \quad (4) \end{aligned}$$

where repeated adjoint color indices,  $(a)$ , are summed over, the flavor indices,  $f = \{0, 1\}$ , correspond to  $u$ - and  $d$ -quark

flavors, and  $\sigma^\pm = (\sigma^x \pm i\sigma^y)/2$ . Products of charges, given in terms of spin operators, are given in Refs. [36, 38],

$$\begin{aligned} Q_{n,f}^{(a)} Q_{n,f}^{(a)} &= \frac{1}{3} (3 - \sigma_{6n+3f}^z \sigma_{6n+3f+1}^z - \sigma_{6n+3f}^z \sigma_{6n+3f+2}^z - \sigma_{6n+3f+1}^z \sigma_{6n+3f+2}^z) , \\ Q_{n,f}^{(a)} Q_{m,f'}^{(a)} &= \frac{1}{4} \left[ 2 (\sigma_{6n+3f}^+ \sigma_{6n+3f+1}^- \sigma_{6m+3f'}^- \sigma_{6m+3f'+1}^+ + \sigma_{6n+3f}^+ \sigma_{6n+3f+1}^z \sigma_{6m+3f'+2}^- \sigma_{6m+3f'+1}^z \sigma_{6m+3f'+2}^+ \right. \\ &\quad \left. + \sigma_{6n+3f+1}^+ \sigma_{6n+3f+2}^- \sigma_{6m+3f'+1}^- \sigma_{6m+3f'+2}^+ + \text{h.c.}) + \frac{1}{6} \sum_{c=0}^2 \sum_{c'=0}^2 (3\delta_{cc'} - 1) \sigma_{6n+3f+c}^z \sigma_{6m+3f'+c'}^z \right] . \end{aligned} \quad (5)$$

A constant has been added to  $H_m$  so that all basis states contribute a positive mass.

The time-evolution operator corresponding to this Hamiltonian can be implemented by sequences of unitary operators. These Trotterized quantum circuits, and hence the associated gate counts per Trotter step, have been determined in Refs. [36, 38].

### III. QU8ITS FOR QCD

The main drivers for considering mapping the KS Hamiltonian to qudits with  $d = 8$ , as discussed above, is to reduce the number of two-qudit entangling gates from the number required for qubits. The single-component fermion formulation (per color state) that defines the staggering of the quark fields draws comparisons with the constructions used in describing nuclear many-body systems. We recently showed the utility of using  $d = 5$  qudits (qu5its) to describe spin-paired multi-nucleon systems in the context of the Agassi model [65]. We make use of this analogy in mapping the quark (and anti-quark) fields to qu8its, as displayed in the right panel of Fig. 1.

#### A. Mapping Quarks and Anti-Quarks to Qu8its

For a single flavor quark staggered site and using the JW mapping to three qubits, the qubits define the occupation of the three colors  $q_r, q_g, q_b$  throughout a quantum simulation. Satisfying fermion anti-commutation relations, the mapping of color occupations to qu8its can be chosen to be,

$$\begin{aligned} \{|\text{qu8it}\rangle\} &= \{|\Omega\rangle, |q_r\rangle, |q_g\rangle, |q_b\rangle, |q_g q_b\rangle, -|q_r q_b\rangle, |q_r q_g\rangle, |q_r q_g q_b\rangle\} \\ &= \{|\Omega\rangle, \hat{c}_r^\dagger |\Omega\rangle, \hat{c}_g^\dagger |\Omega\rangle, \hat{c}_b^\dagger |\Omega\rangle, \hat{c}_g^\dagger \hat{c}_b^\dagger |\Omega\rangle, -\hat{c}_r^\dagger \hat{c}_b^\dagger |\Omega\rangle, \hat{c}_r^\dagger \hat{c}_g^\dagger |\Omega\rangle, \hat{c}_r^\dagger \hat{c}_g^\dagger \hat{c}_b^\dagger |\Omega\rangle\} \\ &= \{|1\rangle, |2\rangle, |3\rangle, |4\rangle, |5\rangle, |6\rangle, |7\rangle, |8\rangle\} , \end{aligned} \quad (6)$$

where the fermionic vacuum state is  $|\Omega\rangle$ , and the  $\hat{c}_\alpha$  operators are elements of the  $\phi_j^{(f)}$  defined below Eq. (1).<sup>6</sup> At first, the group structure might be a little confusing, for instance the reason as to why there is only one state associated with the three quarks in the maximally occupied state ( $|8\rangle$ ). Given that quarks reside in the fundamental representation of  $\text{SU}(3)$ ,  $\mathbf{3}$ , products of two and three quarks give rise to the following irreducible representations (irreps):  $\mathbf{3} \otimes \mathbf{3} = \mathbf{6} \oplus \bar{\mathbf{3}}$  and  $\mathbf{3} \otimes \mathbf{3} \otimes \mathbf{3} = \mathbf{10} \oplus \mathbf{8} \oplus \mathbf{8} \oplus \mathbf{1}$ . For spinless fermions at the same lattice site, only the total antisymmetric irreps are allowed, therefore the irreps of the mapping in Eq. (6) are constrained to be  $\{\mathbf{1}, \mathbf{3}, \mathbf{3}, \mathbf{3}, \bar{\mathbf{3}}, \bar{\mathbf{3}}, \bar{\mathbf{3}}, \mathbf{1}\}$ , respectively. The symmetric representation  $\mathbf{6}$ , for example, is forbidden by antisymmetry. The states in Eq. (6) map naturally to the eight states of a single qu8it. Further details about this embedding can be found in App. B.

The anti-quarks are mapped to qu8its in an analogous way to the quarks, but with the replacement  $\{r, g, b\} \rightarrow \{\bar{r}, \bar{g}, \bar{b}\}$ ,

$$\begin{aligned} \{|\overline{\text{qu8it}}\rangle\} &= \{|\Omega\rangle, |\bar{q}_r\rangle, |\bar{q}_g\rangle, |\bar{q}_b\rangle, |\bar{q}_g \bar{q}_b\rangle, -|\bar{q}_r \bar{q}_b\rangle, |\bar{q}_r \bar{q}_g\rangle, |\bar{q}_r \bar{q}_g \bar{q}_b\rangle\} \\ &= \{|\Omega\rangle, \hat{\bar{c}}_r^\dagger |\Omega\rangle, \hat{\bar{c}}_g^\dagger |\Omega\rangle, \hat{\bar{c}}_b^\dagger |\Omega\rangle, \hat{\bar{c}}_g^\dagger \hat{\bar{c}}_b^\dagger |\Omega\rangle, -\hat{\bar{c}}_r^\dagger \hat{\bar{c}}_b^\dagger |\Omega\rangle, \hat{\bar{c}}_r^\dagger \hat{\bar{c}}_g^\dagger |\Omega\rangle, \hat{\bar{c}}_r^\dagger \hat{\bar{c}}_g^\dagger \hat{\bar{c}}_b^\dagger |\Omega\rangle\} \\ &= \{|\bar{1}\rangle, |\bar{2}\rangle, |\bar{3}\rangle, |\bar{4}\rangle, |\bar{5}\rangle, |\bar{6}\rangle, |\bar{7}\rangle, |\bar{8}\rangle\} . \end{aligned} \quad (7)$$

As is the case for the quark mapping, each state in Eq. (7) transforms as a single  $\text{SU}(3)$  irrep, which for the anti-quarks are  $\{\mathbf{1}, \bar{\mathbf{3}}, \bar{\mathbf{3}}, \bar{\mathbf{3}}, \mathbf{3}, \mathbf{3}, \mathbf{3}, \mathbf{1}\}$ , respectively.

<sup>6</sup> The sign in the definition of  $|6\rangle$  results from the  $\epsilon^{132}$  in constructing a  $\bar{\mathbf{3}}$  from  $\mathbf{3} \otimes \mathbf{3}$ .

With the mappings defined in Eqs. (6) and (7), the relevant operators for quantum simulation can be formed. The color-charge operator acting on the quarks is

$$\hat{Q}^{(a)} = \hat{\mathbf{c}}^\dagger T^a \hat{\mathbf{c}}, \quad \hat{\mathbf{c}} = (\hat{c}_r, \hat{c}_g, \hat{c}_b)^T, \quad (8)$$

As the  $\bar{\mathbf{3}}$  of di-quarks is also present in the mapping to qu8its, the color-charge operators acting on the anti-fundamental representation (the same as the anti-quarks) is also required,

$$\hat{\bar{Q}}^{(a)} = \hat{\mathbf{c}}^\dagger \bar{T}^a \hat{\mathbf{c}}, \quad \hat{\mathbf{c}} = (\hat{c}_{\bar{r}}, \hat{c}_{\bar{g}}, \hat{c}_{\bar{b}})^T, \quad \bar{T}^a = (-T^a)^*. \quad (9)$$

Therefore, the  $(8 \times 8)$  matrix representations of the color-charge operator acting on qu8its and anti-qu8its are

$$\hat{Q}^{(a)} \rightarrow \tilde{Q}^{(a)} = \begin{pmatrix} 0 & 0 & 0 & 0 \\ 0 & T^a & 0 & 0 \\ 0 & 0 & \bar{T}^a & 0 \\ 0 & 0 & 0 & 0 \end{pmatrix}, \quad \hat{\bar{Q}}^{(a)} \rightarrow \tilde{\bar{Q}}^{(a)} = \begin{pmatrix} 0 & 0 & 0 & 0 \\ 0 & \bar{T}^a & 0 & 0 \\ 0 & 0 & T^a & 0 \\ 0 & 0 & 0 & 0 \end{pmatrix}, \quad (10)$$

where the blocks of  $\tilde{Q}^{(a)}$  in Eq. (10) correspond to the action on  $\{\mathbf{1}, \mathbf{3}, \bar{\mathbf{3}}, \mathbf{1}\}$  irreps, and the blocks of  $\tilde{\bar{Q}}^{(a)}$  correspond to the action on  $\{\mathbf{1}, \bar{\mathbf{3}}, \mathbf{3}, \mathbf{1}\}$  irreps. A qu8it prepared in an arbitrary state  $|\psi\rangle$ , acted on by the color-charge operator, becomes

$$|\psi\rangle = \{|\text{qu8it}\rangle\} \cdot \boldsymbol{\xi} = \sum_{k=1}^8 |k\rangle \xi_k, \quad \hat{Q}^{(a)}|\psi\rangle = \{|\text{qu8it}\rangle\} \cdot \tilde{Q}^{(a)} \cdot \boldsymbol{\xi} = \sum_{k=1}^8 |k\rangle \left( \tilde{Q}^{(a)} \cdot \boldsymbol{\xi} \right)_k, \quad (11)$$

where  $\boldsymbol{\xi}$  is the vector of complex numbers defining the state. The baryon-number operator has a diagonal matrix representation,

$$\hat{\mathcal{B}} \rightarrow \tilde{\mathcal{B}} = \frac{1}{3} \text{diag}(0, 1, 1, 1, 2, 2, 2, 3). \quad (12)$$

Finally, the annihilation and creation operators acting on a qu8it have matrix representations

$$\tilde{c}_r = \begin{pmatrix} 0 & 1 & 0 & 0 & 0 & 0 & 0 & 0 \\ 0 & 0 & 0 & 0 & 0 & 0 & 0 & 0 \\ 0 & 0 & 0 & 0 & 0 & 0 & 1 & 0 \\ 0 & 0 & 0 & 0 & 0 & -1 & 0 & 0 \\ 0 & 0 & 0 & 0 & 0 & 0 & 0 & 1 \\ 0 & 0 & 0 & 0 & 0 & 0 & 0 & 0 \\ 0 & 0 & 0 & 0 & 0 & 0 & 0 & 0 \\ 0 & 0 & 0 & 0 & 0 & 0 & 0 & 0 \end{pmatrix}, \quad \tilde{c}_g = \begin{pmatrix} 0 & 0 & 1 & 0 & 0 & 0 & 0 & 0 \\ 0 & 0 & 0 & 0 & 0 & 0 & -1 & 0 \\ 0 & 0 & 0 & 0 & 0 & 0 & 0 & 0 \\ 0 & 0 & 0 & 0 & 1 & 0 & 0 & 0 \\ 0 & 0 & 0 & 0 & 0 & 0 & 0 & 0 \\ 0 & 0 & 0 & 0 & 0 & 0 & 0 & 1 \\ 0 & 0 & 0 & 0 & 0 & 0 & 0 & 0 \\ 0 & 0 & 0 & 0 & 0 & 0 & 0 & 0 \end{pmatrix}, \quad \tilde{c}_b = \begin{pmatrix} 0 & 0 & 0 & 1 & 0 & 0 & 0 & 0 \\ 0 & 0 & 0 & 0 & 0 & 1 & 0 & 0 \\ 0 & 0 & 0 & 0 & -1 & 0 & 0 & 0 \\ 0 & 0 & 0 & 0 & 0 & 0 & 0 & 0 \\ 0 & 0 & 0 & 0 & 0 & 0 & 0 & 0 \\ 0 & 0 & 0 & 0 & 0 & 0 & 0 & 0 \\ 0 & 0 & 0 & 0 & 0 & 0 & 0 & 1 \\ 0 & 0 & 0 & 0 & 0 & 0 & 0 & 0 \end{pmatrix}, \quad (13)$$

with  $\tilde{c}_r^\dagger = \tilde{c}_r^T$ ,  $\tilde{c}_g^\dagger = \tilde{c}_g^T$ , and  $\tilde{c}_b^\dagger = \tilde{c}_b^T$ , satisfying the (required) fermionic anti-commutation relations,  $\{\tilde{c}_\alpha, \tilde{c}_\beta^\dagger\} = \delta_{\alpha\beta}$  and  $\{\tilde{c}_\alpha, \tilde{c}_\beta\} = \{\tilde{c}_\alpha^\dagger, \tilde{c}_\beta^\dagger\} = 0$  (with  $\alpha, \beta \in \{r, g, b\}$ ). The annihilation and creation operators act on the states analogously to the charge operators. For example, the action of  $\hat{c}_r$  on a state  $|\psi\rangle$  is

$$|\psi\rangle = \{|\text{qu8it}\rangle\} \cdot \boldsymbol{\xi}, \quad \hat{c}_r|\psi\rangle = \{|\text{qu8it}\rangle\} \cdot \tilde{c}_r \cdot \boldsymbol{\xi}. \quad (14)$$

The actions of the creation operators in Eq. (13) are shown in Fig. 2. The creation and annihilation operators acting on the anti-qu8it have the same representations as those acting on the qu8it in Eq. (13):  $\tilde{\bar{c}}_\alpha = \tilde{c}_\alpha$ .

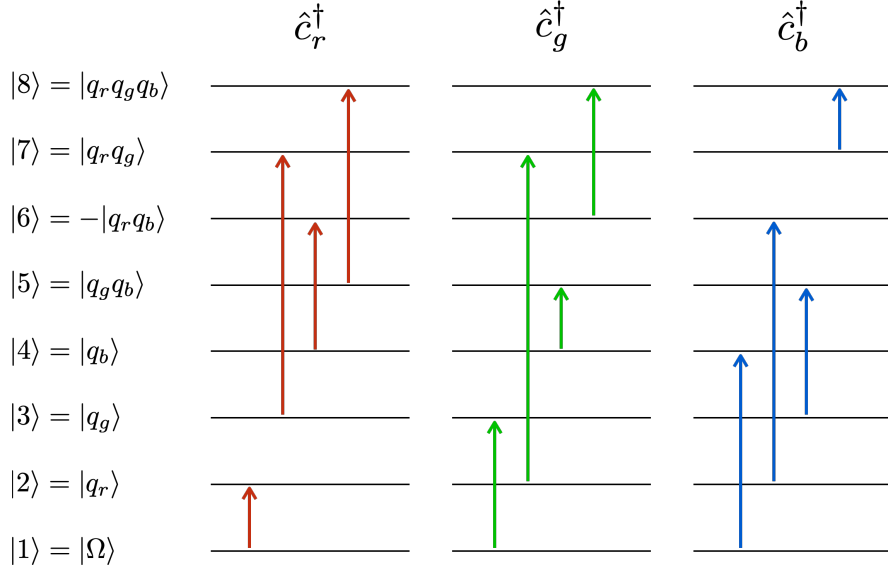


FIG. 2. Transitions among the quark states mapped to a qu8it, defined in Eq. (6), induced by the creation operators  $\hat{c}_r^\dagger$  (left),  $\hat{c}_g^\dagger$  (center) and  $\hat{c}_b^\dagger$  (right) from Eq. (13). The color of the arrows corresponds to the color charge of the operator.

#### IV. THE 1+1D QCD HAMILTONIAN MAPPED TO QU8ITS

In terms of the annihilation and creation operators, the  $N_f = 1$  SU(3) Hamiltonian in Eq. (1) can be written as

$$\begin{aligned} \hat{H} &= \hat{H}_{kin} + \hat{H}_m + \hat{H}_{el} \\ &= \frac{1}{2} \sum_{n=0}^{2L-2} \sum_{\alpha=r,g,b} \left( \hat{c}_{\alpha,n}^\dagger \hat{c}_{\alpha,n+1}^\dagger - \hat{c}_{\alpha,n} \hat{c}_{\alpha,n+1} \right) + 3m \sum_{n=0}^{2L-1} \hat{\mathcal{B}}_n + \frac{g^2}{2} \sum_{n=0}^{2L-2} \sum_{a=1}^8 \left( \sum_{m \leq n} \hat{Q}_m^{(a)} \right)^2. \end{aligned} \quad (15)$$

When written explicitly in terms of matrix-operators acting on qu8its (analogous to the JW mapping to qubits with the operators written in terms of Pauli matrices), it becomes

$$\begin{aligned} \hat{H} &\rightarrow \frac{1}{2} \sum_{n=0}^{2L-2} \sum_{\alpha=r,g,b} \left[ \left( \widetilde{c}_\alpha^\dagger \widetilde{P} \right)_n \otimes \widetilde{c}_{\alpha,n+1}^\dagger - \left( \widetilde{c}_\alpha \widetilde{P} \right)_n \otimes \widetilde{c}_{\alpha,n+1} \right] + 3m \sum_{n=0}^{2L-1} \widetilde{\mathcal{B}}_n \\ &+ \frac{g^2}{2} \sum_{n=0}^{2L-2} \sum_{a=1}^8 \left( \sum_{m \in \text{even}}^n \widetilde{Q}_m^{(a)} + \sum_{m \in \text{odd}}^n \widetilde{Q}_m^{(a)} \right)^2, \end{aligned} \quad (16)$$

where the phase matrix,  $\widetilde{P}$ , is

$$\hat{P} \rightarrow \widetilde{P} = \text{diag}(1, -1, -1, -1, 1, 1, 1, -1). \quad (17)$$

The  $\widetilde{P}$  matrix is the generalized form of the  $\sigma^z$  Pauli matrix, generally acting on strings of qudits between quark operators in order to satisfy Fermi statistics. Examining the connectivity map shown in Fig. 3, one observes that each state is connected to either 3 or 5 other states within the qu8it. The states corresponding to color-singlet states have connectivity of 3 (originating from the kinetic term), while those corresponding to color-triplet or anti-triplet states have connectivity of 5 (originating from the kinetic and chromo-electric terms).

The extension to systems with a larger number of quark flavors,  $N_f > 1$ , is straightforward. For each flavor of quark at a given lattice site, there is a corresponding qu8it, and similarly for anti-quark sites. The kinetic and mass terms in the Hamiltonian are replicated for each flavor (with the appropriate masses), and the color-charge operators are extended as in Eq. (2).

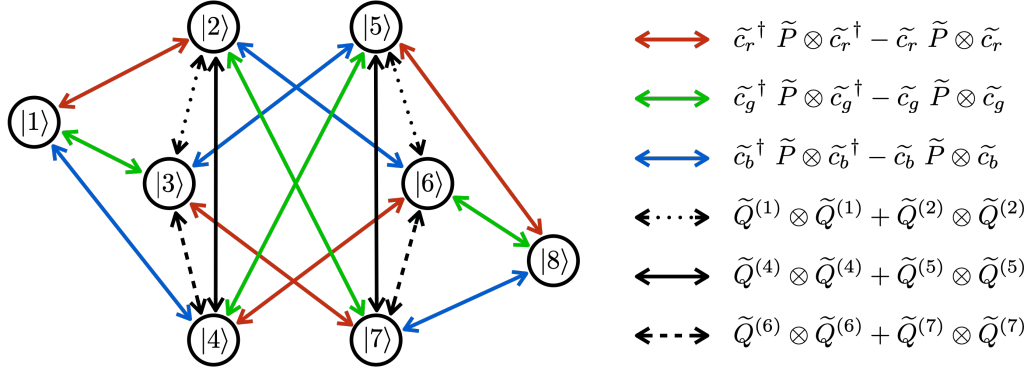


FIG. 3. A connectivity map among the eight qu8it states that is required by the Hamiltonian in Eq. (16). Colored connections are for the kinetic term, while black ones are for the color charge-charge interactions (different line styles correspond to different charge combinations).

### A. QCD with $N_f = 1$ on $L = 1$ Spatial Site with OBCs

It is helpful to explore examples of mappings to qu8its. Consider  $L = 1$ , with lattice sites  $n = 0, 1$ , with one flavor  $N_f = 1$ , which maps to two qu8its (one for the quarks and one for the anti-quarks), a system that we have studied previously [36]. The matrix representation of the Hamiltonian, as given in Eq. (16), reduces to

$$\begin{aligned}
 H_1 &= \frac{1}{2} \left( \tilde{c}_r^\dagger \tilde{P} \otimes \tilde{c}_r^\dagger + \tilde{c}_g^\dagger \tilde{P} \otimes \tilde{c}_g^\dagger + \tilde{c}_b^\dagger \tilde{P} \otimes \tilde{c}_b^\dagger - \tilde{c}_r \tilde{P} \otimes \tilde{c}_r - \tilde{c}_g \tilde{P} \otimes \tilde{c}_g - \tilde{c}_b \tilde{P} \otimes \tilde{c}_b \right) \\
 &\quad + 3m \left( \tilde{\mathcal{B}} \otimes \tilde{I} + \tilde{I} \otimes \tilde{\mathcal{B}} \right) + \frac{g^2}{2} \sum_a \left( \tilde{Q}^{(a)} \otimes \tilde{I} \right)^2 + \frac{h^2}{2} \sum_a \left( \tilde{Q}^{(a)} \otimes \tilde{I} + \tilde{I} \otimes \tilde{Q}^{(a)} \right)^2, \\
 &= H_{1kin} + H_{1m} + H_{1el} + H_{1h},
 \end{aligned} \tag{18}$$

where  $\tilde{I}$  is the identity operator. The term with coefficient  $h$  has been included to enforce color-neutrality across the lattice as  $h \rightarrow \infty$ , as we implemented in previous work [36]. This generates a significant penalty for chromo-electric energy density beyond the end of the spatial lattice, and without this term color-edge states appear as low-lying states in the spectrum due to OBCs [36]. In the large- $h$  limit, only color-singlet states remain at low energies.

This system is sufficiently simple and of small dimensionality, involving a  $64 \times 64$  Hamiltonian matrix, that it can be exactly diagonalized with classical computers. Projecting to states with good baryon number further reduces the size of the matrix. For example, in the  $B = 0$  sector, the contributing configurations correspond to i) both qu8its in the vacuum (a  $\mathbf{1}$ ); ii) the qu8its are in the one-quark one-anti-quark sector ( $\mathbf{3} \otimes \mathbf{\bar{3}} = \mathbf{8} \oplus \mathbf{1}$ ); iii) the qu8its are in the two-quark two-anti-quark sector, ( $\mathbf{3} \otimes \mathbf{3} = \mathbf{8} \oplus \mathbf{1}$ ); and, iv) both qu8its are in the completely occupied state, a baryon-anti-baryon pair (a  $\mathbf{1}$ ). Consequently, the total number of  $B = 0$  basis states is  $n_{B=0} = 1 + 9 + 9 + 1 = 20$ . However, a large value of  $h$  propels the  $\mathbf{8}$ 's high in the spectrum, leaving only four color-singlet states in the low-lying spectrum. These are formed from linear combinations of the eight pairings of states in the qu8its.<sup>7</sup>

As this is a system we have analyzed previously using the JW mapping to qubits [36], the low-lying spectra and time-evolution from arbitrary initial states are known. The (exact) time evolution found from matrix exponentiation of the Hamiltonian in Eq. (18), is found to furnish results that agree with our previous analyses.

As shown in Eq. (21) below, the chromo-electric term  $\hat{H}_{1el}$  is diagonal in the qu8it computational basis for  $L = 1$ . Thus, in the case of an ideal quantum computer, with an initial state that is a color-singlet, exact time evolution will leave the system in a color-singlet state at all subsequent times, even without the “ $h$ -term” in Eq. (18). As such, that term can be omitted in the time-evolution operator in the case of  $L = 1$ . For systems with  $L > 1$ , however, color-charge is violated by Trotterized time evolution (in particular, due to Trotterization of the eight contributions to the color sum in the chromo-electric field term, when the color-charge operators act on different sites), and consequently, including the “ $h$ -term” is a means to mitigate this violation.

<sup>7</sup> If we were working in U(1) lattice gauge theory describing quantum electrodynamics, the situation would be somewhat less complex because each (tensor-product) basis state is an eigenstate of the electric-charge operator. This is not the situation for non-Abelian theories, where the color-charge operator generally mixes basis states.



### 1. Quantum Circuits and Givens Rotations

To establish the quantum circuits for the  $N_f = 1$  and  $L = 1$  system, the Hamiltonian is decomposed into unitary operations on each of the qu8its. As is standard for quantum operations on qudits, the Hamiltonian in Eq. (18) is decomposed into generators of Givens rotations,  $\mathcal{X}_{ij}$ ,  $\mathcal{Y}_{ij}$ , and  $\mathcal{Z}_i$ . In this case,  $d = 8$ , these provide a complete set of generators for  $SU(8)$  transformations on a single qu8it. It is convenient, in an effort to better connect with hardware aspects of simulations, to work with Hadamard-Walsh matrices,  $w_i$ , rather than with  $\mathcal{Z}_i$ . For  $d = 8$ , there are 28  $\mathcal{X}_{ij}$ , 28  $\mathcal{Y}_{ij}$ , and 8  $w_i$  (including the identity), as defined in App. C.

The kinetic-energy operator in the Hamiltonian in Eq. (18) is comprised only of terms that act on both qu8its. As the annihilation and creation operators induce multiple transitions within a qu8it, as depicted in Fig. 2, this term decomposes into multiple tensor products of Givens matrices,

$$\begin{aligned}
H_{1kin} = & \frac{1}{4} \sum_{r \in \{(12), (13), (14), \\ & (58), (68), (78), \\ & -(26), -(27), -(35), \\ & -(37), -(45), -(46)\}} (\mathcal{X}_r \otimes \mathcal{X}_r - \mathcal{Y}_r \otimes \mathcal{Y}_r) \\
& + \frac{1}{4} \sum_{(r,s) \in \{(12)(58), (13)(68), \\ & (14)(78), (26)(35), \\ & (27)(45), (37)(46)\}} (\mathcal{X}_r \otimes \mathcal{X}_s + \mathcal{X}_s \otimes \mathcal{X}_r - \mathcal{Y}_r \otimes \mathcal{Y}_s - \mathcal{Y}_s \otimes \mathcal{Y}_r) \\
& + \frac{1}{4} \sum_{(r,s) \in \{(12)(37), (46)(12), \\ & (27)(13), (13)(45), (14)(26), \\ & (35)(14), (78)(26), (27)(68), \\ & (35)(78), (58)(37), (68)(45), \\ & (46)(58)\}} (\mathcal{X}_r \otimes \mathcal{X}_s - \mathcal{X}_s \otimes \mathcal{X}_r - \mathcal{Y}_r \otimes \mathcal{Y}_s + \mathcal{Y}_s \otimes \mathcal{Y}_r) , \tag{19}
\end{aligned}$$

where the minus sign in some of the indices in the first summation means a global minus sign for that corresponding term. The mass term in the Hamiltonian is diagonal, given in terms of the action of the baryon-number matrix  $\tilde{B}$  defined in Eq. (12), and which can be further decomposed into the  $w_i$ ,

$$\begin{aligned}
H_{1m} &= 3m \left( \tilde{B} \otimes \tilde{I} + \tilde{I} \otimes \tilde{B} \right) \\
&= \frac{m}{\sqrt{2}} \left( (6w_1 - 3w_2 - w_4 - w_6 - w_8) \otimes \tilde{I} + \tilde{I} \otimes (6w_1 - 3w_2 - w_4 - w_6 - w_8) \right) , \\
\tilde{B} &= \frac{1}{3} \text{diag}(0, 1, 1, 1, 2, 2, 2, 3) = \frac{1}{3\sqrt{2}} (6w_1 - 3w_2 - w_4 - w_6 - w_8) . \tag{20}
\end{aligned}$$

For a single site, the contribution of the chromo-electric-energy density to the Hamiltonian from within the lattice, receiving contributions from the  $n = 0$  qu8it site only, can be written as (details can be found in App. D),

$$\begin{aligned}
H_{1el} &= \frac{g^2}{2} \sum_a \left( \tilde{Q}^{(a)} \otimes \tilde{I} \right)^2 \rightarrow \frac{2g^2}{3} \text{diag}(0, 1, 1, 1, 1, 1, 1, 0) \otimes \tilde{I} \\
&= \frac{g^2}{2} \left( 8w_1 \otimes w_1 - \frac{8}{3} (w_3 + w_5 + w_7) \otimes w_1 \right) \\
&= \frac{g^2}{2} \left( \tilde{I} \otimes \tilde{I} - \text{diag} \left( 1, -\frac{1}{3}, -\frac{1}{3}, -\frac{1}{3}, -\frac{1}{3}, -\frac{1}{3}, -\frac{1}{3}, 1 \right) \otimes \tilde{I} \right) . \tag{21}
\end{aligned}$$

The  $h$ -term introduced to enforce color neutrality of an  $L > 1$  lattice, requires computing the square of the total color

charge of the lattice (see App. D),

$$\begin{aligned}
H_{1h} &= \frac{h^2}{2} \sum_{a=1}^8 \left( \tilde{Q}^{(a)} \tilde{Q}^{(a)} \otimes \tilde{I} + \tilde{I} \otimes \tilde{Q}^{(a)} \tilde{Q}^{(a)} + 2\tilde{Q}^{(a)} \otimes \tilde{Q}^{(a)} \right) \\
&= \frac{h^2}{2} \left( 16w_1 \otimes w_1 - \frac{8}{3}w_1 \otimes (w_3 + w_5 + w_7) - \frac{8}{3}(w_3 + w_5 + w_7) \otimes w_1 \right. \\
&\quad - (w_3 - w_5) \otimes (w_3 - w_5) - \frac{1}{3}(w_4 + w_6 - 2w_8) \otimes (w_4 + w_6 - 2w_8) \\
&\quad + \frac{1}{2} \sum_{r \in \{(23),(24),(34), (56),(57),(67)\}} (\mathcal{Y}_r \otimes \mathcal{Y}_r - \mathcal{X}_r \otimes \mathcal{X}_r) \\
&\quad \left. + \frac{1}{2} \sum_{(r,s) \in \{(23)(56), (24)(57), (34)(67)\}} (\mathcal{X}_r \otimes \mathcal{X}_s + \mathcal{Y}_r \otimes \mathcal{Y}_s + \mathcal{X}_s \otimes \mathcal{X}_r + \mathcal{Y}_s \otimes \mathcal{Y}_r) \right). \quad (22)
\end{aligned}$$

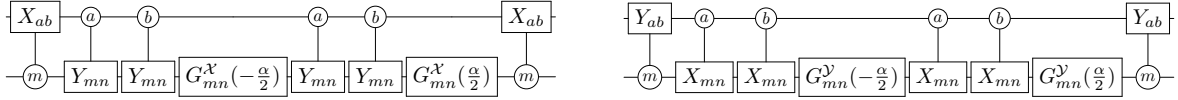


FIG. 4. Quantum circuits acting on qu8its that implement (left panel)  $G^{\mathcal{X}\mathcal{X}}_{abmn}(\alpha) = e^{-i\alpha X_{ab} \otimes X_{mn}}$ , and (right panel)  $G^{\mathcal{Y}\mathcal{Y}}_{abmn}(\alpha) = e^{-i\alpha Y_{ab} \otimes Y_{mn}}$ . These are required to implement Trotterized time evolution, along with single-qu8it gates, corresponding to the Hamiltonian terms in Eqs. (19), (20), (21) and (22). This circuit structure is reproduced from our previous work [65].

The Trotterized time evolution arising from this Hamiltonian, written in terms of generators of Givens transformation, can be implemented on qu8its using known quantum circuits, requiring 96 two-qu8it Givens rotations, and including the  $H_{1h}$  contribution would require an additional 26 rotations.<sup>8</sup> Figure 4 shows the quantum circuits for implementing the unitary operations of the form  $G^{\mathcal{X}\mathcal{X}}_{abmn}(\alpha) = e^{-i\alpha X_{ab} \otimes X_{mn}}$  and  $G^{\mathcal{Y}\mathcal{Y}}_{abmn}(\alpha) = e^{-i\alpha Y_{ab} \otimes Y_{mn}}$ , which are the only required entangling structures, as a function of controlled gates. The associated gate-count for implementing one Trotter step of time evolution for  $N_f = 1$  and  $L = 1$  is, including the  $h$ -term, 732 controlled- $X$  and - $Y$  gates, and 249 single qu8it rotations, which is much larger compared to the direct application of  $G^{\mathcal{X}\mathcal{X}}_{abmn}(\alpha)$  and  $G^{\mathcal{Y}\mathcal{Y}}_{abmn}(\alpha)$  via the generalized Mølmer-Sørensen (MS) gates [66, 90].

## 2. Restructuring

A recent paper [79], where a different route to implementing similar types of gates is taken, indicates significant reductions in two-qu8it rotations can be gained by grouping operators. This is motivated by advances in quantum hardware [66, 67] so that multiple of the transitions associated with, for instance, the addition of a red-quark at a given site can be implemented simultaneously, as opposed to sequentially. This suggests that all of the operations associated with the red-quark-creation operator can be grouped together. Similarly for the green and blue operations, and for their corresponding annihilation. The kinetic-energy term in Eq. (19) can be greatly simplified, and written as

$$H_{1kin} = \frac{1}{4}(A_0^{(r)} \otimes A_1^{(r)} - B_0^{(r)} \otimes B_1^{(r)}) + \frac{1}{4}(A_0^{(g)} \otimes A_1^{(g)} - B_0^{(g)} \otimes B_1^{(g)}) + \frac{1}{4}(A_0^{(b)} \otimes A_1^{(b)} - B_0^{(b)} \otimes B_1^{(b)}), \quad (23)$$

<sup>8</sup> We had hoped that the qu8it mapping would eliminate or mitigate the violation of SU(3) color charge occurring for  $L > 1$  lattices due to Trotterization (that we identified in Ref. [36]). However, this is not the case, and Trotterization of the time-evolution arising from the qu8its Hamiltonian also violates color-charge conservation for  $L > 1$ .

where

$$\begin{aligned} A_0^{(r)} &= \mathcal{X}_{(12)} - \mathcal{X}_{(37)} + \mathcal{X}_{(46)} + \mathcal{X}_{(58)} , & A_1^{(r)} &= \mathcal{X}_{(12)} + \mathcal{X}_{(37)} - \mathcal{X}_{(46)} + \mathcal{X}_{(58)} , \\ A_0^{(g)} &= \mathcal{X}_{(13)} + \mathcal{X}_{(27)} - \mathcal{X}_{(45)} + \mathcal{X}_{(68)} , & A_1^{(g)} &= \mathcal{X}_{(13)} - \mathcal{X}_{(27)} + \mathcal{X}_{(45)} + \mathcal{X}_{(68)} , \\ A_0^{(b)} &= \mathcal{X}_{(14)} - \mathcal{X}_{(26)} + \mathcal{X}_{(35)} + \mathcal{X}_{(78)} , & A_1^{(b)} &= \mathcal{X}_{(14)} + \mathcal{X}_{(26)} - \mathcal{X}_{(35)} + \mathcal{X}_{(78)} , \end{aligned} \quad (24)$$

and the  $B_n^{(\alpha)}$  operators are analogous to the  $A_n^{(\alpha)}$  operators with  $\mathcal{X} \leftrightarrow \mathcal{Y}$ . The 96 two-qu8it entangling terms in Eq. (19) are reduced to just 6 in Eq. (23). The mass term is unchanged, as is the contribution from the chromo-electric field proportional to  $g^2$ , neither of which involve two-qu8it entangling gates.

For the  $h$ -term, a similar simplification of terms exists by groupings into commuting sets,

$$\begin{aligned} H_{1h} &= \frac{h^2}{2} \left( \frac{1}{2} (D^{(12)} \otimes D^{(12)} - C^{(12)} \otimes C^{(12)}) + \frac{1}{2} (D^{(45)} \otimes D^{(45)} - C^{(45)} \otimes C^{(45)}) \right. \\ &\quad + \frac{1}{2} (D^{(67)} \otimes D^{(67)} - C^{(67)} \otimes C^{(67)}) + 2\tilde{Q}^{(3)} \otimes \tilde{Q}^{(3)} + 2\tilde{Q}^{(8)} \otimes \tilde{Q}^{(8)} \\ &\quad \left. + 2\tilde{I} \otimes \tilde{I} - \text{diag} \left( 1, -\frac{1}{3}, -\frac{1}{3}, -\frac{1}{3}, -\frac{1}{3}, -\frac{1}{3}, -\frac{1}{3}, 1 \right) \otimes \tilde{I} - \tilde{I} \otimes \text{diag} \left( 1, -\frac{1}{3}, -\frac{1}{3}, -\frac{1}{3}, -\frac{1}{3}, -\frac{1}{3}, -\frac{1}{3}, 1 \right) \right) \end{aligned} \quad (25)$$

where the  $C$  and  $D$  terms are

$$\begin{aligned} C^{(12)} &= \mathcal{X}_{(23)} - \mathcal{X}_{(56)} , & C^{(45)} &= \mathcal{X}_{(24)} - \mathcal{X}_{(57)} , & C^{(67)} &= \mathcal{X}_{(34)} - \mathcal{X}_{(67)} , \\ D^{(12)} &= \mathcal{Y}_{(23)} + \mathcal{Y}_{(56)} , & D^{(45)} &= \mathcal{Y}_{(24)} + \mathcal{Y}_{(57)} , & D^{(67)} &= \mathcal{Y}_{(34)} + \mathcal{Y}_{(67)} . \end{aligned} \quad (26)$$

The 26 two-qu8it operations in  $H_{1h}$  in Eq. (22) is reduced to 8 in Eq. (25) by this restructuring.

## B. QCD with $N_f$ Flavors on $L$ Spatial Site and Quantum Resource Requirements

Considering the general situation of an arbitrary number of spatial lattice sites and an arbitrary number of flavors of quarks, the Hamiltonian becomes (including the  $h$ -term),

$$\begin{aligned} \hat{H} &= \hat{H}_{kin} + \hat{H}_m + \hat{H}_{el} + \hat{H}_h , \\ &= \frac{1}{2} \sum_{n=0}^{2L-2} \sum_{f=u,d,s,\dots} \sum_{\alpha=r,g,b} \left( \hat{c}_{\alpha,f,n}^\dagger \hat{c}_{\alpha,f,n+1}^\dagger - \hat{c}_{\alpha,f,n} \hat{c}_{\alpha,f,n+1} \right) + 3 \sum_{n=0}^{2L-1} \sum_{f=u,d,s,\dots} m_f \hat{B}_{f,n} \\ &\quad + \frac{g^2}{2} \sum_{n=0}^{2L-2} \sum_{a=1}^8 \left( \sum_{m \leq n} \sum_{f=u,d,s,\dots} \hat{Q}_{f,m}^{(a)} \right)^2 + \frac{h^2}{2} \sum_{n=0}^{2L-1} \sum_{a=1}^8 \left( \sum_{m \leq n} \sum_{f=u,d,s,\dots} \hat{Q}_{f,m}^{(a)} \right)^2 . \end{aligned} \quad (27)$$

The mapping to qu8its is a generalization of that discussed above, and displayed in Fig. 1. There are  $2N_f L$  qu8its, half support the quark sites and half support the anti-quark sites. The kinetic term connects adjacent qu8its and anti-qu8its of the same flavor across the lattice, the mass term provides contributions from individual qu8its and anti-qu8its, and the chromo-electric term(s) connects all qu8its and anti-qu8its. The kinetic term in the Hamiltonian becomes,

$$H_{kin} = \sum_{n=0}^{2L-2} \sum_{f=u,d,s,\dots} \sum_{\alpha=r,g,b} \frac{1}{4} (A_{0,f,n}^{(\alpha)} \otimes A_{1,f,n+1}^{(\alpha)} - B_{0,f,n}^{(\alpha)} \otimes B_{1,f,n+1}^{(\alpha)}) , \quad (28)$$

where  $A_{0,f,n}^{(\alpha)}$  denotes  $A_0^{(\alpha)}$  from Eq. (24), acting on the flavor  $f$  qu8it at site  $n$ . The mass terms given in Eq. (27), with a straightforward generalization of the above, becomes

$$H_m = 3 \sum_{n=0}^{2L-1} \sum_{f=u,d,s,\dots} m_f \tilde{B}_{f,n} . \quad (29)$$

Qudits	Number of qudits	$U_{kin}$ ent. gates	$U_{el}$ ent. gates
Qubit ( $d = 2$ )	$6N_f L$	$6N_f(8L - 3) - 4$	$N_f(2L - 1)[23N_f(2L - 1) - 17]$
Qu8it ( $d = 8$ )	$2N_f L$	$6N_f(2L - 1)$	$4N_f(2L - 1)[N_f(2L - 1) - 1]$
Reduction in resources ( $L \rightarrow \infty$ )	3	4	5.75

TABLE I. The number of qudits ( $d = 2$  and  $d = 8$ ) and entangling gates for applying a single Trotter step using the unitary operators corresponding to the kinetic ( $U_{kin}$ ) and the  $\mathcal{O}(g^2)$  chromo-electric ( $U_{el}$ ) parts of the SU(3) Hamiltonian, comparing qubit and qu8it implementations.

The color charge-charge contribution is somewhat more involved due to the number of terms, but can be simplified using symmetries of the sums, as shown in App. D. The summation can be reorganized,

$$\begin{aligned}
\sum_{n=0}^8 \sum_{a=1}^8 \left( \sum_{m \leq n} \sum_{f=u,d,s,\dots} \hat{Q}_{f,m}^{(a)} \right)^2 &= \sum_{n=0}^8 \sum_{m,m' \leq n} \sum_{f,f'} \sum_{a=1}^8 \hat{Q}_{f,m}^{(a)} \hat{Q}_{f',m'}^{(a)} \\
&= \sum_{n=0}^8 \sum_{\substack{m,m' \in \text{even} \\ m,m' \in \text{odd}}}^n \sum_{f,f'} \left( \sum_a \tilde{Q}_{f,m}^{(a)} \tilde{Q}_{f',m'}^{(a)} \right) + 2 \sum_{n=0}^8 \sum_{\substack{m \in \text{even} \\ m' \in \text{odd}}}^n \sum_{f,f'} \left( \sum_a \tilde{Q}_{f,m}^{(a)} \tilde{Q}_{f',m'}^{(a)} \right), \quad (30)
\end{aligned}$$

where some of the terms act on the same site and flavor. Eq. (30) can be expanded in terms of the  $D$  and  $C$  operators from Eq. (26).

Now that the full Hamiltonian has been decomposed into one-qu8it and two-qu8it operations, an estimate of quantum resources can be performed for a single Trotter step of time evolution for the qu8it mappings, and compared to previously established results for qubit mappings [36]. Table I displays the resource estimates for entangling gates for qu8its and qubits. The number of entangling operations required for the qu8it mappings is significantly less by factors  $\gtrsim 5$  compared to qubit mappings.

## V. SUMMARY AND OUTLOOK

Motivated by continuing advances in the development of qudits for quantum computing, we have explored mapping 1+1D QCD to  $d = 8$  qudits. We have presented the general framework for performing quantum simulations of QCD with arbitrary numbers of flavors and lattice sites, and provided a detailed discussion of the theory with  $N_f = 1$  and  $L = 1$ . The main reason for considering performing quantum simulations using qu8its is because the number of two-qu8it entangling operations required to evolve a given state forward in time is significantly less (more than a factor of 5 reduction) than the corresponding number for mappings to qubits. This is an important consideration for two main reasons. One is that the time to perform a two-qudit entangling operation on a quantum device is much longer than for a single qudit operation, and the second is the relative fidelity of the two types of operations. The naive mapping with sequentially-Trotterized entangling operations does not provide obvious gains, but the recently developed capabilities to simultaneously induce multiple transitions within qudits, enabling multiple entangling operations to be performed in parallel, is the source of the large gain. Thus, qudit devices of comparable fidelity gate operations and coherence times to an analogous device with a qubit register, are expected to be able to perform significantly superior quantum simulations of 1+1D QCD.

The results presented in this work readily generalize to an arbitrary numbers of colors. For the  $N_c = 2$  case, relevant for  $SU(2)$ , quaquarts ( $d = 4$ ) are needed to embed the vacuum in 1 state, single quarks in 2 states, and singlet two-quark in 1 state. The number of entangling gates for each term of the kinetic piece of the Hamiltonian is reduced to 4, and for each  $\tilde{Q}^{(a)} \otimes \tilde{Q}^{(a)}$  term, 3 entangling gates are required. For  $N_c = 4$ , analogous gains can be achieved using qudits with  $d = 16$ , qu16its. The mapping is such that the vacuum occupies 1 state, single quarks occupy 4, two quarks occupy 6, three quarks occupy 4, and four quarks occupy 1. It requires 8 entangling gates for the kinetic piece, and 15 for each  $\tilde{Q}^{(a)} \otimes \tilde{Q}^{(a)}$  term. Quarks transforming in higher-dimension gauge groups can be mapped in similar ways, with  $2N_c$  terms needed for the kinetic piece, and  $N_c^2 - 1$  for  $\tilde{Q}^{(a)} \otimes \tilde{Q}^{(a)}$ . While the reduction in resources compared to qubits remains constant for the kinetic part, for the chromo-electric piece it is found to scale as  $N_c(2N_c + 17)/(3 + 3N_c)$ , which increases as a function of  $N_c$ . Mapping fermion occupations to qudits, as we

have presented in this work, inspired by quantum chemistry and nuclear many-body systems, are also expected to accelerate quantum simulations of quantum field theories in higher numbers of spatial dimensions. This is the subject of future work.

### ACKNOWLEDGMENTS

We would like to thank Crystal Senko and Sara Mouradian for discussions related to trapped-ion qudit systems which, in part, led to this work. We would also like to thank Roland Farrell for helpful discussions, and for all of our other colleagues and collaborators that provide the platform from which this work has emerged. Martin Savage would like to thank the Physics Department at Universität Bielefeld for kind hospitality during some of this work. This work was supported, in part, by Universität Bielefeld and ERC-885281-KILONOVA Advanced Grant (Caroline Robin), by U.S. Department of Energy, Office of Science, Office of Nuclear Physics, Inqubator for Quantum Simulation (IQuS)<sup>9</sup> under Award Number DOE (NP) Award DE-SC0020970 (Martin Savage), and the Quantum Science Center (QSC),<sup>10</sup> a National Quantum Information Science Research Center of the U.S. Department of Energy (Marc Illa). This work was supported, in part, through the Department of Physics<sup>11</sup> and the College of Arts and Sciences<sup>12</sup> at the University of Washington. We have made extensive use of Wolfram *Mathematica* [91].

---

<sup>9</sup> <https://iqus.uw.edu>

<sup>10</sup> <https://qscience.org>

<sup>11</sup> <https://phys.washington.edu>

<sup>12</sup> <https://www.artsci.washington.edu>

### Appendix A: Gell-Mann Matrices

The matrix representation of the generators of SU(3) transformations,  $T^a$ , acting on the fundamental representation are related to the Gell-Mann matrices via  $T^a = \frac{1}{2}\lambda^a$ , such that  $\text{Tr}[T^a T^b] = \frac{1}{2}\delta^{ab}$ . Using Gell-Mann's convention,

$$\begin{aligned} \lambda^1 &= \begin{pmatrix} 0 & 1 & 0 \\ 1 & 0 & 0 \\ 0 & 0 & 0 \end{pmatrix}, \quad \lambda^2 = \begin{pmatrix} 0 & -i & 0 \\ i & 0 & 0 \\ 0 & 0 & 0 \end{pmatrix}, \quad \lambda^3 = \begin{pmatrix} 1 & 0 & 0 \\ 0 & -1 & 0 \\ 0 & 0 & 0 \end{pmatrix}, \quad \lambda^4 = \begin{pmatrix} 0 & 0 & 1 \\ 0 & 0 & 0 \\ 1 & 0 & 0 \end{pmatrix}, \\ \lambda^5 &= \begin{pmatrix} 0 & 0 & -i \\ 0 & 0 & 0 \\ i & 0 & 0 \end{pmatrix}, \quad \lambda^6 = \begin{pmatrix} 0 & 0 & 0 \\ 0 & 0 & 1 \\ 0 & 1 & 0 \end{pmatrix}, \quad \lambda^7 = \begin{pmatrix} 0 & 0 & 0 \\ 0 & 0 & -i \\ 0 & i & 0 \end{pmatrix}, \quad \lambda^8 = \frac{1}{\sqrt{3}} \begin{pmatrix} 1 & 0 & 0 \\ 0 & 1 & 0 \\ 0 & 0 & -2 \end{pmatrix}. \end{aligned} \quad (\text{A1})$$

### Appendix B: Embedding Quarks and Anti-Quarks into Qu8its

The fully antisymmetric quark states can be build from the vacuum and fermionic creation operators. Starting with the vacuum state,

$$|1\rangle \equiv |\Omega\rangle, \quad (\text{B1})$$

the one-quark states are,

$$\hat{c}_r^\dagger|1\rangle = \hat{c}_r^\dagger|\Omega\rangle = |q_r\rangle \equiv |2\rangle, \quad \hat{c}_g^\dagger|1\rangle = \hat{c}_g^\dagger|\Omega\rangle = |q_g\rangle \equiv |3\rangle, \quad \hat{c}_b^\dagger|1\rangle = \hat{c}_b^\dagger|\Omega\rangle = |q_b\rangle \equiv |4\rangle, \quad (\text{B2})$$

the two-quark states are,

$$\begin{aligned} \hat{c}_r^\dagger|2\rangle &= \hat{c}_r^\dagger|q_r\rangle = 0, & \hat{c}_g^\dagger|2\rangle &= \hat{c}_g^\dagger|q_r\rangle = \frac{1}{\sqrt{2}}|q_g q_r - q_r q_g\rangle \equiv -|7\rangle, \\ \hat{c}_r^\dagger|3\rangle &= \hat{c}_r^\dagger|q_g\rangle = \frac{1}{\sqrt{2}}|q_r q_g - q_g q_r\rangle \equiv |7\rangle, & \hat{c}_g^\dagger|3\rangle &= \hat{c}_g^\dagger|q_g\rangle = 0, \\ \hat{c}_r^\dagger|4\rangle &= \hat{c}_r^\dagger|q_b\rangle = \frac{1}{\sqrt{2}}|q_r q_b - q_b q_r\rangle \equiv -|6\rangle, & \hat{c}_g^\dagger|4\rangle &= \hat{c}_g^\dagger|q_b\rangle = \frac{1}{\sqrt{2}}|q_g q_b - q_b q_g\rangle \equiv |5\rangle, \\ \hat{c}_b^\dagger|2\rangle &= \hat{c}_b^\dagger|q_r\rangle = \frac{1}{\sqrt{2}}|q_b q_r - q_r q_b\rangle \equiv |6\rangle, \\ \hat{c}_b^\dagger|3\rangle &= \hat{c}_b^\dagger|q_g\rangle = \frac{1}{\sqrt{2}}|q_b q_g - q_g q_b\rangle \equiv -|5\rangle, \\ \hat{c}_b^\dagger|4\rangle &= \hat{c}_b^\dagger|q_b\rangle = 0, \end{aligned} \quad (\text{B3})$$

and the three-quark state is,

$$\begin{aligned} \hat{c}_r^\dagger|5\rangle &= \hat{c}_r^\dagger \frac{1}{\sqrt{2}}|q_g q_b - q_b q_g\rangle = \frac{1}{\sqrt{2}} \left( \frac{1}{\sqrt{3}}|q_r q_g q_b - q_g q_r q_b + q_g q_b q_r\rangle - \frac{1}{\sqrt{3}}|q_r q_b q_g - q_b q_r q_g + q_b q_g q_r\rangle \right) \equiv |8\rangle, \\ \hat{c}_r^\dagger|6\rangle &= \hat{c}_r^\dagger \frac{1}{\sqrt{2}}|q_b q_r - q_r q_b\rangle = 0, & \hat{c}_r^\dagger|7\rangle &= \hat{c}_r^\dagger \frac{1}{\sqrt{2}}|q_r q_g - q_g q_r\rangle = 0, \\ \hat{c}_g^\dagger|5\rangle &= \hat{c}_g^\dagger \frac{1}{\sqrt{2}}|q_g q_b - q_b q_g\rangle = 0, & \hat{c}_b^\dagger|5\rangle &= \hat{c}_b^\dagger \frac{1}{\sqrt{2}}|q_g q_b - q_b q_g\rangle = 0, \\ \hat{c}_g^\dagger|6\rangle &= \hat{c}_g^\dagger \frac{1}{\sqrt{2}}|q_b q_r - q_r q_b\rangle \equiv |8\rangle, & \hat{c}_b^\dagger|6\rangle &= \hat{c}_b^\dagger \frac{1}{\sqrt{2}}|q_b q_r - q_r q_b\rangle = 0, \\ \hat{c}_g^\dagger|7\rangle &= \hat{c}_g^\dagger \frac{1}{\sqrt{2}}|q_r q_g - q_g q_r\rangle = 0, & \hat{c}_b^\dagger|7\rangle &= \hat{c}_b^\dagger \frac{1}{\sqrt{2}}|q_r q_g - q_g q_r\rangle \equiv |8\rangle. \end{aligned} \quad (\text{B4})$$

We note that with these definitions, it is equally profitable to denote the qu8it states as

$$\begin{aligned} \{|\text{qu8it}\rangle\} &= \{|\Omega\rangle, |q_r\rangle, |q_g\rangle, |q_b\rangle, |q_g q_b\rangle, -|q_r q_b\rangle, |q_r q_g\rangle, |q_r q_g q_b\rangle\} \\ &= \{|1\rangle, |2\rangle, |3\rangle, |4\rangle, |5\rangle, |6\rangle, |7\rangle, |8\rangle\} \\ &= \{|\mathbf{1}_0\rangle, |\mathbf{3}_1, 1\rangle, |\mathbf{3}_1, 2\rangle, |\mathbf{3}_1, 3\rangle, |\mathbf{3}_2, 1\rangle, |\mathbf{3}_2, 2\rangle, |\mathbf{3}_2, 3\rangle, |\mathbf{1}_3\rangle\}, \end{aligned} \quad (\text{B5})$$

where the subindex in the irrep labels the number of quarks in the state. As discussed in the main text, an analogous mapping for the anti-quarks is,

$$\begin{aligned} \{|\overline{\text{qu8it}}\rangle\} &= \{|\phi\rangle, |\bar{q}_r\rangle, |\bar{q}_g\rangle, |\bar{q}_b\rangle, |\bar{q}_g \bar{q}_b\rangle, -|\bar{q}_r \bar{q}_b\rangle, |\bar{q}_r \bar{q}_g\rangle, |\bar{q}_r \bar{q}_g \bar{q}_b\rangle\} \\ &= \{|\bar{1}\rangle, |\bar{2}\rangle, |\bar{3}\rangle, |\bar{4}\rangle, |\bar{5}\rangle, |\bar{6}\rangle, |\bar{7}\rangle, |\bar{8}\rangle\} \\ &= \{|\mathbf{1}_0\rangle, |\mathbf{3}_1, 1\rangle, |\mathbf{3}_1, 2\rangle, |\mathbf{3}_1, 3\rangle, |\mathbf{3}_2, 1\rangle, |\mathbf{3}_2, 2\rangle, |\mathbf{3}_2, 3\rangle, |\mathbf{1}_3\rangle\}. \end{aligned} \quad (\text{B6})$$

### Appendix C: Givens Rotations for SU(8)

Givens rotations are a straightforward way to access SU(8) transformations, and are particularly convenient for quantum operations that are sequential applications of two-level transformations, as are induced, for example, by application of lasers to trapped ions. The notation that we will use parallels and extends the notation used for Pauli operators,  $\sigma_x, \sigma_y$  and  $\sigma_z \rightarrow \mathcal{X}_{ij}, \mathcal{Y}_{ij}$  and  $\mathcal{Z}_i$ . For SU(8) transformations, there are 28  $\mathcal{X}_{ij}$ s, 28  $\mathcal{Y}_{ij}$  and 7  $\mathcal{Z}_i$ s.

For the 7 diagonal generators  $\mathcal{Z}_i$ s, one basis is a straightforward extension of Gell-Mann's SU(3):

$$\begin{aligned} \mathcal{Z}_1 &= \text{diag}(1, -1, 0, 0, 0, 0, 0, 0), \quad \mathcal{Z}_2 = \frac{1}{\sqrt{3}} \text{diag}(1, 1, -2, 0, 0, 0, 0, 0), \\ \mathcal{Z}_3 &= \frac{1}{\sqrt{6}} \text{diag}(1, 1, 1, -3, 0, 0, 0, 0), \quad \mathcal{Z}_4 = \frac{1}{\sqrt{10}} \text{diag}(1, 1, 1, 1, -4, 0, 0, 0), \\ \mathcal{Z}_5 &= \frac{1}{\sqrt{15}} \text{diag}(1, 1, 1, 1, 1, -5, 0, 0), \quad \mathcal{Z}_6 = \frac{1}{\sqrt{21}} \text{diag}(1, 1, 1, 1, 1, 1, -6, 0), \\ \mathcal{Z}_7 &= \frac{1}{\sqrt{28}} \text{diag}(1, 1, 1, 1, 1, 1, 1, -7), \quad \text{Tr}[\mathcal{Z}_i \mathcal{Z}_j] = 2\delta^{ij}. \end{aligned} \quad (\text{C1})$$

However, an alternate choice that makes better connection to sequency analysis, and which we have chosen to use in our work, is the Hadamard-Walsh basis, which includes the identity operator,

$$\begin{aligned} w_1 &= \frac{1}{\sqrt{8}} \text{diag}(1, 1, 1, 1, 1, 1, 1, 1), \quad w_2 = \frac{1}{\sqrt{8}} \text{diag}(1, 1, 1, 1, -1, -1, -1, -1), \\ w_3 &= \frac{1}{\sqrt{8}} \text{diag}(1, 1, -1, -1, -1, -1, 1, 1), \quad w_4 = \frac{1}{\sqrt{8}} \text{diag}(1, 1, -1, -1, 1, 1, -1, -1), \\ w_5 &= \frac{1}{\sqrt{8}} \text{diag}(1, -1, -1, 1, 1, -1, -1, 1), \quad w_6 = \frac{1}{\sqrt{8}} \text{diag}(1, -1, -1, 1, -1, 1, 1, -1), \\ w_7 &= \frac{1}{\sqrt{8}} \text{diag}(1, -1, 1, -1, -1, 1, -1, 1), \quad w_8 = \frac{1}{\sqrt{8}} \text{diag}(1, -1, 1, -1, 1, -1, 1, -1), \end{aligned} \quad (\text{C2})$$

which are normalized such that  $\text{Tr}[w_i w_j] = \delta^{ij}$ . The ordering of the  $w_i$  is the same as those produced in `Mathematica` from `HadamardMatrix`[8].

The matrix representations of the (symmetric)  $\sigma^x$ -type generators,  $\mathcal{X}_{ij}$ , have all zero entries except for the elements defined by  $ij$ , such that  $\mathcal{X}_{ij} = \mathcal{X}_{ji} = 1$ . Similarly, the matrix representations of the (anti-symmetric)  $\sigma^y$ -type

generators,  $\mathcal{Y}_{ij}$ , have all zero entries except for the elements defined by  $ij$ , such that  $\mathcal{Y}_{ij} = -\mathcal{Y}_{ji} = -i$ . Examples are:

$$\mathcal{X}_{13} = \begin{pmatrix} 0 & 0 & 1 & 0 & 0 & 0 & 0 & 0 \\ 0 & 0 & 0 & 0 & 0 & 0 & 0 & 0 \\ 1 & 0 & 0 & 0 & 0 & 0 & 0 & 0 \\ 0 & 0 & 0 & 0 & 0 & 0 & 0 & 0 \\ 0 & 0 & 0 & 0 & 0 & 0 & 0 & 0 \\ 0 & 0 & 0 & 0 & 0 & 0 & 0 & 0 \\ 0 & 0 & 0 & 0 & 0 & 0 & 0 & 0 \\ 0 & 0 & 0 & 0 & 0 & 0 & 0 & 0 \end{pmatrix}, \quad \mathcal{Y}_{13} = \begin{pmatrix} 0 & 0 & -i & 0 & 0 & 0 & 0 & 0 \\ 0 & 0 & 0 & 0 & 0 & 0 & 0 & 0 \\ i & 0 & 0 & 0 & 0 & 0 & 0 & 0 \\ 0 & 0 & 0 & 0 & 0 & 0 & 0 & 0 \\ 0 & 0 & 0 & 0 & 0 & 0 & 0 & 0 \\ 0 & 0 & 0 & 0 & 0 & 0 & 0 & 0 \\ 0 & 0 & 0 & 0 & 0 & 0 & 0 & 0 \\ 0 & 0 & 0 & 0 & 0 & 0 & 0 & 0 \end{pmatrix}. \quad (\text{C3})$$

#### Appendix D: Contractions of Color-Charge Operators

Expressions for the contractions of color charge-charge operators can be found straightforwardly. Acting on a qu8it lattice site twice (for a 2-site system), the summations over adjoint indices reduces to

$$\begin{aligned} \sum_a \left( \tilde{Q}^{(a)} \otimes \tilde{I} \right)^2 &= \frac{4}{3} \text{diag}(0, 1, 1, 1, 1, 1, 1, 0) \otimes \tilde{I} \\ &= 8w_1 \otimes w_1 - \frac{8}{3} (w_3 + w_5 + w_7) \otimes w_1 \\ &= \tilde{I} \otimes \tilde{I} - \text{diag} \left( 1, -\frac{1}{3}, -\frac{1}{3}, -\frac{1}{3}, -\frac{1}{3}, -\frac{1}{3}, -\frac{1}{3}, 1 \right) \otimes \tilde{I}, \end{aligned} \quad (\text{D1})$$

and acting on a anti-qu8it lattice site twice, the summations over adjoint indices reduces to

$$\begin{aligned} \sum_a \left( \tilde{I} \otimes \tilde{Q}^{(a)} \right)^2 &= \frac{4}{3} \tilde{I} \otimes \text{diag}(0, 1, 1, 1, 1, 1, 1, 0) \\ &= 8w_1 \otimes w_1 - \frac{8}{3} w_1 \otimes (w_3 + w_5 + w_7) \\ &= \tilde{I} \otimes \tilde{I} - \tilde{I} \otimes \text{diag} \left( 1, -\frac{1}{3}, -\frac{1}{3}, -\frac{1}{3}, -\frac{1}{3}, -\frac{1}{3}, -\frac{1}{3}, 1 \right). \end{aligned} \quad (\text{D2})$$

In general, there will be contributions from color-charge operators acting on two sites, of the form quark-quark, anti-quark-anti-quark and quark-anti-quark. For color-charge operators acting on arbitrary quark-quark and anti-quark-anti-quark sites,

$$\begin{aligned} \sum_a \tilde{Q}^{(a)} \otimes \tilde{Q}^{(a)} &= \sum_a \tilde{\tilde{Q}}^{(a)} \otimes \tilde{\tilde{Q}}^{(a)} = \frac{1}{2} (w_3 - w_5) \otimes (w_3 - w_5) + \frac{1}{6} (w_4 + w_6 - 2w_8) \otimes (w_4 + w_6 - 2w_8) \\ &\quad + \frac{1}{4} \sum_{r \in \{(23), (24), (34), (56), (57), (67)\}} (\mathcal{Y}_r \otimes \mathcal{Y}_r + \mathcal{X}_r \otimes \mathcal{X}_r) \\ &\quad + \frac{1}{4} \sum_{(r,s) \in \{(23)(56), (24)(57), (34)(67)\}} (\mathcal{Y}_r \otimes \mathcal{Y}_s - \mathcal{X}_r \otimes \mathcal{X}_s + \mathcal{Y}_s \otimes \mathcal{Y}_r - \mathcal{X}_s \otimes \mathcal{X}_r), \end{aligned} \quad (\text{D3})$$

with

$$w_3 - w_5 = \frac{1}{\sqrt{2}} \text{diag}(0, 1, 0, -1, -1, 0, 1, 0), \quad w_4 + w_6 - 2w_8 = \frac{1}{\sqrt{2}} \text{diag}(0, 1, -2, 1, -1, 2, -1, 0). \quad (\text{D4})$$



Similarly, for operators acting on quark-anti-quark or anti-quark-quark sites,

$$\begin{aligned}
\sum_a \tilde{Q}^{(a)} \otimes \tilde{\bar{Q}}^{(a)} &= \sum_a \tilde{\bar{Q}}^{(a)} \otimes \tilde{Q}^{(a)} = -\frac{1}{2} (w_3 - w_5) \otimes (w_3 - w_5) - \frac{1}{6} (w_4 + w_6 - 2w_8) \otimes (w_4 + w_6 - 2w_8) \\
&\quad + \frac{1}{4} \sum_{r \in \{(23), (24), (34), (56), (57), (67)\}} (\mathcal{Y}_r \otimes \mathcal{Y}_r - \mathcal{X}_r \otimes \mathcal{X}_r) \\
&\quad + \frac{1}{4} \sum_{(r,s) \in \{(23)(56), (24)(57), (34)(67)\}} (\mathcal{X}_r \otimes \mathcal{X}_s + \mathcal{Y}_r \otimes \mathcal{Y}_s + \mathcal{X}_s \otimes \mathcal{X}_r + \mathcal{Y}_s \otimes \mathcal{Y}_r) \quad . \quad (D5)
\end{aligned}$$

Rewriting these sums in terms of commuting operators gives,

$$\begin{aligned}
\sum_a \tilde{Q}^{(a)} \otimes \tilde{Q}^{(a)} &= \frac{1}{4} (D^{(12)} \otimes D^{(12)} + C^{(12)} \otimes C^{(12)}) + \frac{1}{4} (D^{(45)} \otimes D^{(45)} + C^{(45)} \otimes C^{(45)}) \\
&\quad + \frac{1}{4} (D^{(67)} \otimes D^{(67)} + C^{(67)} \otimes C^{(67)}) + \tilde{Q}^{(3)} \otimes \tilde{Q}^{(3)} + \tilde{Q}^{(8)} \otimes \tilde{Q}^{(8)} \quad , \quad (D6)
\end{aligned}$$

$$\begin{aligned}
\sum_a \tilde{\bar{Q}}^{(a)} \otimes \tilde{\bar{Q}}^{(a)} &= \frac{1}{4} (D^{(12)} \otimes D^{(12)} + C^{(12)} \otimes C^{(12)}) + \frac{1}{4} (D^{(45)} \otimes D^{(45)} + C^{(45)} \otimes C^{(45)}) \\
&\quad + \frac{1}{4} (D^{(67)} \otimes D^{(67)} + C^{(67)} \otimes C^{(67)}) + \tilde{\bar{Q}}^{(3)} \otimes \tilde{\bar{Q}}^{(3)} + \tilde{\bar{Q}}^{(8)} \otimes \tilde{\bar{Q}}^{(8)} \\
&= \sum_a \tilde{Q}^{(a)} \otimes \tilde{Q}^{(a)} \quad , \quad (D7)
\end{aligned}$$

$$\begin{aligned}
\sum_a \tilde{Q}^{(a)} \otimes \tilde{\bar{Q}}^{(a)} &= \frac{1}{4} (D^{(12)} \otimes D^{(12)} - C^{(12)} \otimes C^{(12)}) + \frac{1}{4} (D^{(45)} \otimes D^{(45)} - C^{(45)} \otimes C^{(45)}) \\
&\quad + \frac{1}{4} (D^{(67)} \otimes D^{(67)} - C^{(67)} \otimes C^{(67)}) + \tilde{Q}^{(3)} \otimes \tilde{\bar{Q}}^{(3)} + \tilde{Q}^{(8)} \otimes \tilde{\bar{Q}}^{(8)} \quad , \quad (D8)
\end{aligned}$$

$$\begin{aligned}
\sum_a \tilde{\bar{Q}}^{(a)} \otimes \tilde{Q}^{(a)} &= \frac{1}{4} (D^{(12)} \otimes D^{(12)} - C^{(12)} \otimes C^{(12)}) + \frac{1}{4} (D^{(45)} \otimes D^{(45)} - C^{(45)} \otimes C^{(45)}) \\
&\quad + \frac{1}{4} (D^{(67)} \otimes D^{(67)} - C^{(67)} \otimes C^{(67)}) + \tilde{\bar{Q}}^{(3)} \otimes \tilde{Q}^{(3)} + \tilde{\bar{Q}}^{(8)} \otimes \tilde{Q}^{(8)} \\
&= \sum_a \tilde{Q}^{(a)} \otimes \tilde{Q}^{(a)} \quad , \quad (D9)
\end{aligned}$$

where the  $C^{(ij)}$  and  $D^{(ij)}$  are given in Eq. (26), and  $\tilde{\bar{Q}}^{(3)} = -\tilde{Q}^{(3)}$  and  $\tilde{\bar{Q}}^{(8)} = -\tilde{Q}^{(8)}$  have been used.

- 
- [1] M. C. Bañuls *et al.*, Simulating Lattice Gauge Theories within Quantum Technologies, *Eur. Phys. J. D* **74**, 165 (2020), [arXiv:1911.00003 \[quant-ph\]](#).
  - [2] W. Guan, G. Perdue, A. Pesah, M. Schuld, K. Terashi, S. Vallecorsa, and J.-R. Vlimant, Quantum Machine Learning in High Energy Physics, *Mach. Learn. Sci. Tech.* **2**, 011003 (2021), [arXiv:2005.08582 \[quant-ph\]](#).
  - [3] N. Klco, A. Roggero, and M. J. Savage, Standard model physics and the digital quantum revolution: thoughts about the interface, *Rept. Prog. Phys.* **85**, 064301 (2022), [arXiv:2107.04769 \[quant-ph\]](#).
  - [4] A. Delgado *et al.*, Quantum Computing for Data Analysis in High-Energy Physics, in *Snowmass 2021* (2022) [arXiv:2203.08805 \[physics.data-an\]](#).
  - [5] C. W. Bauer *et al.*, Quantum Simulation for High-Energy Physics, *PRX Quantum* **4**, 027001 (2023), [arXiv:2204.03381 \[quant-ph\]](#).
  - [6] C. W. Bauer, Z. Davoudi, N. Klco, and M. J. Savage, Quantum simulation of fundamental particles and forces, *Nature Rev. Phys.* **5**, 420 (2023).

- [7] D. Beck *et al.*, Quantum Information Science and Technology for Nuclear Physics. Input into U.S. Long-Range Planning, 2023 (2023) [arXiv:2303.00113 \[nucl-ex\]](#).
- [8] A. Di Meglio *et al.*, Quantum Computing for High-Energy Physics: State of the Art and Challenges. Summary of the QC4HEP Working Group (2023), [arXiv:2307.03236 \[quant-ph\]](#).
- [9] T. D. Cohen, H. Lamm, S. Lawrence, and Y. Yamauchi (NuQS), Quantum algorithms for transport coefficients in gauge theories, *Phys. Rev. D* **104**, 094514 (2021), [arXiv:2104.02024 \[hep-lat\]](#).
- [10] F. Turro, A. Ciavarella, and X. Yao, Classical and Quantum Computing of Shear Viscosity for 2+1D SU(2) Gauge Theory (2024), [arXiv:2402.04221 \[hep-lat\]](#).
- [11] C. W. Bauer, M. Freytsis, and B. Nachman, Simulating Collider Physics on Quantum Computers Using Effective Field Theories, *Phys. Rev. Lett.* **127**, 212001 (2021), [arXiv:2102.05044 \[hep-ph\]](#).
- [12] Z.-Y. Zhou, G.-X. Su, J. C. Halimeh, R. Ott, H. Sun, P. Hauke, B. Yang, Z.-S. Yuan, J. Berges, and J.-W. Pan, Thermalization dynamics of a gauge theory on a quantum simulator, *Science* **377**, 311 (2022), [arXiv:2107.13563 \[cond-mat.quant-gas\]](#).
- [13] E. A. Martinez *et al.*, Real-time dynamics of lattice gauge theories with a few-qubit quantum computer, *Nature* **534**, 516 (2016), [arXiv:1605.04570 \[quant-ph\]](#).
- [14] N. Klco, E. F. Dumitrescu, A. J. McCaskey, T. D. Morris, R. C. Pooser, M. Sanz, E. Solano, P. Lougovski, and M. J. Savage, Quantum-classical computation of Schwinger model dynamics using quantum computers, *Phys. Rev. A* **98**, 032331 (2018), [arXiv:1803.03326 \[quant-ph\]](#).
- [15] C. Kokail, C. Maier, R. van Bijnen, T. Brydges, M. K. Joshi, P. Jurcevic, C. A. Muschik, P. Silvi, R. Blatt, C. F. Roos, and P. Zoller, Self-verifying variational quantum simulation of lattice models, *Nature* **569**, 355 (2019), [arXiv:1810.03421 \[quant-ph\]](#).
- [16] H.-H. Lu, N. Klco, J. M. Lukens, T. D. Morris, A. Bansal, A. Ekström, G. Hagen, T. Papenbrock, A. M. Weiner, M. J. Savage, and P. Lougovski, Simulations of Subatomic Many-Body Physics on a Quantum Frequency Processor, *Phys. Rev. A* **100**, 012320 (2019), [arXiv:1810.03959 \[quant-ph\]](#).
- [17] N. Klco, J. R. Stryker, and M. J. Savage, SU(2) non-Abelian gauge field theory in one dimension on digital quantum computers, *Phys. Rev. D* **101**, 074512 (2020), [arXiv:1908.06935 \[quant-ph\]](#).
- [18] F. M. Surace, P. P. Mazza, G. Giudici, A. Lerose, A. Gambassi, and M. Dalmonte, Lattice gauge theories and string dynamics in Rydberg atom quantum simulators, *Phys. Rev. X* **10**, 021041 (2020), [arXiv:1902.09551 \[cond-mat.quant-gas\]](#).
- [19] A. Mil, T. V. Zache, A. Hegde, A. Xia, R. P. Bhatt, M. K. Oberthaler, P. Hauke, J. Berges, and F. Jendrzejewski, A scalable realization of local U(1) gauge invariance in cold atomic mixtures, *Science* **367**, 1128 (2020), [arXiv:1909.07641 \[cond-mat.quant-gas\]](#).
- [20] B. Yang, H. Sun, R. Ott, H.-Y. Wang, T. V. Zache, J. C. Halimeh, Z.-S. Yuan, P. Hauke, and J.-W. Pan, Observation of gauge invariance in a 71-site Bose-Hubbard quantum simulator, *Nature* **587**, 392 (2020), [arXiv:2003.08945 \[cond-mat.quant-gas\]](#).
- [21] A. Ciavarella, N. Klco, and M. J. Savage, Trailhead for quantum simulation of SU(3) Yang-Mills lattice gauge theory in the local multiplet basis, *Phys. Rev. D* **103**, 094501 (2021), [arXiv:2101.10227 \[quant-ph\]](#).
- [22] Y. Y. Atas, J. Zhang, R. Lewis, A. Jahanpour, J. F. Haase, and C. A. Muschik, SU(2) hadrons on a quantum computer via a variational approach, *Nat. Commun.* **12**, 6499 (2021), [arXiv:2102.08920 \[quant-ph\]](#).
- [23] S. A. Rahman, R. Lewis, E. Mendicelli, and S. Powell, SU(2) lattice gauge theory on a quantum annealer, *Phys. Rev. D* **104**, 034501 (2021), [arXiv:2103.08661 \[hep-lat\]](#).
- [24] G. Mazzola, S. V. Mathis, G. Mazzola, and I. Tavernelli, Gauge-invariant quantum circuits for U(1) and Yang-Mills lattice gauge theories, *Phys. Rev. Res.* **3**, 043209 (2021), [arXiv:2105.05870 \[quant-ph\]](#).
- [25] W. A. de Jong, K. Lee, J. Mulligan, M. Płoskoń, F. Ringer, and X. Yao, Quantum simulation of nonequilibrium dynamics and thermalization in the Schwinger model, *Phys. Rev. D* **106**, 054508 (2022), [arXiv:2106.08394 \[quant-ph\]](#).
- [26] W. Gong, G. Parida, Z. Tu, and R. Venugopalan, Measurement of Bell-type inequalities and quantum entanglement from  $\Lambda$ -hyperon spin correlations at high energy colliders, *Phys. Rev. D* **106**, L031501 (2022), [arXiv:2107.13007 \[hep-ph\]](#).
- [27] H. Riechert, J. C. Halimeh, V. Kasper, L. Brethau, E. Zohar, P. Hauke, and F. Jendrzejewski, Engineering a U(1) lattice gauge theory in classical electric circuits, *Phys. Rev. B* **105**, 205141 (2022), [arXiv:2108.01086 \[cond-mat.mes-hall\]](#).
- [28] N. H. Nguyen, M. C. Tran, Y. Zhu, A. M. Green, C. H. Alderete, Z. Davoudi, and N. M. Linke, Digital Quantum Simulation of the Schwinger Model and Symmetry Protection with Trapped Ions, *PRX Quantum* **3**, 020324 (2022), [arXiv:2112.14262 \[quant-ph\]](#).
- [29] A. N. Ciavarella and I. A. Chernyshev, Preparation of the SU(3) lattice Yang-Mills vacuum with variational quantum methods, *Phys. Rev. D* **105**, 074504 (2022), [arXiv:2112.09083 \[quant-ph\]](#).
- [30] M. Illa and M. J. Savage, Basic elements for simulations of standard-model physics with quantum annealers: Multigrid and clock states, *Phys. Rev. A* **106**, 052605 (2022), [arXiv:2202.12340 \[quant-ph\]](#).
- [31] J. Mildenberger, W. Mruczkiewicz, J. C. Halimeh, Z. Jiang, and P. Hauke, Probing confinement in a  $\mathbb{Z}_2$  lattice gauge theory on a quantum computer (2022), [arXiv:2203.08905 \[quant-ph\]](#).
- [32] A. Ciavarella, N. Klco, and M. J. Savage, Some Conceptual Aspects of Operator Design for Quantum Simulations of Non-Abelian Lattice Gauge Theories (2022) [arXiv:2203.11988 \[quant-ph\]](#).
- [33] S. A. Rahman, R. Lewis, E. Mendicelli, and S. Powell, Self-mitigating Trotter circuits for SU(2) lattice gauge theory on a quantum computer, *Phys. Rev. D* **106**, 074502 (2022), [arXiv:2205.09247 \[hep-lat\]](#).
- [34] M. Asaduzzaman, S. Catterall, G. C. Toga, Y. Meurice, and R. Sakai, Quantum simulation of the  $N$ -flavor Gross-Neveu model, *Phys. Rev. D* **106**, 114515 (2022), [arXiv:2208.05906 \[hep-lat\]](#).
- [35] N. Mueller, J. A. Carolan, A. Connelly, Z. Davoudi, E. F. Dumitrescu, and K. Yeter-Aydeniz, Quantum Computation of Dynamical Quantum Phase Transitions and Entanglement Tomography in a Lattice Gauge Theory, *PRX Quantum* **4**,

- 030323 (2023), [arXiv:2210.03089 \[quant-ph\]](#).
- [36] R. C. Farrell, I. A. Chernyshev, S. J. M. Powell, N. A. Zemlevskiy, M. Illa, and M. J. Savage, Preparations for Quantum Simulations of Quantum Chromodynamics in 1+1 Dimensions: (I) Axial Gauge, *Phys. Rev. D* **107**, 054512 (2023), [arXiv:2207.01731 \[quant-ph\]](#).
  - [37] Y. Y. Atas, J. F. Haase, J. Zhang, V. Wei, S. M. L. Pfaendler, R. Lewis, and C. A. Muschik, Simulating one-dimensional quantum chromodynamics on a quantum computer: Real-time evolutions of tetra- and pentaquarks, *Phys. Rev. Res.* **5**, 033184 (2023), [arXiv:2207.03473 \[quant-ph\]](#).
  - [38] R. C. Farrell, I. A. Chernyshev, S. J. M. Powell, N. A. Zemlevskiy, M. Illa, and M. J. Savage, Preparations for quantum simulations of quantum chromodynamics in 1+1 dimensions. II. Single-baryon  $\beta$ -decay in real time, *Phys. Rev. D* **107**, 054513 (2023), [arXiv:2209.10781 \[quant-ph\]](#).
  - [39] C. Charles, E. J. Gustafson, E. Hardt, F. Herren, N. Hogan, H. Lamm, S. Starecheski, R. S. Van de Water, and M. L. Wagman, Simulating Z2 lattice gauge theory on a quantum computer, *Phys. Rev. E* **109**, 015307 (2024), [arXiv:2305.02361 \[hep-lat\]](#).
  - [40] D. Pomarico, L. Cosmai, P. Facchi, C. Lupo, S. Pascasio, and F. V. Pepe, Dynamical Quantum Phase Transitions of the Schwinger Model: Real-Time Dynamics on IBM Quantum, *Entropy* **25**, 608 (2023), [arXiv:2302.01151 \[quant-ph\]](#).
  - [41] G.-X. Su, H. Sun, A. Hudomal, J.-Y. Desaulles, Z.-Y. Zhou, B. Yang, J. C. Halimeh, Z.-S. Yuan, Z. Papić, and J.-W. Pan, Observation of many-body scarring in a Bose-Hubbard quantum simulator, *Phys. Rev. Res.* **5**, 023010 (2023), [arXiv:2201.00821 \[cond-mat.quant-gas\]](#).
  - [42] W.-Y. Zhang, Y. Liu, Y. Cheng, M.-G. He, H.-Y. Wang, T.-Y. Wang, Z.-H. Zhu, G.-X. Su, Z.-Y. Zhou, Y.-G. Zheng, H. Sun, B. Yang, P. Hauke, W. Zheng, J. C. Halimeh, Z.-S. Yuan, and J.-W. Pan, Observation of microscopic confinement dynamics by a tunable topological  $\theta$ -angle (2023), [arXiv:2306.11794 \[cond-mat.quant-gas\]](#).
  - [43] A. N. Ciavarella, Quantum simulation of lattice QCD with improved Hamiltonians, *Phys. Rev. D* **108**, 094513 (2023), [arXiv:2307.05593 \[hep-lat\]](#).
  - [44] O. V. Borzenkova, G. I. Struchalin, I. Kondratyev, A. Moiseevskiy, I. V. Dyakonov, and S. S. Straupe, Error mitigated variational algorithm on a photonic processor (2023), [arXiv:2311.13985 \[quant-ph\]](#).
  - [45] S. Schuster, S. Kühn, L. Funcke, T. Hartung, M.-O. Pleinert, J. von Zanthier, and K. Jansen, Studying the phase diagram of the three-flavor Schwinger model in the presence of a chemical potential with measurement- and gate-based quantum computing (2023), [arXiv:2311.14825 \[hep-lat\]](#).
  - [46] T. Angelides, P. Naredi, A. Crippa, K. Jansen, S. Kühn, I. Tavernelli, and D. S. Wang, First-Order Phase Transition of the Schwinger Model with a Quantum Computer (2023), [arXiv:2312.12831 \[hep-lat\]](#).
  - [47] R. C. Farrell, M. Illa, A. N. Ciavarella, and M. J. Savage, Scalable Circuits for Preparing Ground States on Digital Quantum Computers: The Schwinger Model Vacuum on 100 Qubits (2023), [arXiv:2308.04481 \[quant-ph\]](#).
  - [48] Y. Chai, A. Crippa, K. Jansen, S. Kühn, V. R. Pascuzzi, F. Tacchino, and I. Tavernelli, Entanglement production from scattering of fermionic wave packets: a quantum computing approach (2023), [arXiv:2312.02272 \[quant-ph\]](#).
  - [49] R. C. Farrell, M. Illa, A. N. Ciavarella, and M. J. Savage, Quantum Simulations of Hadron Dynamics in the Schwinger Model using 112 Qubits (2024), [arXiv:2401.08044 \[quant-ph\]](#).
  - [50] A. H. Z. Kavaki and R. Lewis, From square plaquettes to triamond lattices for SU(2) gauge theory (2024), [arXiv:2401.14570 \[hep-lat\]](#).
  - [51] Z. Davoudi, C.-C. Hsieh, and S. V. Kadam, Scattering wave packets of hadrons in gauge theories: Preparation on a quantum computer (2024), [arXiv:2402.00840 \[quant-ph\]](#).
  - [52] A. N. Ciavarella and C. W. Bauer, Quantum Simulation of SU(3) Lattice Yang Mills Theory at Leading Order in Large N (2024), [arXiv:2402.10265 \[hep-ph\]](#).
  - [53] M. Meth *et al.*, Simulating 2D lattice gauge theories on a qudit quantum computer (2023), [arXiv:2310.12110 \[quant-ph\]](#).
  - [54] T. V. Zache, D. González-Cuadra, and P. Zoller, Fermion-qudit quantum processors for simulating lattice gauge theories with matter, *Quantum* **7**, 1140 (2023), [arXiv:2303.08683 \[quant-ph\]](#).
  - [55] A. Mezzacapo, J. Casanova, L. Lamata, and E. Solano, Digital Quantum Simulation of the Holstein Model in Trapped Ions, *Phys. Rev. Lett.* **109**, 200501 (2012), [arXiv:1207.2664 \[quant-ph\]](#).
  - [56] D. Yang, G. S. Giri, M. Johanning, C. Wunderlich, P. Zoller, and P. Hauke, Analog quantum simulation of (1+1)-dimensional lattice QED with trapped ions, *Phys. Rev. A* **94**, 052321 (2016), [arXiv:1604.03124 \[quant-ph\]](#).
  - [57] X. Zhang *et al.*, Experimental quantum simulation of fermion-antifermion scattering via boson exchange in a trapped ion, *Nat. Commun.* **9**, 195 (2018), [arXiv:1611.00099 \[quant-ph\]](#).
  - [58] Z. Davoudi, N. M. Linke, and G. Pagano, Toward simulating quantum field theories with controlled phonon-ion dynamics: A hybrid analog-digital approach, *Phys. Rev. Res.* **3**, 043072 (2021), [arXiv:2104.09346 \[quant-ph\]](#).
  - [59] D. González-Cuadra *et al.*, Fermionic quantum processing with programmable neutral atom arrays, *Proc. Nat. Acad. Sci.* **120**, e2304294120 (2023), [arXiv:2303.06985 \[quant-ph\]](#).
  - [60] A. Romanenko, R. Pilipenko, S. Zorzetti, D. Frolov, M. Awida, S. Belomestnykh, S. Posen, and A. Grassellino, Three-dimensional superconducting resonators at  $T < 20$  mK with the photon lifetime up to  $\tau = 2$  seconds, *Phys. Rev. Applied* **13**, 034032 (2020), [arXiv:1810.03703 \[quant-ph\]](#).
  - [61] M. S. Alam *et al.*, Quantum computing hardware for HEP algorithms and sensing, in *2022 Snowmass Summer Study* (2022) [arXiv:2204.08605 \[quant-ph\]](#).
  - [62] T. Roy, T. Kim, A. Romanenko, and A. Grassellino, Qudit-based quantum computing with SRF cavities at Fermilab, *PoS LATTICE2023*, 127 (2024).
  - [63] D. Gottesman, Fault tolerant quantum computation with higher dimensional systems, *Chaos Solitons Fractals* **10**, 1749 (1999), [arXiv:quant-ph/9802007](#).

- [64] Y. Wang, Z. Hu, B. C. Sanders, and S. Kais, Qudits and high-dimensional quantum computing, *Front. Phys.* **8**, 479 (2020), [arXiv:2008.00959 \[quant-ph\]](#).
- [65] M. Illa, C. E. P. Robin, and M. J. Savage, Quantum simulations of SO(5) many-fermion systems using qudits, *Phys. Rev. C* **108**, 064306 (2023), [arXiv:2305.11941 \[quant-ph\]](#).
- [66] P. Jiang Low, B. M. White, A. A. Cox, M. L. Day, and C. Senko, Practical trapped-ion protocols for universal qudit-based quantum computing, *Phys. Rev. Res.* **2**, 033128 (2020), [arXiv:1907.08569 \[physics.atom-ph\]](#).
- [67] M. Ringbauer, M. Meth, L. Postler, R. Stricker, R. Blatt, P. Schindler, and T. Monz, A universal qudit quantum processor with trapped ions, *Nature Phys.* **18**, 1053 (2022), [arXiv:2109.06903 \[quant-ph\]](#).
- [68] P. J. Low, B. White, and C. Senko, Control and Readout of a 13-level Trapped Ion Qudit (2023), [arXiv:2306.03340 \[quant-ph\]](#).
- [69] I. V. Zalivako *et al.*, Towards multiqudit quantum processor based on a  $^{171}\text{Yb}^+$  ion string: Realizing basic quantum algorithms (2024), [arXiv:2402.03121 \[quant-ph\]](#).
- [70] M. S. Blok, V. V. Ramasesh, T. Schuster, K. O'Brien, J. M. Kreikebaum, D. Dahlen, A. Morvan, B. Yoshida, N. Y. Yao, and I. Siddiqi, Quantum Information Scrambling on a Superconducting Qutrit Processor, *Phys. Rev. X* **11**, 021010 (2021), [arXiv:2003.03307 \[quant-ph\]](#).
- [71] L. M. Seifert, Z. Li, T. Roy, D. I. Schuster, F. T. Chong, and J. M. Baker, Exploring ququart computation on a transmon using optimal control, *Phys. Rev. A* **108**, 062609 (2023), [arXiv:2304.11159 \[quant-ph\]](#).
- [72] L. B. Nguyen, N. Goss, K. Siva, Y. Kim, Younis, B. Qing, A. Hashim, D. I. Santiago, and I. Siddiqi, Empowering high-dimensional quantum computing by traversing the dual bosonic ladder (2023), [arXiv:2312.17741 \[quant-ph\]](#).
- [73] Y. Chi *et al.*, A programmable qudit-based quantum processor, *Nat. Commun.* **13**, 1166 (2022).
- [74] H. Zhou, H. Gao, N. T. Leitao, O. Makarova, I. Cong, A. M. Douglas, L. S. Martin, and M. D. Lukin, Robust Hamiltonian Engineering for Interacting Qudit Systems (2023), [arXiv:2305.09757 \[quant-ph\]](#).
- [75] E. Gustafson, Prospects for Simulating a Qudit Based Model of (1+1)d Scalar QED, *Phys. Rev. D* **103**, 114505 (2021), [arXiv:2104.10136 \[quant-ph\]](#).
- [76] E. Gustafson, Noise Improvements in Quantum Simulations of sQED using Qutrits (2022), [arXiv:2201.04546 \[quant-ph\]](#).
- [77] D. González-Cuadra, T. V. Zache, J. Carrasco, B. Kraus, and P. Zoller, Hardware Efficient Quantum Simulation of Non-Abelian Gauge Theories with Qudits on Rydberg Platforms, *Phys. Rev. Lett.* **129**, 160501 (2022), [arXiv:2203.15541 \[quant-ph\]](#).
- [78] P. P. Popov, M. Meth, M. Lewenstein, P. Hauke, M. Ringbauer, E. Zohar, and V. Kasper, Variational quantum simulation of U(1) lattice gauge theories with qudit systems, *Phys. Rev. Res.* **6**, 013202 (2024), [arXiv:2307.15173 \[quant-ph\]](#).
- [79] G. Calajò, G. Magnifico, C. Edmunds, M. Ringbauer, S. Montangero, and P. Silvi, Digital quantum simulation of a (1+1)D SU(2) lattice gauge theory with ion qudits (2024), [arXiv:2402.07987 \[quant-ph\]](#).
- [80] M. Calixto, A. Mayorgas, and J. Guerrero, Entanglement and U(D)-spin squeezing in symmetric multi-quDit systems and applications to quantum phase transitions in Lipkin–Meshkov–Glick D-level atom models, *Quantum Inf. Process.* **20**, 304 (2021), [arXiv:2104.10581 \[quant-ph\]](#).
- [81] T. V. Zache, F. Hebenstreit, F. Jendrzejewski, M. K. Oberthaler, J. Berges, and P. Hauke, Quantum simulation of lattice gauge theories using Wilson fermions, *Quantum Sci. Technol.* **3**, 034010 (2018), [arXiv:1802.06704 \[cond-mat.quant-gas\]](#).
- [82] S. V. Mathis, G. Mazzola, and I. Tavernelli, Toward scalable simulations of Lattice Gauge Theories on quantum computers, *Phys. Rev. D* **102**, 094501 (2020), [arXiv:2005.10271 \[quant-ph\]](#).
- [83] A. Bermudez, D. González-Cuadra, and S. Hands, A higher-order topological twist on cold-atom SO(5) Dirac fields (2023), [arXiv:2308.12051 \[cond-mat.quant-gas\]](#).
- [84] T. Hayata, K. Nakayama, and A. Yamamoto, Dynamical chirality production in one dimension, *Phys. Rev. D* **109**, 034501 (2024), [arXiv:2309.08820 \[hep-lat\]](#).
- [85] J. B. Kogut and L. Susskind, Hamiltonian Formulation of Wilson's Lattice Gauge Theories, *Phys. Rev. D* **11**, 395 (1975).
- [86] T. Banks, L. Susskind, and J. B. Kogut, Strong Coupling Calculations of Lattice Gauge Theories: (1+1)-Dimensional Exercises, *Phys. Rev. D* **13**, 1043 (1976).
- [87] P. Sala, T. Shi, S. Kühn, M. C. Bañuls, E. Demler, and J. I. Cirac, Variational study of U(1) and SU(2) lattice gauge theories with Gaussian states in 1+1 dimensions, *Phys. Rev. D* **98**, 034505 (2018), [arXiv:1805.05190 \[hep-lat\]](#).
- [88] IonQ, *IonQ Aria: Practical Performance* (2024).
- [89] P. Jordan and E. P. Wigner, About the Pauli exclusion principle, *Z. Phys.* **47**, 631 (1928).
- [90] K. Mølmer and A. Sørensen, Multiparticle Entanglement of Hot Trapped Ions, *Phys. Rev. Lett.* **82**, 1835 (1999), [arXiv:quant-ph/9810040](#).
- [91] Wolfram Research, Inc., *Mathematica, Version 13.0.1* (2022), Champaign, IL.