

Stopping mass-selected alkaline-earth metal monofluoride beams of high energy via formation of unusually stable anions

Konstantin Gaul,¹ Ronald F. Garcia Ruiz,² and Robert Berger¹

¹*Fachbereich Chemie, Philipps-Universität Marburg, Hans-Meerwein-Straße 4, 35032 Marburg*

²*Massachusetts Institute of Technology, Cambridge, MA 02139, USA*

(Dated: March 19, 2024)

Direct laser-coolability and a comparatively simple electronic structure render alkaline-earth metal monofluoride molecules versatile laboratories for precision tests of fundamental physics. In this theoretical work, a route for efficient stopping and cooling of high-energy hot beams of mass-selected alkaline-earth metal monofluorides via their anions is explored to facilitate subsequent precision experiments with trapped molecules. It is shown that these molecular anions possess an unusually strong chemical bond and that RaF^- features properties favourable for efficient pre-cooling, indicating the applicability of direct laser-cooling of the anion.

Introduction.— Precision spectroscopy of cold molecules serves as a powerful tool for studying fundamental symmetries [1] and, therewith, provides some of the most stringent tests of physics beyond the Standard model of particle physics (BSM) [2]. Due to a relatively simple electronic structure and the possibility for direct laser-cooling, alkaline-earth metal monofluoride molecules are particularly attractive for this purpose [3–10]. As BSM effects are relativistic in nature, molecules containing heavy elements such as radium monofluoride (RaF) appear as promising candidates for fundamental physics studies [3]. The theoretical prediction of RaF as a versatile laser-coolable molecular probe of fundamental physics [3–5, 11–14] led recently to its spectroscopic identification and characterisation at ISOLDE, CERN [15]. This experiment paved the way to study nuclear structure of various short-lived isotopes in molecular systems in general and presented a first step in the effort to search for violations of fundamental symmetries in RaF [16–18].

In, e.g. neutralisation-reionisation set-ups as proposed [5] and demonstrated [15] for RaF , the molecules emerge as a rather hot ensemble upon production: several rovibrational levels are occupied and the molecules possess high translational energy of several keV. In order to enable an efficient direct laser-cooling for subsequent precision experiments of trapped molecules with short-lived isotopes, the molecular beam needs to be decelerated down to sub mK ($< 0.1 \mu\text{eV}$) energies. Such a great deceleration, however, is much more efficient, if those beams consist of ions. The cationic species of alkaline-earth metal monofluorides have a similar electronic structure as RaF^+ and nearly parallel potential energy curves to the neutrals in their electronic ground state [3, 15], which is favourable for efficient neutralisation with little change in vibrational quantum numbers. However, the neutralisation of RaF^+ in collisions with other elements can be expected to significantly increase the internal energy of the molecule.

An alternative way to decelerate and cool a neutral molecular beam would be to use the anionic species as a precursor [19], which can be stopped and cooled in a

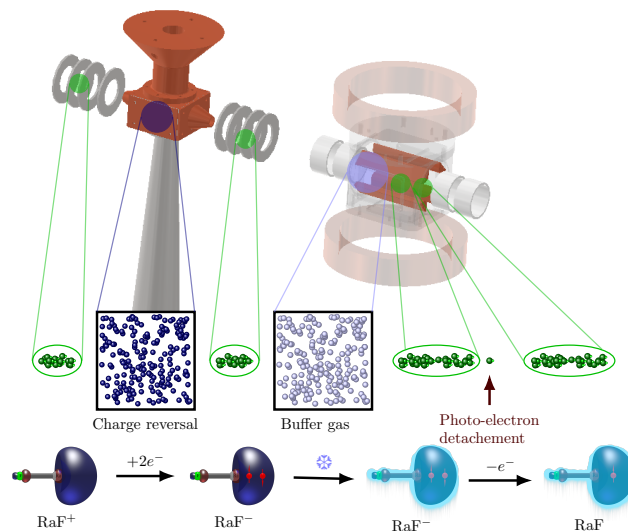


Figure 1. Schematic of the proposed set-up to create a slow, cold beam of RaF from a source of RaF^+ molecules by charge reversal to RaF^- , which is subsequently stopped and cooled in a gas-filled radio frequency Paul trap, and, finally, neutralised via photo-electron detachment with a laser within the ion trap.

gas-filled radio-frequency ion trap at cryogenic temperature as sketched in Figure 1. In contrast to a cation, an anion can be neutralised comparatively easily by photo-electron detachment with a laser afterwards, without unwanted excitation or heating. For this purpose it can be beneficial if the dissociation energy D_e of the anion lies well above its adiabatic electron-detachment energy (ADE) or wavenumber (ADW). The concept discussed in Ref. [19] refers, however, to dipole-bound anions: i.e. highly polar closed-shell neutral molecules to which an additional electron is loosely bound by only several meV. In the open-shell alkaline-earth metal monofluorides, in contrast, the additional occupation of a valence orbital with concomitant spin-pairing upon anion formation has to be taken into account. Moreover, in Ref. [19] dissociative electron attachment was not considered. From naive

Table I. Dissociation wavenumbers \tilde{D}_e , adiabatic photo-electron detachment wavenumbers (ADW), equilibrium bond length r_e and harmonic vibrational wavenumber $\tilde{\omega}_e$ of MF^- computed at the level of RECP-CCSD(T)

Molecule	$\tilde{D}_e/\text{cm}^{-1}$	ADW/ cm^{-1}	$r_e/\text{\AA}$	$\tilde{\omega}_e/\text{cm}^{-1}$
BeF^-	28 700	8590	1.42	1060
MgF^-	21 600	10 800	1.82	577
CaF^-	26 200	8300	2.01	516
SrF^-	25 000	7950	2.15	434
BaF^-	26 800	6770	2.27	439
RaF^-	23 600	7210	2.36	401

chemical intuition based on filled subshells, the bonding in alkaline-earth metal monofluoride anions would be expected to be very weak: Two fragments with closed electronic subshells would exhibit strong Pauli repulsion for short internuclear distances due to overlapping occupied orbitals and, in the absence of covalent interaction, show mostly weakly attractive dispersive interactions for larger distances. Opposed to this expectations, it was reported for BeF^- , however, that a very stable dative bond is formed between Be and F^- , which was attributed to the strong Lewis acidity of Be [20].

In this letter we show with accurate coupled cluster (CC) calculations that the charge reversal of MF^+ to MF^- and subsequent photo-electron detachment to neutral MF is expected to be feasible for all alkaline-earth metal monofluorides and does not emerge as a special property of Be. This route can provide access to stopped cold samples of mass-selected neutral MF with short-lived isotopes. We provide an understanding of the unprecedented stability of MF^- by analysing chemical bonding within symmetry adapted perturbation theory (SAPT) and population analysis. Moreover, we study electronic excitation in RaF^- and estimate branching fractions via Franck-Condon factors for several relevant vibronic transitions in RaF^- and from RaF^- to RaF to assess the efficiency of this pre-cooling scheme. Our study provides also a hint for the applicability of our scheme in other diatomic or small polyatomic molecules with a similar electronic structure [21]. Additionally, we identify properties that are required to achieve direct laser-coolability of molecular anions.

Stability of alkaline-earth metal monofluoride anions.— One of the most important criteria for the use of molecular anions as precursors of cool neutral molecules is their stability with respect to dissociation. We determined the bond dissociation energies of MF^- , with M denoting here and in the following a group 2 element, at the coupled cluster level of theory including singles and doubles amplitudes and accounted perturbatively for triples amplitudes [CCSD(T)] and accounted for scalar relativistic effects with effective core potentials (RECP). Further computational details are provided in the Supplemental Material. Tab. I lists the results obtained. We find $\tilde{D}_e \gg \text{ADW}$ for all MF^- , which

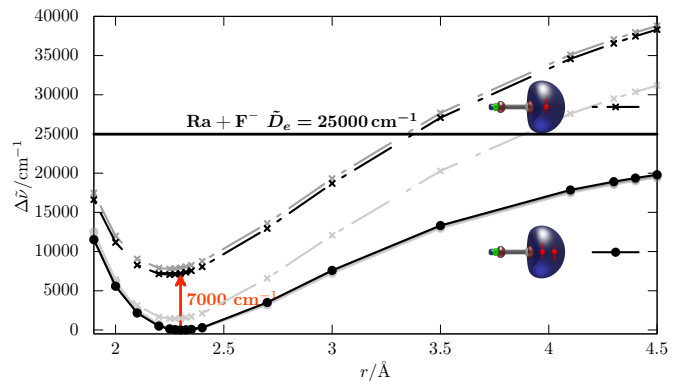


Figure 2. Potential energy curves of RaF and RaF^- computed at the level of 4c-CCSD(T) (black line), 4c-CCSD (dark gray line) and 4c-HF (light gray line). The potential curves of RaF are shown with broken lines and crosses, whereas the potential curves of RaF^- are shown with solid lines and dots. For the anion the potential curves on different levels of theory (4c-HF, 4c-CCSD, 4c-CCSD(T)) overlap each other, such that only the 4c-CCSD(T) potential is visible. The photo-electron detachment energy is indicated by a transition arrow from lowest vibrational state of RaF^- to the lowest vibrational state of RaF . The given dissociation energy is computed by separate calculations of RaF^- , Ra and F^- . Lines between individual points are shown to guide the eye.

indicates that using anions to generate cold samples of neutral alkaline-earth metal monofluorides appears to be favorable for all alkaline-earth metals. Our results for BeF^- are in very good agreement with experimental values ($\text{ADW} = 8697(6) \text{ cm}^{-1}$, $\tilde{\omega}_e = 1059(6) \text{ cm}^{-1}$) and coupled cluster calculations of Ref. [20]. For the particular case of RaF^- , we studied the influence of relativistic effects on the Dirac-Coulomb four-component coupled cluster level [4c-CCSD(T)] and considered vibrational effects as well. The results from different methods for RaF^- are compared in the Supplemental Material. We compute a dissociation energy of RaF^- with $\tilde{D}_e = 25\,000(1200) \text{ cm}^{-1} hc = 3.10(16) \text{ eV}$ and find that its adiabatic electron detachment energy lies far below at $\text{ADW} = 7060(640) \text{ cm}^{-1} = 0.875(79) \text{ eV}$, where we estimate the given error bars as detailed in the supplemental material. Vibrational corrections to the ADW are on the order of 28 cm^{-1} for the 0-0 transition and, therefore, negligible. These results are summarised in Figure 2. The laser needed for resonant photo-electron detachment from RaF^- would be operating in the near infrared at about 1400 nm, which would be feasible with standard laser technology.

Chemical bonding in RaF^- and lighter homologues.— The dissociation energies show that the additional electron, which occupies a molecular orbital of σ^* type, leads to a surprisingly small destabilisation of the chemical bond of MF^- molecules. This is attributed to the essentially non-bonding character of the corresponding orbital. Bonds become elongated and harmonic vibrational wavenumbers reduced, but only slightly so from MF to

MF^- . Bond formation between a neutral alkaline-earth metal atom and a fluoride anion would naively be expected to be very weak as the fully filled subshells of M and F^- should strongly repel each other. For BeF^- it was shown, however, that this anion forms a very stable bond, which was argued to be a special property of Be and thus not to be expected in other group 2 fluoride anions [20]. We have demonstrated above that it is not a specific feature of BeF^- , but appears instead for all MF^- . To investigate the special bonding situation in MF^- further and complement the natural bond analysis done in Ref. [20], we performed an SAPT-based energy decomposition analysis (EDA) [22] for all alkaline-earth metal monofluorides from BeF^- to RaF^- and compared to the cations BeF^+ to RaF^+ , which are viewed to be strongly bound due to electro-static interactions of F^- and Ra^{2+} . We performed an SAPT to second order, decomposing the bonding energy as

$$D_e = \Delta E_{\text{prep}} + \Delta E_{\text{int}} \quad (1)$$

$$\Delta E_{\text{int}} = \Delta E_{\text{elstat}} + \Delta E_{\text{ex}} + \Delta E_{\text{ind}} + \Delta E_{\text{dsp}} + \Delta E_{\text{HF}}. \quad (2)$$

SAPT contributions to the bonding interaction energy ΔE_{int} are split up into first order electrostatic interactions ΔE_{elstat} , first order Pauli repulsion ΔE_{ex} due to overlap of charge densities, second order polarisation effects due to induction from the metal atom to fluoride $\Delta E_{\text{ind},\text{M}\rightarrow\text{F}}$, from the fluoride to the metal atom $\Delta E_{\text{ind},\text{F}\rightarrow\text{M}}$, due to dispersive interactions ΔE_{dsp} and higher order effects estimated as difference to the Hartree–Fock (HF) bonding energy ΔE_{HF} . ΔE_{prep} is the energy needed to prepare the atomic fragments to the bonding state. SAPT data is visualised in Figure 3 and all numerical results of SAPT and partial charges are provided in the Supplementary Material. For interpretation of the SAPT-EDA scheme used herein, we have to note that induction terms contain not only polarisation but also charge-transfer contributions [23]. As of that, induction effects can be a measure for charge-transfer if polarisation effects are small [23]. The arrows above indicate the direction of polarisation, this means $E_{\text{ind},\text{F}\rightarrow\text{M}}$ contains a polarisation of M by F, and the arrows point also in the direction of a possible flow of charge, i.e. $E_{\text{ind},\text{F}\rightarrow\text{M}}$ contains transfer of *positive* charge from F to M (or transfer of electrons in the opposite direction). Thus, $E_{\text{ind},\text{M}\rightarrow\text{F}}$ implies electron-transfer from F to M and polarisation of F by M. Moreover, ECP calculations tend to underestimate the exchange induction contribution [24] leading to an underestimation of the induction energy portion. To analyse this ECP artefact, we computed CaF^+ and CaF^- both with and without an ECP. Accordingly, the ECP causes a change in the induction term $E_{\text{ind},\text{M}\rightarrow\text{F}}$ of CaF^- by -1.3 eV (see Figure 3). When assuming a similar impact on $E_{\text{ind},\text{M}\rightarrow\text{F}}$ for heavier homologues, we find that $E_{\text{ind},\text{M}\rightarrow\text{F}}$ amounts between -0.8 eV and -1.3 eV for SrF^- to RaF^- . The observed trend of $E_{\text{ind},\text{M}\rightarrow\text{F}}$ for CaF^- to RaF^- parallels the trend of positive electron affinities of Ca, Sr, Ba and

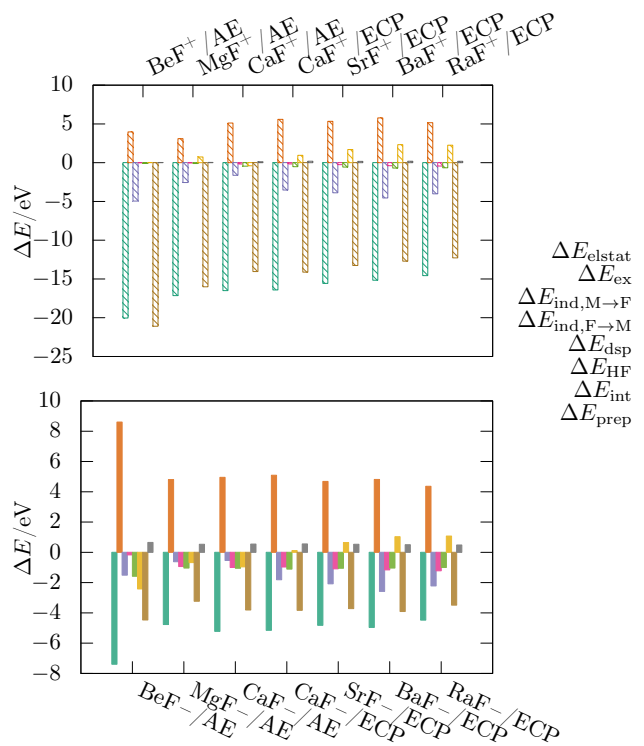


Figure 3. Visualisation of energy contributions to the total bonding in alkaline-earth metal monofluoride anions (MF^-) and cations (MF^+) within SAPT as described in the text.

Ra reported in Ref. [25].

As the HF dissociation energies deviate only mildly from CCSD(T) values, we assume that correlation effects will not have a pronounced influence on the SAPT-based analysis. This energy analysis is accompanied by a simple Mulliken population analysis to show the charge distribution in the bonded molecules. Understanding of chemical bonding situations is generally important for specific design of molecules in fundamental physics applications, as shown earlier for instance by successful identification of polyatomic candidate molecules for laser-cooling [21].

Mulliken partial charges in our MF ions resemble essentially the naive picture of a charge distribution with M^{2+} and F^- in MF^+ , and M and F^- in MF^- , in particular for the alkaline-earth metals heavier than Mg. According to SAPT, the strong bond in MF^+ results mainly from strong electrostatic interactions, whereas in MF^- electrostatic interactions are, as one would likely expect, about the same size as the Pauli repulsion of the overlapping electron clouds of Ra and F^- . Bonding in the anion appears in this picture essentially only in second order due to inductive and dispersive effects.

Stabilising induction effects of F by M, $E_{\text{ind},\text{M}\rightarrow\text{F}}$, are pronouncedly larger in magnitude in the cations than in the anions. This observation agrees with a much larger energy gain by partial electron transfer from F^- to M^{2+} in MF^+ than by an electron transfer from F^- to M in

MF^- , naively expected from an increased electron affinity of the dication. The induction in the opposite direction $E_{\text{ind},\text{F}\rightarrow\text{M}}$ yields an equally important stabilising contribution to the bonding in the heavier homologues for MF^- , whereas this contribution is negligible for MF^+ . Moreover, such an inductive effect is also absent in weakly bound systems, in which dispersion forces dominate such as the Ar dimer [24]. The pronounced contributions from induction of M by F in the other anions along with contributions of dispersion and higher order effects, however, indicate a more complex bonding mechanism than described by a dative $\text{F}\rightarrow\text{M}$ -bond proposed for BeF^- in Ref. [20]. From the SAPT-EDA considerable backdonation from the metal atom to the fluoride anion can be expected. Our general findings of a strong chemical bond in MF^- were subsequently also confirmed by a different approach in Ref. [26], in which BeF^- to BaF^- were considered.

Experimental feasibility to create cold neutral molecules from a beam of anionic precursors.— In the following, we analyse the experimental feasibility to create cold samples of MF from MF^- beams on the specific example of RaF^- . Franck–Condon factors for the transition from RaF^- to RaF indicate that the branching fraction for occupying one of the four lowest vibrational states in RaF approaches 99.9% if the electron is detached with high excess energy from RaF^- in its vibrational ground state. This renders direct vibrational pre-cooling of RaF^- particularly interesting, as resulting neutral RaF molecules would end up mainly in the lowest vibrational states upon photo-electron detachment, whereas upon threshold photo-electron detachment, only the lowest vibrational state of the neutral would be occupied with a still favourable Franck–Condon factor.

Moreover, we investigate possibilities for direct laser-cooling of RaF^- . For this purpose we determined the four energetically lowest lying electronically excited states of RaF^- using an Equation-of-Motion 4c-CCSD approach (EOM-4c-CCSD). The results are shown in Fig. 4 and further information is provided in the Supplemental Material. We assume the theoretical uncertainty of excitation energies at the level of EOM-4c-CCSD for the basis set used to be on the order of $\sim 20\%$ as described in the Supplemental Material.

We find that the lowest two electronic states lie less than 1600 cm^{-1} below the ADW (see Fig. 4). This closeness in energy might render optical cycling in RaF^- more difficult. Apart from that, our calculations suggest that the bonding situation in RaF^- is not affected much by excitation in these electronic states, so that we find rather parallel potential energy curves. Harmonic vibrational wavenumbers are slightly increased and differ by less than 8% from the one of the electronic ground state and bonds are slightly elongated by less than 2%. Both indicate a slight stabilisation of the chemical bond upon electronic excitation. Electronic excitation energies for the two lowest states, which have $\Omega = 0$, remain below the electron detachment energy and are almost degenerate at

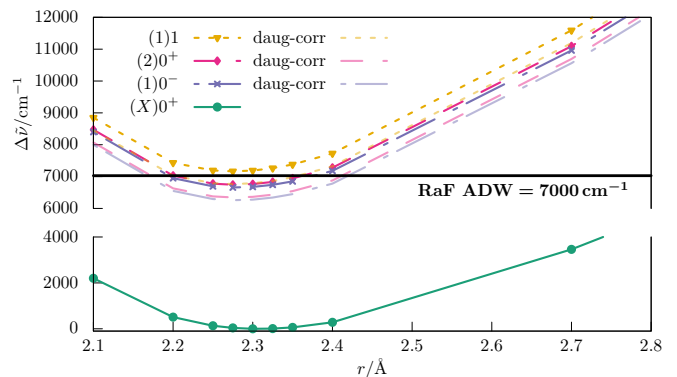


Figure 4. Potential energy curves of the electronic ground state and the four energetically lowest electronically excited states of RaF^- computed at the level of EOM-4c-CCSD. The given dissociation energy is computed by separate calculations of RaF^- , Ra and F^- at the level of 4c-CCSD(T)/dyall.cv4z. The effect of double augmentation of the basis set was calculated at the equilibrium distance only and is indicated as a constant shift of the potential by transparent lines of the same colour and dash type. Lines between individual points are shown to guide the eye.

$\tilde{T}_e = 6300(1400)\text{ cm}^{-1}$ with a predicted splitting of only about 90 cm^{-1} .

To estimate the oscillator strength of these transitions, we computed electronic transition matrix elements on the level of relativistic time-dependent density functional theory (TDDFT). The TDDFT-CAMB3LYP calculations reproduce the EOM-4c-CCSD excitation energies reasonably well (see Supplementary Material). All electronic states below or slightly above the ADE can be assumed to be of triplet character and, thus, transitions from the electronic ground state show very low oscillator strengths. We find that one-photon transition to the lowest excited state is forbidden within the numerical precision. Although the oscillator strength for the second excited state is rather low as well, and as of that corresponds to unfavourably long lifetimes of $\sim 100\text{ }\mu\text{s}$, this excited state may still be amenable to direct laser-cooling of RaF^- as longer interaction times can be achieved by using an ion trap [27, 28].

From EOM-4c-CCSD potentials, we receive cumulative Franck–Condon factors of > 0.999 for the 0^+ -state (second excited state), when taking into account the vibrational transitions 0-0, 0-1 and 0-2. Thus, this excitation could be interesting for direct laser-cooling as the ADW could be expected to lie energetically above the vibrational ground state of the excited 0^+ state. Furthermore, we can conclude that the efficiency of the pre-cooling scheme is not compromised either, as a spread over many vibronic levels is not expected.

Optionally, a hybrid trap consisting of a Paul trap and a magnetic trap could be implemented to achieve efficient trapping and cooling of the neutral RaF molecules [29]. Magnetic traps with potentials as deep as a few Kelvin

could be used to trap the neutral molecules for further laser cooling or sympathetic cooling using neutral atoms with simple electronic structure.

Finally in this subsection, we discuss a possible destruction of RaF^- by electron detachment in collision with buffer gas atoms or by neutralisation due to strong electrical fields. The first can be suppressed by using light rare gases like Ne or He as buffer medium [30], as these have no or negligible electron affinities and comparatively low cross sections for converting kinetic energy of the anion into internal energy, so that these collision partners are expected to account for low neutralisation rates. To estimate neutralisation due to an electric field, we can employ a very simple model from Ref. [31] in which the neutralisation rate w of an anion in a spherical electronic state is given as a function of the field strength \mathcal{E}_z in units of $E_h e^{-1} a_0^{-1} \approx 5 \times 10^9 \text{ V cm}^{-1}$, ADE in units of E_h , the size of the anion r_0 in units of a_0 and the fraction of charge density outside this sphere f_0 as

$$w = 2 \times 10^{16} \text{ Hz} \times \frac{\mathcal{E}_z a_0 e}{E_h} f_0 \exp\left\{2\sqrt{\frac{2\text{ADE}}{E_h}} \frac{r_0}{a_0} - 2\frac{(2\text{ADE}/E_h)^{3/2}}{3ea_0\mathcal{E}_z/E_h}\right\} \sqrt{2\text{ADE}/E_h} \quad (3)$$

Assuming that 99 % of the charge of RaF^- is contained in a sphere of radius $r_0 = 2r_e$ the neutralisation rate would be well below 1 mHz for fields of strength $< 1 \times 10^6 \text{ V cm}^{-1}$. This should be irrelevant for the intended experiment.

Production of RaF^- . — If not specifically produced in negative ion sources (see for instance Ref. 32 for a review), RaF^- can be formed via collisional charge reversal from its cationic precursor as illustrated in Figure 1. The first ionisation energy of RaF is approximately 4.9 eV [5, 15] and, thus, the total energy required to generate RaF^- out of a RaF^+ beam is about $\sim 5.8 \text{ eV}$. Collisional charge reversal (or charge inversion) from molecular cations to anions, established in mass spectrometry since the 1970s (see Refs. 33–36), is expected to be possible with conversion efficiencies larger than 5 % [33, 35, 37] with alkali atom vapours. Creating the anion by collisions with Rydberg atoms [38] as discussed for dipole-bound anions in Ref. [19] is expected to be inefficient due to the comparatively large electron affinity of RaF^- . Mechanisms discussed for collisional anionisation of cationic precursors include single-collision double electron transfer with concomitant linear dependence on the vapour pressure as well as sequential single electron transfer that displays quadratic pressure dependence [33–36]. Whereas single-collision double electron transfer would be highly non-resonant by virtue of large ionisation energies of alkali metal monocations A^+ ($> 22 \text{ eV}$), the first neutralisation step of sequential electron transfer to RaF^+ proceeds nearly resonantly [5] and highly efficiently with Na [15], while the second electron transfer step is endothermic by about 4.2 eV with sodium vapours and by approximately 3 eV with cesium vapours, suggesting that electron transfer is efficient for fast neutrals

with keV kinetic energies. Due to the special electronic structures of alkaline-earth metal fluorides, dissociation energies are high whereas structural changes in the three relevant charge states are small, so that both double and single electron transfer are not expected to induce pronounced fragmentation. By the same token, these specific chemical features of these molecules will suppress isobaric interferences from other isotopologues from other groups of the periodic system of elements, thereby affording pure beams from mass-selected ionic precursors.

Conclusion. — We proposed an efficient scheme for stopping mass-selected molecular beams that can be employed to realise high-precision neutralisation-reionisation spectroscopy experiments of short-lived isotopologues of alkaline-earth metal monofluoride molecules which can offer highly sensitive tests of BSM physics. We demonstrated that alkaline-earth metal monofluoride anions possess an unusually stable bond due to a complex bonding mechanism that contradicts naive electrostatic bonding pictures. Moreover we could show with highly accurate ab initio calculations exemplary for RaF that molecular beams can be efficiently stopped by formation of RaF^- , buffer-gas cooling and successive photo-electron detachment without considerable reheating. For all alkaline-earth metal monofluoride molecules, pre-cooling via anions is expected to be feasible: the dissociation energy of all MF^- lies well above its electron detachment energy.

Finally, RaF^- has some favourable characteristics such as highly-diagonal Franck–Condon factors of transitions to low-lying electronically excited states that make it an interesting candidate to explore direct laser-cooling of the anion, if remaining challenges caused by low transition rates and an energetically closely lying electron detachment threshold can be controlled. Laser cooling of molecular ions is an open problem of interest in diverse fields, with an impact on the study of antimatter [39].

Our study opens up new possibilities to generate ultra-cold mass-selected samples of alkaline-earth metal monofluoride molecules, which is of relevance for upcoming experiments with radioactive molecules [40]. In particular for RaF, the proposed scheme will help to improve future precision studies of this molecule and advance experiments [15, 16, 41] further towards detection of a violation of fundamental symmetries [3] and to probe for new physics. The proposed scheme may be transferable to other related species, including polyatomic molecules [21].

Acknowledgement. — Computer time provided by the NHR Center NHR@SW at Goethe-University Frankfurt is gratefully acknowledged. This is funded by the Federal Ministry of Education and Research, and the state governments participating on the basis of the resolutions of the GWK for national high performance computing at universities (www.nhr-verein.de/unsere-partner). We thank Shane G. Wilkins and other colleagues who attended the ISOLDE user meeting and workshop 2021 or the 58th Symposium on Theoretical Chemistry in

Heidelberg 2022 for discussions of our results. This work is funded by the Deutsche Forschungsgemeinschaft

(DFG, German Research Foundation) — Projektnummer 445296313 as well as by DOE grants DE-SC0021176 and DE-SC0021179.

-
- [1] D. DeMille, *Physics Today* **68**, 34 (2015), <https://doi.org/10.1063/PT.3.3020>.
- [2] T. S. Roussy, L. Caldwell, T. Wright, W. B. Cairncross, Y. Shagam, K. B. Ng, N. Schlossberger, S. Y. Park, A. Wang, J. Ye, and E. A. Cornell, *Science* **381**, 46 (2023), <https://www.science.org/doi/pdf/10.1126/science.adg4084>.
- [3] T. A. Isaev, S. Hoekstra, and R. Berger, *Phys. Rev. A* **82**, 052521 (2010).
- [4] T. A. Isaev and R. Berger, *ArXiv e-prints* **1302.5682**, physics.chem (2013), arXiv:1302.5682 [physics.chem-ph].
- [5] T. A. Isaev, S. Hoekstra, L. Willmann, and R. Berger, *ArXiv e-prints* (2013), arXiv:1310.1511 [physics.chem-ph].
- [6] J. F. Barry, E. S. Shuman, E. B. Norrgard, and D. DeMille, *Phys. Rev. Lett.* **108**, 103002 (2012).
- [7] V. Zhelyazkova, A. Cournol, T. E. Wall, A. Matsushima, J. J. Hudson, E. A. Hinds, M. R. Tarbutt, and B. E. Sauer, *Phys. Rev. A* **89**, 053416 (2014).
- [8] E. Altuntaş, J. Ammon, S. B. Cahn, and D. DeMille, *Phys. Rev. Lett.* **120**, 142501 (2018).
- [9] P. Aggarwal, H. L. Bethlem, A. Borschevsky, M. Denis, K. Esajas, P. A. B. Haase, Y. Hao, S. Hoekstra, K. Jungmann, T. B. Meijknecht, M. C. Mooij, R. G. E. Timmermans, W. Ubachs, L. Willmann, and A. Zapara (NL-*e*EDM Collaboration), *Eur. Phys. J. D* **72**, 197 (2018).
- [10] P. Aggarwal, Y. Yin, K. Esajas, H. L. Bethlem, A. Boeschoten, A. Borschevsky, S. Hoekstra, K. Jungmann, V. R. Marshall, T. B. Meijknecht, M. C. Mooij, R. G. E. Timmermans, A. Touwen, W. Ubachs, and L. Willmann (NL-*e*EDM Collaboration), *Phys. Rev. Lett.* **127**, 173201 (2021).
- [11] A. D. Kudashov, A. N. Petrov, L. V. Skripnikov, N. S. Mosyagin, T. A. Isaev, R. Berger, and A. V. Titov, *Phys. Rev. A* **90**, 052513 (2014).
- [12] K. Gaul and R. Berger, *J. Chem. Phys.* **147**, 014109 (2017).
- [13] K. Gaul, S. Marquardt, T. Isaev, and R. Berger, *Phys. Rev. A* **99**, 032509 (2019), arXiv:1805.05494 [physics.chem-ph].
- [14] K. Gaul and R. Berger, *J. Chem. Phys.* **152**, 044101 (2020), arXiv:1907.10432 [physics.chem-ph].
- [15] R. F. Garcia Ruiz, R. Berger, J. Billowes, C. L. Binnersley, M. L. Bissell, A. A. Breier, A. J. Brinson, K. Chrysalidis, T. E. Cocolios, B. S. Cooper, K. T. Flanagan, T. F. Giesen, R. P. de Groote, S. Franchoo, F. P. Gustafsson, T. A. Isaev, Á. Koszorus, G. Neyens, H. A. Perrett, C. M. Ricketts, S. Rothe, L. Schweikhard, A. R. Vernon, K. D. A. Wendt, F. Wienholtz, S. G. Wilkins, and X. F. Yang, *Nature* **581**, 396 (2020).
- [16] S. M. Udrescu, A. J. Brinson, R. F. G. Ruiz, K. Gaul, R. Berger, J. Billowes, C. L. Binnersley, M. L. Bissell, A. A. Breier, K. Chrysalidis, T. E. Cocolios, B. S. Cooper, K. T. Flanagan, T. F. Giesen, R. P. de Groote, S. Franchoo, F. P. Gustafsson, T. A. Isaev, A. Koszorus, G. Neyens, H. A. Perrett, C. M. Ricketts, S. Rothe, A. R. Vernon, K. D. A. Wendt, F. Wienholtz, S. G. Wilkins, and X. F. Yang, *Phys. Rev. Lett.* **127**, 033001 (2021), arXiv:2105.10549 [nucl-ex].
- [17] S. M. Udrescu, S. G. Wilkins, A. A. Breier, M. Athanasakis-Kaklamanakis, R. F. Garcia Ruiz, M. Au, I. Belošević, R. Berger, M. L. Bissell, C. L. Binnersley, A. J. Brinson, K. Chrysalidis, T. E. Cocolios, R. P. de Groote, A. Dorne, K. T. Flanagan, S. Franchoo, K. Gaul, S. Geldhof, T. F. Giesen, D. Hanstorp, R. Heinke, Á. Koszorus, S. Kujanpää, L. Lalanne, G. Neyens, M. Nichols, H. A. Perrett, J. R. Reilly, S. Rothe, B. van den Borne, A. R. Vernon, Q. Wang, J. Wessolek, X. F. Yang, and C. Zülch, *Nature Physics* **20**, 202 (2024).
- [18] S. G. Wilkins, S. M. Udrescu, M. Athanasakis-Kaklamanakis, R. F. G. Ruiz, M. Au, I. Belošević, R. Berger, M. L. Bissell, A. A. Breier, A. J. Brinson, K. Chrysalidis, T. E. Cocolios, R. P. de Groote, A. Dorne, K. T. Flanagan, S. Franchoo, K. Gaul, S. Geldhof, T. F. Giesen, D. Hanstorp, R. Heinke, T. Isaev, Á. Koszorus, S. Kujanpää, L. Lalanne, G. Neyens, M. Nichols, H. A. Perrett, J. R. Reilly, L. V. Skripnikov, S. Rothe, B. van den Borne, Q. Wang, J. Wessolek, X. F. Yang, and C. Zülch, arXiv **nucl-ex**, 2311.04121 (2023).
- [19] M. Hamamda, P. Pillet, H. Lignier, and D. Comparat, *New J. Phys.* **17**, 045018 (2015).
- [20] M. L. Green, P. Jean, and M. C. Heaven, *J. Phys. Chem. Lett.* **9**, 1999 (2018), pMID: 29613801, <https://doi.org/10.1021/acs.jpcllett.8b00784>.
- [21] T. A. Isaev and R. Berger, *Phys. Rev. Lett.* **116**, 063006 (2016).
- [22] B. Jeziorski, R. Moszynski, and K. Szalewicz, *Chem. Rev.* **94**, 1887 (1994), <https://doi.org/10.1021/cr00031a008>.
- [23] A. J. Misquitta, *J. Chem. Theory Comput.* **9**, 5313 (2013), pMID: 26592269, <https://doi.org/10.1021/ct400704a>.
- [24] K. Patkowski and K. Szalewicz, *J. Chem. Phys.* **127**, 164103 (2007), https://pubs.aip.org/aip/jcp/article-pdf/doi/10.1063/1.2784391/15405504/164103_1_online.pdf.
- [25] T. Andersen, H. H. Andersen, P. Balling, P. Kristensen, and V. V. Petrunin, *J. Phys. B* **30**, 3317 (1997).
- [26] R. Liu, L. Qin, Z. Zhang, L. Zhao, F. Sagan, M. Mitoraj, and G. Frenking, *Chem. Sci.* **14**, 4872 (2023).
- [27] J. H. V. Nguyen, C. R. Viteri, E. G. Hohenstein, C. D. Sherrill, K. R. Brown, and B. Odom, *New J. Phys.* **13**, 063023 (2011).
- [28] M. V. Ivanov, T.-C. Jagau, G.-Z. Zhu, E. R. Hudson, and A. I. Krylov, *Phys. Chem. Chem. Phys.* **22**, 17075 (2020).
- [29] C. Mangeng, Y. Yin, R. Karl, and S. Willitsch, arXiv **physics.atom-ph**, 2309.03385 (2023).
- [30] F. Zappa, L. F. S. Coelho, S. D. M. aes, J. C. Acquadro, T. S. Cabral, G. Jalbert, and N. V. de Castro Faria, *Phys. Rev. A* **64**, 032701 (2001).

- [31] H. Schweinler and L. Christophorou, in *Gaseous Dielectrics II*, edited by L. G. Christophorou (Pergamon, 1980) pp. 12–24.
- [32] G. D. Alton, “Negative-ion formation processes and sources,” in *Electrostatic Accelerators: Fundamentals and Applications*, edited by R. Hellborg (Springer Berlin Heidelberg, Berlin, Heidelberg, 2005) Chap. 12, pp. 222–273.
- [33] T. Keough, J. H. Beynon, and R. G. Cooks, *J. Am. Chem. Soc.* **95**, 1695 (1973).
- [34] S. Hayakawa, *Int. J. Mass Spectrom.* **212**, 229 (2001).
- [35] S. Hayakawa, *J. Mass Spectrom.* **39**, 111 (2004).
- [36] M. He and S. A. McLuckey, *J. Mass Spectrom.* **39**, 1231 (2004).
- [37] A. S. Schlachter, K. R. Stalder, and J. W. Stearns, *Phys. Rev. A* **22**, 2494 (1980).
- [38] C. Desfrancois, H. Abdoul-Carime, N. Khelifa, and J. P. Schermann, *Phys. Rev. Lett.* **73**, 2436 (1994).
- [39] P. Yzombard, M. Hamamda, S. Gerber, M. Doser, and D. Comparat, *Phys. Rev. Lett.* **114**, 213001 (2015).
- [40] G. Arrowsmith-Kron, M. Athanasakis-Kaklamanakis, M. Au, J. Ballof, R. Berger, A. Borschevsky, A. A. Breier, F. Buchinger, D. Budker, L. Caldwell, C. Charles, N. Dattani, R. P. de Groote, D. DeMille, T. Dickel, J. Dobaczewski, C. E. Düllmann, E. Eliav, J. Engel, M. Fan, V. Flambaum, K. T. Flanagan, A. Gaiser, R. G. Ruiz, K. Gaul, T. F. Giesen, J. Ginges, A. Gottberg, G. Gwinner, R. Heinke, S. Hoekstra, J. D. Holt, N. R. Hutzler, A. Jayich, J. Kartheim, K. G. Leach, K. Madison, S. Malbrunot-Ettenauer, T. Miyagi, I. D. Moore, S. Moroch, P. Navrátil, W. Nazarewicz, G. Neyens, E. Norrgard, N. Nusgart, L. F. Pašteka, A. N. Petrov, W. Plass, R. A. Ready, M. P. Reiter, M. Reponen, S. Rothe, M. Safronova, C. Scheidenberger, A. Shindler, J. T. Singh, L. V. Skripnikov, A. V. Titov, S.-M. Udrescu, S. G. Wilkins, and X. Yang, arXiv **nucl-ex**, 2302.02165 (2023).
- [41] S. M. Udrescu, S. G. Wilkins, A. A. Breier, R. F. G. Ruiz, M. Athanasakis-Kaklamanakis, M. Au, I. Belošević, R. Berger, M. L. Bissell, K. Chrysalidis, T. E. Collios, R. P. de Groote, A. Dorne, K. T. Flanagan, S. Franchoo, K. Gaul, S. Geldhof, T. F. Giesen, D. Hanstorp, R. Heinke, Á. Koszorús, S. Kujanp, L. Lalanne, G. Neyens, M. Nichols, H. A. Perrett, J. R. Reilly, S. Rothe, B. van den Borne, Q. Wang, J. Wessolek, X. F. Yang, and C. Zülch, *ResearchSquare* **rs-2648482** (2023), <https://doi.org/10.21203/rs.3.rs-2648482/v1>.