

Chance-Constrained Control for Safe Spacecraft Autonomy: Convex Programming Approach

Kenshiro Oguri

Abstract—This paper presents a robust path-planning framework for safe spacecraft autonomy under uncertainty and develops a computationally tractable formulation based on convex programming. We utilize chance-constrained control to formulate the problem. It provides a mathematical framework to solve for a sequence of control policies that minimizes a probabilistic cost under probabilistic constraints with a user-defined confidence level (e.g., safety with 99.9% confidence). The framework enables the planner to directly control state distributions under operational uncertainties while ensuring the vehicle safety. This paper rigorously formulates the safe autonomy problem, gathers and extends techniques in literature to accommodate key cost/constraint functions that often arise in spacecraft path planning, and develops a tractable solution method. The presented framework is demonstrated via two representative numerical examples: safe autonomous rendezvous and orbit maintenance in cislunar space, both under uncertainties due to navigation error from Kalman filter, execution error via Gates model, and imperfect force models.

I. INTRODUCTION

Safety is crucial in spacecraft autonomy. As any space vehicles must operate under various operational uncertainties, safety assurance under such uncertainties is prerequisite for any autonomous guidance navigation control (GNC) algorithms to be deployed on real-world space vehicles. Notable uncertainties in spacecraft GNC include: navigation (estimation) error, maneuver execution error, and imperfect force models. It is a challenging task to ensure the safety of autonomous vehicles under such uncertainties with severe constraints in space operations, such as the limited onboard computation, communication bandwidth, and stringent safety constraints (e.g., keep-out zone, approach cone, tube/box constraints about nominal trajectories) [1].

To address the challenge, this paper leverages recent advances in chance-constrained control [2]–[4]. Chance-constrained control is a class of stochastic control that seeks a sequence of control policies that minimizes a probabilistic cost while imposing probabilistic constraints with a user-defined confidence level. A chance constraint is defined as:

$$\mathbb{P}[\text{safe}] \geq 1 - \varepsilon, \quad (1)$$

where ε is a risk bound (e.g., $\varepsilon = 0.01$ for 99% confidence). Chance-constrained approaches directly control and impose safety constraints on state distributions under uncertainty, which is in sharp contrast to conventional GNC algorithms,

This work was supported by Purdue University and the U.S. Air Force Office of Scientific Research through FA9550-23-1-0512. K. Oguri is with the School of Aeronautics and Astronautics, Purdue University, IN 47907, USA (koguri@purdue.edu).

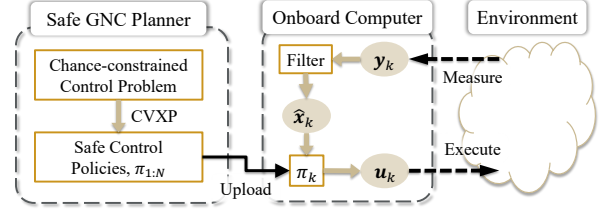


Fig. 1. Safe autonomy framework based on chance-constrained control

such as those based on Gauss equations [5], convex programming [6], [7], predictor-corrector [8], [9], sliding-mode control [10], and model predictive control (MPC) [11], [12]. A key advantage over other robust control approaches, such as robust MPC [13]–[16], lies in its ability to handle *unbounded* distributions, which are common in spacecraft GNC, e.g., Gaussian-distributed state estimate from a Kalman filter.

Fig. 1 illustrates the safe autonomy framework envisioned in this study. In this framework, a chunk of chance-constrained control policies, $\pi_{1:N}$ (N : planning horizon), are computed on ground via convex programming, infrequently uploaded to spacecraft, and run on-board to calculate maneuvers every time a new state estimate becomes available via filtering. Maneuvers derived from the policies are safe by design under uncertainties that are modeled in the planner.

The main contributions of this paper are threefold. First, this paper rigorously formulates the safe spacecraft autonomy concept envisioned in Fig. 1 as an output-feedback chance-constrained control problem. Second, we extend techniques in literature to incorporate notable cost function and constraints in spacecraft GNC and to exploit the Markovian property of the system. Third, this paper demonstrates the autonomy framework via two representative scenarios: safe autonomous rendezvous and station-keeping on a cislunar near rectilinear halo orbit (NRHO).

Notation: \mathbb{Z}_0^N denotes the set of integers from 0 to N . $\|\cdot\|_p$ denotes l_p norm for a vector. For a matrix A , $\|A\|_2$ is its spectral norm while $\lambda_{\max}(A) (= \|A\|_2)$ is its maximum eigenvalue. For a matrix $A \succeq 0$, $A^{1/2}$ is lower-triangular and satisfies $A = A^{1/2}[A^{1/2}]^\top$. $\mathbb{P}[\cdot]$, $\mathbb{E}[\cdot]$, and $\text{Cov}[\cdot]$ are probability, expectation, and covariance operators.

II. ORBITAL MECHANICS UNDER CONTROL

A. Generic Formulation

Let $\mathbf{x} \in \mathbb{R}^{n_x}$ be the spacecraft orbital state and $\mathbf{u} \in \mathbb{R}^{n_u}$ be the control input. In general, spacecraft orbital dynamics under control are expressed as a control-affine system:

$$\dot{\mathbf{x}} = \mathbf{f}(\mathbf{x}, \mathbf{u}, t) = \mathbf{f}_0(\mathbf{x}, t) + B\mathbf{u}, \quad B = \begin{bmatrix} 0_{n_x \times n_u} \\ I_{n_u} \end{bmatrix} \quad (2)$$

where $\mathbf{f}_0(\cdot)$ represents orbital dynamics under no control. The control input \mathbf{u} may model impulsive maneuvers (delta-V) or continuous acceleration. We characterize $\mathbf{u}(t)$ by a finite number of control inputs $\mathbf{u}_k, k \in \mathbb{Z}_0^{N-1}$ as:

$$\mathbf{u}(t) = \begin{cases} \sum_{k=0}^{N-1} \mathbf{u}_k \delta(t - t_k) & (\text{impulsive}) \\ \mathbf{u}_k, \quad \forall t \in [t_k, t_{k+1}) & (\text{continuous}) \end{cases} \quad (3)$$

where $\delta(\cdot)$ is the Dirac delta function, and the zero-order-hold (ZOH) is assumed for continuous control.

B. Specific Formulations

Appropriate equations of motion (EoMs) to use depend on the orbital regime and operation scenario. Let us review some popular forms of $\mathbf{f}_0(\cdot)$ with underlying assumptions.

1) *Perturbed 2BP*: The perturbed two-body problem (2BP) expressed in Cartesian coordinates is a common dynamical system in spacecraft GNC. The state is defined as $\mathbf{x} = [\mathbf{r}^\top, \mathbf{v}^\top]^\top$, where \mathbf{r}, \mathbf{v} are the spacecraft position and velocity, and $\mathbf{f}_0(\cdot)$ is given by [17]:

$$\mathbf{f}_0(\mathbf{x}, t) = \begin{bmatrix} \mathbf{v} \\ -\frac{\mu}{\|\mathbf{r}\|_2^3} \mathbf{r} \end{bmatrix} + B\mathbf{a}(\mathbf{x}, t) \quad (4)$$

where μ is the gravitational parameter of the body, and \mathbf{a} is perturbing acceleration due to the surrounding environment.

2) *CWH equation*: Clohessy-Wiltshire Hill (CWH) equation approximates Eq. (4) to model orbital motion in proximity of another object (called *chief* satellite). CWH equation is derived with assumptions that (i) the chief and our spacecraft is sufficiently close, and (ii) the chief orbit is circular about the gravitational body. The state is defined as $\mathbf{x} = [\mathbf{r}^\top, \mathbf{v}^\top]^\top$, where $\mathbf{r}, \mathbf{v} \in \mathbb{R}^3$ are the spacecraft position and velocity in a rotating frame that rotates with the chief orbit about the gravitational body. $\mathbf{f}_0(\cdot)$ is given by [18]:

$$\mathbf{f}_0(\mathbf{x}, t) = A\mathbf{x} + B\mathbf{a}(\mathbf{x}, t), \quad A = \begin{bmatrix} 0_{3 \times 3} & I_3 \\ A_{21} & A_{22} \end{bmatrix}, \quad (5)$$

$$A_{21} = \begin{bmatrix} 3n^2 & 0 & 0 \\ 0 & 0 & 0 \\ 0 & 0 & -n^2 \end{bmatrix}, \quad A_{22} = \begin{bmatrix} 0 & 2n & 0 \\ -2n & 0 & 0 \\ 0 & 0 & 0 \end{bmatrix}$$

where $n = \sqrt{\mu/r_0^3}$, and r_0 is the chief orbit radius.

3) *CR3BP*: Circular Restricted Three-Body Problem (CR3BP) is the simplest possible expression of the three-body problem. It assumes that two massive bodies with gravitational parameters μ_1 and μ_2 are in a circular orbit about their barycenter. The state vector is defined as $\mathbf{x} = [\mathbf{r}^\top, \mathbf{v}^\top]^\top$, where $\mathbf{r} = [x, y, z]^\top$ and $\mathbf{v} = [\dot{x}, \dot{y}, \dot{z}]^\top$ are *non-dimensional* spacecraft position and velocity in the rotating frame that rotates with the two massive bodies. \mathbf{r} and \mathbf{v} can be dimensionalized by multiplying the characteristic length l_* and velocity v_* , where l_* is the distance between the two massive bodies, $v_* = l_*/t_*$, and t_* (characteristic time) is given by $t_* = \sqrt{l_*^3/(\mu_1 + \mu_2)}$. $\mathbf{f}_0(\cdot)$ is given by [19]:

$$\mathbf{f}_0(\mathbf{x}, t) = \begin{bmatrix} \mathbf{v} \\ \mathbf{f}_a(\mathbf{x}) \end{bmatrix} + B\mathbf{a} \quad (6)$$

$\mathbf{f}_a(\cdot)$ is given in Eq. (7), where $\mu = \mu_2/(\mu_1 + \mu_2)$, $r_1 = \sqrt{(x + \mu)^2 + y^2 + z^2}$, and $r_2 = \sqrt{(x - 1 + \mu)^2 + y^2 + z^2}$.

$$\mathbf{f}_a(\mathbf{x}) = \begin{bmatrix} 2\dot{y} + x - \frac{(1-\mu)(x+\mu)}{r_1^3} - \frac{\mu(x-1+\mu)}{r_2^3} \\ -2\dot{x} + y - \frac{(1-\mu)y}{r_1^3} - \frac{\mu y}{r_2^3} \\ -\frac{(1-\mu)z}{r_1^3} - \frac{\mu z}{r_2^3} \end{bmatrix} \quad (7)$$

III. CHANCE-CONSTRAINED CONTROL PROBLEM

A. Uncertainty Modeling

1) *Initial state dispersion*: We model the distributions of $\hat{\mathbf{x}}$ (estimate of \mathbf{x}) and $\tilde{\mathbf{x}} (= \mathbf{x} - \hat{\mathbf{x}})$ at t_0 via independent Gaussian distributions as

$$\hat{\mathbf{x}}_0^- \sim \mathcal{N}(\bar{\mathbf{x}}_0, \hat{P}_{0-}), \quad \tilde{\mathbf{x}}_0 \sim \mathcal{N}(0, \tilde{P}_{0-}), \quad (8)$$

which implies $\mathbf{x}_0 = \hat{\mathbf{x}}_0^- + \tilde{\mathbf{x}}_0 \sim \mathcal{N}(\bar{\mathbf{x}}_0, \hat{P}_{0-} + \tilde{P}_{0-})$.

2) *Maneuver execution error*: The Gates model [20] is a common approach to execution error modeling. For a given \mathbf{u}_k , it models the control error, $\tilde{\mathbf{u}}_k$, as [21], [22]:

$$\tilde{\mathbf{u}}(t) = \begin{cases} \sum_{k=0}^{N-1} \tilde{\mathbf{u}}_k \delta(t - t_k) & (\text{impulsive}) \\ \tilde{\mathbf{u}}_k, \forall t \in [t_k, t_{k+1}) & (\text{continuous}) \end{cases}, \quad (9)$$

$$\tilde{\mathbf{u}}_k = G_{\text{exe}}(\mathbf{u}_k) \mathbf{w}_{\text{exe},k}, \quad \mathbf{w}_{\text{exe},k} \sim \mathcal{N}(0, I_3),$$

$$G_{\text{exe}}(\mathbf{u}_k) = T(\mathbf{u}_k) P_{\text{gates}}^{1/2}(\mathbf{u}_k)$$

where $\mathbf{w}_{\text{exe},k}$ are i.i.d. standard Gaussian vectors, and

$$P_{\text{gates}}(\cdot) = \text{diag}(\sigma_p^2, \sigma_p^2, \sigma_m^2), \quad T(\cdot) = [\hat{\mathbf{S}} \quad \hat{\mathbf{E}} \quad \hat{\mathbf{Z}}],$$

$$\hat{\mathbf{Z}} = \frac{\mathbf{u}_k}{\|\mathbf{u}_k\|_2}, \quad \hat{\mathbf{E}} = \frac{[0, 0, 1]^\top \times \hat{\mathbf{Z}}}{\|[0, 0, 1]^\top \times \hat{\mathbf{Z}}\|_2}, \quad \hat{\mathbf{S}} = \hat{\mathbf{E}} \times \hat{\mathbf{Z}} \quad (10)$$

Here, $\sigma_p^2 = \sigma_3^2 + \sigma_4^2 \|\mathbf{u}_k\|_2^2$ and $\sigma_m^2 = \sigma_1^2 + \sigma_2^2 \|\mathbf{u}_k\|_2^2$. Note that $\{\sigma_1, \sigma_2\}$ are {fixed, proportional} magnitude errors while $\{\sigma_3, \sigma_4\}$ are {fixed, proportional} pointing errors.

3) *Stochastic acceleration*: Stochastic acceleration due to imperfect force modeling can be naturally modeled by a Brownian motion: $G(\mathbf{x})d\mathbf{w}(t)$, where $G(\cdot)$ is the intensity of disturbances; $d\mathbf{w}(t)$ is a standard Brownian motion vector, i.e., $\mathbb{E}[d\mathbf{w}] = 0_3$ and $\mathbb{E}[d\mathbf{w}(t)d\mathbf{w}^\top(t)] = I_3 dt$.

4) *Navigation uncertainty*: In essence, navigation is a filtering process with discrete observations, modeled as:

$$\mathbf{y}_k = \mathbf{f}_{\text{obs}}(\mathbf{x}_k) + G_{\text{obs}}(\mathbf{x}_k) \mathbf{w}_{\text{obs},k}, \quad (11)$$

where $\mathbf{f}_{\text{obs}}(\cdot)$ and $G_{\text{obs}}(\cdot)$ are the measurement function and noise intensity, respectively; $\mathbf{w}_{\text{obs},k} \in \mathbb{R}^{n_y}$ is an i.i.d. standard Gaussian vector. A navigation solution at time t_k , denoted by $\hat{\mathbf{x}}_k$, is expressed in terms of its probability density function (pdf) conditioned on all the past measurements $\mathbf{y}_{1:k}$:

$$\hat{\mathbf{x}}_k \sim f_{\text{pdf}}(\mathbf{x}_k | \mathbf{y}_{1:k}) = \mathcal{F}(\mathbf{x}_k, \mathbf{y}_{1:k}) \quad (12)$$

where $\mathcal{F}(\cdot)$ denotes the filtering process. Filtering typically utilizes the innovation process $\tilde{\mathbf{y}}_k^-$, defined as:

$$\tilde{\mathbf{y}}_k^- = \mathbf{y}_k - \mathbf{f}_{\text{obs}}(\hat{\mathbf{x}}_k^-). \quad (13)$$

5) *Nonlinear Stochastic System*: The evolution of stochastic state is naturally modeled by nonlinear stochastic differential equation (SDE) as:

$$d\mathbf{x} = [\mathbf{f}(\mathbf{x}, \mathbf{u}, t) + B\tilde{\mathbf{u}}]dt + G(\mathbf{x})d\mathbf{w}(t) \quad (14)$$

B. Orbit Control under Uncertainty

1) *Cost Function*: In stochastic settings, the classical form $J = \int_{t_0}^{t_f} L(\mathbf{u})dt$ (L : Lagrangian cost) is not well defined because \mathbf{u} , hence $L(\cdot)$, may be now stochastic. Instead, we minimize the integral of the p -quantile of $L(\cdot)$, i.e.,

$$J = \int_{t_0}^{t_f} Q_{L(\mathbf{u})}(p)dt \quad (15)$$

where $Q_X(p)$ is the quantile function of a random variable X evaluated at probability p , formally defined as:

$$Q_X(p) = \min\{a \in \mathbb{R} \mid \mathbb{P}[X \leq a] \geq p\}. \quad (16)$$

This paper is focused on minimizing ΔV_{99} , i.e., 99% quantile of fuel cost, corresponding to $L(\cdot) = \|\mathbf{u}\|_2$ with $p = 0.99$.

2) *Path chance constraints*: As our state and control are subject to uncertainty, constraints are not deterministic anymore and need to be treated probabilistically. We use chance constraints Eq. (1) to replace classical path constraints.

This paper is focused on chance constraints imposed at discrete epochs, although there are studies that extend the concept to continuous-time chance constraints [23].

A simple yet versatile form of state chance constraints is an intersection of hyperplane constraints:

$$\mathbb{P} \left[\bigwedge_j \mathbf{a}_j^\top \mathbf{x}_k + b_j \leq 0 \right] \geq 1 - \varepsilon_x, \quad k \in \mathbb{Z}_0^N \quad (17)$$

which can conservatively represent any convex feasible regions, including box constraints about a reference trajectory.

If a tube-like constraint about a reference trajectory is preferred over box constraints, we could also consider

$$\mathbb{P} [\|H(\mathbf{x}_k - \mathbf{x}_k^*)\|_2 \leq d_{\max}] \geq 1 - \varepsilon_x, \quad k \in \mathbb{Z}_0^N \quad (18)$$

where $H \in \mathbb{R}^{n_h \times n_x}$ extracts specific elements from \mathbf{x} (e.g., $H = [I_3, 0_{3 \times 3}]$ to extract position), \mathbf{x}_k^* is the reference state at the epoch, and d_{\max} is the state deviation bound.

Let us then consider control chance constraints. A common control constraint is the magnitude constraint, $\|\mathbf{u}_k\|_2 \leq u_{\max}$, whose chance-constraint counterpart is given by:

$$\mathbb{P} [\|\mathbf{u}_k\|_2 \leq u_{\max}] \geq 1 - \varepsilon_u, \quad k \in \mathbb{Z}_0^{N-1} \quad (19)$$

In addition, constraints on control change rate may be crucial when the time for an attitude maneuver can be a bottleneck to thrust direction change; such a constraint is given by:

$$\mathbb{P} [\|\mathbf{u}_{k+1} - \mathbf{u}_k\|_2 \leq \Delta u_{\max}] \geq 1 - \varepsilon_u, \quad k \in \mathbb{Z}_0^{N-2} \quad (20)$$

3) *Distributional terminal constraints*: A natural extension of deterministic terminal constraints would ensure the spacecraft to nominally arrive at the target \mathbf{x}_f within some prescribed accuracy represented by the final covariance P_f :

$$\mathbb{E}[\mathbf{x}_N] - \mathbf{x}_f = 0, \quad P_N \preceq P_f \quad (21)$$

where P_N denotes the covariance of the N -th state.

4) *State-triggered chance constraints*: State-triggered constraints may arise in many spacecraft GNC problems, especially when we have multiple phases in a mission. In deterministic form, a state-triggered constraint (STC) is expressed as: if $g_{\text{stc}}(\mathbf{x}, \mathbf{u}) < 0$, then $c_{\text{stc}}(\mathbf{x}, \mathbf{u}) \leq 0$. This STC is shown in [24] to be logically equivalent to

$$h_{\text{stc}}(\mathbf{x}, \mathbf{u}) \triangleq -\min\{g_{\text{stc}}(\mathbf{x}, \mathbf{u}), 0\} \cdot c_{\text{stc}}(\mathbf{x}, \mathbf{u}) \leq 0 \quad (22)$$

The equivalence can be understood by noting that Eq. (22) implies that, if $g_{\text{stc}}(\cdot) < 0$, then $h_{\text{stc}}(\cdot) = -g_{\text{stc}}(\cdot)c_{\text{stc}}(\cdot) \leq 0$, and hence $c_{\text{stc}}(\cdot) \leq 0$; on the other hand, if $g_{\text{stc}}(\cdot) \geq 0$, then $h_{\text{stc}}(\cdot) = 0$ regardless of the value of $c_{\text{stc}}(\cdot)$.

An extension of this concept to a chance constraint with risk level ϵ can be expressed as:

$$\text{if } \mathbb{E}[g(\mathbf{x}, \mathbf{u})] < 0, \text{ then } \mathbb{P}[c(\mathbf{x}, \mathbf{u}) \leq 0] \geq 1 - \epsilon \quad (23)$$

which means that $\mathbb{P}[c(\mathbf{x}, \mathbf{u}) \leq 0] \geq 1 - \epsilon$ is imposed when the trigger condition $g(\mathbf{x}, \mathbf{u}) < 0$ is satisfied in expectation.

In this paper, we consider an approach-cone constraint that is triggered when our satellite is near the origin (e.g., chief satellite). An approach cone can be represented by a second-order cone $\|A_{\text{cone}}\mathbf{r}\|_2 \leq \mathbf{b}_{\text{cone}}^\top \mathbf{r}$; for instance, if the satellite is allowed to approach the chief from $+y$ direction, $\sqrt{r_x^2 + r_z^2} \leq r_y \tan \theta_{\max}$, where θ_{\max} is half of the cone angle. Thus, we can specialize Eq. (23) as follows:

$$\begin{aligned} \text{if } & \mathbb{E}[\|H_r \mathbf{x}_k\|_2] < r_{\text{trigger}}, \\ \text{then } & \mathbb{P}[\|A_{\text{cone}} H_r \mathbf{x}_k\|_2 \leq \mathbf{b}_{\text{cone}}^\top H_r \mathbf{x}_k] \geq 1 - \epsilon_x \end{aligned} \quad (24)$$

where $H_r \in \mathbb{R}^{3 \times n_x}$ extracts the position vector from \mathbf{x} , and r_{trigger} is the critical radius about the origin.

5) *Control policy*: Since spacecraft never has access to the perfect state knowledge, control policies must calculate maneuvers using imperfect navigation solutions from Eq. (12). We model the control policy generically as:

$$\mathbf{u}_k = \pi_k(\hat{\mathbf{x}}_k; \Omega_k), \quad (25)$$

where Ω_k is a set of parameters that parameterize π_k .

C. Original Chance-Constrained Orbit Control Problem

Problem 1. Find $\pi_k(\cdot)$, $k \in \mathbb{Z}_0^{N-1}$ that minimize Eq. (15) while obeying the SDE Eq. (14) and satisfying the chance constraints Eqs. (17) to (20), terminal constraint Eq. (21), and state-triggered chance constraints Eq. (24) under control policies given by Eq. (25) with the state estimates Eq. (12).

IV. SOLUTION METHOD VIA CONVEX PROGRAMMING

A. Linear State Statistics Dynamics

1) *Linear, discrete-time system*: Linearizing Eq. (14) about the reference state $\mathbf{x}^*(t)$ and control $\mathbf{u}^*(t)$, we have

$$\begin{aligned} d\mathbf{x} &= (A\mathbf{x} + B^*\mathbf{u} + \mathbf{c} + B^*\tilde{\mathbf{u}}^*)dt + G^*d\mathbf{w}(t), \\ A &= (\partial \mathbf{f} / \partial \mathbf{x})^*, \quad \mathbf{c} = (\mathbf{f} - A\mathbf{x} - B\mathbf{u})^* \end{aligned} \quad (26)$$

where $(\cdot)^*$ indicates the evaluation at $\mathbf{x}^*(t)$, $\mathbf{u}^*(t)$.

Integrating Eq. (26) over an interval $[t_k, t_{k+1}]$ yields

$$\mathbf{x}_{k+1} = A_k \mathbf{x}_k + B_k \mathbf{u}_k + \mathbf{c}_k + G_{\text{exe},k} \mathbf{w}_{\text{exe},k} + G_k \mathbf{w}_k \quad (27)$$

where $\mathbf{w}_{\text{exe},k} \sim \mathcal{N}(0, I_{n_u})$ and $\mathbf{w}_k \sim \mathcal{N}(0, I_{n_x})$. The system matrices $A_k, B_k, \mathbf{c}_k, G_{\text{exe},k}$ are given by:

$$\begin{aligned} A_k &= \Phi(t_{k+1}, t_k), \\ B_k &= \begin{cases} A_k B^*(t_k) & (\text{impulsive}) \\ A_k \int_{t_k}^{t_{k+1}} \Phi^{-1}(t, t_k) B^*(t) dt & (\text{continuous}) \end{cases}, \quad (28) \\ \mathbf{c}_k &= A_k \int_{t_k}^{t_{k+1}} \Phi^{-1}(t, t_k) \mathbf{c}(t) dt, \quad G_{\text{exe},k} = B_k G_{\text{exe}}(\mathbf{u}_k^*) \end{aligned}$$

while G_k is any matrix such that $G_k \mathbf{w}_k$ has covariance

$$A_k \left\{ \int_{t_k}^{t_{k+1}} \Phi^{-1}(t, t_k) G(t) [\Phi^{-1}(t, t_k) G(t)]^\top dt \right\} A_k^\top$$

Note that $\Phi(t, t_k)$ denotes a state transition matrix from t_k to t , obtained by solving the ordinary differential equation:

$$\dot{\Phi}(t, t_k) = A(t) \Phi(t, t_k), \quad \Phi(t_k, t_k) = I \quad (29)$$

If $\mathbf{u}_k^* = 0$, then $T(\mathbf{u}_k^*)$ in Eq. (10) is undefined and so is $G_{\text{exe}}(\mathbf{u}_k^*)$; in such a case, we model it as $T(\mathbf{u}_k^*) = I_3$.

2) *Filtered state dynamics*: We assume that the spacecraft is equipped with a Kalman filter to calculate navigation solutions onboard. Hence, Eq. (11) is approximated as:

$$\mathbf{y}_k = C_k \mathbf{x}_k + D_k \mathbf{w}_{\text{obs},k} + \mathbf{c}_{\text{obs},k}, \quad \text{with } C_k = [\partial \mathbf{f}_{\text{obs}} / \partial \mathbf{x}]^*, \\ D_k = G_{\text{obs}}(\mathbf{x}_k^*), \quad \mathbf{c}_{\text{obs},k} = \mathbf{f}_{\text{obs}}(\mathbf{x}_k^*) - C_k \mathbf{x}_k^*$$

Likewise, $\mathbf{f}_{\text{obs}}(\hat{\mathbf{x}}_k^-) \approx \mathbf{c}_{\text{obs},k} + C_k \hat{\mathbf{x}}_k^-$, leading Eq. (13) to

$$\tilde{\mathbf{y}}_k^- = \mathbf{y}_k - (\mathbf{c}_{\text{obs},k} + C_k \hat{\mathbf{x}}_k^-) = C_k \tilde{\mathbf{x}}_k + D_k \mathbf{w}_{\text{obs},k} \quad (30)$$

whose distribution is derived as (with $\tilde{P}_k \triangleq \text{Cov}[\tilde{\mathbf{x}}_k]$):

$$\tilde{\mathbf{y}}_k^- \sim \mathcal{N}(0, P_{\tilde{\mathbf{y}}_k^-}), \quad P_{\tilde{\mathbf{y}}_k^-} = C_k \tilde{P}_k C_k^\top + D_k D_k^\top \quad (31)$$

The Kalman filter sequentially updates the state estimate as:

$$\begin{aligned} \hat{\mathbf{x}}_k^- &= A_{k-1} \hat{\mathbf{x}}_{k-1} + B_{k-1} \mathbf{u}_{k-1} + \mathbf{c}_{k-1} \quad (\text{time update}) \\ \hat{\mathbf{x}}_k &= \hat{\mathbf{x}}_k^- + L_k \tilde{\mathbf{y}}_k^- \quad (\text{measurement update}) \end{aligned} \quad (32)$$

which can be combined to yield

$$\hat{\mathbf{x}}_{k+1} = A_k \hat{\mathbf{x}}_k + B_k \mathbf{u}_k + \mathbf{c}_k + L_{k+1} \tilde{\mathbf{y}}_{k+1}^- \quad (33)$$

where $\hat{\mathbf{x}}_0 = \hat{\mathbf{x}}_0^- + L_0 \tilde{\mathbf{y}}_0^-$. Here, L_k is the Kalman gain:

$$L_k = \tilde{P}_k^- C_k^\top (C_k \tilde{P}_k^- C_k^\top + D_k D_k^\top)^{-1} \quad (34)$$

which can be analytically calculated *a priori* in linear Kalman filter since \tilde{P}_k and \tilde{P}_k^- are also available *a priori*:

$$\begin{aligned} \tilde{P}_k^- &= A_{k-1} \tilde{P}_{k-1} A_{k-1}^\top + G_{\text{exe},k-1} G_{\text{exe},k-1}^\top + G_{k-1} G_{k-1}^\top \\ \tilde{P}_k &= (I - L_k C_k) \tilde{P}_k^- (I - L_k C_k)^\top + L_k D_k D_k^\top L_k^\top \end{aligned} \quad (35)$$

3) *Linear output-feedback control policy*: We model the control policy Eq. (25) in a linear output feedback form as:

$$\mathbf{u}_k = \bar{\mathbf{u}}_k + K_k \mathbf{z}_k, \quad k \in \mathbb{Z}_0^{N-1} \quad (36)$$

where $\bar{\mathbf{u}}_k$ is a nominal control input, K_k is a feedback gain matrix, and \mathbf{z}_k is a stochastic process given by

$$\mathbf{z}_{k+1} = A_k \mathbf{z}_k + L_{k+1} \tilde{\mathbf{y}}_{k+1}^-, \quad \mathbf{z}_0 = \hat{\mathbf{x}}_0 - \bar{\mathbf{x}}_0. \quad (37)$$

This approach, originally proposed by the author and collaborators in [25], exploits the system's Markovian property.

4) *State and control statistics*: Let us first analytically derive the statistics—mean and covariance—of the state and control. We express Eq. (33) in a block-matrix form as:

$$\begin{aligned} \begin{bmatrix} \hat{\mathbf{x}}_0 \\ \hat{\mathbf{x}}_1 \\ \hat{\mathbf{x}}_2 \\ \vdots \end{bmatrix} &= \begin{bmatrix} I_{n_x} \\ A_0 \\ A_1 A_0 \\ \vdots \end{bmatrix} \hat{\mathbf{x}}_0^- + \begin{bmatrix} 0 & 0 \\ B_0 & 0 \\ A_1 B_0 & B_1 \\ & \ddots \end{bmatrix} \begin{bmatrix} \mathbf{u}_0 \\ \mathbf{u}_1 \\ \mathbf{u}_2 \\ \vdots \end{bmatrix} + \\ &\begin{bmatrix} 0 & 0 \\ I_{n_x} & 0 \\ A_1 & I_{n_x} \\ & \ddots \end{bmatrix} \begin{bmatrix} \mathbf{c}_0 \\ \mathbf{c}_1 \\ \mathbf{c}_2 \\ \vdots \end{bmatrix} + \begin{bmatrix} L_0 & 0 \\ A_0 L_0 & L_1 \\ A_1 A_0 L_0 & A_1 L_1 \\ & \ddots \end{bmatrix} \begin{bmatrix} \tilde{\mathbf{y}}_0^- \\ \tilde{\mathbf{y}}_1^- \\ \tilde{\mathbf{y}}_2^- \\ \vdots \end{bmatrix} \end{aligned}$$

which can be expressed in a compact form as:

$$\hat{\mathbf{X}} = \mathbf{A} \hat{\mathbf{x}}_0^- + \mathbf{B} \mathbf{U} + \mathbf{C} + \mathbf{L} \mathbf{Y}, \quad (38)$$

where $\hat{\mathbf{X}} = [\hat{\mathbf{x}}_0^\top, \hat{\mathbf{x}}_1^\top, \dots, \hat{\mathbf{x}}_N^\top]^\top$, $\mathbf{U} = [\mathbf{u}_0^\top, \mathbf{u}_1^\top, \dots, \mathbf{u}_{N-1}^\top]^\top$, $\mathbf{Y} = [\tilde{\mathbf{y}}_0^{-1\top}, \tilde{\mathbf{y}}_1^{-1\top}, \dots, \tilde{\mathbf{y}}_N^{-1\top}]^\top$, and $\mathbf{A}, \mathbf{B}, \mathbf{C}, \mathbf{L}$ are defined accordingly. See [3], [4] on this construction. Here, we define matrices E_{x_k} (E_{u_k}) to extract \mathbf{x}_k (\mathbf{u}_k) from $\hat{\mathbf{X}}$ (\mathbf{U}) as:

$$\mathbf{x}_k = E_{x_k} \hat{\mathbf{X}}, \quad \mathbf{u}_k = E_{u_k} \mathbf{U}. \quad (39)$$

Under the control policy Eq. (36), \mathbf{U} is given by:

$$\mathbf{U} = \bar{\mathbf{U}} + \mathbf{K} \mathbf{Z}, \quad \mathbf{K} = \begin{bmatrix} K_0 & 0 & 0 & \dots & 0 \\ 0 & K_1 & \ddots & \dots & 0 \\ \vdots & \vdots & \ddots & 0 & 0 \\ 0 & 0 & \dots & K_{N-1} & 0 \end{bmatrix}$$

where $\mathbf{Z} = [\mathbf{z}_0^\top, \mathbf{z}_1^\top, \dots, \mathbf{z}_N^\top]^\top$ is calculated as:

$$\begin{aligned} \mathbf{Z} &= \mathbf{A} \mathbf{z}_0 + \mathbf{L}_Z \mathbf{Y} \\ \mathbf{L}_Z &= \begin{bmatrix} 0 & 0 & 0 & 0 \\ 0 & L_1 & 0 & 0 \\ 0 & A_1 L_1 & L_2 & \\ 0 & A_2 A_1 L_1 & A_2 L_2 & L_3 \\ & & & \ddots \end{bmatrix} \end{aligned} \quad (40)$$

Hence, Eq. (38) under Eq. (36) is expressed as:

$$\hat{\mathbf{X}} = \mathbf{A} \hat{\mathbf{x}}_0^- + \mathbf{B} \bar{\mathbf{U}} + \mathbf{B} \mathbf{K} \mathbf{Z} + \mathbf{C} + \mathbf{L} \mathbf{Y}, \quad (41)$$

which, since $\mathbb{E}[\mathbf{Y}] = 0$, $\mathbb{E}[\mathbf{Z}] = 0$, and $\mathbb{E}[\mathbf{U}] = \bar{\mathbf{U}}$, implies

$$\mathbb{E}[\hat{\mathbf{X}}] \triangleq \bar{\mathbf{X}} = \mathbf{A} \bar{\mathbf{x}}_0 + \mathbf{B} \bar{\mathbf{U}} + \mathbf{C}. \quad (42)$$

From $\mathbf{z}_0 = \hat{\mathbf{x}}_0 - \bar{\mathbf{x}}_0$ and $\hat{\mathbf{x}}_0 = \hat{\mathbf{x}}_0^- + L_0 \tilde{\mathbf{y}}_0^-$, we have

$$\begin{aligned} \mathbf{Z} &= \mathbf{A}(\hat{\mathbf{x}}_0^- - \bar{\mathbf{x}}_0 + L_0 \tilde{\mathbf{y}}_0^-) + \mathbf{L}_Z \mathbf{Y} \\ &= \mathbf{A}(\hat{\mathbf{x}}_0^- - \bar{\mathbf{x}}_0) + \mathbf{L} \mathbf{Y} \end{aligned} \quad (43)$$

where $\mathbf{A} L_0 \tilde{\mathbf{y}}_0^- + \mathbf{L}_Z \mathbf{Y} = \mathbf{L} \mathbf{Y}$. From Eqs. (41) to (43),

$$\hat{\mathbf{X}} - \bar{\mathbf{X}} = (I + \mathbf{B} \mathbf{K})[\mathbf{A}(\hat{\mathbf{x}}_0^- - \bar{\mathbf{x}}_0) + \mathbf{L} \mathbf{Y}] \quad (44)$$

Thus, in addition to the state mean Eq. (42), the state estimate covariance, $\hat{\mathbf{P}}$, is calculated as:

$$\hat{\mathbf{P}} \triangleq \text{Cov}[\hat{\mathbf{X}}] = (I + \mathbf{B} \mathbf{K}) \mathbf{S} (I + \mathbf{B} \mathbf{K})^\top \quad (45)$$

where, noting the independency between $\hat{\mathbf{x}}_0, \tilde{\mathbf{x}}_0, \mathbf{w}_{\text{obs},k} \forall k$, $\mathbf{S} \triangleq \text{Cov}[\mathbf{A}(\hat{\mathbf{x}}_0^- - \bar{\mathbf{x}}_0) + \mathbf{L}\mathbf{Y}] = \mathbf{A}\hat{P}_0 - \mathbf{A}^\top + \mathbf{L}\mathbf{P}_Y\mathbf{L}^\top$ (46)

Here, \mathbf{P}_Y , the innovation process covariance, is given by

$$\mathbf{P}_Y \triangleq \text{Cov}[\mathbf{Y}] = \text{blkdiag}(P_{\tilde{y}_0}, P_{\tilde{y}_1}, \dots, P_{\tilde{y}_N}) \quad (47)$$

where $\text{blkdiag}(\cdot)$ forms a block diagonal matrix, and $P_{\tilde{y}_k}$ is given in Eq. (31). Using Eq. (43), $\mathbf{U} - \bar{\mathbf{U}} = \mathbf{K}\mathbf{Z} = \mathbf{K}[\mathbf{A}(\hat{\mathbf{x}}_0^- - \bar{\mathbf{x}}_0) + \mathbf{L}\mathbf{Y}]$, the control covariance is derived as:

$$\mathbf{P}_U \triangleq \text{Cov}[\mathbf{U}] = \mathbf{K}\mathbf{S}\mathbf{K}^\top \quad (48)$$

Now, we are ready to show a key result, given in Proposition 1, to express the statistics of state and control in terms of the decision variables $\bar{\mathbf{U}}$ and \mathbf{K} in an affine form.

Proposition 1. *Under the filtered state dynamics Eq. (33) with the output-feedback control policy Eq. (36), $\bar{\mathbf{x}}_k, \hat{P}_k^{1/2}$, and $P_{u_k}^{1/2}$ are affine in $\bar{\mathbf{U}}$ and \mathbf{K} , given by:*

$$\begin{aligned} \bar{\mathbf{x}}_k &= E_{x_k}(\mathbf{A}\bar{\mathbf{x}}_0 + \mathbf{B}\bar{\mathbf{U}} + \mathbf{C}), \\ \hat{P}_k^{1/2} &= E_{x_k}(\mathbf{I} + \mathbf{B}\mathbf{K})\mathbf{S}^{1/2}, \quad P_{u_k}^{1/2} = E_{u_k}\mathbf{K}\mathbf{S}^{1/2} \end{aligned} \quad (49)$$

where $\mathbf{S}^{1/2}$ is given by $\mathbf{S}^{1/2} = \begin{bmatrix} \mathbf{A}\hat{P}_0^{1/2} & \\ & \mathbf{L}\mathbf{P}_Y^{1/2} \end{bmatrix}$.

Proof. Combine Eqs. (39), (42), (45), (46) and (48). \square

B. Convex Problem Formulation

Lemmas 1 to 3 are useful for convex formulation.

Lemma 1. *Let $\boldsymbol{\xi} \sim \mathcal{N}(\bar{\boldsymbol{\xi}}, P_\xi) \in \mathbb{R}^{n_\xi}$. Then a chance constraint $\mathbb{P}[\sum_j c_j(\boldsymbol{\xi}) \leq 0] \geq 1 - \varepsilon$ is implied by*

$$\bigwedge_j \mathbb{P}[c_j(\boldsymbol{\xi}) \leq 0] \geq 1 - \varepsilon_j, \quad \sum_j \varepsilon_j \leq \varepsilon \quad (50)$$

Proof. Use the Boole's inequality; see [26]. \square

Lemma 2. *Let $\boldsymbol{\xi} \sim \mathcal{N}(\bar{\boldsymbol{\xi}}, P_\xi) \in \mathbb{R}^{n_\xi}$ and $\varepsilon \in (0, 0.5)$. Then, $\mathbb{P}[\bigwedge_j \mathbf{a}_j^\top \boldsymbol{\xi} + b_j \leq 0] \geq 1 - \varepsilon$ is implied by*

$$\bigwedge_j \mathbf{a}_j^\top \bar{\boldsymbol{\xi}} + b_j + m_{\mathcal{N}}(\varepsilon_j) \sqrt{\mathbf{a}_j^\top P_\xi \mathbf{a}_j} \leq 0, \quad \sum_j \varepsilon_j \leq \varepsilon \quad (51)$$

$m_{\mathcal{N}}(\varepsilon) = Q_{X \sim \mathcal{N}}(1 - \varepsilon)$ denotes the quantile function of the standard normal distribution, evaluated at probability $(1 - \varepsilon)$.

Proof. See [2]. \square

Lemma 3. *Let $\boldsymbol{\xi} \sim \mathcal{N}(\bar{\boldsymbol{\xi}}, P_\xi) \in \mathbb{R}^{n_\xi}$, $\varepsilon \in (0, 1)$, and $\gamma > 0$. Then, $\mathbb{P}[\|\boldsymbol{\xi}\|_2 \leq \gamma] \geq 1 - \varepsilon$ is implied by*

$$\|\bar{\boldsymbol{\xi}}\|_2 + m_{\chi^2}(\varepsilon, n_\xi) \sqrt{\lambda_{\max}(P_\xi)} \leq \gamma \quad (52)$$

$m_{\chi^2}(\varepsilon, n_\xi) = \sqrt{Q_{X \sim \chi^2(n_\xi)}(1 - \varepsilon)}$. Here, $Q_{X \sim \chi^2(n_\xi)}(1 - \varepsilon)$ denotes the quantile function of the chi-squared distribution with n_ξ degrees of freedom, evaluated at probability $(1 - \varepsilon)$.

Proof (originally by the author in [27]). Denoting $\boldsymbol{\xi}$ as $\boldsymbol{\xi} = \bar{\boldsymbol{\xi}} + P_\xi^{1/2} \mathbf{v}$ where $\mathbf{v} \sim \mathcal{N}(0, \mathbf{I}_{n_\xi})$, and applying the triangle inequality, we have $\|\boldsymbol{\xi}\|_2 \leq \|\bar{\boldsymbol{\xi}}\|_2 + \|P_\xi^{1/2} \mathbf{v}\|_2 \leq \|\bar{\boldsymbol{\xi}}\|_2 + \|P_\xi^{1/2}\|_2 \|\mathbf{v}\|_2$. Thus, $\mathbb{P}[\|\boldsymbol{\xi}\|_2 \leq \gamma] \geq$

$\mathbb{P}[\|\mathbf{v}\|_2 \leq (\gamma - \|\bar{\boldsymbol{\xi}}\|_2) / \|P_\xi^{1/2}\|_2] \cdots$ (A). Noting $\|\mathbf{v}\|_2^2 \sim \chi^2(n_\xi)$, for a deterministic quantity $v_{\max} \geq 0$, we have $\mathbb{P}[\|\mathbf{v}\|_2 \leq v_{\max}] = \mathbb{P}[\|\mathbf{v}\|_2^2 \leq v_{\max}^2] \geq 1 - \varepsilon$, which is equivalent to $m_{\chi^2}(\varepsilon, n_\xi) = \sqrt{Q_{X \sim \chi^2(n_\xi)}(1 - \varepsilon)} \leq v_{\max} \cdots$ (B). From (A), $\mathbb{P}[\|\boldsymbol{\xi}\|_2 \leq \gamma] \geq 1 - \varepsilon$ is implied by $\mathbb{P}[\|\mathbf{v}\|_2 \leq (\gamma - \|\bar{\boldsymbol{\xi}}\|_2) / \|P_\xi^{1/2}\|_2] \geq 1 - \varepsilon$, which, due to (B), is equivalent to $m_{\chi^2}(\varepsilon, n_\xi) \leq (\gamma - \|\bar{\boldsymbol{\xi}}\|_2) / \|P_\xi^{1/2}\|_2 \Leftrightarrow$ Eq. (52), where note that $\sqrt{\lambda_{\max}(P_{\xi_k})} = \|P_{\xi_k}^{1/2}\|_2$. \square

$m_{\mathcal{N}}$ and m_{χ^2} are straightforward to calculate in modern programming languages. Use `norminv(1 - \varepsilon)` in Matlab and `stats.norm.ppf(1 - \varepsilon)` in Python's `scipy` for $Q_{X \sim \mathcal{N}}(1 - \varepsilon)$; `chi2inv(1 - \varepsilon, n_\xi)` in Matlab and `chi2.cdf(1 - \varepsilon, n_\xi)` in `scipy` for $Q_{X \sim \chi^2(n_\xi)}(1 - \varepsilon)$.

Remark 1. m_{χ^2} given in Lemma 3 provides a tighter approximation than the one proposed in [28]. The values of m_{χ^2} in Lemma 3 and [28] coincide when $n_\xi = 2$, whereas, for $n_\xi > 2$, m_{χ^2} in Lemma 3 is smaller than [28], hence giving tighter constraints. [27] reports a quantitative comparison of the two approaches for various n_ξ and ε .

1) *Cost function:* Eq. (15) in discrete-time is given by

$$J = \begin{cases} \sum_{k=0}^{N-1} Q_{X \sim \|\mathbf{u}_k\|_2}(p) & \text{(impulsive)} \\ \sum_{k=0}^{N-1} Q_{X \sim \|\mathbf{u}_k\|_2}(p) \Delta t_k & \text{(continuous)} \end{cases} \quad (53)$$

where $\Delta t_k = t_{k+1} - t_k$. While Eq. (53) is not easy to calculate, Lemma 4 gives an upper bound of Eq. (53).

Lemma 4. *Suppose $\mathbf{u}_k \sim \mathcal{N}(\bar{\mathbf{u}}_k, P_{u_k})$. Then, $Q_{X \sim \|\mathbf{u}_k\|_2}(p)$ in Eq. (53) is bounded from above as:*

$$Q_{X \sim \|\mathbf{u}_k\|_2}(p) \leq \|\bar{\mathbf{u}}_k\|_2 + m_{\chi^2}(1 - p, n_u) \sqrt{\lambda_{\max}(P_{u_k})}$$

Proof. Using Lemma 3, $\mathbb{P}[\|\mathbf{u}_k\|_2 \leq a] \geq p$ is implied by $\|\bar{\mathbf{u}}_k\|_2 + m_{\chi^2}(1 - p, n_u) \sqrt{\lambda_{\max}(P_{u_k})} \leq a$. Hence, there exists a non-negative scalar $\delta \geq 0$ that satisfies

$$\begin{aligned} \mathbb{P}[\|\mathbf{u}_k\|_2 \leq a] \geq p &\Leftrightarrow \\ \|\bar{\mathbf{u}}_k\|_2 + m_{\chi^2}(1 - p, n_u) \sqrt{\lambda_{\max}(P_{u_k})} - \delta &\leq a \end{aligned} \quad (54)$$

which implies $\min\{a \in \mathbb{R} \mid \mathbb{P}[\|\mathbf{u}_k\|_2 \leq a] \geq p\} = \|\bar{\mathbf{u}}_k\|_2 + m_{\chi^2}(1 - p, n_u) \sqrt{\lambda_{\max}(P_{u_k})} - \delta$, completing the proof. \square

Applying Lemma 4 to Eq. (53), we have $J \leq J_{\text{ub}}$, where

$$J_{\text{ub}} = \begin{cases} \sum_k [\|\bar{\mathbf{u}}_k\|_2 + m_{\chi^2}(0.01, n_u) \|P_{u_k}^{1/2}\|_2] \\ \sum_k [\|\bar{\mathbf{u}}_k\|_2 + m_{\chi^2}(0.01, n_u) \|P_{u_k}^{1/2}\|_2] \Delta t_k \end{cases} \quad (55)$$

Instead of J , we minimize J_{ub} in Eq. (55) for tractability.

2) *Path chance constraints:* Using Lemma 2, it is clear that Eq. (17) is implied by:

$$\bigwedge_j \mathbf{a}_j^\top \bar{\mathbf{x}}_k + b_j + m_{\mathcal{N}}(\varepsilon_{x,j}) \|\mathbf{a}_j^\top \hat{P}_k^{1/2}\|_2 \leq 0, \quad k \in \mathbb{Z}_0^N \quad (56)$$

with $\sum_j \varepsilon_{x,j} \leq \varepsilon_x$. Using Lemma 3, it is clear that Eqs. (18) and (19) are respectively implied by:

$$\|H(\bar{\mathbf{x}}_k - \mathbf{x}_k^*)\|_2 + m_{\chi^2}(\varepsilon_x, n_h) \|H\hat{P}_{x_k}^{1/2}\|_2 \leq d_{\max} \quad (57)$$

$$\|\bar{\mathbf{u}}_k\|_2 + m_{\chi^2}(\varepsilon_u, n_u) \|P_{u_k}^{1/2}\|_2 \leq u_{\max}, \quad k \in \mathbb{Z}_0^{N-1} \quad (58)$$

Noting that $\Delta \mathbf{u}_k = \mathbf{u}_{k+1} - \mathbf{u}_k = (E_{u_{k+1}} - E_{u_k})\mathbf{U}$ and applying Lemma 3, Eq. (20) can be expressed as:

$$m_{\chi^2}(\varepsilon_u, n_u) \|(E_{u_{k+1}} - E_{u_k})\mathbf{K}\mathbf{S}^{1/2}\| + \|(E_{u_{k+1}} - E_{u_k})\bar{\mathbf{U}}\|_2 \leq \Delta u_{\max}, \quad k \in \mathbb{Z}_0^{N-2} \quad (59)$$

3) *Terminal constraints:* Noting Eq. (49), the terminal mean constraint is equivalent to:

$$E_{x_N}(\mathbf{A}\bar{\mathbf{x}}_0 + \mathbf{B}\bar{\mathbf{U}} + \mathbf{C}) - \bar{\mathbf{x}}_f = 0 \quad (60)$$

Since $P_N = \hat{P}_N + \tilde{P}_N$, the terminal covariance constraint leads to $(0 \prec) \hat{P}_N \preceq P_f - \tilde{P}_N$, which, by noting Eq. (49), can be equivalently expressed in a convex form as [3]:

$$\|(P_f - \tilde{P}_N)^{-1/2} E_{x_N}(I + \mathbf{B}\mathbf{K})\mathbf{S}^{1/2}\|_2 - 1 \leq 0. \quad (61)$$

where P_f is defined by the user and \tilde{P}_N is given by Eq. (35).

4) *State-triggered chance constraints:* Eq. (24) is expressed in deterministic form as:

$$\text{if } g_{\text{stc}}(\bar{\mathbf{x}}_k) < 0, \text{ then } c_{\text{stc}}(\bar{\mathbf{x}}_k, \hat{P}_k^{1/2}) \leq 0, \quad \forall k \in \mathbb{Z}_0^N \quad (62)$$

where $g_{\text{stc}}(\cdot) = \|H_r \bar{\mathbf{x}}_k\|_2 - r_c$, and, using Lemmas 1 to 3,

$$c_{\text{stc}}(\cdot) = \|A_{\text{cone}} H_r \bar{\mathbf{x}}_k\|_2 - \mathbf{b}_{\text{cone}}^\top H_r \bar{\mathbf{x}}_k + m_{\chi^2}\left(\frac{\epsilon_x}{2}, 2\right) \|A_{\text{cone}} H_r \hat{P}_k^{1/2}\|_2 + m_{\mathcal{N}}\left(\frac{\epsilon_x}{2}\right) \|\mathbf{b}_{\text{cone}}^\top H_r \hat{P}_k^{1/2}\|_2 \quad (63)$$

Using Eq. (22), Eq. (62) is logically equivalent to

$$h_{\text{stc}}(\cdot) = -\min\{g_{\text{stc}}(\bar{\mathbf{x}}_k), 0\} \cdot c_{\text{stc}}(\bar{\mathbf{x}}_k, \hat{P}_k^{1/2}) \leq 0 \quad (64)$$

$\forall k \in \mathbb{Z}_0^N$, being non-convex because of the multiplication of convex functions. Hence, we approximate Eq. (64) as:

$$h_{\text{stc}}(\cdot) = -\min\{g_{\text{stc}}(\bar{\mathbf{x}}_k^*), 0\} \cdot c_{\text{stc}}(\bar{\mathbf{x}}_k, \hat{P}_k^{1/2}) \leq 0, \quad \forall k \quad (65)$$

C. Convex Chance-Constrained Orbit Control Problem

If the problem does not involve a state-triggered constraint, we find a history of chance-constrained control policies by solving Problem 2, which is convex as in Theorem 1.

Problem 2. Find $\bar{\mathbf{U}}$ and \mathbf{K} that minimize the cost Eq. (55) such that satisfy the path chance constraints Eqs. (56) to (59), terminal constraints Eqs. (60) and (61).

Theorem 1. Problem 2 is a convex optimization problem.

Proof. Combine Proposition 1 and Eqs. (55) to (61). \square

If the problem involves state-triggered constraints, we approximate Eq. (64) via Eq. (65) for convex formulation. To avoid *artificial infeasibility* due to the approximation, we introduce slack variables $\zeta_k \in \mathbb{R}$ and relax Eq. (65) as:

$$h_{\text{stc}}(\cdot) = -\min\{g_{\text{stc}}(\bar{\mathbf{x}}_k^*), 0\} \cdot c_{\text{stc}}(\bar{\mathbf{x}}_k, \hat{P}_k^{1/2}) \leq \zeta_k \quad (66)$$

$\forall k \in \mathbb{Z}_0^N$, while penalizing the constraint violation in the cost function by introducing a penalty weight $w \in \mathbb{R}$ as:

$$J_{\text{penalty}}(\bar{\mathbf{U}}, \mathbf{K}, \boldsymbol{\zeta}) = J_{\text{ub}}(\bar{\mathbf{U}}, \mathbf{K}) + w \|\boldsymbol{\zeta}\|_1 \quad (67)$$

where $\boldsymbol{\zeta} = [\zeta_0, \dots, \zeta_N]^\top$. Control policies with state-triggered constraints are found by iteratively solving Problem 3, which is convex due to Theorem 2; at every iteration,

$g_{\text{stc}}(\bar{\mathbf{x}}_k^*), \forall k \in \mathbb{Z}_0^N$ in Eq. (66) are updated by using the previous solution. The iteration is terminated when the updates in $\bar{\mathbf{X}}$ and $\bar{\mathbf{U}}$ become smaller than a tolerance or when the number of iterations reaches a pre-determined number.

It is also possible to take a more sophisticated sequential convex programming (SCP) approach, e.g., SCvx [29] and SCvx^* [30], which helps ensure the convergence.

Problem 3. Find $\bar{\mathbf{U}}, \mathbf{K}, \boldsymbol{\zeta}$ that minimize the cost Eq. (67) such that satisfy the path chance constraints Eqs. (56) to (59), terminal constraints Eqs. (60) and (61), and state-triggered chance constraint Eq. (66).

Theorem 2. Problem 3 is a convex optimization problem.

Proof. Combine Proposition 1 and Eqs. (55) to (61), (63), (66) and (67); note $\min\{g_{\text{stc}}(\bar{\mathbf{x}}_k^*), 0\} \leq 0$ in Eq. (66). \square

V. NUMERICAL EXAMPLES

A. Safe Autonomous Rendezvous under Uncertainty

Consider a safe autonomous rendezvous scenario in proximity of a chief satellite in an Earth orbit under operational uncertainties, with impulsive maneuvers. As the spacecraft is close to the chief, it is appropriate to use CWH equation to approximate the EoMs. This scenario features chance constraints on control magnitude Eq. (19), control rate Eq. (20), terminal distribution Eq. (21), and state-triggered chance constraint Eq. (24), which models an approach cone constraint that is activated when the spacecraft is closer to the chief than a threshold. The used parameters are included in Appendix.

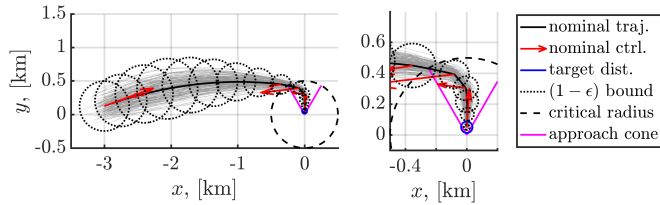
As the problem involves a state-triggered constraint, Problem 3 is solved iteratively until the variable update is smaller than a tolerance $\epsilon_{\text{tol}} = 10^{-3}$. Each convex programming took 2.8–3.6 seconds and the iteration was terminated by satisfying ϵ_{tol} after 5 iterations. Monte Carlo (MC) simulation is performed using the designed control policies $\pi_{0:N-1}$.

Fig. 2 summarizes the MC result. Fig. 2(a) illustrates trajectories projected on the 2-D position space while Fig. 2(b) highlights \mathbf{u}_k , $\|\mathbf{u}_k\|_2$, and $\|\Delta \mathbf{u}_k\|_2$. These figures demonstrate that the designed policies $\pi_{1:N}$ successfully drive the state to the target distribution while satisfying all the chance constraints. Fig. 2(c) shows that ΔV_{99} from MC is indeed upper-bounded by J_{ub} with some optimality gap (~ 2 m/s).

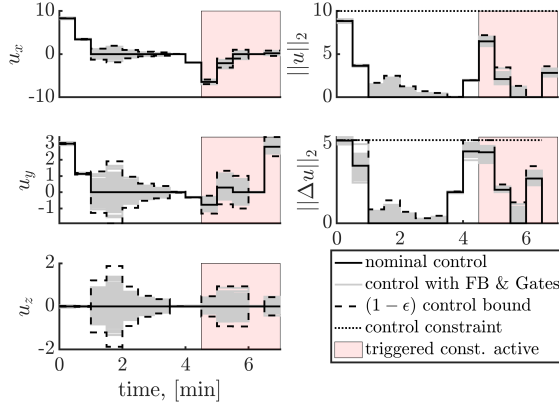
B. Safe NRHO Station-keeping Planning in Cislunar Space

Next consider safe station-keeping planning on a cislunar NRHO under uncertainty. For measurement modeling Eq. (11), we consider Moon horizon-based optical navigation (OpNav), which is originally proposed in [31] and applied to various cislunar orbits in [32]; we use the same OpNav parameters and filtering architecture as described in [32].

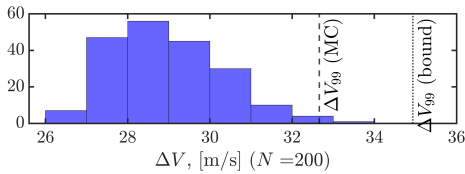
To apply the proposed framework, we linearize the nonlinear CR3BP EoM about a reference trajectory. We impose a tube-like constraint in Eq. (18) to constrain position deviations from the reference NRHO and control magnitude constraint in Eq. (19). The scenario begins at the apolune and considers 5 full NRHO revolutions, where $N = 45$, i.e.,



(a) Position 2-D projection: MC result with predicted statistics under navigation error, execution error (Gates model) & stochastic acceleration



(b) Control: MC results with predicted statistics, in (m/s)



(c) Control: MC total ΔV histogram & statistics

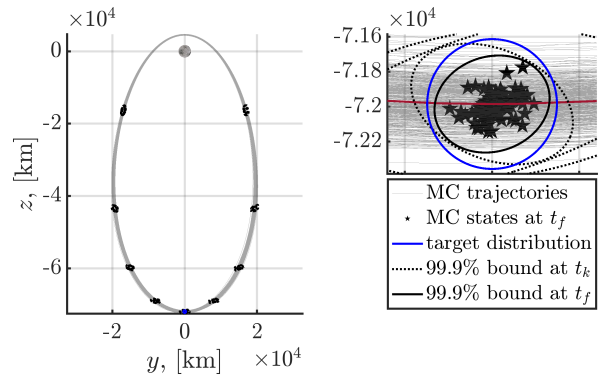
Fig. 2. Safe autonomous rendezvous scenario with the approach cone constraint triggered when entering a sphere of critical radius r_{trigger} .

9 nodes are placed per orbit, evenly spaced in time, leading to $\Delta t \approx 0.8$ day. The spacecraft takes a measurement (moon image) at every node, and has trajectory correction maneuver (TCM) opportunities at every 3 nodes, that is, 3 TCM opportunities per orbit. Tube-like state chance constraints are imposed at every node. See Appendix for the parameters for NRHO, uncertainty modeling, and constraints.

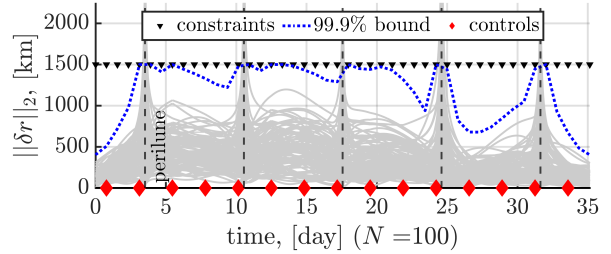
Solving this problem does not require SCP as it does not have a state-triggered constraint, and is solved in ~ 8.4 sec, producing about 35-day-worth safe control policy π_k .

Fig. 3 summarizes nonlinear MC results, verifying the robustness of π_k . The nonlinear simulation uses the nonlinear CR3BP EoM and calculates $\tilde{\mathbf{y}}_k$ via nonlinear innovation process Eq. (13) with OpNav measurements for propagating \mathbf{z}_k in Eq. (37). Fig. 3(a) shows the MC trajectories projected on y - z plane and highlights the distributional constraint being met at t_f . Fig. 3(b) shows the satisfaction of the state chance constraints under the optimized policy.¹ Fig. 3(c) indicates ΔV_{99} from MC is upper-bounded by J_{ub} .

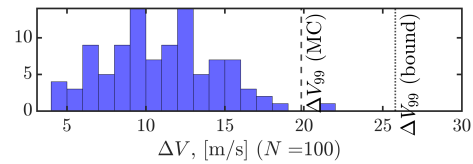
¹ Since chance constraints are imposed in discrete time, constraint violation may occur momentarily in-between constrained epochs. Constraint violations in Fig. 3(b) correspond to dynamically sensitive perilune passages. See [23] for continuous-time chance constraints.



(a) Nonlinear MC trajectories & predicted statistics (y - z projection)



(b) MC position deviation; discrete-time c.c. successfully met



(c) Control: MC total ΔV histogram & statistics

Fig. 3. Safe autonomous cislunar L2 NRHO station-keeping scenario

VI. CONCLUSIONS

A safe spacecraft path-planning problem under uncertainty is formulated as an output-feedback, chance-constrained optimal control problem. The presented formulation exploits the Markovian property of the system and incorporates various chance constraints, including state-triggered chance constraints. The proposed planner designs a history of safe control policies by solving (sequential) convex programming, minimizing 99% quantile of control cost while ensuring the vehicle safety under uncertainties. The formulation is validated via safe autonomous rendezvous in proximity operations and safe cislunar NRHO station-keeping planning.

ACKNOWLEDGMENTS

The implementation of NRHO OpNav in Section V-B is based on the initial development by Daniel Qi in [32].

APPENDIX

A. Safe constrained rendezvous parameters

We consider $r_0 = 7228$ km for the chief's orbit radius (~ 850 km altitude). The time is discretized with interval $\Delta t = 30$ sec with $N = 14$.

We model the observation process as $\mathbf{f}_{\text{obs}}(\mathbf{x}_k) = \mathbf{x}_k$ and $G_{\text{obs}} = \text{blkdiag}(\sigma_{\text{obs},r} I_3, \sigma_{\text{obs},v} I_3)$, although the formulation can model more realistic measurements too (e.g., range, angle bearing). See Tables I and II for specific values.

TABLE I

CWH RENDEZVOUS SCENARIO UNCERTAINTY PARAMETERS

| Quantity | Symbol | Value | Unit |
|--------------------------------|-------------------------|-------|---------------------|
| measurement error (pos.) | $\sigma_{\text{obs},r}$ | 1.0 | m |
| measurement error (vel.) | $\sigma_{\text{obs},v}$ | 0.01 | m/s |
| initial dispersion (pos.) | σ_r | 100 | m |
| initial dispersion (vel.) | σ_v | 1.0 | m/s |
| stochastic acceleration | σ_a | 1.0 | mm/s ^{3/2} |
| execution error (fixed mag.) | σ_1 | 1.0 | % |
| execution error (prop. mag.) | σ_2 | 1.0 | % |
| execution error (fixed point.) | σ_3 | 1.0 | cm/s |
| execution error (prop. point.) | σ_4 | 1.0 | deg |

TABLE II

CWH RENDEZVOUS SCENARIO CONSTRAINT PARAMETERS

| Quantity | Symbol | Value | Unit |
|--------------------------|-----------------------|---------------------------|-------|
| mean pos. at t_0 | $\bar{\mathbf{r}}_0$ | $[-3.0, 0.126, 0]^\top$ | km |
| mean vel. at t_0 | $\bar{\mathbf{v}}_0$ | $\mathbf{0}_{3 \times 1}$ | km/s |
| mean pos. at t_f | $\bar{\mathbf{r}}_f$ | $[0.0, 0.05, 0]^\top$ | km |
| mean vel. at t_f | $\bar{\mathbf{v}}_f$ | $\mathbf{0}_{3 \times 1}$ | km/s |
| pos. std. dev. at t_f | σ_{r_f} | 10.0 | m |
| vel. std. dev. at t_f | σ_{v_f} | 0.1 | m/s |
| max ΔV magnitude | u_{max} | 10.0 | m/s |
| max attitude rate | ω_{max} | 1.0 | deg/s |
| approach cone angle | θ_{max} | 30.0 | deg |
| trigger critical radius | r_{trigger} | 0.5 | km |
| rick bound (state) | ϵ_x | 10^{-3} | - |
| rick bound (control) | ϵ_u | 10^{-3} | - |

Parameters that define other uncertainties are as follows. Initial state dispersion: $\hat{P}_0^- = \text{blkdiag}(\sigma_r^2 I_3, \sigma_v^2 I_3)$. Initial estimate error: $\tilde{P}_0^- = \text{blkdiag}(\sigma_{\text{obs},r}^2 I_3, \sigma_{\text{obs},v}^2 I_3)$. Stochastic acceleration: $G = [0_{3 \times 3}, \sigma_a I_3]^\top$. The initial mean state and the target distribution are defined as: $\bar{\mathbf{x}}_0 = [\bar{\mathbf{r}}_0^\top, \bar{\mathbf{v}}_0^\top]^\top$, $\bar{\mathbf{x}}_f = [\bar{\mathbf{r}}_f^\top, \bar{\mathbf{v}}_f^\top]^\top$, and $P_f = \text{blkdiag}(\sigma_{r_f}^2 I_3, \sigma_{v_f}^2 I_3)$.

Parameters that define constraints are as follows. Maximum control rate: $\Delta u_{\text{max}} = u_{\text{max}} \omega_{\text{max}} \Delta t$. Approach cone parameters: $A_{\text{cone}} = \begin{bmatrix} 1 & 0 & 0 \\ 0 & 0 & 1 \end{bmatrix}$ and $\mathbf{b}_{\text{cone}} = [0, \tan \theta_{\text{max}}, 0]^\top$, allowing the spacecraft to approach the chief from $+y$ direction with the cone angle $2\theta_{\text{max}}$.

B. Safe NRHO station-keeping planning parameters

The observation process is modeled via Moon horizon-based oOpNav and uses the same parameters and filtering architecture as described in [32]. The parameters used for uncertainty modeling and constraints are listed in Tables III and IV. The NRHO initial condition is included in Table IV, where the state vector is in the non-dimensional unit, with the characteristic length and time in the Earth-Moon CR3BP being roughly $l_* = 3.84748 \times 10^5$ km and $t_* = 3.75700 \times 10^5$ sec. Note that the initial conditions must be obtained through a differential correction process [33] to design a tight multi-revolution NRHO for the use as a reference trajectory.

REFERENCES

[1] J. A. Starek, B. Açıkmeşe, I. A. Nesnas, and M. Pavone, "Spacecraft Autonomy Challenges for Next-Generation Space Missions," in *Advances in Control System Technology for Aerospace Applications* (E. Feron, ed.), Lecture Notes in Control and Information Sciences, pp. 1–48, Berlin, Heidelberg: Springer, 2016.

TABLE III

NRHO STATION-KEEPING SCENARIO UNCERTAINTY PARAMETERS

| Quantity | Symbol | Value | Unit |
|--------------------------------|------------|-----------|---------------------|
| initial dispersion (pos.) | σ_r | 100 | km |
| initial dispersion (vel.) | σ_v | 1.0 | m/s |
| stochastic acceleration | σ_a | 10^{-4} | mm/s ^{3/2} |
| execution error (fixed mag.) | σ_1 | 1.0 | cm/s |
| execution error (prop. mag.) | σ_2 | 1.0 | % |
| execution error (fixed point.) | σ_3 | 1.0 | cm/s |
| execution error (prop. point.) | σ_4 | 1.0 | deg |

TABLE IV

NRHO STATION-KEEPING SCENARIO CONSTRAINT PARAMETERS

| Quantity | Symbol | Value | Unit |
|--------------------------|----------------------|-------------------------------|------|
| mean pos. at t_0 | $\bar{\mathbf{r}}_0$ | $[1.0300, 0.0, -0.1871]^\top$ | nd |
| mean vel. at t_0 | $\bar{\mathbf{v}}_0$ | $[0.0, -0.1200, 0.0]^\top$ | nd |
| mean pos. at t_f | $\bar{\mathbf{r}}_f$ | $[1.0300, 0.0, -0.1871]^\top$ | nd |
| mean vel. at t_f | $\bar{\mathbf{v}}_f$ | $[0.0, -0.1200, 0.0]^\top$ | nd |
| pos. std. dev. at t_f | σ_{r_f} | 100.0 | km |
| vel. std. dev. at t_f | σ_{v_f} | 1.0 | m/s |
| max ΔV magnitude | u_{max} | 5.0 | m/s |
| max state deviation | d_{max} | 1500 | km |
| rick bound (state) | ϵ_x | 10^{-3} | - |
| rick bound (control) | ϵ_u | 10^{-3} | - |

- [2] M. Ono, B. C. Williams, and L. Blackmore, "Probabilistic planning for continuous dynamic systems under bounded risk," *Journal of Artificial Intelligence Research*, vol. 46, pp. 511–577, 2013.
- [3] K. Okamoto, M. Goldshtein, and P. Tsiotras, "Optimal Covariance Control for Stochastic Systems Under Chance Constraints," *IEEE Control Systems Letters*, vol. 2, pp. 266–271, Apr. 2018.
- [4] J. Ridderhof, K. Okamoto, and P. Tsiotras, "Chance Constrained Covariance Control for Linear Stochastic Systems With Output Feedback," in *2020 59th IEEE Conference on Decision and Control (CDC)*, vol. 2020-Decem, pp. 1758–1763, IEEE, Dec. 2020.
- [5] G. Gaias and S. D'Amico, "Impulsive Maneuvers for Formation Reconfiguration Using Relative Orbital Elements," *Journal of Guidance, Control, and Dynamics*, vol. 38, no. 6, pp. 1036–1049, 2015.
- [6] B. Açıkmeşe and S. R. Ploen, "Convex Programming Approach to Powered Descent Guidance for Mars Landing," *Journal of Guidance Control and Dynamics*, vol. 30, no. 5, pp. 1353–1366, 2007.
- [7] P. Lu and X. Liu, "Autonomous Trajectory Planning for Rendezvous and Proximity Operations by Conic Optimization," *Journal of Guidance, Control, and Dynamics*, vol. 36, pp. 375–389, Mar. 2013.
- [8] T. Ito and S. Sakai, "Throttled explicit guidance for pinpoint landing under bounded thrust acceleration," *Acta Astronautica*, vol. 176, pp. 438–454, Nov. 2020.
- [9] P. Lu, "Predictor-Corrector Entry Guidance for Low-Lifting Vehicles," *Journal of Guidance, Control, and Dynamics*, vol. 31, no. 4, pp. 1067–1075, 2008.
- [10] R. Furfaro, D. Cersosimo, and D. R. Wibben, "Asteroid precision landing via multiple sliding surfaces guidance techniques," *Journal of Guidance, Control, and Dynamics*, vol. 36, no. 4, pp. 1075–1092, 2013.
- [11] A. Weiss, M. Baldwin, R. S. Erwin, and I. Kolmanovsky, "Model Predictive Control for Spacecraft Rendezvous and Docking: Strategies for Handling Constraints and Case Studies," *IEEE Transactions on Control Systems Technology*, vol. 23, pp. 1638–1647, July 2015.
- [12] S. Di Cairano, H. Park, and I. Kolmanovsky, "Model Predictive Control approach for guidance of spacecraft rendezvous and proximity maneuvering," *International Journal of Robust and Nonlinear Control*, vol. 22, no. 12, pp. 1398–1427, 2012.
- [13] M. V. Kothare, V. Balakrishnan, and M. Morari, "Robust constrained model predictive control using linear matrix inequalities," *Automatica*, vol. 32, no. 10, pp. 1361–1379, 1996.
- [14] Y. Kuwata, A. Richards, and J. How, "Robust receding horizon control using generalized constraint tightening," in *American Control Conference*, (New York, NY), pp. 4482–4487, Institute of Electrical and Electronics Engineers (IEEE), July 2007.

- [15] C. Buckner and R. Lampariello, "Tube-Based Model Predictive Control for the Approach Maneuver of a Spacecraft to a Free-Tumbling Target Satellite," in *2018 Annual American Control Conference (ACC)*, pp. 5690–5697, June 2018.
- [16] C. E. Oestreich, R. Linares, and R. Gondhalekar, "Tube-Based Model Predictive Control with Uncertainty Identification for Autonomous Spacecraft Maneuvers," *Journal of Guidance, Control, and Dynamics*, vol. 46, no. 1, pp. 6–20, 2023.
- [17] R. H. Battin, *An Introduction to the Mathematics and Methods of Astrodynamics, Revised Edition*. 1999.
- [18] K. T. Alfriend, S. R. Vadali, P. Gurfil, J. P. How, and L. S. Breger, *Spacecraft Formation Flying: Dynamics, Control and Navigation*. 2010.
- [19] V. Szebehely, *Theory of Orbit: The Restricted Problem of Three Bodies*. Academic Press Inc., 1967.
- [20] C. R. Gates, "A simplified model of midcourse maneuver execution errors," tech. rep., Jet Propulsion Laboratory, California Institute of Technology (Report No. 32-504), Pasadena, CA, Oct. 1963.
- [21] K. Oguri and J. W. McMahon, "Robust Spacecraft Guidance Around Small Bodies Under Uncertainty: Stochastic Optimal Control Approach," *Journal of Guidance, Control, and Dynamics*, vol. 44, pp. 1295–1313, July 2021.
- [22] N. Kumagai and K. Oguri, "Robust NRHO Station-keeping Planning with Maneuver Location Optimization under Operational Uncertainties," in *AAS/AIAA Astrodynamics Specialist Conference*, (Big Sky, MT), 2023.
- [23] K. Oguri, M. Ono, and J. W. McMahon, "Convex Optimization over Sequential Linear Feedback Policies with Continuous-time Chance Constraints," in *IEEE 58th Conference on Decision and Control (CDC)*, pp. 6325–6331, Dec. 2019.
- [24] M. Szmuk, T. P. Reynolds, and B. Açıkmese, "Successive Convexification for Real-Time Six-Degree-of-Freedom Powered Descent Guidance with State-Triggered Constraints," *Journal of Guidance, Control, and Dynamics*, vol. 43, pp. 1399–1413, Aug. 2020.
- [25] D. Aleti, K. Oguri, and N. Kumagai, "Chance-Constrained Output-Feedback Control without History Feedback: Application to NRHO Stationkeeping," in *AAS/AIAA Astrodynamics Specialist Conference*, (Big Sky, MT), 2023.
- [26] A. Nemirovski and A. Shapiro, "Convex Approximations of Chance Constrained Programs," *SIAM Journal on Optimization*, vol. 17, no. 4, pp. 969–996, 2006.
- [27] K. Oguri and G. Lantoine, "Stochastic Sequential Convex Programming for Robust Low-thrust Trajectory Design under Uncertainty," in *AAS/AIAA Astrodynamics Specialist Conference*, 2022.
- [28] J. Ridderhof, J. Pilipovsky, and P. Tsiotras, "Chance-constrained Covariance Control for Low-Thrust Minimum-Fuel Trajectory Optimization," in *AAS/AIAA Astrodynamics Specialist Conference*, (South Lake Tahoe, CA (Virtual)), AAS, Aug. 2020.
- [29] Y. Mao, M. Szmuk, and B. Acikmese, "Successive convexification of non-convex optimal control problems and its convergence properties," in *IEEE 55th Conference on Decision and Control (CDC)*, pp. 3636–3641, IEEE, Dec. 2016.
- [30] K. Oguri, "Successive Convexification with Feasibility Guarantee via Augmented Lagrangian for Non-Convex Optimal Control Problems," in *2023 62nd IEEE Conference on Decision and Control (CDC)*, (Singapore, Singapore), pp. 3296–3302, IEEE, Dec. 2023.
- [31] J. A. Christian and S. B. Robinson, "Noniterative Horizon-Based Optical Navigation by Cholesky Factorization," *Journal of Guidance, Control, and Dynamics*, vol. 39, pp. 2757–2765, Dec. 2016.
- [32] D. C. Qi and K. Oguri, "Analysis of Autonomous Orbit Determination in Various Near-Moon Periodic Orbits," *The Journal of the Astronautical Sciences*, 2023.
- [33] T. A. Pavlak, *Trajectory Design and Orbit Maintenance Strategies in Multi-Body Dynamical Regimes*. PhD thesis, Purdue University, 2013.