

Optimization of 3-D flight trajectory of variable trim kites for airborne wind energy production

Rafal Noga¹, Xaver Paulig¹, Lukas Schmidt¹, Benjamin Karg^{*1}, Manfred Quack¹ and Mahmoud Soliman¹

I. SKYSAILS POWER PN-14

SkySails Power GmbH is the leading manufacturer of light and efficient power kites that harness the wind's untapped supplies at high altitudes, aiming at profoundly altering wind energy's impact in achieving the global energy transition [1].

SkySails Power has developed a revolutionary onshore Airborne Wind Energy System, the PN-14, that is compact, light, and easy to manufacture, transport and operate. Subject to the site specific configuration, the PN-14 design enables rated power output up to 200 kW, using relatively large kites having area of 90-180 m².

PN-14's main components are the ground station, built around a 30 ft container and housing a winch/generator, the 14 mm diameter tether connecting it to the steering pod that in turn is connected to the kite through a bridle of lines, see Fig. 1. The principle of operation is simple: the tether is reeled out from the ground station under strong pulling force, thus generating significant amount of work $W_{reel\ out}$. After reaching the maximal length, it is reeled back in at lower force levels and thus at lower work expense $W_{reel\ in}$. Thus the mean net system power output $P_{output,mean} = (W_{reel\ out} - W_{reel\ in}) / T_{cycle}$, with the duration of the power generation cycle T_{cycle} .

The aerodynamic force on a tethered kite may be huge as it may fly few times faster than wind speed [2]. The exact value of the force depends on a number of parameters like wing aerodynamic coefficients, wind speed, kite position with respect to the wind direction and the rate of change of the tether length. That is why in order to maximize mean cycle power, the kite flies a sophisticated trajectory across the sky, passing through extreme values of the parameters.

In order to further increase the power output, novel, variable trim kites have been developed for the PN-14. Varying the trim, corresponding to the angle of attack of the kite airfoil, allows to significantly modulate the aerodynamic coefficients of the kite, enabling operation within a larger range of forces pulling on the tether and thus resulting in significantly improved overall efficiency of the system [3].

However, the operation of variable trim kites differs significantly from that of previous constant trim kite generations. It is also more complex and thus its mastering is one of the keys to a successful operation of the novel system [4].




Fig. 1. Skysails PN-14

II. OPTIMIZATION OF THE KITE TRAJECTORIES

Due to the very nature of the power generation cycle, tethered kites are operated in a wide range of frequently changing conditions and configurations that strongly alter their behavior, as described in the previous section. Moreover, in order to maximize the Levelized Cost of Electricity, the system has to operate in a wide range of wind speeds and wind turbulence levels. The main goal of the system operation is to maximize the electrical energy production in the whole range of the operating conditions, while satisfying a large number of operational constraints. Some of the constraints are geometrical, related to shape of authorized airspace or presence of obstacles, some represent performance limitations of various feedback loops, other correspond to operational, aerodynamic, mechanical and electrical limits of various system components. Manipulated variables are the tether length, kite canopy direction and its trim. Measured variables are physical quantities related to kite position relative to the ground station and to the power generation process. Ever changing wind speed spatial distribution represents a strong unmeasured disturbance to the kite traversing large volumes of space and it has to be estimated. Thus optimizing the system performance in the whole range of operational conditions is a non-trivial task.

Numerical optimization has been applied in the past to study the complex problem of optimization of system operation of tethered kites operated in a power generating cycle at SkySails and elsewhere [5] [6] [7]. However, kites considered in that work had constant aerodynamic coefficients.

Building on that work, we have developed a numerical op-

*corresponding author, benjamin.karg@skysails.de

¹SkySails Power GmbH, Wendenstrasse 375, 20537 Hamburg, Germany
A pilot system of the SKS PN-14 is part of the "SkyPower100" project funded by the German Federal Ministry of Economics and Energy.

timization of the operation of the PN-14 using variable trim kites, taking advantage of variable aerodynamic coefficients.

The optimization problem is formulated as a classic optimal control problem with an economic objective. We addressed all relevant constraints including the non-linear system dynamics. Most of the constraints were implemented directly, some were approximated in a form more suitable for optimization and relaxation techniques were applied where needed. Moreover, there was no need to add any significant artificial constraints to improve the performance of the numerical solution process.

The optimization problem has been implemented in Python using CasADi for modeling using symbolic mathematics, algorithmic differentiation and interfacing to the non-linear programming solver IPOPT [8]. IPOPT implements the interior point method [9]. An important aspect of the implementation is a simple software architecture with clean interfaces between software components, making it accessible to non-expert users, e.g. system engineers.

The iterative solver is initialized using a realistic, synthetic, wind speed dependent solution guess.

In order to cope with the non-convex nature of the non-linear optimization problem having a rather large number of complex non-convex constraints, globalization techniques have been used to reduce the probability of returning a local optimum significantly worse than the global one.

III. NUMERICAL RESULTS AND DISCUSSION

The optimization process is fast and delivers high quality, robust results covering full range of operating conditions, even though the form of the trajectories at low wind speeds, see Fig. 2, differs significantly from that at high wind speeds, see Fig. 3. At low wind speed, the tether reel-out speed is relatively small. Thus the duration of the reel-out phase is high resulting in large number of the well known "figures of eights" flown in this phase, marked using green dots in the figure. At high wind speeds however, some important constraints limit the lowest kite position and the tether is reeled out much faster thus significantly less time and space is available for the power generation. As a result, the corresponding optimal trajectory looks differently. Nevertheless, it results in significantly higher mean cycle power than that at the low wind speed. Importantly, both trajectories are characterized by short reel-in phase, marked using red dots in the figure, being a significant feature of high efficiency power cycles realized using variable trim kites.

The results of the numerical optimization had a large impact on the R&D of the PN-14. On the supervisory control level, the optimal trajectories have been extensively used to provide very accurate time-varying set points for various feedback control loops of the system. On the system engineering level, due to the accessibility of the code, its robustness and small computational time of the optimization process, it has been widely used for future system performance projections and various detailed parametric and sensitivity analyses supporting component choice and sizing.

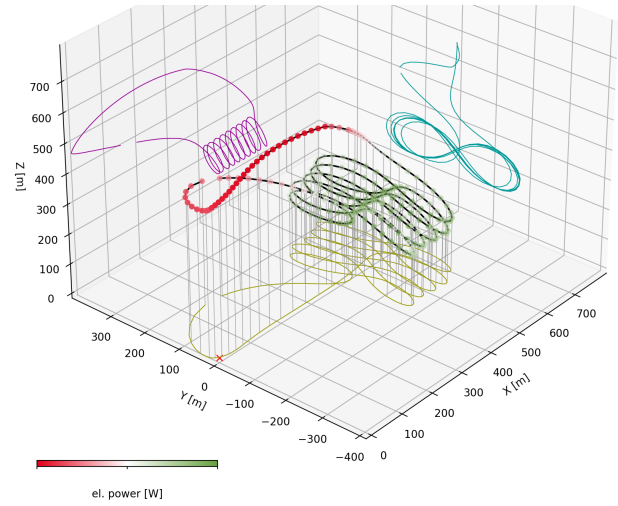


Fig. 2. Optimized flight trajectory at low wind speed

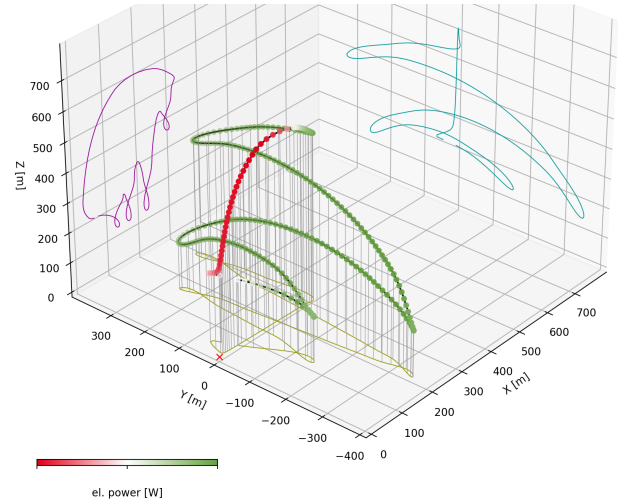


Fig. 3. Optimized flight trajectory at high wind speed

REFERENCES

- [1] <https://skysails-power.com/>
- [2] Lloyd, Miles L. "Crosswind Kite Power". *Energy*. 4 (3), 1980
- [3] Fimpel, G., Thedens, P. and Bungart, M., "Reconciling Roll Steering with Vast Depowering Capacity", WESC Conference, May 23-26, 2023
- [4] Soliman M., Quack M., Noga R. and Bartsch T., "Adaptations to Target Point Control based Flight Guidance for Variable Trim Kites on SkySails AWE System", accepted for presentation for the AWEC Conference, 2024
- [5] Erhard M., Horn G. and Diehl M., "A quaternion-based model for optimal control of an airborne wind energy system," in *Journal of Applied Mathematics and Mechanics*, 2016.
- [6] Lago Garcia J., "Periodic Optimal Control and Model Predictive Control of a Tethered Kite for Airborne Wind Energy", MSc Thesis, Freiburg University, 2016
- [7] Berra A. and Fagiano L., "An optimal reeling control strategy for pumping airborne wind energy systems without wind speed feedback," 2021 European Control Conference (ECC), Delft, Netherlands, 2021, pp. 1199-1204, doi: 10.23919/ECC54610.2021.9655018.
- [8] Andersson J., Gillis J., Horn G, Rawlings J.B. and Diehl M., "CasADi - A software framework for nonlinear optimization and optimal control", in *Journal of Mathematical Programming Computation*, 2019
- [9] <https://coin-or.github.io/Ipopt/>