

# Heat-charge separation in a hybrid superconducting quantum Hall setup

Carlo Panu,<sup>1,2</sup> Fabio Taddei,<sup>3</sup> Marco Polini,<sup>1,4</sup> and Amir Yacoby<sup>5</sup>

<sup>1</sup>*Dipartimento di Fisica dell'Università di Pisa, Largo Bruno Pontecorvo 3, I-56127 Pisa, Italy*

<sup>2</sup>*Institute of Condensed Matter Theory and Solid State Optics,*

*Friedrich-Schiller-Universität Jena, Max-Wien-Platz 1, 07743 Jena, Germany*

<sup>3</sup>*NEST, Istituto Nanoscienze-CNR and Scuola Normale Superiore, I-56126 Pisa, Italy*

<sup>4</sup>*ICFO-Institut de Ciències Fotòniques, The Barcelona Institute of Science and Technology, Av. Carl Friedrich Gauss 3, 08860 Castelldefels (Barcelona), Spain*

<sup>5</sup>*Department of Physics, Harvard University, Cambridge, Massachusetts 02138, USA*

Separating heat from charge in a material is an extremely challenging task since they are transported by the very same carriers, i.e. electrons or holes. In this Letter we show that such separation can reach 100% efficiency in a hybrid superconducting quantum Hall setup, provided that the quantum Hall system is tuned to integer filling factor. We present microscopic calculations for a three-terminal setup to illustrate our idea.

**Introduction.**—Hybrid systems combining the quantum Hall (QH) effect and superconductivity (S) have been the subject of investigation since the turn of the new century [1–7]. In the absence of a magnetic field, the microscopic mechanism responsible for charge transport at a normal/superconductor interface is the *Andreev reflection*, which accounts for the transfer of a Cooper pair into the superconductor (S) [8]. Early experimental [2, 3] and theoretical [4–7] research on hybrid QH/S interfaces therefore focused on understanding the peculiarities of charge transport across this interface, possibly stemming from the chiral edge states [9] flowing at the boundaries of a QH fluid.

More recently, the experimental realization of QH/S hybrid systems has been reported by several groups [10–32]. The vast majority of experimental realizations is based on graphene QH systems [10–26]. Indeed, graphene encapsulated in hexagonal boron nitride allows the fabrication of high-quality contacts [33] with high critical field superconductors such as MoRe, NbN, MoGe, NbSe<sub>2</sub>. More recently, these systems have attracted a vast interest since they have been identified as a possible condensed-matter platform [34, 35] for the realization of novel non-Abelian excitations and the implementation of a topological quantum computer [36, 37].

In this Letter we exploit a QH/S hybrid system, with the QH fluid at filling factor  $\nu = 1$ , to realize the spatial separation of charge and heat [38]. More precisely, and with reference to the setup in Fig. 1, we find conditions such that the charge and heat currents which are incident from lead 1 in response to a bias voltage applied to it, are separated into the superconducting electrode and electrode 2, respectively. In electronic systems, charge and heat transport are tightly connected being transported by the same carriers (the electrons) which is manifested by the Wiedemann-Franz law [39]. The separation of heat and charge in our setup, in clear violation of the Wiedemann-Franz law, can have practical applications in heat management [40–43] at the mesoscale. For example, in devices for topological quantum computation one

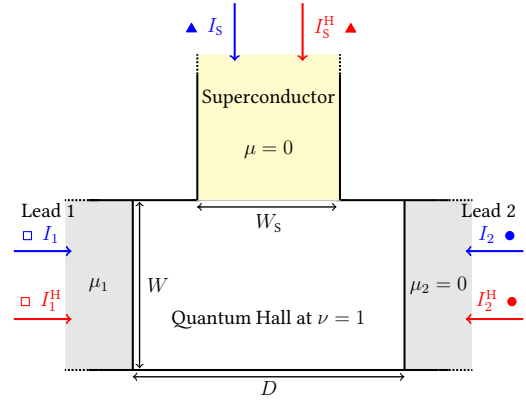


FIG. 1. (Color online) A three-terminal device where a 2DES in the quantum Hall regime (at filling factor  $\nu = 1$ ) is proximitized by an *s*-wave superconductor. A bias voltage  $V$  is applied between leads 1 and 2, with chemical potentials  $\mu_1 = eV$  and  $\mu_2 = 0$ , while the superconducting (S) lead is grounded ( $\mu = 0$ ). All leads are assumed to be at the same equilibrium temperature  $T$ . A quantizing magnetic field  $B \neq 0$  is present in the white region (with filling factor  $\nu = 1$ , spin polarized), while in the superconducting lead (colored in yellow) the field is set to zero. Charge ( $I_{1,2,S}$ ) and heat ( $J_{1,2,S}^H$ ) currents are calculated as entering the central region. Charge currents will be denoted by blue symbols throughout this Letter: empty squares for lead 1, filled circles for lead 2, and filled triangles for the superconducting lead. Heat currents will instead be denoted by red symbols (as in the case of charge currents, empty squares for lead 1, filled circles for lead 2, and filled triangles for the superconducting lead).

can divert heat towards areas of the device where it is less harmful or where it can be used as a resource (e.g. for heat-to-work conversion or absorption refrigeration [40]).

The actual setup we consider (Fig. 1) is an inverse-T shaped two-dimensional electron system (2DES) subject to a quantizing uniform and perpendicular magnetic field  $B$ . The horizontal section of the device has a width  $W$ , while the vertical section has a width  $W_S$ . Two electrodes (labelled 1 and 2, in grey) are attached to the sides

and a superconductor (in yellow) is deposited on the top section of the 2DES, so that the latter acquires “superconducting properties”, i.e. a finite order parameter  $\Delta$  through the proximity effect. In addition to  $W$  and  $W_S$ , our device is characterized by a third length scale associated with  $\Delta$ , i.e. the superconducting coherence length  $\xi = \hbar v_F / (\pi \Delta)$ , where  $v_F$  is the 2D, bulk Fermi velocity. We assume that the magnetic field is completely expelled from the proximitized region due to the Meissner effect [44]. A bias voltage  $V$  is applied between leads 1 and 2, with chemical potentials  $\mu_1 = eV$  and  $\mu_2 = 0$ , while the superconducting lead is grounded (the superconducting condensate chemical potential  $\mu = 0$ ).

*Theory of heat-charge separation in a hybrid QH/S system.*—Many authors have addressed theoretically transport in hybrid QH/S systems [45–68]. Here, we assume coherent transport and calculate charge and heat currents flowing in the electrodes within the Landauer-Büttiker scattering approach [69]. Because of the chiral nature of edge states, they can be expressed only through two sets of transmission coefficients: a) the *normal* transmission coefficients  $\mathcal{T}_{\alpha,\alpha}(E)$  and  $\mathcal{T}'_{\alpha,\alpha}(E)$  with  $\mathcal{T}_{\alpha,\alpha}(E)$  [ $\mathcal{T}'_{\alpha,\alpha}(E)$ ] being the probability for an  $\alpha$ -type particle ( $\alpha = +$  for electrons and  $\alpha = -$  for holes) at energy  $E$  to be transferred from lead 1 to 2 [from lead 2 to 1]; b) the *Andreev* transmission coefficients  $\mathcal{T}_{\alpha,\beta}(E)$  and  $\mathcal{T}'_{\alpha,\beta}(E)$ , with  $\alpha \neq \beta$ , where  $\mathcal{T}_{\alpha,\beta}(E)$  [ $\mathcal{T}'_{\alpha,\beta}(E)$ ] representing the probability for a particle of type  $\beta$  at energy  $E$  which starts from lead 1 [2] to be converted into a particle of type  $\alpha \neq \beta$  when reaching lead 2 [1]. We recall that Andreev scattering processes are the ones responsible for the charge transfer at a normal/S interface [8, 70].

The charge currents in the normal leads can be written as

$$I_1 = \frac{e}{h} \int_0^\infty dE \left\{ \sum_{\alpha,\beta} (\alpha) \mathcal{T}'_{\alpha,\beta}(E) [f_1^\alpha(E) - f_2^\beta(E)] \right\}, \quad (1)$$

and

$$I_2 = \frac{e}{h} \int_0^\infty dE \left\{ \sum_{\alpha,\beta} (\alpha) \mathcal{T}_{\alpha,\beta}(E) [f_2^\alpha(E) - f_1^\beta(E)] \right\}. \quad (2)$$

Here,

$$f_i^\pm(E) = \frac{1}{\exp\{[E \mp (\mu_i - \mu)]/k_B T\} + 1} \quad (3)$$

is the Fermi-Dirac distribution function for electrons/holes at energy  $E$  in lead  $i = 1, 2$ , evaluated at the equilibrium temperature  $T$ . Notice that in writing Eqs. (1)-(2) we have used the fact that the reflection probabilities at the two leads vanish, because of the chiral character of quantum Hall edge states. Under the same assumption, the heat currents can be calculated from the relation [40]:

$$I_i^H = I_i^E - \frac{\mu_i}{e} I_i, \quad (4)$$

where  $I_i^E$  is the energy current in the  $i$ -th lead:

$$I_1^E = \frac{1}{h} \int_0^\infty dE E \left\{ \sum_{\alpha,\beta} \mathcal{T}'_{\alpha,\beta}(E) [f_1^\alpha(E) - f_2^\beta(E)] \right\}, \quad (5)$$

and

$$I_2^E = \frac{1}{h} \int_0^\infty dE E \left\{ \sum_{\alpha,\beta} \mathcal{T}_{\alpha,\beta}(E) [f_2^\alpha(E) - f_1^\beta(E)] \right\}. \quad (6)$$

Two comments are now in order: a) The second term in Eq. (4), which is proportional to the chemical potential  $\mu_i$  in the  $i$ -th lead, stems from the fact that an electron with energy  $E$  leaving the  $i$ -th reservoir carries away an amount of heat  $\Delta Q_i = E - \mu_i$ . The formula (4) for the heat current is therefore the same as that for energy current, see Eqs. (5) and (6), but with  $E - \mu_i$  replacing  $E$ ; ii) It should be noted here that one needs  $W_S \gtrsim \xi$  in order for the Andreev transmission coefficients to be finite. In fact, the superconducting coherence length  $\xi$  represents the minimum length necessary for superconducting correlations to develop.

The system is characterized by five energy scales: the cyclotron gap  $\hbar\omega_c$ , the thermal energy  $k_B T$ , the Zeeman splitting  $g\mu_B B$ , the superconducting gap  $\Delta$ , and the bias voltage  $eV$ . Here,  $g$  is the Landé factor,  $\mu_B$  the Bohr magneton, and  $B$  the intensity of the applied perpendicular magnetic field.

Given a certain electron density in the 2DES, we set a value of the magnetic field  $B$  in order for transport to be mediated by a single, spin-polarized, edge state. This occurs when the 2DES is tuned at filling factor  $\nu = 1$ , i.e. when the chemical potential of the 2DES sits between the first and the second Landau level. Moreover, we choose the following working conditions:

- i) the chemical potential of the leads are  $\mu_1 = eV < \Delta$  and  $\mu_2 = \mu = 0$ , while temperature is such that  $k_B T \ll \Delta$ , i.e. we are in the sub-gap transport regime;
- ii)  $eV < g\mu_B B$ , i.e. the chemical potential difference between leads 1 and 2 is smaller than the Zeeman splitting energy;
- iii)  $k_B T \ll g\mu_B B$ , i.e. the thermal energy is smaller than the Zeeman splitting energy.

Notice that conditions i) to iii) ensure that a single spin-polarized edge channel is available for transport. Because of that, no Andreev processes can occur since a Cooper pair in an  $s$ -wave superconductor is made of electrons of *both* spin species. Andreev-mediated transport at  $\nu = 1$ , however, has been observed in recent experiments [15, 26], where NbN was employed as a superconductor, and attributed to spin-flipping scattering mechanisms. Indeed, in Ref. 71 it was shown that such processes can take place in NbN because of the presence of strong spin-orbit coupling.

In order to maximally simplify the next formulas, we define the Andreev transmission coefficients  $\mathcal{T}_A(E) \equiv \mathcal{T}_{-,+}(E)$  and  $\mathcal{T}'_A(E) \equiv \mathcal{T}'_{-,+}(E)$  and the normal transmission coefficients  $\mathcal{T}_N(E) \equiv \mathcal{T}_{+,+}(E)$  and  $\mathcal{T}'_N(E) \equiv \mathcal{T}'_{+,+}(E)$ . Due to the chiral nature of edge states, in the energy range where  $f_i^\pm(E)$  are finite one expects  $\mathcal{T}'_N(E) = 1$  and  $\mathcal{T}'_A(E) = 0$ , because electrons that start from lead 2 can only propagate (as electrons) on the lower edge, where there is no superconducting proximity effect, with no possibility of Andreev scattering—see Fig. 1. Therefore, in the zero-temperature limit, and under the above operating conditions, the expressions for the charge and heat currents greatly simplify, reducing to:

$$I_1 = \frac{e^2}{h} V, \quad (7)$$

$$I_2 = \frac{e}{h} \int_0^{eV} dE [\mathcal{T}_A(E) - \mathcal{T}_N(E)], \quad (8)$$

$$I_1^H = -\frac{(eV)^2}{2h}, \quad (9)$$

and

$$I_2^H = -\frac{1}{h} \int_0^{eV} dE E [\mathcal{T}_N(E) + \mathcal{T}_A(E)]. \quad (10)$$

Heat and charge currents flowing in the superconducting lead can be determined from the conservation of particle and energy currents, namely

$$I_1 + I_2 + I_S = 0, \quad (11)$$

and

$$I_1^E + I_2^E + I_S^E = 0. \quad (12)$$

(Notice that currents entering in the central region, i.e. in the white area in Fig. 1, are defined to be positive.) Using Eqs. (4) and (12) we get

$$I_S^H = -I_1^H - I_2^H - V I_1. \quad (13)$$

We now hypothesize that a region of parameter space exists where normal and Andreev transmissions balance, in the relevant range of energies, i.e. that a region of parameters exists such that  $\mathcal{T}_A(E) = \mathcal{T}_N(E) = 1/2$  in the energy range  $E \in [0, eV]$ . Replacing this equality in Eq. (8) one finds  $I_2 = 0$ . In the same limit, combining Eq. (10) with Eqs. (7), (9), and (13), we get  $I_S^H = 0$ . This means that in lead 2 the only non-zero current is the heat current, while in the superconducting lead the only non-zero current is the charge current. This realizes the *separation of heat and charge* [38]. Indeed, the charge and heat currents flowing in lead 1 (both finite)

are spatially separated in the sense that heat current is diverted into lead 2 while charge current is diverted into the S lead. This is the most important prediction of this Letter and it applies to hybrid QH/S devices, *independently* of the microscopic band structure of the 2DES. The only requirements are that the 2DES is in the QH regime at  $\nu = 1$  and that the operating conditions i)-iii) above are satisfied. For completeness, one also finds  $I_2^H = I_1^H = -(eV)^2/(2h)$ , while  $I_S \simeq -e^2V/h$ . We notice that the relation  $I_S^H = 0$  is not surprising since superconductors are poor heat conductors for temperatures below the gap. In superconducting junctions, heat flow is intrinsically suppressed for low enough voltages and temperatures.

One may argue that achieving perfect balance between normal and Andreev transmission in the whole range of energies  $E \in [0, eV]$  is implausible as it would require tremendous fine tuning. According to Ref. 46, however,  $\mathcal{T}_A(E) = \mathcal{T}_N(E) = 1/2$  actually occurs in the case of two counter-propagating  $\nu = 1$  QH edge states, provided that they are coupled through a narrow “dirty” superconducting electrode in which *spin flipping* is allowed. More precisely, in this configuration, the amplitudes of crossed Andreev reflection and elastic cotunnelling processes through the narrow superconductor are random and are statistically balanced. In what follows, we prove with a numerical calculation that the relation  $\mathcal{T}_A(E) = \mathcal{T}_N(E) = 1/2$  for  $E \in [0, eV]$  also holds for our setup.

*Numerical example.*—In order to calculate numerically the transmission probabilities  $\mathcal{T}_A$  and  $\mathcal{T}_N$  as functions of energy, we model the hybrid system in Fig. 1 with a discretized Bogoliubov-De Gennes Hamiltonian [72], assuming that electrons hop on a square lattice with lattice constant  $a$  and tight-binding hopping energy  $t$ . (This implies that, at low energies, the 2DES has a single parabolic band with an effective mass given by  $m = \hbar^2/(2ta^2)$ .) The uniform perpendicular magnetic field is accounted for through the Peierls substitution [56], while a uniformly distributed spin-mixing disorder (with strength  $w$ ) is included only in the superconducting region. This is accomplished by adding to the total Hamiltonian a term of the form  $\hat{\mathcal{H}}_{SM} = w \sum_i F_i \hat{c}_{i\uparrow}^\dagger \hat{c}_{i\downarrow} + \text{H.c.}$  Here  $\hat{c}_{i\sigma}^\dagger$  is the creation operator for an electron of spin  $\sigma$  on the  $i$ -th site and  $F_i$  are random numbers, uniformly distributed in the range  $[-1, 1]$ . We set  $F_i = 0$  on all sites  $i$  which do not belong to the superconducting region. The transmission probabilities are calculated numerically, using the KWANT [73] toolkit, carrying out averages over a large number of disorder realizations.

Fig. 2 shows the ensemble-averaged Andreev transmission probability  $\langle \mathcal{T}_A \rangle$  as a function of the energy  $E$  in units of the superconducting gap  $\Delta$ , for three different values of the disorder strength  $w$  (the horizontal dashed line indicates the value  $1/2$ ). We have used values of the parameters which satisfy the conditions i) to iii) listed earlier. In agreement with Ref. [46],  $\langle \mathcal{T}_A(E) \rangle$  is practi-

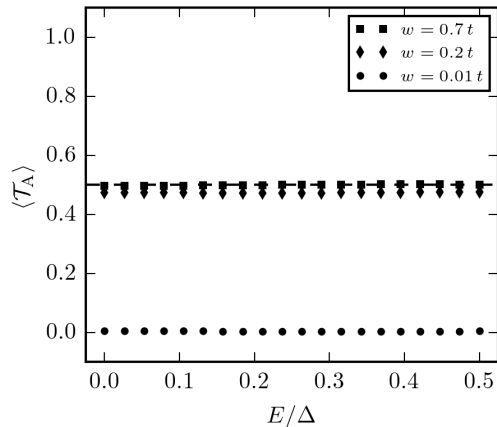


FIG. 2. The ensemble-averaged Andreev transmission  $\langle \mathcal{T}_A \rangle$  between lead 1 and 2, for the conversion of electrons into holes, is plotted as a function of energy  $E$  (measured in units of  $\Delta$ ). Uniformly distributed spin-mixing disorder is present only in the superconducting region. Data in this figure correspond to three values of the disorder strength,  $w = 0.01t$  (circles),  $w = 0.2t$  (diamonds), and  $w = 0.7t$  (squares), and have been obtained by averaging over 2000 disorder configurations. A dashed horizontal line indicates the value  $\langle \mathcal{T}_A \rangle = 1/2$ . Other parameters used in the calculations are:  $\Delta = 1.5$  meV,  $\nu = 1$ ,  $B = 5$  T,  $W = 247$  nm,  $W_S = 330$  nm,  $t = 0.1$  eV,  $m = 0.035 m_e$  (where  $m_e$  is the bare electron mass in vacuum), and Landé factor  $g = 20$ . With these parameters, we obtain  $\hbar\omega_c \simeq 16$  meV,  $g\mu_B B \simeq 6$  meV, and superconducting coherence length  $\xi \simeq 40$  nm.

cally pinned at the value  $\langle \mathcal{T}_A(E) \rangle = 1/2$  in the whole energy range of the plot as long as disorder is strong enough, i.e. for  $w \gtrsim 0.7t$  (squares). In the case of a weaker disorder, i.e. for  $w = 0.2t$  (diamonds), the value of  $\langle \mathcal{T}_A(E) \rangle$  is just slightly below  $1/2$ , while for very weak disorder, i.e. for  $w = 0.01t$  (circles), we get, as expected,  $\langle \mathcal{T}_A(E) \rangle \simeq 0$ .

The resulting charge and heat currents, for the case  $w = 0.2t$ , are plotted in Figs. 3 and 4, respectively, as functions of the voltage  $V$  and for a very low temperature, i.e.  $T = 1.0 \times 10^{-2} \Delta/k_B$ . In perfect agreement with our theoretical analysis above, Fig. 3 shows that the charge current in lead 2 (circles) vanishes in the whole range of explored voltages. The charge current flowing in lead 1 (squares) is entirely collected by the superconducting lead (triangles). It is worth noticing that the currents  $\langle I_1 \rangle$  and  $\langle I_S \rangle$  linearly depend on  $V$ . As far as the heat current is concerned, Fig. 4 shows that this is zero in the superconducting lead (triangles) while it is finite and negative in both leads 1 (squares) and 2 (circles). The negative sign implies that both heat currents flow away from the central region of the device, thus representing Joule heating. Moreover, according to Eqs. (9) and (10), the two heat currents,  $\langle I_1^H \rangle$  and  $\langle I_2^H \rangle$ , are approximately

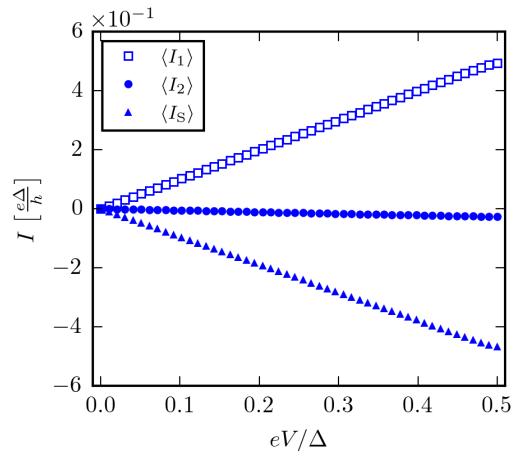


FIG. 3. (Color online) Ensemble-averaged charge currents (in units of  $e\Delta/h$ ) flowing in lead 1 (squares), lead 2 (circles), and in the superconducting lead (triangles) are plotted as functions of voltage  $V$  (in units of  $\Delta/e$ ). Results in this plot refer to a temperature  $T = 0.01 \Delta/k_B$  and  $w = 0.2t$ . Other parameters are identical to those reported in Fig. 2. Note that the charge current  $\langle I_2 \rangle$  in lead 2 is vanishingly small: the current is taken away by the superconductor.

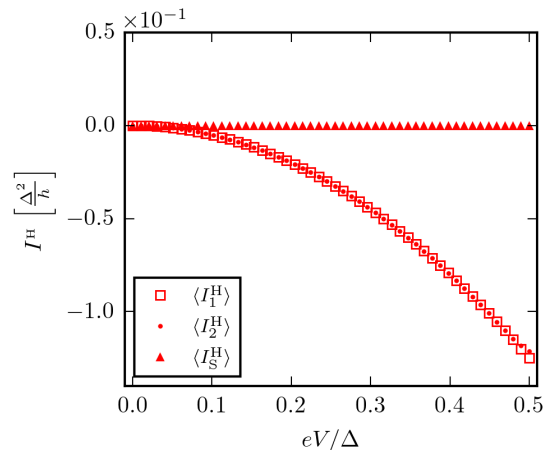


FIG. 4. (Color online) Ensemble-averaged heat currents flowing in lead 1 (squares), lead 2 (circles), and in the superconducting lead (triangles) are plotted as functions of voltage  $V$  (in units of  $\Delta/e$ ). The parameters used for obtaining these results coincide with those reported in the captions of Figs. 2 and 3. Heat currents are finite in leads 1 and 2, but vanish in the superconducting lead.

equal because  $\langle \mathcal{T}_N(E) \rangle \simeq \langle \mathcal{T}_A(E) \rangle \simeq 1/2$ .

*Discussion.*—Results in Figs. 3 and 4 demonstrate that our setup is indeed a three-terminal heat-charge separator. This functionality is a consequence of three crucial ingredients: a) the chiral and spin-polarized nature of  $\nu = 1$  QH edge states, b) the specific working conditions



we have chosen, i.e. the hierarchy i)-iii) between the various relevant energy scales of the problem, and c) spin mixing in the superconducting region. The latter is expected to be a rather general feature of all superconducting materials with strong spin-orbit coupling [15, 26, 71]. Careful readers will have noted that our numerical calculations have been carried out for a 2DES with a single parabolic band. They can of course be extended to the case of a graphene QH/S hybrid device as e.g. in Ref. [56]. The point, however, is that in this case, because of the spin and valley degeneracies in zero magnetic field, a  $\nu = 1$  QH state is realized thanks to many-body effects [74] (i.e. exchange effects stemming from long-range electron-electron interactions). These can be taken into account in our Bogoliubov-de Gennes Landauer-Büttiker approach by treating electron-electron interactions at the level of the Hartree-Fock approximation [75]. While this is certainly interesting, it is well beyond the scope of the present work. The theoretical analysis discussed in the first part of this Letter shows indeed that the phenomenon of heat-charge separation in hybrid QH/S systems is universal, provided that the three above mentioned crucial ingredients are taken into account.

*Acknowledgements.*—This work was supported by the European Union’s Horizon 2020 research and innovation programme under the Marie Skłodowska-Curie grant agreement No. 873028 - Hydrotronics, by the MUR - Italian Minister of University and Research under the “Research projects of relevant national interest - PRIN 2020” - Project No. 2020JLZ52N, title “Light-matter interactions and the collective behavior of quantum 2D materials (q-LIMA)” and Project No. 2022B9P8LN, title “Non-equilibrium coherent thermal effects in quantum systems (NETheQS)”, and by the Royal Society through the International Exchanges Scheme between the UK and Italy (Grant No. IEC R2 192166). C. Panu is supported by the International Research Training Group (IRTG) 2675 “Meta-ACTIVE”, Project No. 437527638. A. Yacoby is supported by the Quantum Science Center (QSC), a National Quantum Information Science Research Center of the U.S. Department of Energy (DOE). A. Yacoby is also partly supported by the Gordon and Betty Moore Foundation through Grant GBMF 9468, and by the U.S. Army Research Office (ARO) MURI project under grant number W911NF-21-2-0147.

---

[1] M. Ma and A. Yu. Zyuzin, Josephson Effect in the Quantum Hall Regime, *Europhys. Lett.* **21** 941 (1993).  
 [2] H. Takayanagi and T. Akazaki, Semiconductor-coupled superconducting junctions using NbN electrodes with high  $H_{c2}$  and  $T_c$ , *Physica B* **249**, 462 (1998).  
 [3] T. D. Moore and D. A. Williams, Andreev reflection at high magnetic fields, *Phys. Rev. B* **59**, 7308 (1999).  
 [4] Y. Takagaki, Transport properties of semiconductor-

superconductor junctions in quantizing magnetic fields, *Phys. Rev. B* **57**, 4009 (1998).  
 [5] H. Hoppe, U. Zülicke, and G. Schön, Andreev reflection in strong magnetic fields, *Phys. Rev. Lett.* **84**, 1804 (2000).  
 [6] Y. Asano, Magnetoconductance oscillations in ballistic semiconductor-superconductor junctions, *Phys. Rev. B* **61**, 1732 (2000).  
 [7] N. M. Chitchev, Conductance of a semiconductor(2DEG)-superconductor junction in high magnetic field, *JETP Lett.* **73**, 94 (2001).  
 [8] M. Tinkham, *Introduction to Superconductivity* (Dover Publications, New York, 1996).  
 [9] A. M. Chang, Chiral Luttinger liquids at the fractional quantum Hall edge, *Rev. Mod. Phys.* **75**, 1449 (2003).  
 [10] F. Amet, C. T. Ke, I. V. Borzenets, Y.-M. Wang, K. Watanabe, T. Taniguchi, R. S. Deacon, M. Yamamoto, Y. Bomze, S. Tarucha, and G. Finkelstein, Supercurrent in the quantum Hall regime, *Science* **352**, 966 (2016).  
 [11] V. E. Calado, S. Goswami, G. Nanda, M. Diez, A. R. Akhmerov, K. Watanabe, T. Taniguchi, T. M. Klapwijk, and L. M. K. Vandersypen, Ballistic Josephson junctions in edge-contacted graphene, *Nat. Nanotech.* **10**, 761 (2015).  
 [12] A. W. Draelos, M. T. Wei, A. Seredinski, C. T. Ke, Y. Mehta, R. Chamberlain, K. Watanabe, T. Taniguchi, M. Yamamoto, S. Tarucha, I. V. Borzenets, F. Amet, and G. Finkelstein, Investigation of supercurrent in the quantum Hall regime in graphene Josephson junctions, *J. Low Temp. Phys.* **191**, 288 (2018).  
 [13] D. I. Indolese, P. Karnatak, A. Kononov, R. Delagrè, R. Haller, L. Wang, P. Makk, K. Watanabe, T. Taniguchi, and C. Schönenberger, Compact SQUID realized in a double-layer graphene heterostructure, *Nano Lett.* **20**, 7129 (2020).  
 [14] K. Komatsu, C. Li, S. Autier-Laurent, H. Bouchiat, and S. Guéron, Superconducting proximity effect in long superconductor/graphene/superconductor junctions: From specular Andreev reflection at zero field to the quantum Hall regime, *Phys. Rev. B* **86**, 115412 (2012).  
 [15] G.-H. Lee, K.-F. Huang, D. K. Efetov, D. S. Wei, S. Hart, T. Taniguchi, K. Watanabe, A. Yacoby, and P. Kim, Inducing superconducting correlation in quantum Hall edge states, *Nat. Phys.* **13**, 693 (2017).  
 [16] G.-H. Park, M. Kim, K. Watanabe, T. Taniguchi, and H.-J. Lee, Propagation of superconducting coherence via chiral quantum-Hall edge channels, *Sci. Rep.* **7**, 10953 (2017).  
 [17] P. Rickhaus, M. Weiss, L. Marot, and C. Schönenberger, Quantum Hall effect in graphene with superconducting electrodes, *Nano Lett.* **12**, 1942 (2012).  
 [18] M. R. Sahu, X. Liu, A. K. Paul, S. Das, P. Raychaudhuri, J. K. Jain, and A. Das, Inter-Landau-level Andreev reflection at the Dirac point in a graphene quantum Hall state coupled to a NbSe<sub>2</sub> superconductor, *Phys. Rev. Lett.* **121**, 086809 (2018).  
 [19] A. Seredinski, A. W. Draelos, E. G. Arnault, M.-T. Wei, H. Li, T. Fleming, K. Watanabe, T. Taniguchi, F. Amet, and G. Finkelstein, Quantum Hall based superconducting interference device, *Sci. Adv.* **5**, eaaw8693 (2019).  
 [20] L. Zhao, E. G. Arnault, A. Bondarev, A. Seredinski, T. Larson, A. W. Draelos, H. Li, K. Watanabe, T. Taniguchi, F. Amet, H. U. Baranger, and G. Finkelstein, Interference of chiral Andreev edge states, *Nat. Phys.* **16**,

- 862 (2020).
- [21] L. Zhao, Z. Iftikhar, T. F. Q. Larson, E. G. Arnault, K. Watanabe, T. Taniguchi, F. Amet, and G. Finkelstein, Loss and Decoherence at the Quantum Hall-Superconductor Interface, *Phys. Rev. Lett.* **131**, 176604 (2023).
- [22] H. Vignaud, D. Perconte, W. Yang, B. Kousar, E. Wagner, F. Gay, K. Watanabe, T. Taniguchi, H. Courtois, Z. Han, H. Sellier, and B. Sacépé, Evidence for chiral supercurrent in quantum Hall Josephson junctions, *Nature* **624**, 545 (2023).
- [23] L. Zhao, E. G. Arnault, T. F. Q. Larson, K. Watanabe, T. Taniguchi, F. Amet, and G. Finkelstein, Implementing Landauer-Büttiker approach in hybrid quantum Hall-superconducting devices, [arXiv:2310.02910](https://arxiv.org/abs/2310.02910).
- [24] D. Wang, E. J. Telford, A. Benyamini, J. Jesudasan, P. Raychaudhuri, K. Watanabe, T. Taniguchi, J. Hone, C. R. Dean, and A. N. Pasupathy, Andreev reflections in NbN/graphene junctions under large magnetic fields, *Nano Lett.* **21**, 8229 (2021).
- [25] M. Ben Shalom, M. J. Zhu, V. I. Fal'ko, A. Mishchenko, A. V. Kretinin, K. S. Novoselov, C. R. Woods, K. Watanabe, T. Taniguchi, A. K. Geim, and J. R. Prance, Quantum oscillations of the critical current and high-field superconducting proximity in ballistic graphene, *Nature Phys.* **12**, 318 (2016).
- [26] Ö. Gül, Y. Ronen, S. Y. Lee, H. Shapourian, J. Zauberman, Y. H. Lee, K. Watanabe, T. Taniguchi, A. Vishwanath, A. Yacoby, and P. Kim, Andreev reflection in the fractional quantum Hall state, *Phys. Rev. X* **12**, 021057 (2022).
- [27] M. Hatefipour, J. J. Cuzzo, J. Kanter, W. M. Strickland, C. R. Allemand, T.-M. Lu, E. Rossi, and J. Shabani, Induced superconducting pairing in integer quantum Hall edge states, *Nano Lett.* **22**, 6173 (2022).
- [28] J. Zhi, Ning Kang, Feifan Su, Dingxun Fan, Sen Li, Dong Pan, S. P. Zhao, Jianhua Zhao, and H. Q. Xu, Coexistence of induced superconductivity and quantum Hall states in InSb nanosheets, *Phys. Rev. B* **99**, 245302 (2019).
- [29] I. E. Batov, T. Schäpers, N. M. Chitchev, H. Hardtdegen, and A. V. Ustinov, Andreev reflection and strongly enhanced magnetoresistance oscillations in  $\text{Ga}_x\text{In}_{1-x}\text{As}/\text{InP}$  heterostructures with superconducting contacts, *Phys. Rev. B* **76**, 115313 (2007).
- [30] J. Eroms, D. Weiss, J. De Boeck, G. Borghs, and U. Zülicke, Andreev reflection at high magnetic fields: evidence for electron and hole transport in edge states, *Phys. Rev. Lett.* **95**, 107001 (2005).
- [31] S. Guiducci, M. Carrega, G. Biasiol, L. Sorba, F. Beltram, and S. Heun, Toward quantum Hall effect in a Josephson junction, *Phys. Status Solidi (RRL)* **13**, 1800222 (2019).
- [32] M. Hatefipour, J. J. Cuzzo, I. Levy, W. M. Strickland, D. Langone, E. Rossi, and J. Shabani, Andreev reflection of quantum Hall states through a quantum point contact, [arXiv:2309.01856](https://arxiv.org/abs/2309.01856).
- [33] The transparency of contacts in van der Waals systems is expected to be smaller than that of semiconducting/superconducting interfaces fabricated by molecular beam epitaxy. For recent work, see e.g. the case of Ta grown on semiconducting Ge(001) substrates: P. J. Strohbeen, A. M. Brook, I. Levy, W. L. Sarney, J. van Dijk, H. Orth, M. Mikalsen, and J. Shabani, Molecular beam epitaxy growth of superconducting tantalum germanide, [arXiv:2312.01038](https://arxiv.org/abs/2312.01038).
- [34] R. S. K. Mong, D. J. Clarke, J. Alicea, N. H. Lindner, P. Fendley, C. Nayak, Y. Oreg, A. Stern, E. Berg, K. Shtengel, and M. P. A. Fisher, Universal topological quantum computation from a superconductor-abelian quantum Hall heterostructure, *Phys. Rev. X* **4**, 011036 (2014).
- [35] D. J. Clarke, J. Alicea, and K. Shtengel, Exotic circuit elements from zero-modes in hybrid superconductor quantum-Hall systems, *Nat. Phys.* **10**, 877 (2014).
- [36] C. Nayak, S. H. Simon, A. Stern, M. Freedman, and S. Das Sarma, Non-Abelian anyons and topological quantum computation, *Rev. Mod. Phys.* **80**, 1083 (2008).
- [37] V. Lahtinen and J. K. Pachos, A short introduction to topological quantum computation, *SciPost Phys.* **3**, 021 (2017).
- [38] F. Mazza, S. Valentini, R. Bosisio, G. Benenti, V. Giovannetti, R. Fazio, and F. Taddei, Separation of heat and charge currents for boosted thermoelectric conversion, *Phys. Rev. B* **91**, 245435 (2015). In this work it was shown that heat-charge separation can be used to boost the performance of a heat engine.
- [39] N. W. Ashcroft and N. D. Mermin, *Solid State Physics* (Saunders College, Philadelphia, 1976).
- [40] G. Benenti, G. Casati, K. Saito, and R. S. Whitney, Fundamental aspects of steady-state conversion of heat to work at the nanoscale, *Phys. Rep.* **694**, 1 (2017).
- [41] F. Giazotto, T. T. Heikkilä, A. Luukanen, A. M. Savin, and J. P. Pekola, Opportunities for mesoscopes in thermometry and refrigeration: Physics and applications, *Rev. Mod. Phys.* **78**, 217 (2006).
- [42] J. T. Muhonen, M. Meschke, and J. P. Pekola, Micrometre-scale refrigerators, *Rep. Prog. Phys.* **75**, 046501 (2012).
- [43] D. G. Cahill, P. V. Braun, G. Chen, D. R. Clarke, S. Fan, K. E. Goodson, P. Keblinski, W. P. King, G. D. Mahan, A. Majumdar, H. J. Maris, S. R. Phillpot, E. Pop, and L. Shi, Nanoscale thermal transport. II. 2003-2012, *Appl. Phys. Rev.* **1**, 011305 (2014).
- [44] This assumption may be invalid in thin superconductors. In this case, indeed, the external magnetic field can induce magnetic vortices, which host subgap quasiparticle states in their cores—C. Caroli, P. G. De Gennes, and J. Matricon, Bound fermion states on a vortex line in a type II superconductor, *Phys. Lett.* **9**, 307 (1964). The presence of vortices is therefore expected to lead to two main consequences. On the one hand, the Andreev reflection probability at the interface is expected to be reduced since electrons can tunnel into these subgap states [15, 21, 23, 26, 45–48]. On the other hand, it induces a complicated real-space phase pattern at the QH/S interface (potentially leading to decoherence) [21, 47–50]. Finally, the authors of Ref. [50] have shown that, in the case  $\nu = 1$ , the mere presence of a vortex coupled to the edge state can enable Andreev reflection processes, which are otherwise absent. These effects are certainly important for interfaces between QH fluids and thin superconductors. Their study, however, is well beyond the scope of the present Article and is left for future work.
- [45] A. L. R. Manesco, I. Matthias Flór, C.-X. Liu, and A. R. Akhmerov, Mechanisms of Andreev reflection in quantum Hall graphene, *SciPost Phys. Core* **5**, 045 (2022).

- [46] D. Kurilovich, and L. I. Glazman, Criticality in the crossed Andreev reflection of a quantum Hall edge, [arXiv:2209.12932](#).
- [47] V. D. Kurilovich, Z. M. Raines and L. I. Glazman, Disorder-enabled Andreev reflection of a quantum Hall edge, *Nat. Commun.* **14**, 2237 (2023).
- [48] N. Schiller, B. A. Katzir, A. Stern, E. Berg, N. H. Lindner and Y. Oreg, Superconductivity and fermionic dissipation in quantum Hall edges, *Phys. Rev. B* **107**, L161105 (2023).
- [49] J. R. Clem, Josephson junctions in thin and narrow rectangular superconducting strips, *Phys. Rev. B* **81**, 144515 (2010).
- [50] Y. Tang, C. Knapp, and J. Alicea, Vortex-enabled Andreev processes in quantum Hall-superconductor hybrids, *Phys. Rev. B* **106**, 245411 (2022).
- [51] F. Giazotto, M. Governale, U. Zülicke, and F. Beltram, Andreev reflection and cyclotron motion at superconductor-normal-metal interfaces, *Phys. Rev. B* **72**, 054518 (2005).
- [52] I. M. Khaymovich, N. M. Chitchev, I. A. Shereshevskii, and A. S. Mel'nikov, Andreev transport in two-dimensional normal-superconducting systems in strong magnetic fields, *Europhys. Lett.* **91**, 17005 (2010).
- [53] M. Stone and Y. Lin, Josephson currents in quantum Hall devices, *Phys. Rev. B* **83**, 224501 (2011).
- [54] J. A. M. van Ostaay, A. R. Akhmerov and C. W. J. Beenakker, Spin-triplet supercurrent carried by quantum Hall edge states through a Josephson junction, *Phys. Rev. B* **83**, 195441 (2011).
- [55] O. Gamayun, J. A. Hutasoit, and V. V. Cheianov, Two-terminal transport along a proximity-induced superconducting quantum Hall edge, *Phys. Rev. B* **96**, 241104(R) (2017).
- [56] See, for example, M. Beconcini, M. Polini and F. Taddei, Nonlocal superconducting correlations in graphene in the quantum Hall regime, *Phys. Rev. B* **97**, 201403(R) (2018).
- [57] F. Finocchiaro, F. Guinea, and P. San-Jose, Topological  $\pi$  junctions from crossed Andreev reflection in the quantum Hall regime, *Phys. Rev. Lett.* **120**, 116801 (2018).
- [58] T. Sekera, C. Bruder, and R. P. Tiwari, Spin transport in a graphene normal-superconductor junction in the quantum Hall regime, *Phys. Rev. B* **98**, 195418 (2018).
- [59] X.-L. Huang and Y. V. Nazarov, Interaction-induced supercurrent in quantum Hall setups, *Phys. Rev. B* **100**, 155411 (2019).
- [60] S.-B. Zhang and B. Trauzettel, Perfect crossed Andreev reflection in Dirac hybrid junctions in the quantum Hall regime, *Phys. Rev. Lett.* **122**, 257701 (2019).
- [61] L. P. Gavensky, G. Usaj, and C. A. Balseiro, Majorana fermions on the quantum Hall edge, *Phys. Rev. Research* **2**, 033218 (2020).
- [62] T. Haidekker Galambos, F. Ronetti, B. Hetényi, D. Loss, and J. Klinovaja, Crossed Andreev reflection in spin-polarized chiral edge states due to the Meissner effect, *Phys. Rev. B* **106**, 075410 (2022).
- [63] V. Khrapai, Quantum Hall Bogoliubov interferometer, *Phys. Rev. B* **107**, L241401 (2023).
- [64] A. David, J. S. Meyer, and M. Houzet, Geometrical effects on the downstream conductance in quantum-Hall-superconductor hybrid systems, *Phys. Rev. B* **107**, 125416 (2023).
- [65] A. B. Michelsen, P. Recher, B. Braunecker and T. L. Schmidt, Supercurrent-enabled Andreev reflection in a chiral quantum Hall edge state, *Phys. Rev. Research* **5**, 013066 (2023).
- [66] G. Blasi, G. Haack, V. Giovannetti, F. Taddei and A. Braggio, Topological Josephson junctions in the integer quantum Hall regime, *Phys. Rev. Research* **5**, 033142 (2023).
- [67] J. J. Cuzzo and E. Rossi, SU(4) symmetry breaking and induced superconductivity in graphene quantum Hall edges, [arXiv:2306.12483](#).
- [68] L. Arrachea, A. Levy Yeyati, and C. Balseiro, Signatures of triplet superconductivity in  $\nu=2$ -chiral Andreev states, [arXiv:2310.13729](#).
- [69] C. J. Lambert and R. Raimondi, Phase-coherent transport in hybrid superconducting nanostructures, *J. Phys.: Condens. Matter* **10**, 901 (1998).
- [70] G. E. Blonder, M. Tinkham, and T. M. Klapwijk, Transition from metallic to tunneling regimes in superconducting microconstrictions: Excess current, charge imbalance, and supercurrent conversion, *Phys. Rev. B* **25**, 4515 (1982).
- [71] T. Wakamura, N. Hasegawa, K. Ohnishi, Y. Niimi and YoshiChika Otani, Spin injection into a superconductor with strong spin-orbit coupling, *Phys. Rev. Lett.* **112**, 036602 (2014).
- [72] P. G. de Gennes, *Superconductivity of Metals and Alloys* (Addison-Wesley, New York, 1989).
- [73] C. W. Groth, M. Wimmer, A. R. Akhmerov, and X. Waintal, Kwant: a software package for quantum transport, *New J. Phys.* **16**, 063065 (2014).
- [74] M. O. Goerbig, Electronic properties of graphene in a strong magnetic field, *Rev. Mod. Phys.* **83**, 1193 (2011).
- [75] P. Novelli, F. Taddei, A. K. Geim, and M. Polini, Failure of conductance quantization in two-dimensional topological insulators due to non-magnetic impurities, *Phys. Rev. Lett.* **122**, 016601 (2019).