

Density matrix renormalization group study of the interacting Kitaev chain with quasi-periodic disorder

K. S. C. Decker¹ and C. Karrasch¹

¹*Technische Universität Braunschweig, Institut für Mathematische Physik, Mendelssohnstraße 3, 38106 Braunschweig, Germany*
(Dated: February 21, 2024)

We document the ground state phase diagram of the one-dimensional Kitaev chain with quasi-periodic disorder in the presence of two-body interactions. Our data was obtained for systems of $L = 1000$ sites using large-scale density matrix renormalization group numerics and is benchmarked against known results for the clean system. We demonstrate that moderate quasi-periodic disorder stabilizes the topological phase both for repulsive and attractive interactions. For larger disorder strengths, the system features re-entrance behavior and multiple phase transitions.

The Kitaev chain is a drosophila model to study topological phases in one dimension [1]. It is known to host Majorana edge modes, which are of interest in the context of quantum computation [2–5]. The quest for experimental observations of the existence of the Majorana zero-modes has been an elusive one, see, e.g., [6–10].

While it is guaranteed that the topological phase of the Kitaev chain is protected against small symmetry-preserving perturbations, the phase diagram away from this limit needs to be established explicitly. In the presence of two-body interactions, novel phases (such as Mott-insulating charge-density waves) emerge, and consensus about the phase diagram has been largely reached in the literature [11–17]. The effects of disorder on the non-interacting system was studied extensively [18–21]. Questions about topological phases and Majorana edge modes in the presence of interactions and/or disorder were also addressed in a variety of other models [22–42].

The combined effect of interactions and quenched or Fibonacci-type of disorder on the ground state of the Kitaev chain was studied in a few works [22, 23, 43–47], e.g., using density-matrix renormalization group (DMRG) numerics [43, 47]. It was shown that the topological phase is enlarged by moderate quenched disorder or moderate repulsive interactions. Quasi-periodic potentials (see Eq. (2)) have generally received wide-spread attention in the past, partly due to the possibility that they can be implemented in cold atom setups (for an example from the world of many-body localization see, e.g., Ref. 48). Within the realm of the Kitaev chain, quasi-periodic disorder has been investigated in the non-interacting limit [18, 49, 50] or for spinful generalizations featuring Hubbard- U interactions [51].

The key goal of our paper is to extend these studies and to establish the phase diagram of the Kitaev chain with quasi-periodic disorder and nearest-neighbor interactions for systems of $L = 1000$ sites. Our data was obtained using large-scale density-matrix renormalization group calculations with a total run-time (including for data not shown) of approximately 30,000 core-hours, and it is our aim to document this. Figure 5 is the main result. We revisit the issue of how the different phases can be detected numerically [43] and carefully investigate that our method yields converged results. The clean limit, where consensus about the phase diagram has largely been reached in the literature, serves as a testing ground.

I. MODEL

The one-dimensional, interacting, disordered Kitaev chain is governed by

$$\mathcal{H} = \sum_{j=1}^{L-1} \left[-tc_j^\dagger c_{j+1} + \delta c_j c_{j+1} + \text{h.c.} \right. \\ \left. + U(2n_j - 1)(2n_{j+1} - 1) \right] - \sum_{j=1}^L \mu_j n_j, \quad (1)$$

where c_j^\dagger and c_j are the creation and annihilation operators for spinless fermions at site j , and $n_j = c_j^\dagger c_j$ is the number operator. The hopping amplitude and the superconducting gap are denoted by t and $\delta \in \mathbb{R}$, respectively. We introduce a nearest-neighbor interaction U as well as a quasi-periodic chemical potential of strength Δ

$$\mu_j = \mu + \Delta \cos(2\pi\beta j + \phi), \quad (2)$$

where $\beta = (1 + \sqrt{5})/2$ is the golden ratio. We mainly choose a phase $\phi = 0$ but will exemplify that averaging over ϕ yields identical results. The system size is L , and we employ open boundary conditions (OBC). The signs of t , δ , and (for $\Delta = 0$) also μ are irrelevant, which follows from $c_j \rightarrow i(-1)^j c_j$, $c_j \rightarrow ic_j$, and $c_j \rightarrow (-1)^j c_j^\dagger$, respectively. In the following, we will always choose $t > 0$ and $\delta > 0$.

For the purpose of treating the system with the density matrix renormalization group, it is advantageous to rewrite the Hamiltonian in terms of a spin chain by virtue of a Jordan-Wigner transformation

$$\sigma_j^x = \prod_{l<j} (1 - 2n_l)(c_j^\dagger + c_j), \quad \sigma_j^z = 2n_j - 1, \\ \sigma_j^y = -i \prod_{l<j} (1 - 2n_l)(c_j^\dagger - c_j), \quad (3)$$

where $\sigma_j^{x,y,z}$ represent the usual Pauli matrices [52, 53]. This

yields

$$\mathcal{H} = - \sum_{j=1}^{L-1} \left[\frac{(t+\delta)}{2} \sigma_j^x \sigma_{j+1}^x + \frac{(t-\delta)}{2} \sigma_j^y \sigma_{j+1}^y - U \sigma_j^z \sigma_{j+1}^z \right] - \frac{1}{2} \sum_{j=1}^L \mu_j \sigma_j^z. \quad (4)$$

In the spin language, the invariance under the sign flip of t , δ , and μ follow from $\sigma_j^{x,y} \rightarrow \pm(-1)^j \sigma_j^{y,x}$, $\sigma_j^{x,y} \rightarrow \pm \sigma_j^{y,x}$, and $\sigma_j^{x,z} \rightarrow -\sigma_j^{x,z}$, respectively.

II. SIMPLE LIMITS

It is instructive to recapitulate the phase diagram of the Kitaev chain in several exactly-solvable limits. This will aid the definition of proper probes to identify the various phases. We include an extensive discussion both for didactical purposes and in order to make this paper self-contained; a knowledgeable reader can skip directly to Sec. III.

A. Non-interacting, clean case

In the absence of interactions and disorder ($U = \Delta = 0$), the Hamiltonian (1) with periodic boundary conditions (PBC) and L even can be diagonalized straightforwardly by going to momentum space $c_k = \frac{1}{\sqrt{L}} \sum_j e^{ikj} c_j$, $k = \frac{2\pi}{L} n$, $n = -\frac{L}{2} + 1, \dots, \frac{L}{2}$. If one subsequently employs a Bogoliubov transformation $\eta_k = v_k c_k - i v_k c_{-k}^\dagger$ for $k \notin \{0, \pi\}$, one obtains (up to a constant) [53, 54]

$$\mathcal{H}_{\text{Kit}} = \sum_{\substack{k \neq 0 \\ k \neq \pi}} E_k \left(\eta_k^\dagger \eta_k - \frac{1}{2} \right) + \epsilon_0 \left(c_0^\dagger c_0 - \frac{1}{2} \right) + \epsilon_\pi \left(c_\pi^\dagger c_\pi - \frac{1}{2} \right), \quad (5)$$

with $\epsilon_k = -2t \cos k - \mu$, $\delta_k = 2\delta \sin k$, and $E_k = \sqrt{\epsilon_k^2 + \delta_k^2}$. For $\mu < 0$, the ground state is determined by $\eta_k |\text{vac}\rangle = c_\pi |\text{vac}\rangle = 0$, and the zero-momentum mode is unoccupied for $\mu < -2t$ and occupied otherwise ($\mu > 0$ follows analogously). The system becomes gapless for $|\mu| = 2t$ but is gapped away from these points.

Note that if PBC are imposed directly on the fermionic Hamiltonian (1), the ground state is always non-degenerate even in the thermodynamic limit. In the case of open boundary conditions, the ground state becomes two-fold degenerate for $|\mu| < 2t$ and $L \rightarrow \infty$. It is instructive to recall that Eq. (1) maps to Eq. (5) only for OBC; due to the non-local nature of the Jordan-Wigner transformation, PBC in the spin model map to PBC or anti-PBC in the fermionic language depending on the parity, and the ground state is two-fold degenerate for $|\mu| < 2t$ and $L \rightarrow \infty$.

Since a gap-closing occurs only for $|\mu| = 2t$, it is immediately clear that the phases at different $\delta > 0$ are adiabatically connected (at least for $U = \Delta = 0$), and it is thus reasonable to focus on a single value of δ . If one sets $\delta = t$, the discussion

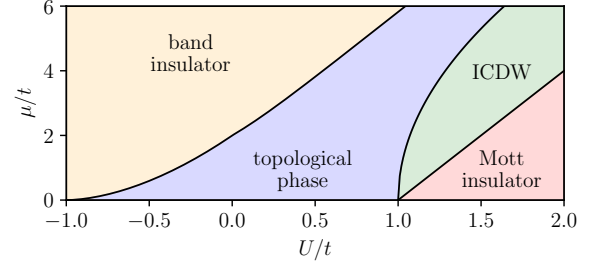


FIG. 1. Sketch of phase diagram of the interacting Kitaev chain with $\delta = t$ in the absence of disorder ($\Delta = 0$), following Refs. 11 and 14.

of the non-interacting, clean limit becomes particularly simple since one recovers the well-known *transverse-field Ising chain* [55]:

$$\mathcal{H}_{\text{TFI}} = - \sum_j \left(t \sigma_j^x \sigma_{j+1}^x + \frac{\mu}{2} \sigma_j^z \right). \quad (6)$$

For $|\mu| < 2t$, the system is in a ferromagnetic (FM) phase with an order parameter $\langle \sigma_j^x \rangle \neq 0$. In the fermionic language, this regime corresponds to a topological phase with a non-local order parameter [53]. For $|\mu| > 2t$ the system is in a paramagnetic (PM) phase with $\langle \sigma_j^x \rangle = 0$, which corresponds to a trivial fermion insulator.

B. XY chain

In the absence of a chemical potential ($\mu = \Delta = 0$) and for $\delta = t$, one recovers the XY model, which can be mapped to free fermions \tilde{c}_j simply by switching labels [56]:

$$\begin{aligned} \mathcal{H}_{\text{XY}} &= \sum_j \left(-t \sigma_j^x \sigma_{j+1}^x + U \sigma_j^z \sigma_{j+1}^z \right) \\ &= \sum_j \left[(U-t) \tilde{c}_j^\dagger \tilde{c}_{j+1} + (U+t) \tilde{c}_j \tilde{c}_{j+1} + \text{h.c.} \right]. \end{aligned} \quad (7)$$

The sign of both t and U is irrelevant. The system is in a gapped phase for $|U| < t$ which is adiabatically connected to the FM phase of the Ising chain with $\langle \sigma_j^x \rangle \neq 0$. The gap closes at the isotropic points $|U| = t$. For $|U| > t$, the system is again gapped with a two-fold degenerate ground state. It features ferromagnetic order with $\langle \sigma_j^z \rangle \neq 0$ for $U < -t$, which in the realm of the original model is adiabatically connected to the trivial insulator. At $U > t$, it exhibits anti-ferromagnetic order $\langle \sigma_j^z \rangle \sim (-1)^j N_0$ for $U > t$ ('Mott insulator'), which can be seen easily by virtue of $\sigma_j^{y,z} \rightarrow (-1)^j \sigma_j^{y,z}$.

C. Duality

If one sets $\delta = t$ and $\Delta = 0$ and performs a non-local duality transformation $\tau_j^z = \sigma_j^x \sigma_{j+1}^x$ and $\tau_j^x = \prod_{l < j} \sigma_l^z$, the Kitaev chain can be mapped onto the axial next-nearest-neighbor

Ising (ANNNI) model [57, 58]:

$$\begin{aligned}\mathcal{H}_{\text{ANNNI}} &= \sum_j \left(-t\sigma_j^x\sigma_{j+1}^x + U\sigma_j^z\sigma_{j+1}^z - \frac{\mu}{2}\sigma_j^z \right) \\ &= \sum_j \left(-\frac{\mu}{2}\tau_j^x\tau_{j+1}^x + U\tau_j^x\tau_{j+2}^x - t\tau_j^z \right).\end{aligned}\quad (8)$$

For $U = 0$, one recovers the self-duality of the transverse-field Ising chain. Note that the PM and FM phases are interchanged, which illustrates that due to the non-locality of the duality transformation, properties such as ground-state degeneracies are not in a one-to-one correspondence if the influence of boundary effects is disregarded. This does not hold true for the spectral gap, and phases that adiabatically connected in the dual model are also adiabatically connected in the original one.

Thus, one can exploit the fact that the phase diagram of the ANNNI has been studied extensively in the literature [11, 14, 15], e.g., using analytical arguments or numerical approaches [57–62]. In addition to the FM and PM phases, it features an antiphase of the form $\uparrow_x\uparrow_x\downarrow_x\downarrow_x$ that appears for large U and that corresponds to the Mott insulator in the original language. Moreover, a novel floating phase emerges in between the PM phase and the antiphase; for the fermions, this corresponds to an incommensurate charge density wave (ICDW). Note that while the FM/PM phase boundary as well as the existence of the antiphase at large U are well established, the specifics of the intermediate regime are still being debated. Since the main focus of this work is on the effects of disorder, and we refrain from delving into these issues.

If one recasts the phase diagram of the ANNNI in terms of the ‘non-standard’ axis μ/t and U/t , one obtains the sketch shown in Fig. 1, see Refs. 11 and 14. One can readily identify the critical points i) $|\mu| = 2t$ at $U = 0$, which is associated with the FM/PM transition in the ANNNI as well as ii) $|U| = t$ at $\mu = 0$, where the ANNNI reduces to two independent Ising chains and which is associated with the FM/PM transition at $U = -t$ and with a multi-critical point at $U = t$ where all four phases meet [16]. Note that the conventional multi-critical point $U = \mu/4$ at $t = 0$ is not realized in our case (since the fermionic hopping is always finite).

III. METHOD

We determine the ground state of the system variationally using the density matrix renormalization group in a matrix-product state formulation [63–65]. We work with OBC and a fixed system size of $L = 1000$. All data in this work was computed using a two-site DMRG algorithm; we have checked that a one-site algorithm yields identical results. The initial state is determined using the infinite-system DMRG for the homogeneous system.

The bond dimension χ is the key numerical control parameter; in order to test convergence, we compute the re-scaled energy variance

$$\frac{\Delta E}{E^2} = \frac{\langle \psi | \mathcal{H}^2 | \psi \rangle - \langle \psi | \mathcal{H} | \psi \rangle^2}{\langle \psi | \mathcal{H} | \psi \rangle^2}. \quad (9)$$

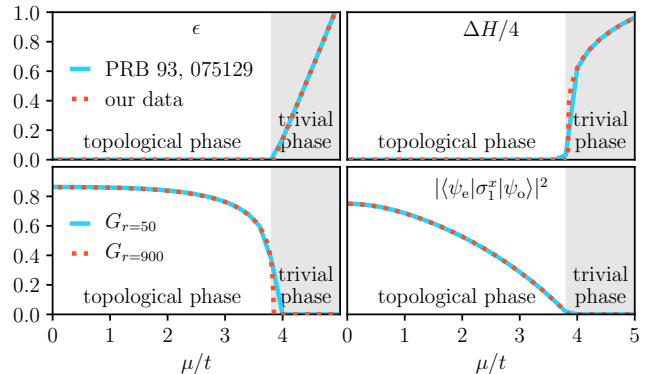


FIG. 2. Comparison of our DMRG data for $\Delta = 0$ (no disorder), $\delta = t$, $U/t = 0.5$, $L = 1000$ with the results of Ref. 43 that were obtained for $L = 200$ and using a different approach to determine degenerate ground states. The energy separation ϵ , the entanglement gap ΔH , the correlation function G_r , and the Majorana overlap $\langle \psi_e | \sigma_1^x | \psi_o \rangle$ can be used to identify the topological and (trivial) band insulating phases, respectively.

We successively increase the bond dimension $\chi = 12 \rightarrow 24 \rightarrow 48$ after 20 DMRG sweeps each. It turns out that $\chi = 48$ is sufficient in order for $\Delta E/E^2$ to drop to machine precision except in the incommensurate CDW phase that appears for in the absence of disorder (which is not at the focus of this work). The Hamiltonian can be expressed as a matrix-product operator with a bond dimension of $\chi_{\mathcal{H}} = 5$ in the most general case, $\chi_{\mathcal{H}} = 4$ at $\delta = t$ or $U = 0$, and $\chi_{\mathcal{H}} = 3$ if both $\delta = t$ and $U = 0$.

After the ground state $|\psi_0\rangle$ of \mathcal{H} has been obtained, we can calculate low-lying states by computing the ground state of

$$\mathcal{H}' = \mathcal{H} + h|\psi_0\rangle\langle\psi_0|, \quad (10)$$

where we typically work with an energy penalty $h = 10t$. This procedure can be implemented straightforwardly using matrix product states.

In order to detect the different phases such as the trivial insulator, the topological phase, and the charge density wave phase, we employ various measures [43]. The difference between the energies $E_{0,1}$ of the two lowest-lying states

$$\epsilon = 2 \frac{E_1 - E_0}{E_1 + E_0} \quad (11)$$

can be used to identify degenerate ground states. Note that while $\epsilon > 0$ necessarily implies the existence of a gap, the opposite is not true if the ground state is degenerate. We label the ground degenerate if $\epsilon < 10^{-9}$. The DMRG typically converges into lowly-entangled states, and we label two orthogonal members of the ground state manifold as $|\psi_{e,o}\rangle$.

Another probe is the degeneracy of the bipartite entanglement spectrum [25, 66, 67], which we probe via the gap ΔH in the spectrum of $-\log \text{Tr}_{L/2} |\psi_0\rangle\langle\psi_0|$, where $|\psi_0\rangle$ is the ground state. In the case of degenerate ground states, we compute ΔH in an equal superposition $|\psi_0\rangle \sim (|\psi_e\rangle + |\psi_o\rangle)$ of

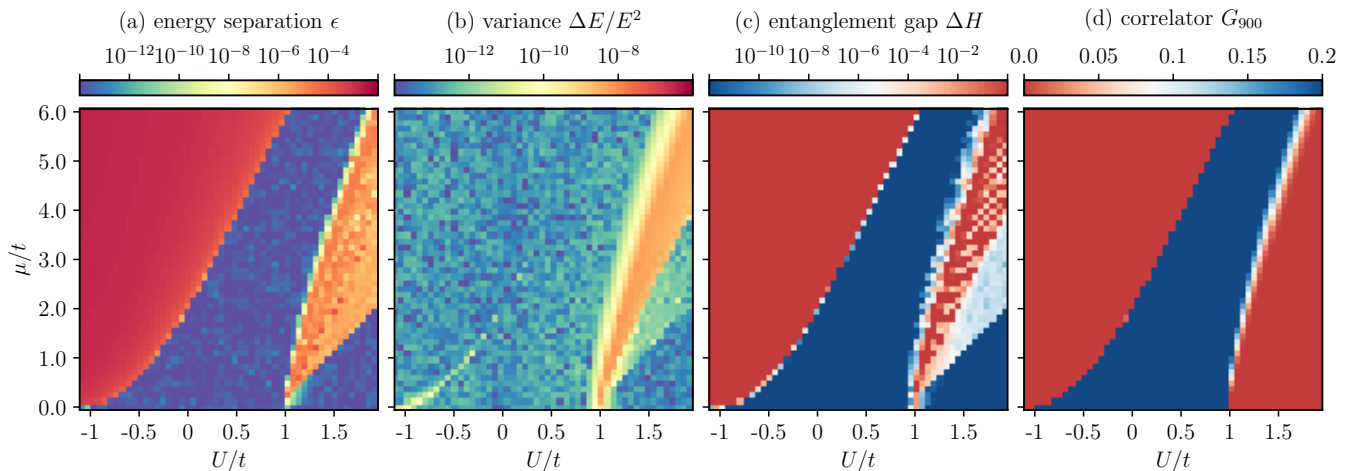


FIG. 3. Phase diagram of the Kitaev chain in the absence of disorder ($\Delta = 0$) and $\delta = t$ as a function of the chemical potential μ and the interaction U . This regime has been widely investigated in the literature (see the main text) and serves as a testing ground for our numerics. The trivial band insulator, the topological phase, and the charge density wave manifest in the top left, center, and bottom right corners, respectively (see the main text for details). The results were calculated for a system of $L = 1000$ sites using a 2-site DMRG algorithm with a final bond dimension of $\chi = 48$. This is sufficient to obtain results up to machine precision (variance $\Delta E/E^2 \sim 10^{-12}$) except in regions where prior works predict an incommensurate CDW, which is not at the focus of this work.

these states. Moreover, the correlator

$$G_r = \frac{1}{L-r} \sum_{j=1}^{L-r} |\langle \sigma_j^x \sigma_{j+r}^x \rangle| \quad (12)$$

is known to be finite (zero) in the topological (band insulating) phase [43, 53], which is plausible since $\langle \sigma_j^x \rangle$ is just the order parameter of the transverse-field Ising chain in the spin language. Since our system is disordered, we set $r = 0.9L$, which entails an average over $L - r = 0.1L$ different values of the correlator. In the case of degenerate ground states, we compute G_r in the first state that we obtain. The topological phase can also be detected from the overlap $\langle \psi_e | \sigma_1^x | \psi_o \rangle$, which directly probes the existence of Majorana edge modes [25, 43].

IV. RESULTS

We first compare our results in the absence of disorder ($\Delta = 0$) with those of Ref. 43. This is instructive not only as a benchmark but also because degenerate ground states were determined differently in this prior work, namely by introducing a small field in σ^x -direction instead of replacing $\mathcal{H} \rightarrow \mathcal{H}'$ [68]. The result is shown in Fig. 2 where we compare the energy separation ϵ , the entanglement gap ΔH , the correlation function G_r , and the Majorana overlap $\langle \psi_e | \sigma_1^x | \psi_o \rangle$. All four quantities detect the transition from the topological phase into the trivial band insulating phase as the chemical potential is increased. Note that in the absence of interactions, this transition occurs at $\mu/t = 2$, and the size of the topological phase is hence enlarged by a repulsive $U/t = 0.5$. We quantitatively reproduce the data of Ref. 43; minor discrepancies (see, e.g., G_r) are readily explained by the different system size.

As a next step, we compute the phase in the absence of disorder as a function of the chemical potential μ and the interaction U . Since consensus has been largely reached in the literature [11–17], this step will aid the interpretation of the results for finite Δ . A sketch of the phase diagram, which stems from mapping the problem to the ANNNI, is shown in Fig. 1 following Refs. 11 and 14.

Our DMRG data for a system of $L = 1000$ sites is shown in Figs. 3 and 4. The trivial band insulator is characterized by an energy gap above a non-degenerate ground state ($\epsilon > 0$), a finite entanglement gap $\Delta H > 0$, and a vanishing correlator $G_r = 0$. This phase manifests in the top left corner of Fig. 3 and is adiabatically connected to the line $U = 0$, $\mu/t > 2$. The topological phase features a degenerate ground state, a

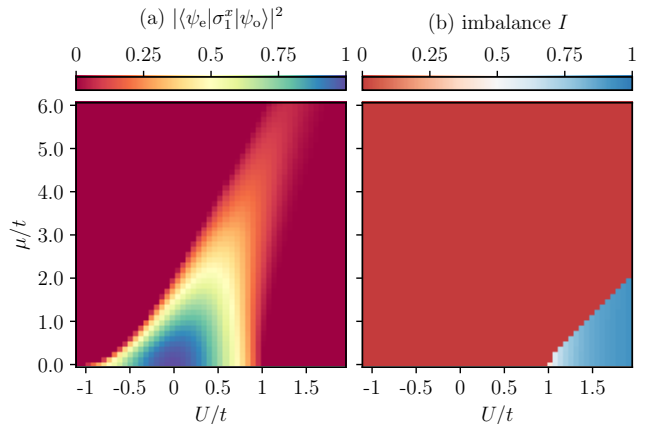


FIG. 4. The same as in Fig. 3 but for the Majorana overlap and the charge imbalance.

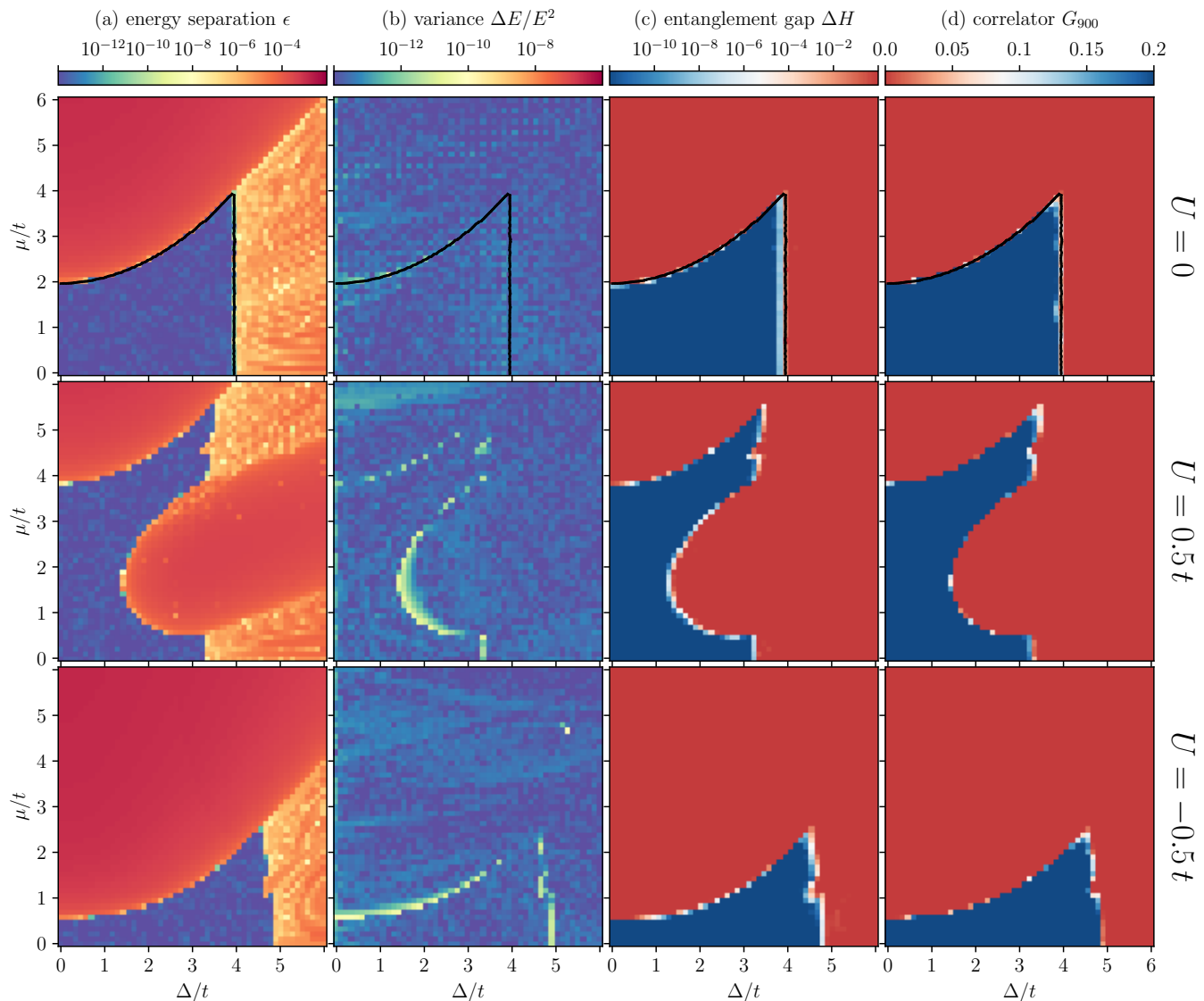


FIG. 5. Phase diagram of the Kitaev chain with $L = 1000$ as a function of the chemical potential μ and the strength of the quasi-periodic disorder Δ for $\delta = t$ and various interactions $U/t \in \{0, \pm 0.5\}$. Red and blue regions in (a), (c), and (d) represent the trivial band insulating and topological phase, respectively. The solid black lines shows the boundary between the topological and band insulating phases at $U = 0$ computed by diagonalizing the non-interacting single-particle problem.

vanishing entanglement gap $\Delta H = 0$, and a finite correlator $G_r > 0$; it manifests in the center of Fig. 3 and is adiabatically connected to the line $U = 0$, $\mu < 2t$. A sharp phase boundary between those the topological and trivial band insulating phases can be extracted from these quantities. The same does not hold true for the Majorana overlap $\langle \psi_e | \sigma_1^x | \psi_o \rangle$ (see Fig. 4(a)), which we therefore do not employ further. Similar conclusions were already reached in Ref. 43.

At large U/t and small μ/t , we observe a CDW phase governed by a degenerate ground state, a vanishing entanglement gap $\Delta H = 0$, and a vanishing correlator $G_r = 0$ (bottom right corner of Fig. 3). This phase can be identified unambiguously

from the charge imbalance

$$I = \left| \frac{N_a - N_b}{N_a + N_b} \right|, \quad N_{a,b} = \sum_{j \text{ even, odd}} \frac{\langle \sigma_j^z \rangle + 1}{2}, \quad (13)$$

which is shown in Fig. 4(b).

In Fig. 3(b), we show the variance $\Delta E/E^2$ of the ground state (if the ground state is degenerate, we show the larger variance). The bond dimension of $\chi = 48$ is sufficient to obtain data up to machine precision ($\Delta E/E^2 \sim 10^{-12}$) except in a region where one expect an incommensurate charge density wave. This regime is not at the focus of this work.

Our observations in the absence of disorder are consistent with the sketch in Fig. 1 and with the results available in the literature [11–17].

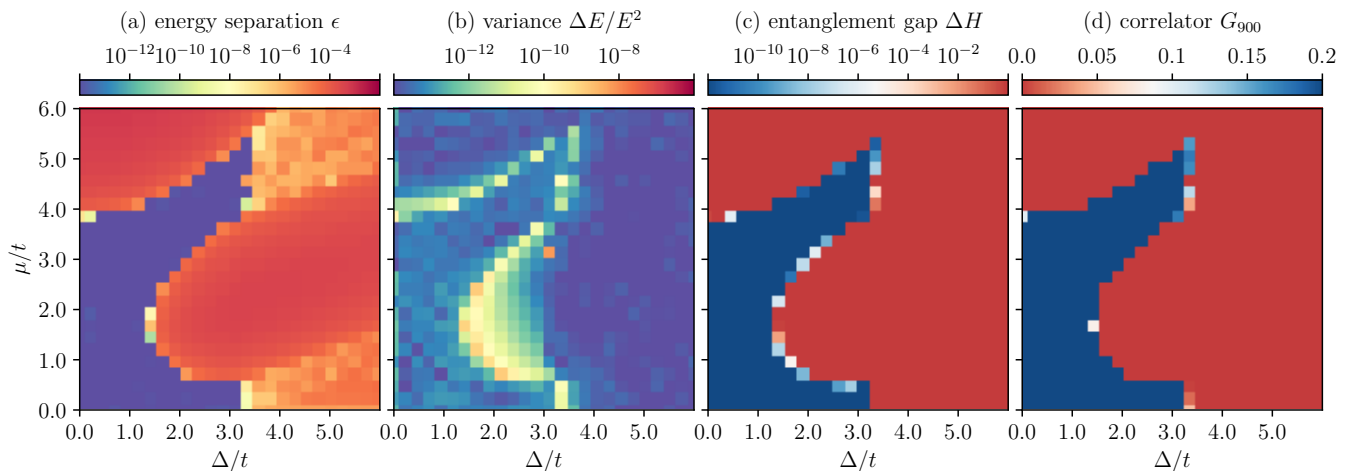


FIG. 6. The same phase diagram (lower resolution) as in Fig. 5 for $U/t = 0.5$ but with a disorder averaging over 8 phases $\phi = 2\pi k/n$ with $k = 0 \dots n - 1$ and $n = 8$.

We now turn to the case with finite quasi-periodic disorder. The phase diagram is shown in Fig. 5 as a function of the chemical potential μ and the disorder strength Δ for three values of the interaction $U \in \{0, \pm 0.5\}$. In the absence of interactions, one does not need to resort to DMRG numerics but can simply diagonalize a single-particle Hamiltonian numerically. The band insulating and topological phases can be detected, e.g., by the absence or presence of zero-energy modes. The resulting phase boundary is shown as a solid black line in Fig. 5 and is in agreement with our DMRG data; note that in this case, red and blue regions are unambiguously associated with the band insulating and topological phase, respectively. We observe that finite disorder first stabilizes the topological phase until it eventually breaks down. Similar observations were made in the case of quenched disorder [43].

The topological phase is stabilized by repulsive interactions $U/t = 0.5$ for small disorder strength and vice-versa, see Fig. 5. This is again consistent with the case of quenched disorder [43]. At intermediate values of Δ , one observes a non-monotonous dependency w.r.t. the chemical potential and hence re-entrance behavior and multiple phase transitions. For even larger $U/t = 1.25$ (data not shown), the bottom-left corner of the phase diagram is governed by CDW behavior; for large values of μ , disorder again stabilizes the topological

phase.

Attractive interactions $U/t = -0.5$ destabilize the topological phase, which is again stabilized by disorder. At $U/t = -1$ (data not shown), the topological phase can be induced by disorder for small chemical potentials.

All data shown up to this point was computed for a fixed value $\phi = 0$ of the phase. In Fig. 6, we show results similar to those of Fig. 5 at $U/t = 0.5$ but now averaged over various ϕ . The phase diagram does not change, which is not surprising due to the self-averaging nature of this type of disorder.

V. SUMMARY

We have documented large-scale DMRG data (30,000 core hours) for the ground-state phase diagram of the Kitaev chain in the presence of nearest-neighbor interactions and quasi-periodic disorder. Moderate disorder or repulsive interactions generally stabilize the topological phase. In certain regimes, one can observe multiple transitions between the trivial band insulating and the topological phase as the chemical potential is varied. As a next step, one can envision targeting excited states using tensor networks, e.g., via the DMRG-X algorithm, which would be of relevance for the realm of many-body localization.

-
- [1] A. Y. Kitaev, Unpaired majorana fermions in quantum wires, *Phys.-Usp.* **44**, 131 (2001).
- [2] D. Deutsch, Quantum theory, the church-turing principle and the universal quantum computer, *Proc. R. Soc. Lond. A* **400**, 97 (1985).
- [3] T. D. Ladd, F. Jelezko, R. Laflamme, Y. Nakamura, C. Monroe, and J. L. O'Brien, Quantum computers, *Nature* **464**, 45 (2010).
- [4] M. A. Nielsen and I. L. Chuang, *Quantum Computation and Quantum Information: 10th Anniversary Edition* (Cambridge University Press, 2010).
- [5] C. Nayak, S. H. Simon, A. Stern, M. Freedman, and S. Das Sarma, Non-abelian anyons and topological quantum computation, *Rev. Mod. Phys.* **80**, 1083 (2008).
- [6] M. Ruby, B. W. Heinrich, Y. Peng, F. von Oppen, and K. J. Franke, Exploring a Proximity-Coupled Co Chain on Pb(110) as a Possible Majorana Platform, *Nano Letters* **17**, 4473 (2017), pMID: 28640633, <https://doi.org/10.1021/acs.nanolett.7b01728>.
- [7] V. Mourik, K. Zuo, S. M. Frolov, S. R. Plissard, E. P. A. M. Bakkers, and L. P. Kouwenhoven, Signatures of majorana fermions in hybrid superconductor-

- semiconductor nanowire devices, *Science* **336**, 1003 (2012), <https://www.science.org/doi/pdf/10.1126/science.1222360>.
- [8] S. Nadj-Perge, I. K. Drozdov, J. Li, H. Chen, S. Jeon, J. Seo, A. H. MacDonald, B. A. Bernevig, and A. Yazdani, Observation of majorana fermions in ferromagnetic atomic chains on a superconductor, *Science* **346**, 602 (2014), <https://science.sciencemag.org/content/346/6209/602.full.pdf>.
- [9] H. Zhang, C.-X. Liu, S. Gazibegovic, D. Xu, J. A. Logan, G. Wang, N. van Loo, J. D. S. Bommer, M. W. A. de Moor, D. Car, R. L. M. Op het Veld, P. J. van Veldhoven, S. Koelling, M. A. Verheijen, M. Pendharkar, D. J. Pennachio, B. Shojaei, J. S. Lee, C. J. Palmstrøm, E. P. A. M. Bakkers, S. D. Sarma, and L. P. Kouwenhoven, Quantized majorana conductance, *Nature* **556**, 74 (2018).
- [10] A. Das, Y. Ronen, Y. Most, Y. Oreg, M. Heiblum, and H. Shtrikman, Zero-bias peaks and splitting in an al-inas nanowire topological superconductor as a signature of majorana fermions, *Nature Phys.* **8**, 887 (2012).
- [11] F. Hassler and D. Schuricht, Strongly interacting majorana modes in an array of josephson junctions, *New Journal of Physics* **14**, 125018 (2012).
- [12] E. Sela, A. Altland, and A. Rosch, Majorana fermions in strongly interacting helical liquids, *Phys. Rev. B* **84**, 085114 (2011).
- [13] R. Thomale, S. Rachel, and P. Schmitteckert, Tunneling spectra simulation of interacting majorana wires, *Phys. Rev. B* **88**, 161103 (2013).
- [14] H. Katsura, D. Schuricht, and M. Takahashi, Exact ground states and topological order in interacting kitaev/majorana chains, *Phys. Rev. B* **92**, 115137 (2015).
- [15] I. Mahyaeh and E. Ardonne, Study of the phase diagram of the kitaev-hubbard chain, *Phys. Rev. B* **101**, 085125 (2020).
- [16] J.-J. Miao, H.-K. Jin, F.-C. Zhang, and Y. Zhou, Exact solution for the interacting kitaev chain at the symmetric point, *Phys. Rev. Lett.* **118**, 267701 (2017).
- [17] Y.-H. Chan, C.-K. Chiu, and K. Sun, Multiple signatures of topological transitions for interacting fermions in chain lattices, *Phys. Rev. B* **92**, 104514 (2015).
- [18] W. DeGottardi, D. Sen, and S. Vishveshwara, Majorana fermions in superconducting 1d systems having periodic, quasiperiodic, and disordered potentials, *Phys. Rev. Lett.* **110**, 146404 (2013).
- [19] W. DeGottardi, M. Thakurathi, S. Vishveshwara, and D. Sen, Majorana fermions in superconducting wires: Effects of long-range hopping, broken time-reversal symmetry, and potential landscapes, *Phys. Rev. B* **88**, 165111 (2013).
- [20] A. Altland, D. Bagrets, L. Fritz, A. Kamenev, and H. Schmiedt, Quantum criticality of quasi-one-dimensional topological anderson insulators, *Phys. Rev. Lett.* **112**, 206602 (2014).
- [21] G. Francica, E. M. Tiburzi, and L. Dell'Anna, Topological phases in the presence of disorder and longer-range couplings, *Phys. Rev. B* **107**, 165137 (2023).
- [22] A. M. Lobos, R. M. Lutchyn, and S. Das Sarma, Interplay of disorder and interaction in majorana quantum wires, *Phys. Rev. Lett.* **109**, 146403 (2012).
- [23] F. m. c. Crépin, G. Zaránd, and P. Simon, Nonperturbative phase diagram of interacting disordered majorana nanowires, *Phys. Rev. B* **90**, 121407 (2014).
- [24] S. Gangadharaiah, B. Braunecker, P. Simon, and D. Loss, Majorana edge states in interacting one-dimensional systems, *Phys. Rev. Lett.* **107**, 036801 (2011).
- [25] E. M. Stoudenmire, J. Alicea, O. A. Starykh, and M. P. Fisher, Interaction effects in topological superconducting wires supporting majorana fermions, *Phys. Rev. B* **84**, 014503 (2011).
- [26] M. Cheng and H.-H. Tu, Majorana edge states in interacting two-chain ladders of fermions, *Phys. Rev. B* **84**, 094503 (2011).
- [27] R. M. Lutchyn and M. P. A. Fisher, Interacting topological phases in multiband nanowires, *Phys. Rev. B* **84**, 214528 (2011).
- [28] A. Manolescu, D. C. Marinescu, and T. D. Stanescu, Coulomb interaction effects on the majorana states in quantum wires, *J. Phys.: Condens. Matter* **26**, 172203 (2014).
- [29] A. Rahmani, X. Zhu, M. Franz, and I. Affleck, Emergent supersymmetry from strongly interacting majorana zero modes, *Phys. Rev. Lett.* **115**, 166401 (2015).
- [30] G. Kells, Many-body majorana operators and the equivalence of parity sectors, *Phys. Rev. B* **92**, 081401 (2015).
- [31] A. Milsted, L. Seabra, I. C. Fulga, C. W. J. Beenakker, and E. Cobanera, Statistical translation invariance protects a topological insulator from interactions, *Phys. Rev. B* **92**, 085139 (2015).
- [32] G. Kells, Multiparticle content of majorana zero modes in the interacting p -wave wire, *Phys. Rev. B* **92**, 155434 (2015).
- [33] A. Rahmani, X. Zhu, M. Franz, and I. Affleck, Phase diagram of the interacting majorana chain model, *Phys. Rev. B* **92**, 235123 (2015).
- [34] P. W. Brouwer, M. Duckheim, A. Romito, and F. von Oppen, Probability distribution of majorana end-state energies in disordered wires, *Phys. Rev. Lett.* **107**, 196804 (2011).
- [35] F. Pientka, A. Romito, M. Duckheim, Y. Oreg, and F. von Oppen, Signatures of topological phase transitions in mesoscopic superconducting rings, *New J. Phys.* **15**, 025001 (2013).
- [36] Y.-T. Lin, C. S. Weber, D. M. Kennes, M. Pletyukhov, H. Schoeller, and V. Meden, Quantitative analysis of interaction effects in generalized aubry-andré-harper models, *Phys. Rev. B* **103**, 195119 (2021).
- [37] M. F. Madeira and P. D. Sacramento, Quasidisorder-induced topology, *Phys. Rev. B* **106**, 224505 (2022).
- [38] S. Roy, S. N. Nabi, and S. Basu, Critical and topological phases of dimerized kitaev chain in presence of quasiperiodic potential, *Phys. Rev. B* **107**, 014202 (2023).
- [39] M. Gonçalves, B. Amorim, E. V. Castro, and P. Ribeiro, Critical phase dualities in 1d exactly solvable quasiperiodic models, *Phys. Rev. Lett.* **131**, 186303 (2023).
- [40] N. Laflorencie, G. Lemarié, and N. Macé, Topological order in random interacting ising-majorana chains stabilized by many-body localization, *Phys. Rev. Res.* **4**, L032016 (2022).
- [41] N. Chepiga and N. Laflorencie, Topological and quantum critical properties of the interacting Majorana chain model, *SciPost Phys.* **14**, 152 (2023).
- [42] J. F. Karcher, M. Sonner, and A. D. Mirlin, Disorder and interaction in chiral chains: Majoranas versus complex fermions, *Phys. Rev. B* **100**, 134207 (2019).
- [43] N. M. Gergs, L. Fritz, and D. Schuricht, Topological order in the kitaev/majorana chain in the presence of disorder and interactions, *Phys. Rev. B* **93**, 075129 (2016).
- [44] M. McGinley, J. Knolle, and A. Nunnenkamp, Robustness of majorana edge modes and topological order: Exact results for the symmetric interacting kitaev chain with disorder, *Phys. Rev. B* **96**, 241113 (2017).
- [45] G. Kells, N. Moran, and D. Meidan, Localization enhanced and degraded topological order in interacting p -wave wires, *Phys. Rev. B* **97**, 085425 (2018).
- [46] L. Levy and M. Goldstein, Entanglement and disorder-enhanced topological phase in the kitaev chain, *Universe* **5**, 10.3390/universe5010033 (2019).
- [47] W. Huang and Y. Yao, Intertwined string orders of topologically trivial and nontrivial phases in an interacting kitaev chain with

- spatially varying potentials, *Phys. Rev. B* **105**, 245144 (2022).
- [48] M. Schreiber, S. S. Hodgman, P. Bordia, H. P. Lüschen, M. H. Fischer, R. Vosk, E. Altman, U. Schneider, and I. Bloch, Observation of many-body localization of interacting fermions in a quasirandom optical lattice, *Science* **349**, 842 (2015), <https://www.science.org/doi/pdf/10.1126/science.aaa7432>.
- [49] L.-J. Lang and S. Chen, Majorana fermions in density-modulated p -wave superconducting wires, *Phys. Rev. B* **86**, 205135 (2012).
- [50] X. Cai, L.-J. Lang, S. Chen, and Y. Wang, Topological superconductor to anderson localization transition in one-dimensional incommensurate lattices, *Phys. Rev. Lett.* **110**, 176403 (2013).
- [51] M. Tezuka and N. Kawakami, Reentrant topological transitions in a quantum wire/superconductor system with quasiperiodic lattice modulation, *Phys. Rev. B* **85**, 140508 (2012).
- [52] P. Jordan and E. Wigner, Über das paulische Äquivalenzverbot, *Zeitschrift für Physik* **47**, 10.1007/BF01331938 (1928).
- [53] P. Fendley, Parafermionic edge zero modes in Zn-invariant spin chains, *J. Stat. Mech.* **2012**, P11020 (2012).
- [54] P. Calabrese, F. H. L. Essler, and M. Fagotti, Quantum quench in the transverse field ising chain: I. time evolution of order parameter correlators, *Journal of Statistical Mechanics: Theory and Experiment* **2012**, P07016 (2012).
- [55] S. Sachdev, *Quantum Phase Transitions* (Cambridge University Press, 2011).
- [56] E. Lieb, T. Schultz, and D. Mattis, Two soluble models of an antiferromagnetic chain, *Annals of Physics* **16**, 407–466 (1961).
- [57] W. Selke, The annni model – theoretical analysis and experimental application, *Physics Reports* **170**, 213 (1988).
- [58] M. Beccaria, M. Campostrini, and A. Feo, Evidence for a floating phase of the transverse annni model at high frustration, *Phys. Rev. B* **76**, 094410 (2007).
- [59] I. Peschel and V. J. Emery, Calculation of spin correlations in two-dimensional ising systems from one-dimensional kinetic models, *Zeitschrift für Physik B Condensed Matter* **43**, 241 (1981).
- [60] D. Allen, P. Azaria, and P. Lecheminant, A two-leg quantum ising ladder: a bosonization study of the ANNNI model, *J. Phys. A: Math. Gen.* **34**, L305 (2001).
- [61] M. Beccaria, M. Campostrini, and A. Feo, Density-matrix renormalization-group study of the disorder line in the quantum axial next-nearest-neighbor ising model, *Phys. Rev. B* **73**, 052402 (2006).
- [62] E. Sela and R. G. Pereira, Orbital multicriticality in spin-gapped quasi-one-dimensional antiferromagnets, *Phys. Rev. B* **84**, 014407 (2011).
- [63] S. R. White, Density matrix formulation for quantum renormalization groups, *Phys. Rev. Lett.* **69**, 2863 (1992).
- [64] U. Schollwöck, The density-matrix renormalization group, *Rev. Mod. Phys.* **77**, 259 (2005).
- [65] U. Schollwöck, The density-matrix renormalization group in the age of matrix product states, *Annals of Physics* **326**, 96 (2011).
- [66] A. M. Turner, F. Pollmann, and E. Berg, Topological phases of one-dimensional fermions: An entanglement point of view, *Phys. Rev. B* **83**, 075102 (2011).
- [67] R. Horodecki, P. Horodecki, M. Horodecki, and K. Horodecki, Quantum entanglement, *Rev. Mod. Phys.* **81**, 865 (2009).
- [68] personal communication,.