

Verifiably Following Complex Robot Instructions with Foundation Models

Benedict Quartey^{*1} Eric Rosen^{*1} Stefanie Tellex¹ George Konidaris¹

^{*}Equal Contribution

¹Department of Computer Science, Brown University



Figure 1: Illustration of our approach executing the instruction “Bring the green plush toy to the whiteboard in front of it, watch out for the robot in front of the toy”. The robot has no prior semantic knowledge of the environment, given an instruction, we dynamically detect and ground open-vocabulary referents with spatial constraints to construct an instruction specific semantic map, then synthesize a task and motion plan to solve the task. In this example, the robot navigates from its start location (yellow, A), to the green plush toy (green, B), executes a pick skill then navigates to the whiteboard (blue, C), and executes a place skill.

Abstract: Enabling mobile robots to follow complex natural language instructions is an important yet challenging problem. People want to flexibly express constraints, refer to arbitrary landmarks and verify behavior when instructing robots. Conversely, robots must disambiguate human instructions into specifications and ground instruction referents in the real world. We propose Language Instruction grounding for Motion Planning (LIMP), an approach that enables robots to verifiably follow expressive and complex open-ended instructions in real-world environments without prebuilt semantic maps. LIMP constructs a symbolic instruction representation that reveals the robot’s alignment with an instructor’s intended motives and affords the synthesis of robot behaviors that are correct-by-construction. We perform a large scale evaluation and demonstrate our approach on 150 instructions in five real-world environments showing the generality of our approach and the ease of deployment in novel unstructured domains. In our experiments, LIMP performs comparably with state-of-the-art LLM task planners and LLM code-writing planners on standard open vocabulary tasks and additionally achieves 79% success rate on complex spatiotemporal instructions while LLM and Code-writing planners both achieve 38%. See supplementary materials and demo videos at robotlimp.github.io.

Keywords: Foundation Models, Mobile Manipulation, Task and Motion Planning

1 Introduction

Robots need a rich understanding of natural language to be usable by non-experts in unstructured environments. People, on the other hand, need to be able to verify that a robot has understood a given instruction and will act appropriately. However, natural language instructions can be quite complex, often featuring ambiguous phrasing, intricate spatiotemporal constraints, and unique referents. Consider the instruction: *“Go to the building with windows while avoiding the red picnic tables, then bring me the book between the pine tree and the graffiti wall”*, to solve this task a robot must ground open-vocabulary referents (“building with windows”, “red picnic tables”, “book”, “pine tree”, “graffiti wall”), adhere to temporal constraints (“then bring”, “while avoiding”), and disambiguate multiple instances of an object category using descriptive spatial information (“book between the pine tree and the graffiti wall”). The rise of foundation models in robotics [1, 2] offers a path to achieving such long-horizon goals, and indeed some approaches for robot instruction following have been proposed, but have largely been focused on navigation [3, 4, 5, 6, 7]. These methods, broadly classified under object goal navigation [8], enable navigation to instances of an object category, but are limited in localizing spatial references and disambiguating object instances based on descriptive language. Other works [9, 10, 11] that extend instruction following to mobile manipulation have been limited to tasks with simple temporal constraints expressed in unambiguous language. Existing efforts typically rely on Large Language Models (LLMs) as complete planners, bypassing intermediate symbolic representations that may provide verification of correctness prior to task execution. Alternative approaches that leverage code-writing LLMs [5, 6, 12] are susceptible to errors in generated code which may lead to unsafe/unaligned robot behaviors. Borrowing ideas from formal methods to map between natural language and specification languages like temporal logics [13] provides a robust framework for language disambiguation, handling complex temporal constraints, and behavior verification. However, prior works along this line require prebuilt semantic maps with discrete sets of prespecified referents/landmarks from which instructions can be constructed [7, 14, 15].

We propose Language Instruction grounding for Motion Planning (LIMP), a method that leverages foundation models and temporal logics to dynamically generate instruction-conditioned semantic maps that enable robots to construct verifiable controllers for following navigation and mobile manipulation instructions with open vocabulary referents and complex spatiotemporal constraints. In a novel environment, LIMP first constructs a 3D representation of the environment via SLAM, then leverages large language models to translate complex natural language instructions into temporal logic specifications with a novel composable syntax that enables referent disambiguation. Instruction referents are then detected and grounded using Visual Language Models (VLMs) and spatial reasoning. Finally, a task and motion plan is synthesized to progressively guide the robot through the subgoals required to satisfy the instruction, as shown in Figure 1. In summary, we make the following contributions: (1) A modular framework for translating expressive natural language instructions into temporal logic, grounding instruction referents, and executing the command via task and motion planning (TAMP). (2) A spatial grounding method for detecting and localizing open vocabulary objects with spatial constraints in 3D metric maps. (3) A TAMP algorithm that localizes regions of interest (goal/avoidance zones) and synthesizes constraint-satisfying motion plans to progressively solve long-horizon tasks.

2 Related Works

In this section, we briefly highlight the most relevant comparable works in the space of visual scene understanding, instruction following from natural language, and task and motion planning. We offer a more detailed literature review in our appendix A2.

Visual Scene Understanding: NLMap [10] presents a scene representation that grounds open-vocabulary language queries to spatial locations via pre-trained VLMs. While NLMap is suitable for handling complex descriptions of individual objects, it is fundamentally unable to handle instructions involving complex constraints between multiple objects since it does not capture object relationships. LIMP handles these more complicated instructions by using a novel spatial grounding

module to incorporate spatial relationships between objects, and leverages task and motion planners to satisfy these constraints.

Natural Language Instruction Following: Lang2LTL [16] is a multi-stage LLM-based approach that performs entity extraction and replacement to translate natural language instructions into a temporal logic expression. However, Lang2LTL relies on a prebuilt semantic map that grounds expression symbols, whereas our approach uses a novel scene representation that supports open-vocabulary language and generates the relevant landmarks based on the open-vocabulary instruction.

Task and Motion Planning: Action-Oriented Semantic Maps (AOSMs) [17] are a class of semantic maps that include additional models in space for where the robot can execute manipulation skills (represented as symbols), and are designed to work in conjunction with TAMP solvers for mobile manipulation domains. Our scene representation is similar to an AOSM since it captures spatial information about semantic objects of interest, and is compatible with TAMP solvers. However, once an AOSM is generated for a scene, there is only a closed-set of goals that can be planned for, whereas our approach can handle open-vocabulary task specifications.

3 Background

LIMP translates natural language instructions into temporal logic specifications for verifiable task and motion planning. Our approach is compatible with various specification languages and planning frameworks, however we choose Linear Temporal Logic (LTL) [18] to represent instructions due to its proven expressivity in representing a wide range of complex robot mission requirements [19]. LTL offers a rich and expressive syntax for defining the temporal properties of systems. Specifications consist of atomic propositions that reflect an aspect of a system’s state and the logical operators: negation (\neg), conjunction (\wedge), disjunction (\vee), implication (\rightarrow), in addition to temporal operators: next (\mathcal{X}), until (\mathcal{U}), globally (\mathcal{G}) and finally (\mathcal{F}). Despite its expressivity, LTL has seen limited use due to the expert knowledge required to construct specifications, however recent works have seen significant success removing this barrier by directly translating natural language into LTL [7, 20, 14, 21, 22, 23].

Behavior Verification: Expressing instructions as temporal logic specifications allows us to verify the correctness of generated plans a priori. However, instead of secondary explicit verification via approaches such as model checking, we follow conventional wisdom [24] and directly use specifications to synthesize plans that are *correct-by-construction* [25, 26].

4 Problem Definition

Given a natural language instruction l , our goal is to synthesize and sequence navigation and manipulation behaviors to produce a policy that satisfies the temporal and spatial constraints expressed in l . Spatial constraints determine the success of the task based on the sequence of poses the robot traversed during task execution, and temporal constraints determine the sequencing of spatial constraints as a function of task progression. We assume that a robot equipped with an RGBD camera has navigated around some space and captured a collection of images along with camera poses, with this data we build a metric map m (e.g: pointcloud, 3D voxelgrid) of the environment. This map defines the space of possible $SE(3)$ poses P and can be used to localize the robot (i.e: estimate $p_{robot} \in P$). Notably, unlike previous work that leverage temporal logics [16], we do not assume access to a semantic map with the locations of objects or predicates prespecified. Instead, we leverage two types of foundation models: a task-agnostic visual language model σ that given an image and text provides a bounding box/segmentation of the image based on the text, and an auto-regressive large language model ψ that samples likely language tokens based on a history of tokens.

Navigation: We formalize navigation as object-goal oriented continuous path planning problems, where the goal is to generate paths to a goal pose set $P_{goals} \subset P$ while staying in feasible regions ($P_{feasible} \subset P$) and avoiding infeasible regions ($P_{infeasible} = P_{feasible}^C$). Infeasible regions include environment obstacles as well as dynamically determined semantic regions that violate constraints in the instruction l .

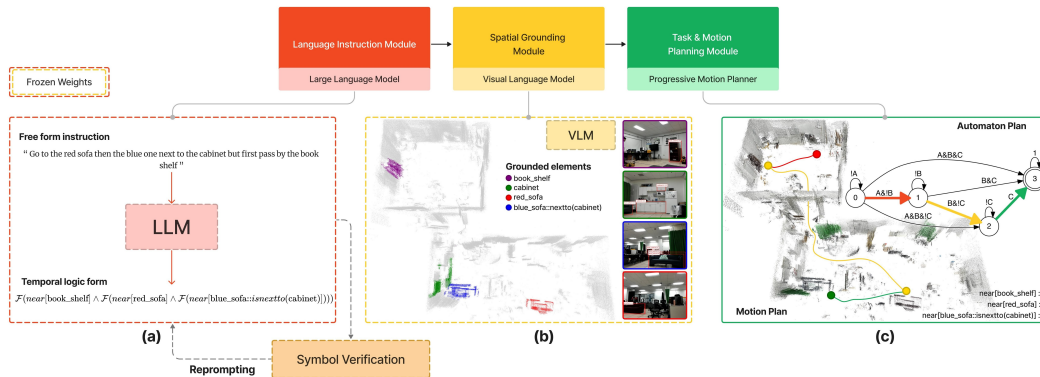


Figure 2: [A] LIMP translates natural language instructions into temporal logic expressions, where open-vocabulary referents are applied to predicates that correspond to robot skills—note the context-aware resolution of the phrase “blue one” to the referent “blue_sofa”. [B] Visual language models detect referents, while spatial reasoning disambiguates referent instances to generate a 3D semantic map that localizes instruction-specific referents. [C] Finally, the temporal logic expression is compiled into a finite-state machine, which a bi-level task and motion planner uses with dynamically-generated task progression semantic maps to progressively identify goals and constraints in the environment, and generate a plan that satisfies the high-level task specification.

Manipulation: We formalize interactive manipulation behaviours as options [27] parameterized by objects. Consider an object parameter θ that parameterizes an option $O_\theta = (I_\theta, \pi_\theta, \beta_\theta)$, the initiation set, policy, and termination condition are functions of both the robot pose P and θ . The initiation set I_θ denotes the global reference frame robot positions and object-centric attributes—such as object size—that determine if the option policy π_θ can be executed on the object θ . To execute a manipulation skill on an object, an object-goal navigation behavior must first be synthesized and executed to bring the robot into proximity with the object in question. Our formalism is capable of encoding a wide variety of long-horizon object-centric tasks, but for simplicity, we demonstrate our approach with two types of tasks: multi-object goal navigation and open vocabulary mobile pick-and-place [9, 28]. These tasks require navigation, picking, and placing robot behaviors.

5 Language Instruction Grounding for Motion Planning

LIMP interprets expressive natural language instructions and generates instruction-conditioned semantic maps that enable robots to verifiably solve long-horizon tasks with complex spatiotemporal constraints (Figure 2). Our approach has a modular structure consisting of a Language Instruction Module, a Spatial Grounding Module and a Task and Motion Planning Module. The first two modules utilize pretrained foundation models, while the third involves a task and motion planner for sequencing task subgoals and generating constraint-satisfying motion plans.

5.1 Language Instruction Module

In this module, we leverage a large language model ψ to translate a natural language instruction l into a linear temporal logic specification φ_l with a novel composable syntax that enables referent disambiguation. We achieve this with a two-stage in-context learning strategy, the first stage translates l into a conventional LTL formula ϕ_l where propositions refer to open-vocabulary objects. The second stage then takes as input l and ϕ_l to generate a new formula φ_l , with predicate functions that correspond to parameterized robot skills. We define three predicate functions: **near**, **pick** and **release** for the primitive navigation and manipulation skills (picking and placing) required for multi-object goal navigation and mobile pick-and-place. Predicate functions in φ_l are parameterized by Composable Referent Descriptors (CRDs), our novel propositional expressions that represent specific referent instances by chaining comparators that en-

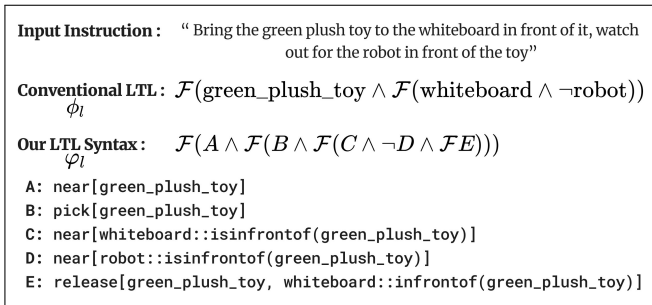


Figure 3: An instruction is first translated into a conventional LTL formula ϕ_l that loosely captures the desired temporal occurrence of referent objects, then into our LTL syntax φ_l with predicate functions that temporally chain required robot skills parameterized by composable referent descriptors.




Figure 4: [A] Our spatial grounding module leverages a VLM to detect all referent occurrences from prior observations of the environment. [B] We then obtain an initial semantic map with all detected referent instances by backprojecting pixels in segmented referent masks unto the 3D map. [C] We resolve each referent’s spatial comparators with respect to the origin coordinate frame of reference. [D] We finally filter out failing instances to obtain a Referent Semantic Map (RSM) that localizes the exact referent instances described in the instruction.

code descriptive spatial information. For example the statement “*the yellow cabinet above the fridge that is next to the stove*”, can be represented with the composable referent descriptor below:

$$\text{yellow_cabinet} :: \text{isabove}(\text{fridge} :: \text{isnextto}(\text{stove})) \quad (1)$$

which specifies that there is a fridge that is next to a stove, and the specific yellow cabinet we desire is above that fridge. CRDs are constructed from a set of 3D spatial comparators [29] defined in our prompting strategy. It is important to note that unlike recent works [9, 30], instructions do not require any specific phrasing syntax nor specific keywords and may feature arbitrary complexity and ambiguity. The LLM ψ directly samples the entire LTL formula φ_l with predicate functions parameterized by composable referent descriptors with appropriate spatial comparators based on the context of the instruction. Figure 3 presents an example highlighting the result of our two-stage prompting strategy. See appendix section A3 for further details.

LLM Verification: Verifying the LTL formula φ_l sampled from the LLM is vital as errors in referent extraction and temporal task structure implied by the sampled formula adversely affect accurate instruction following. To that end, the symbol verification node highlighted in Figure 2 leverages the unique properties of LTL to provide high-level human-in-the-loop verification for the extracted instruction referents and temporal task structure. Recent work [31] has addressed providing ISO 61508 [32] standard safety guarantees in robot task execution by translating descriptions of safety constraints from natural language to LTL formulas which are verified to be correct by human experts and used to enforce robot behavior. Similarly, we rely on human checking to verify that the translated formula φ_l is correct, the symbol verification node implements an interactive dialog system that presents users with the extracted referent CRDs in the LTL formula as well as the implied task structure and reprompts the LLM based on corrective statements of the user to obtain new formulas. Unlike [31] we improve readability and relax the need for experts by directly translating the task structure—encoded in the sequence of state-machine transition expressions that must hold to progressively solve the task—back into English statements via a simple deterministic translation scheme. In our experiments (Table 1 & 2), we find that even without this human verification and reprompting step, the initial formulas sampled by our language understanding module impressively encodes the correct referents and implied temporal task structure. See appendix section A3.1 for further details.

5.2 Spatial Grounding Module

The spatial grounding module detects and localizes specific instances of objects referenced in a given instruction. To achieve this we extract composable referent descriptors from translated LTL formulae and leverage visual language models [33, 34] to detect and generate segmentation masks of all referent occurrences from the robot’s prior observations of the environment. We then backproject pixels in these masks unto our 3D map to obtain an initial semantic map that localizes all instruction object instances. In the example from Figure 3, all occurrences of *green_plush_toy*, *whiteboard* and *robot* are detected, segmented and backprojected unto the map as shown in Figure 4[a&b].

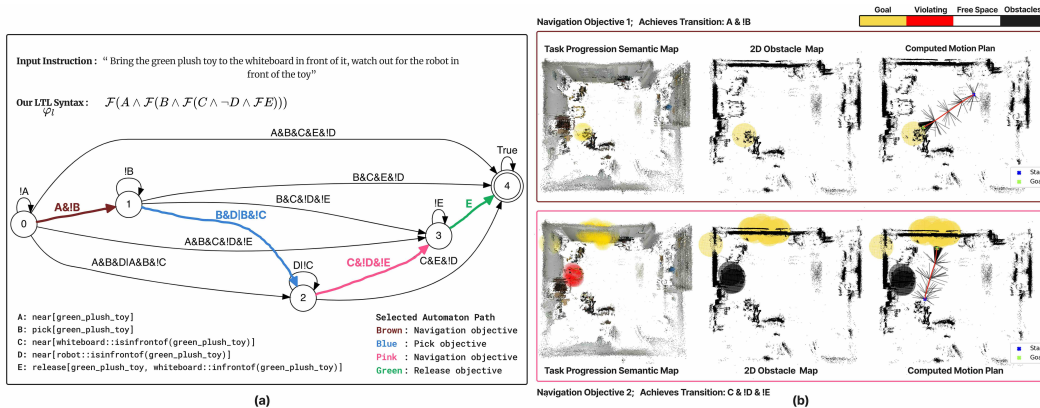


Figure 5: [A] A given instruction translated into our LTL syntax φ_1 can be compiled into an equivalent finite-state automaton that captures the temporal constraints of the task. We select a path through this automaton with a strategy that incrementally selects the next progression state from the initial state to the accepting state. We then execute manipulation options and navigation behaviors as required by this high-level task plan. [B] To execute navigation objectives we generate a task progression semantic map (TPSM) that augments the environment with state transition constraints, localizing goal (yellow) and avoidance (red) regions. We convert generated TPSMs into 2D obstacle maps for constraint-aware continuous path planning.

We filter detected occurrences of referents to obtain the specific object instances described in the given instruction by resolving the 3D spatial comparators captured in each referent’s CRD, recall that CRDs are propositional expressions and can be evaluated as true or false. We define eight (8) spatial comparators (*isbetween*, *isabove*, *isbelow*, *isleftof*, *isrightof*, *isnextto*, *isinfrontof*, *isbehind*) to reason about the spatial relationships between referents based on their backprojected 3D positions. Since all backprojected positions are relative to an origin coordinate system, our spatial comparators are resolved from the perspective of this origin position as shown in Figure 4[c]. This type of Relative frame of reference (FoR) when describing spatial relationships between objects, in contrast to an Absolute or Intrinsic FoR, is dominant in English [35], hence a logical choice in our work. For each detected referent, the backprojected 3D position of its center mask pixel is used as its representative position and we resolve a given referent with a spatial description by applying the appropriate spatial comparator to all detected pairs of the desired referent and comparison landmark objects. This filtering process yields a Referent Semantic Map (RSM) that localizes specific object instances described in the original instruction as shown in Figure 4[d]. See appendix section A4 for further details.

VLM Verification: Potential misclassifications from object detector VLMs is the main source of error in this module. We do not address interactively correcting VLM misclassifications as that is out of the scope of this work, however we provide 3D visualizations tools that enable end users to visually inspect and verify that constructed referent semantic maps localized referents correctly.

5.3 Task and Motion Planning Module

Finally, our TAMP module synthesizes and sequences navigation and manipulation behaviors to produce a plan that satisfies the temporal and spatial constraints expressed in the given instruction.

Progressive Motion Planner: Our TAMP algorithm (Alg. 1) first compiles an LTL formula with parameterized robot skills into an equivalent finite-state automaton (Figure 5[a]), which can be used to generate a plan that is guaranteed to be *correct-by-construction*. We select a path that traverses this automaton from its initial state to its accepting state, this is a high-level task plan that interleaves the navigation and manipulation objectives required for satisfying the instruction. We implement a simple strategy that incrementally selects the next progression state from the initial state until the final accepting state is reached, ensuring the generated plan faithfully obeys all temporal subgoal objectives. As shown in Figure 5[a] each progressive automaton state is connected by transition edges that represent the logical expression that must hold for the transition to occur. Our algorithm performs the required low-level behavior to achieve each transition, for manipulation objective subgoals, we execute the appropriate parameterized skill. For navigation objective subgoals, we dynamically generate Task Progression Semantic Maps (TPSM) that localize goal and constraint regions in the environment and perform continuous path planning using the Fast Marching Tree algorithm (FMT*) [36].

Table 1: Performance comparison of one-shot instruction understanding and spatial resolution.

Approach	Referent Resolution Accuracy (Average WER) ↓	Avoidance Constraint Resolution Accuracy (Average WER) ↓	Spatial Relationship Resolution Accuracy (Average WER) ↓
NLMap-Saycan	0.09	0.12	0.05
Code-as-policies	0.22	0.24	0.06
Limp Single Stage Prompting	0.09	0.11	0.05
Limp Two Stage Prompting [Random Embedding]	0.08	0.11	0.03
Limp Two Stage Prompting [Similar Embedding]	0.07	0.04	0.03

Table 2: Performance comparison of one-shot temporal alignment and plan success rate.

Approach	Temporal Alignment Accuracy (% of instructions) ↑					Planning Success Rate (% of instructions) ↑				
	NLMD	NLMC	OKRB	CT	CST	NLMD	NLMC	OKRB	CT	CST
NLMap-Saycan	88%	96%	100%	32%	41%	75%	96%	100%	35%	38%
Code-as-policies	58%	68%	100%	35%	38%	46%	68%	100%	38%	38%
Limp Single Stage Prompting	79%	64%	100%	68%	74%	63%	60%	100%	62%	62%
Limp Two Stage Prompting [Random Embedding]	83%	68%	100%	76%	85%	79%	68%	100%	57%	72%
Limp Two Stage Prompting [Similar Embedding]	88%	80%	100%	76%	92%	79%	76%	100%	65%	79%

Task Progression Semantic Maps: A TPSM (Alg.2) augments a 3D scene with the navigation constraints specified by logical state transition expressions, enabling a robot to perform goal-directed and constraint-aware navigation. Segmented regions of interest captured in a TPSM can be arbitrarily large via a nearness threshold (in meters) that defines what it means to be at or close to an object. This parameter can be specified as a high-level parameter or included in the language instruction module’s prompting strategy, such that an LLM infers what value to use based on the given instruction. Goal regions captured in a generated TPSM along with object-centric constraints, such as object shape and size, form the initiation set for manipulation options. Similar to our spatial grounding module, TPSMs are agnostic to temporal logic task representations and can be used out of the box with a variety of planning approaches to localise regions of interest and enable semantic constraint aware motion planning. We primarily evaluate our approach on a ground mobile robot, hence we transform 3D TPSMs into 2D geometric obstacle maps, where constraint regions are also treated as obstacle regions (Figure 5[b]). Our approach however, is robot agnostic and allows for direct planning in 3D TPSMs for appropriate embodiments, such as drones.

6 Experimental Evaluation

Our evaluations test the hypothesis that our system for translating natural language instructions into LTL expressions and dynamically generating semantic maps enables robots to accurately interpret and execute instructions in large-scale environments without prior training in said environments. We focus on three key questions: (1) Can our language module interpret complex ambiguous natural language instructions? (2) Can our spatial grounding module resolve specific object instances described in instructions? (3) Can our TAMP algorithm generate constraint-satisfying plans?

To answer these questions, we compare LIMP with baseline implementations of an LLM task planner (NLMap-Saycan) [10] and an LLM code-writing planner (Code-as-policies) [12], representing state-of-the-art approaches for language-conditioned open ended robot task execution. Both baselines use the same underlying LLM (gpt-4-0613), prompting structure, and in-context learning examples as our language understanding module. For the code-as-policies planner, in-context examples are converted into language model-generated program (LMP) snippets [12]. To ensure competitive performance, we integrate our CRD syntax, spatial grounding module and low-level robot control into these baselines, allowing them to query object positions, use our FMT* path planner, and execute manipulation options. We also evaluate ablations of our two-stage language understanding module, due to the prominence of language understanding on instruction following. In our

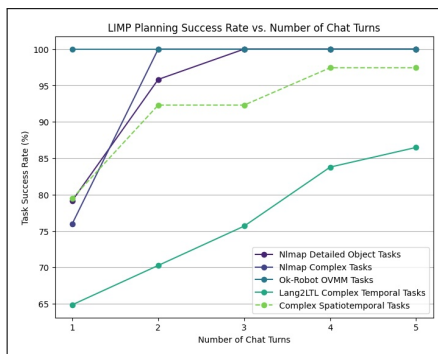


Figure 6: Our interactive reprompting strategy implemented in the symbol verification node regenerates corrective formulas that improve plan success rates with minimal chat turns.

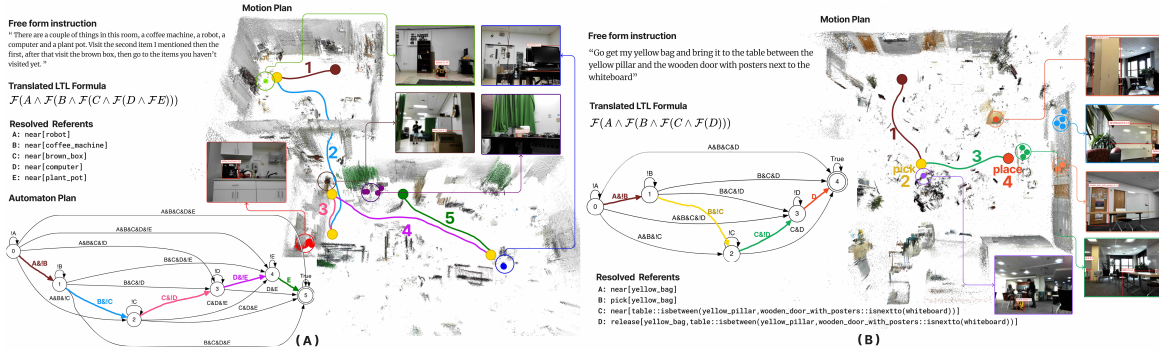


Figure 7: [A] Sample generated plan for a multi object-goal navigation task. [B] Sample generated plan for a mobile pick-and-place task.

complete approach, the first stage samples a conventional LTL formula ϕ_l from an instruction l by dynamically selecting relevant in-context examples from a standard dataset [14] of natural language and LTL pairs based on cosine similarity. Our first ablation selects in-context examples randomly, and our second ablation skips this stage entirely, directly sampling our LTL syntax with parameterized robot skills φ_l .

We perform a large-scale evaluation on 150 instructions across five real-world environments. The taskset includes 24 tasks with fine-grained object descriptions (NLMD) from [10], 25 tasks with complex language (NLMC) from [10], 25 tasks with simple structured phrasing (OKRB) from [11], 37 tasks with complex temporal structures (CT) from [16], and an additional 39 tasks with descriptive spatial constraints and temporal structures (CST). To evaluate instruction understanding, we introduce the following performance metrics: **Referent resolution accuracy**, **Avoidance constraint resolution accuracy**, and **Spatial relationship resolution accuracy**. These metrics use the popular word error rate metric (WER) to measure alignment with the ground-truth. Additionally, we define **Temporal alignment accuracy** and **Planning success rate** metrics. A plan is temporally aligned if the sequence of subgoal objectives matches the instructor’s intention, and it is deemed successful if it satisfies all spatial and temporal constraints specified in the instruction. Achieving a high plan success rate requires accurate referent and avoidance constraint resolution, spatial grounding, and temporal alignment. We report the average word error rates for each baseline in Table 1 and the percentage of successful plans and temporally accurate plans in Table 2. In addition to the verification benefits of symbolic planning, LIMP outperforms baselines in most tasksets, especially in complex temporal planning and constraint avoidance. We observe that LLM and code-writing planners generate sequential subgoals effectively, but struggle with temporal constraint adherence. In contrast, our approach ensures each robot step adheres to constraints while achieving subgoals. Additional qualitative results are shown in Figure 7, and robot demonstrations are available on our [project website](#).

7 Limitations and Conclusion

Our study revealed several limitations that merit discussion. LIMP is able to interpret non-finite instructions into LTL formulas however our planner is only able to process co-safe formulas, which are limited to finite sequences. The accuracy of spatial grounding is dependent on VLM object recognition and depth sensing, with any deficiencies affecting performance. LIMP assumes a consistent environment between mapping and execution, making our approach non-reactive to dynamic changes. Addressing this with editable scene representations is a future goal. Moreover, while our Progressive Motion Planning algorithm is complete, it does not provide any optimality guarantees, future work will focus on enhancing planning efficiency.

Foundation models have the potential to drive the next generation of generally capable robots. Our results suggest leveraging these models for their strengths (LLMs for language, VLMs for vision) in combination with proven approaches for safety, explainability, and verifiable behavior synthesis. This approach for using foundation models in robotics is vital to improve safety and trust in robots that will have to work with and for humans.

References

- [1] Y. Hu, Q. Xie, V. Jain, J. Francis, J. Patrikar, N. Keetha, S. Kim, Y. Xie, T. Zhang, Z. Zhao, et al. Toward general-purpose robots via foundation models: A survey and meta-analysis. *arXiv preprint arXiv:2312.08782*, 2023.
- [2] R. Firoozi, J. Tucker, S. Tian, A. Majumdar, J. Sun, W. Liu, Y. Zhu, S. Song, A. Kapoor, K. Hausman, et al. Foundation models in robotics: Applications, challenges, and the future. *arXiv preprint arXiv:2312.07843*, 2023.
- [3] S. Y. Gadre, M. Wortsman, G. Ilharco, L. Schmidt, and S. Song. Cows on pasture: Baselines and benchmarks for language-driven zero-shot object navigation. In *Proceedings of the IEEE/CVF Conference on Computer Vision and Pattern Recognition*, pages 23171–23181, 2023.
- [4] D. Shah, B. Osiński, S. Levine, et al. Lm-nav: Robotic navigation with large pre-trained models of language, vision, and action. In *Conference on Robot Learning*, pages 492–504. PMLR, 2023.
- [5] C. Huang, O. Mees, A. Zeng, and W. Burgard. Visual language maps for robot navigation. In *2023 IEEE International Conference on Robotics and Automation (ICRA)*, pages 10608–10615. IEEE, 2023.
- [6] C. Huang, O. Mees, A. Zeng, and W. Burgard. Audio visual language maps for robot navigation. *arXiv preprint arXiv:2303.07522*, 2023.
- [7] J. X. Liu, Z. Yang, I. Idrees, S. Liang, B. Schornstein, S. Tellex, and A. Shah. Grounding complex natural language commands for temporal tasks in unseen environments. In *Conference on Robot Learning*, pages 1084–1110. PMLR, 2023.
- [8] P. Anderson, A. Chang, D. S. Chaplot, A. Dosovitskiy, S. Gupta, V. Koltun, J. Kosecka, J. Malik, R. Mottaghi, M. Savva, et al. On evaluation of embodied navigation agents. *arXiv preprint arXiv:1807.06757*, 2018.
- [9] S. Yenamandra, A. Ramachandran, K. Yadav, A. Wang, M. Khanna, T. Gervet, T.-Y. Yang, V. Jain, A. W. Clegg, J. Turner, et al. Homerobot: Open-vocabulary mobile manipulation. *arXiv preprint arXiv:2306.11565*, 2023.
- [10] B. Chen, F. Xia, B. Ichter, K. Rao, K. Gopalakrishnan, M. S. Ryoo, A. Stone, and D. Kappler. Open-vocabulary queryable scene representations for real world planning. In *2023 IEEE International Conference on Robotics and Automation (ICRA)*, pages 11509–11522. IEEE, 2023.
- [11] P. Liu, Y. Orru, C. Paxton, N. M. M. Shafiullah, and L. Pinto. Ok-robot: What really matters in integrating open-knowledge models for robotics. *arXiv preprint arXiv:2401.12202*, 2024.
- [12] J. Liang, W. Huang, F. Xia, P. Xu, K. Hausman, B. Ichter, P. Florence, and A. Zeng. Code as policies: Language model programs for embodied control. In *2023 IEEE International Conference on Robotics and Automation (ICRA)*, pages 9493–9500. IEEE, 2023.
- [13] E. A. Emerson. Temporal and modal logic. In *Formal Models and Semantics*, pages 995–1072. Elsevier, 1990.
- [14] J. Pan, G. Chou, and D. Berenson. Data-efficient learning of natural language to linear temporal logic translators for robot task specification. *arXiv preprint arXiv:2303.08006*, 2023.
- [15] B. Quartey, A. Shah, and G. Konidaris. Exploiting contextual structure to generate useful auxiliary tasks. *arXiv preprint arXiv:2303.05038*, 2023.

- [16] J. X. Liu, Z. Yang, I. Idrees, S. Liang, B. Schornstein, S. Tellex, and A. Shah. Lang2tl: Translating natural language commands to temporal robot task specification. *arXiv preprint arXiv:2302.11649*, 2023.
- [17] E. Rosen, S. James, S. Orozco, V. Gupta, M. Merlin, S. Tellex, and G. Konidaris. Synthesizing navigation abstractions for planning with portable manipulation skills. In *Conference on Robot Learning*, pages 2278–2287. PMLR, 2023.
- [18] A. Pnueli. The temporal logic of programs. In *Proceedings of the 18th Annual Symposium on Foundations of Computer Science, SFCS '77*, page 46–57. IEEE Computer Society, 1977.
- [19] C. Menghi, C. Tsigkanos, P. Pelliccione, C. Ghezzi, and T. Berger. Specification patterns for robotic missions. *IEEE Transactions on Software Engineering*, 47(10):2208–2224, 2019.
- [20] M. Berg, D. Bayazit, R. Mathew, A. Rotter-Abouyou, E. Pavlick, and S. Tellex. Grounding language to landmarks in arbitrary outdoor environments. In *2020 IEEE International Conference on Robotics and Automation (ICRA)*, pages 208–215. IEEE, 2020.
- [21] M. Cosler, C. Hahn, D. Mendoza, F. Schmitt, and C. Trippel. nl2spec: Interactively translating unstructured natural language to temporal logics with large language models. *arXiv preprint arXiv:2303.04864*, 2023.
- [22] F. Fuggitti and T. Chakraborti. NI2tl—a python package for converting natural language (nl) instructions to linear temporal logic (ltl) formulas. In *AAAI Conference on Artificial Intelligence*, 2023.
- [23] Y. Chen, R. Gandhi, Y. Zhang, and C. Fan. NI2tl: Transforming natural languages to temporal logics using large language models. *arXiv preprint arXiv:2305.07766*, 2023.
- [24] M. Y. Vardi. An automata-theoretic approach to linear temporal logic. *Logics for concurrency: structure versus automata*, pages 238–266, 2005.
- [25] H. Kress-Gazit, G. E. Fainekos, and G. J. Pappas. Temporal-logic-based reactive mission and motion planning. *IEEE Transactions on Robotics*, 25(6):1370–1381, 2009. doi:10.1109/TRO.2009.2030225.
- [26] M. Colledanchise, R. M. Murray, and P. Ögren. Synthesis of correct-by-construction behavior trees. In *2017 IEEE/RSJ International Conference on Intelligent Robots and Systems (IROS)*, pages 6039–6046, 2017. doi:10.1109/IROS.2017.8206502.
- [27] R. S. Sutton, D. Precup, and S. Singh. Between mdps and semi-mdps: A framework for temporal abstraction in reinforcement learning. *Artificial intelligence*, 112(1-2):181–211, 1999.
- [28] N. Yokoyama, A. W. Clegg, E. Undersander, S. Ha, D. Batra, and A. Rai. Adaptive skill coordination for robotic mobile manipulation. *arXiv preprint arXiv:2304.00410*, 2023.
- [29] K. M. Jatavallabhula, A. Kuwajerwala, Q. Gu, M. Omama, T. Chen, S. Li, G. Iyer, S. Saryazdi, N. Keetha, A. Tewari, et al. Conceptfusion: Open-set multimodal 3d mapping. *arXiv preprint arXiv:2302.07241*, 2023.
- [30] P. Liu, Y. Orru, C. Paxton, N. M. M. Shafiullah, and L. Pinto. Ok-robot: What really matters in integrating open-knowledge models for robotics. *arXiv preprint arXiv:2401.12202*, 2024.
- [31] Z. Yang, S. S. Raman, A. Shah, and S. Tellex. Plug in the safety chip: Enforcing constraints for llm-driven robot agents. *arXiv preprint arXiv:2309.09919*, 2023.
- [32] I. E. Commission et al. Functional safety of electrical/electronic/programmable electronic safety related systems. *IEC 61508*, 2000.

- [33] M. Minderer, A. Gritsenko, A. Stone, M. Neumann, D. Weissenborn, A. Dosovitskiy, A. Mahendran, A. Arnab, M. Dehghani, Z. Shen, et al. Simple open-vocabulary object detection with vision transformers. *arXiv preprint arXiv:2205.06230*.
- [34] A. Kirillov, E. Mintun, N. Ravi, H. Mao, C. Rolland, L. Gustafson, T. Xiao, S. Whitehead, A. C. Berg, W.-Y. Lo, et al. Segment anything. *arXiv preprint arXiv:2304.02643*, 2023.
- [35] A. Majid, M. Bowerman, S. Kita, D. B. Haun, and S. C. Levinson. Can language restructure cognition? the case for space. *Trends in cognitive sciences*, 8(3):108–114, 2004.
- [36] L. Janson, E. Schmerling, A. Clark, and M. Pavone. Fast marching tree: A fast marching sampling-based method for optimal motion planning in many dimensions. *The International journal of robotics research*, 34(7):883–921, 2015.
- [37] S. Tellex, N. Gopalan, H. Kress-Gazit, and C. Matuszek. Robots that use language. *Annual Review of Control, Robotics, and Autonomous Systems*, 3:25–55, 2020.
- [38] V. Blukis, R. A. Knepper, and Y. Artzi. Few-shot object grounding and mapping for natural language robot instruction following. *arXiv preprint arXiv:2011.07384*, 2020.
- [39] R. Patel, R. Pavlick, and S. Tellex. Learning to ground language to temporal logical form. In *NAACL*, 2019.
- [40] C. Wang, C. Ross, Y.-L. Kuo, B. Katz, and A. Barbu. Learning a natural-language to ltl executable semantic parser for grounded robotics. In *Conference on Robot Learning*, pages 1706–1718. PMLR, 2021.
- [41] K. Zheng, D. Bayazit, R. Mathew, E. Pavlick, and S. Tellex. Spatial language understanding for object search in partially observed city-scale environments. In *2021 30th IEEE International Conference on Robot & Human Interactive Communication (RO-MAN)*, pages 315–322. IEEE, 2021.
- [42] X. Wang, W. Wang, J. Shao, and Y. Yang. Lana: A language-capable navigator for instruction following and generation. *arXiv preprint arXiv:2303.08409*, 2023.
- [43] S.-M. Park and Y.-G. Kim. Visual language navigation: A survey and open challenges. *Artificial Intelligence Review*, 56(1):365–427, 2023.
- [44] B. Chen, F. Xia, B. Ichter, K. Rao, K. Gopalakrishnan, M. S. Ryoo, A. Stone, and D. Kappler. Open-vocabulary queryable scene representations for real world planning. *arXiv preprint arXiv:2209.09874*, 2022.
- [45] B. Yu, H. Kasaei, and M. Cao. L3mvn: Leveraging large language models for visual target navigation. *arXiv preprint arXiv:2304.05501*, 2023.
- [46] C. H. Song, J. Wu, C. Washington, B. M. Sadler, W.-L. Chao, and Y. Su. Llm-planner: Few-shot grounded planning for embodied agents with large language models. *arXiv preprint arXiv:2212.04088*, 2022.
- [47] C. Huang, O. Mees, A. Zeng, and W. Burgard. Visual language maps for robot navigation. *arXiv preprint arXiv:2210.05714*, 2022.
- [48] J. Liang, W. Huang, F. Xia, P. Xu, K. Hausman, B. Ichter, P. Florence, and A. Zeng. Code as policies: Language model programs for embodied control. *arXiv preprint arXiv:2209.07753*, 2022.
- [49] E. Hsiung, H. Mehta, J. Chu, X. Liu, R. Patel, S. Tellex, and G. Konidaris. Generalizing to new domains by mapping natural language to lifted ltl. In *2022 International Conference on Robotics and Automation (ICRA)*, pages 3624–3630. IEEE, 2022.

- [50] W. Huang, C. Wang, R. Zhang, Y. Li, J. Wu, and L. Fei-Fei. Voxposer: Composable 3d value maps for robotic manipulation with language models. *arXiv preprint arXiv:2307.05973*, 2023.
- [51] K. Rana, J. Haviland, S. Garg, J. Abou-Chakra, I. Reid, and N. Suenderhauf. Sayplan: Grounding large language models using 3d scene graphs for scalable robot task planning. In *7th Annual Conference on Robot Learning*, 2023.
- [52] R.-Z. Qiu, Y. Hu, G. Yang, Y. Song, Y. Fu, J. Ye, J. Mu, R. Yang, N. Atanasov, S. Scherer, et al. Learning generalizable feature fields for mobile manipulation. *arXiv preprint arXiv:2403.07563*, 2024.
- [53] I. Kostavelis and A. Gasteratos. Semantic mapping for mobile robotics tasks: A survey. *Robotics and Autonomous Systems*, 66:86–103, 2015.
- [54] J. Crespo, J. C. Castillo, O. M. Mozos, and R. Barber. Semantic information for robot navigation: A survey. *Applied Sciences*, 10(2):497, 2020.
- [55] A. Pronobis. *Semantic mapping with mobile robots*. PhD thesis, KTH Royal Institute of Technology, 2011.
- [56] R. E. Fikes and N. J. Nilsson. Strips: A new approach to the application of theorem proving to problem solving. *Artificial intelligence*, 2(3-4):189–208, 1971.
- [57] C. R. Garrett, R. Chitnis, R. Holladay, B. Kim, T. Silver, L. P. Kaelbling, and T. Lozano-Pérez. Integrated task and motion planning. *Annual review of control, robotics, and autonomous systems*, 4:265–293, 2021.
- [58] C. R. Garrett, T. Lozano-Pérez, and L. P. Kaelbling. Pddlstream: Integrating symbolic planners and blackbox samplers via optimistic adaptive planning. In *Proceedings of the International Conference on Automated Planning and Scheduling*, volume 30, pages 440–448, 2020.
- [59] R. Holladay, T. Lozano-Pérez, and A. Rodriguez. Planning for multi-stage forceful manipulation. In *2021 IEEE International Conference on Robotics and Automation (ICRA)*, pages 6556–6562. IEEE, 2021.

Verifiably Following Complex Robot Instructions with Foundation Models

Supplementary Materials

Contents

A1 Appendix Summary	14
A2 Extended Related Works	14
A2.1 Foundation Models in Robotics	14
A2.2 Planning Models in Robotics	15
A3 Language Instruction Module	15
A3.1 Interactive Symbol Verification	17
A4 Spatial Grounding Module	17
A4.1 3D Spatial Comparators	18
A5 Task and Motion Planning Module	18
A5.1 Algorithm Pseudocode	19
A6 Robot Skills	19
A7 Evaluation and Baseline Details	20
A7.1 NLMap-Saycan Implementation Prompt	21
A7.2 Code-as-Policies Implementation Prompt	22
A7.3 Instruction set	22

A1 Appendix Summary

These sections presents additional details on our approach for leveraging foundation models and temporal logics to verifiably follow expressive natural language instructions with complex spatiotemporal constraints without prebuilt semantic maps. We encourage readers to visit our website robotlimp.github.io for project summary and demonstration videos.

A2 Extended Related Works

A2.1 Foundation Models in Robotics

Grounding language referents to entities and actions in the world [37, 38, 39, 40] is challenging in part due to the fact that complex perceptual and behavioral meaning can be constructed from the composition of a wide-range of open-vocabulary components[41, 20, 21, 42, 38]. To address this problem, foundation models have recently garnered interest as an approach for generating perceptual representations that are aligned with language [43, 4, 44, 45, 46, 47]. Because there are an ever-expanding number of ways foundation models are being leveraged for instruction following in robotics (e.g: generating plans [47], code [48], etc.), we focus our review on the most related approaches in two relevant application areas : 1) generating natural language queryable scene representations and 2) generating robot plans for following natural language instruction[16, 49].

Visual scene understanding: The most similar approach for visual scene understanding to ours is NLMap [10], a scene representation that affords grounding open-vocabulary language queries to spatial locations via pre-trained visual language models. Given a sequence of calibrated RGB-D camera images and pre-trained visual-language models, NLMap supports language-queries by 1) segmenting out the most likely objects in the 2D RGB images based on the language queries, and 2) estimating the most likely 3D positions via back-projection of the 2D segmentation masks using the depth data and camera pose. While NLMap is suitable for handling complex descriptions of individual objects (e.g: “green plush toy“), it is fundamentally unable to handle instructions involving complex constraints between multiple objects since it has no way to account for object-object relationships (e.g: “the green plush toy that is between the toy box and door“). LIMP handles these more complicated language instructions by using a novel spatial grounding module to easily incorporate a wide-variety of complex spatial relationships between objects. In addition, our scene representation is compatible with both LLM planners as well as TAMP solvers, whereas NLMap is only compatible with LLM planners.

While NLMap is the most relevant approach to ours, there are other approaches for visual scene understanding and task planning with foundation models which are worth highlighting. VoxPoser [50] leverages the abilities of LLMs to identify affordances and write code for manipulation tasks, along with VLMs complementary abilities to identify open-vocabulary entities in the environment. SayPlan [51] integrates 3D scene graphs with LLM-based planners to bridge the gap between complex, heirarchical scene representations and scalable task planning with open-ended task specifications. Generalizable Feature Fields (GeFF) [52] use an implicit scene representation to support open-world manipulation and navigation via an extension of Neural Radiance Fields (NeRFs) and feature distillation in NeRFs. OK-Robot [30] adopts a system-first approach to solving structured mobile pick-and-place tasks with foundation models by offering an integrated solution to object detection, mapping, navigation and grasp generation. While these methods are related, none of them have all the features of LIMP: 1) Explicit support for both LLM-based planning and off-the-shelf task and motion planning approaches, 2) Verifiable representations for following complex natural language instructions in mobile manipulation domains that involve object-object relationships, and 3) The ability to dynamically generate task-relevant state abstractions (semantic maps) for individual instructions.

Language instruction for robots: Our approach to handling complex natural language instructions involves translating the command into a temporal logic expression. This problem framing allows us to leverage state-of-the-art techniques from machine translation, such as instruction-tuned large

language models. Most similar to our approach in this regard is [16], which uses a multi-stage LLM-based approach and finetuning to perform entity-extraction and replacement to translate natural language instructions into temporal logic expressions. However, [16] relies on a prebuilt semantic map that grounds expression symbols, limiting the scope of instructions it can operate since landmarks are predetermined. Instead, our approach interfaces with a novel scene representation that supports open-vocabulary language and generates the relevant landmarks based on the open-vocabulary instruction. Additionally, the symbols in our temporal logic translation correspond to parameterized task relevant robot skills as opposed to propositions of referent entities extracted from instructions.

A2.2 Planning Models in Robotics

Semantic Maps: Semantic maps [53] are a class of scene representations that capture semantic (and typically geometric) information about the world, and can be used in conjunction with planners to generate certain types of complex robot behavior like collision-free navigation with spatial constraints [54, 55]. However, leveraging semantic maps for task planning with mobile manipulators has been challenging since the modeling information needed may highly depend on the robot’s particular skills and embodiment. [17] recently proposed Action-Oriented Semantic Maps (AOSMs), which are a class of semantic maps that include additional models of the regions of space where the robot can execute manipulation skills (represented as symbols). [17] demonstrated that AOSMs can be used as a state representation that supports TAMP solvers in mobile manipulation domains. Our scene representation is similar to an AOSM since it captures spatial information about semantic regions of interest, and is compatible with TAMP solvers, but largely differs in that AOSMs require learning via online interaction with the scene. Instead, our approach leverages foundation models and requires no online learning. Also, once an AOSM is generated for a scene, there is only a closed-set of goals that can be planned for, whereas our approach can handle open-vocabulary task specifications.

Task and Motion Planning: Task and Motion planning approaches are hierarchical planning methods that involve high-level task planning (with a discrete state space) [56] and low-level motion planning (with a continuous state space) [57]. The low-level motion planning problem involves generating paths to goal sets through continuous spaces (e.g: configuration space, cartesian space) with constraints on infeasible regions. When the constraints and dynamics can change, it is referred to as multi-modal motion planning, which naturally induces a high-level planning problem that involves choosing which sequence of modes to plan through, and a low-level planning problem that involves moving through a particular mode. Finding high-level plan skeletons and satisfying low-level assignment values for parameters to achieve goals is a challenging bi-level planning problem[57]. LIMP contains sufficient information to produce a problem and domain description augmented with geometric information for bi-level TAMP solvers like [58, 59].

A3 Language Instruction Module

We implement a two-stage prompting strategy in our language instruction module to translate natural language instructions into LTL specifications. The first stage translates a given instruction into a conventional LTL formula, where propositions refer to open-vocabulary objects. For any given instruction, we dynamically generate K in-context translation examples from a standard dataset [14] of natural language and LTL pairs, based on cosine similarity with the given instruction. Here is the exact text prompt used:

```

1 You are a LLM that understands operators involved with Linear Temporal Logic (LTL), such as F,
  G, U, &, |, ~, etc. Your goal is translate language input to LTL output.
2 Input:<generated_example_instruction>
3 Output:<generated_example_LTL>
4 ...
5 Input:<given_instruction>
6 Output:

```

Listing 1: Base prompt used to obtain a conventional LTL formula from a natural language query

The second stage takes the given instruction and the LTL response from the first stage as input to generate a new LTL formula with predicate functions that correspond to parameterized robot skills. Skill parameters are instruction referent objects expressed in our novel Composable Referent Descriptor (CRD) syntax. CRDs enable referent disambiguation by chaining comparators that encode descriptive spatial information. We define eight spatial comparators and provide their descriptions as part of the second stage prompt. We find that LLMs conditioned on this information and a few examples are able to translate arbitrarily complex instructions with appropriate comparator choices. Here is the exact prompt used:

```

1 You are an LLM for robot planning that understands operators involved with Linear Temporal
  Logic (LTL), such as F, G, U, &, |, ~, etc. You have a finite set of robot predicates
  and spatial predicates, given a language instruction and an LTL formula that represents
  the given instruction, your goal is to translate the ltl formula into one that uses
  appropriate composition of robot and spatial predicates in place of propositions with
  relevant details from original instruction as arguments.
2 Robot predicate set (near,pick,release).
3 Usage:
4 near[referent_1]:returns true if the desired spatial relationship is for robot to be near
  referent_1.
5 pick[referent_1]:can only execute picking skill on referent_1 and return True when near[
  referent_1].
6 release[referent_1,referent_2]:can only execute release skill on referent_1 and return True
  when near[referent_2].
7 Spatial predicate set (isbetween,isabove,isbelow,isleftof,isrightof,isnextto,isinfrontof,
  isbehind).
8 Usage:
9 referent_1::isbetween(referent_2,referent_3):returns true if referent_1 is between referent_2
  and referent_3.
10 referent_1::isabove(referent_2):returns True if referent_1 is above referent_2.
11 referent_1::isbelow(referent_2):returns True if referent_1 is below referent_2.
12 referent_1::isleftof(referent_2):returns True if referent_1 is left of referent_2.
13 referent_1::isrightof(referent_2):returns True if referent_1 is right of referent_2.
14 referent_1::isnextto(referent_2):returns True if referent_1 is close to referent_2.
15 referent_1::isinfrontof(referent_2):returns True if referent_1 is in front of referent_2.
16 referent_1::isbehind(referent_2):returns True if referent_1 is behind referent_2.
17 Rules:
18 Strictly only use the finite set of robot and spatial predicates!
19 Strictly stick to the usage format!
20 Compose spatial predicates where necessary!
21 You are allowed to modify the structure of Input_ltl for the final Output if it does not match
  the intended Input_instruction!
22 You should strictly only stick to mentioned objects, however you are allowed to propose and
  include plausible objects if and only if not mentioned in instruction but required based
  on context of instruction!
23 Pay attention to instructions that require performing certain actions multiple times in
  generating and sequencing the predicates for the final Output formula!
24 Example:
25 Input_instruction: Go to the orange building but before that pass by the coffee shop, then go
  to the parking sign.
26 Input_ltl: F ( coffee_shop & F ( orange_building & F parking_sign ) )
27 Output: F ( near[coffee_shop] & F ( near[orange_building] & F near[parking_sign] ) )
28 Input_instruction: Go to the blue sofa then the laptop, after that bring me the brown bag
  between the television and the kettle on the left of the green seat, I am standing by the
  sink.
29 Input_ltl: F ( blue_sofa & F ( laptop & F ( brown_bag & F ( sink ) ) ) )
30 Output: F ( near[blue_sofa] & F ( near[laptop] & F ( near[brown_bag::isbetween(television,
  kettle::isleftof(green_seat))] & F (pick[brown_bag::isbetween(television,kettle::isleftof
  (green_seat))] & F ( near[sink] & F ( release[brown_bag,sink] ) ) ) ) ) )
31 Input_instruction: Hey need you to pass by chair between the sofa and bag, pick up the bag and
  go to the orange napkin on the right of the sofa.
32 Input_ltl: F ( chair & F ( bag & F ( orange_napkin ) ) )
33 Output: F ( near[chair::isbetween(sofa,bag)] & F ( near[bag] & F ( pick[bag] & F ( near[
  orange_napkin::isrightof(sofa)] ) ) ) )
34 Input_instruction: Go to the chair between the green laptop and the yellow box underneath the
  play toy
35 Input_ltl: F ( green_laptop & F ( yellow_box & F ( play_toy & F ( chair ) ) ) )
36 Output: F ( near[chair::isbetween(green_laptop,yellow_box::isbelow(play_toy))] )
37 Input_instruction: Check the table behind the fridge and bring two beers to the couch one
  after the other
38 Input_ltl: F ( check_table & F ( bring_beer1 ) & F ( bring_beer2 ) & F ( couch ) )
39 Output: F ( near[table::isbehind(fridge)] & F ( pick[beer] & F ( near[couch] & F ( release[
  beer,couch] & F ( near[table::isbehind(fridge)] & F ( pick[beer] & F ( near[couch] & F (
  release[beer,couch] ) ) ) ) ) ) ) ) )
40 Input_instruction: <given_instruction>
41 Input_ltl: <stage1_ltl_response>
42 Output:

```

Listing 2: Second stage prompt to output our LTL syntax with CRD parameterized robot skills


```

*****
Instruction Following
*****
Input instruction: "Bring the green plush toy to the whiteboard in front of it"
Sampled LTL formula: F(A & F(B & F(C & FD)))
| A: near[green_plush_toy]
| B: pick[green_plush_toy]
| C: near[whiteboard::isinfrontof(green_plush_toy)]
| D: release[green_plush_toy, whiteboard::infrontof(green_plush_toy)]

*****
Referent Verification
*****
I extracted this list of relevant objects based on your instruction:
| * whiteboard::isinfrontof(green_plush_toy)
| * green_plush_toy
Does this match your intention? (y/n)

*****
Task Structure Verification
*****
Based on my understanding here is the sequence of subgoal objectives needed to satisfy the task:
Subgoal_1:
| Logical Expression: A&!B
| English translation: I should be near the [green_plush_toy] and not have picked up the [green_plush_toy]
Subgoal_2:
| Logical Expression: B!C
| English translation: I should have picked up the [green_plush_toy] and not be near the [whiteboard::isinfrontof
| (green_plush_toy)]
Subgoal_3:
| Logical Expression: C&!D
| English translation: I should be near the [whiteboard::isinfrontof(green_plush_toy)] and not have released the
| [green_plush_toy] at the [whiteboard::isinfrontof(green_plush_toy)]
Subgoal_4:
| Logical Expression: D
| English translation: I should have released the [green_plush_toy] at the [whiteboard::isinfrontof(green_plush_toy)]
Does this match your intention? (y/n)

```

Figure A.8: Sample interactive referent and task structure verification dialog

A3.1 Interactive Symbol Verification

Verifying sampled LTL formulas is essential, as such we implement an interactive dialog system that presents users with extracted referent composable referent descriptors (CRDs) in sampled formulas as well as the implied task structure—encoded in the sequence of state-machine transition expressions that must hold to progressively solve the task. We translate the task structure into English statements via a simple deterministic strategy that replaces logical connectives and skill predicates from the formula with equivalent English phrases. Users can verify a formula as correct or provide corrective statements which are used to reprompt the LLM to obtain new formulas. Here is the exact text prompt used for reprompting.

```

1 There was a mistake with your output LTL formula: Error with <verification_type>! Consider the
  clarification feedback and regenerate the correct output for the Input_instruction. Make
  sure to adhere to all rules and instructions in your original prompt!
2 previous_output:<last_response>
3 error_clarification: <given_error_clarification>
4 correct_output:

```

Listing 3: Corrective reprompting prompt used to obtain new LTL formulas

As an illustration, the instruction *“Bring the green plush toy to the whiteboard in front of it”* yields the interactive Referent and Task Structure Verification dialog shown in Figure A.8.

A4 Spatial Grounding Module

The spatial grounding module detects and localizes specific instances of objects referenced in a given instruction by first detecting, segmenting and back-projecting all referent occurrences and then filtering based on the descriptive spatial details captured by each referent’s composable referent descriptor (CRD). We use the Owl-Vit model [33] to detect bounding boxes of open-vocabulary ref-

erents and SAM [34] to generate masks from detected bounding boxes. To illustrate referent filtering via spatial information, consider an example scenario where the goal is to resolve the composable referent descriptor below:

$$\text{whiteboard} :: \text{isinfrontof}(\text{green_plush_toy}) \quad (\text{A.2})$$

Let $W = \{w_1, w_2, \dots, w_n\}$ and $G = \{g_1, g_2, \dots, g_m\}$ represent the set of representative 3D positions of detected whiteboards and green_plush_toys respectively. The cartesian product of these sets enumerates all possible pairs (w, g) for comparison.

$$W \times G = \{w, g \mid w \in W, g \in G\} \quad (\text{A.3})$$

The ‘isinfrontof(w, g)’ comparator is applied to each pair, yielding a subset S that contains only those ‘whiteboards’ that satisfy the ‘isinfronto’ condition with at least one ‘green_plush_toy’.

$$S = \{w \in W \mid \exists g \in G \text{ such that } \text{isinfrontof}(w, g) \text{ is true}\} \quad (\text{A.4})$$

A4.1 3D Spatial Comparators

Our 3D spatial comparators enable Relative Frame of Reference (FoR) spatial reasoning between referents, based on their backprojected 3D positions. Threshold values in the spatial comparators give users the ability to specify the sensitivity or resolution at which spatial relationships are resolved, we keep all threshold values fixed across all experiments. Below is a description of each spatial comparator.

- 1 1. `isbetween`(referent_1_pos, referent_2_pos, referent_3_pos, threshold): Returns true if referent_1 is within ‘threshold’ distance from the line segment connecting referent_2 to referent_3, ensuring it lies in the directional path between them without extending beyond.
- 2 2. `isabove`(referent_1_pos, referent_2_pos, threshold): Returns true if the z-coordinate of referent_1 exceeds that of referent_2 by at least ‘threshold’.
- 3 3. `isbelow`(referent_1_pos, referent_2_pos, threshold): Returns true if the z-coordinate of referent_1 is less than that of referent_2 by more than ‘threshold’.
- 4 4. `isleftof`(referent_1_pos, referent_2_pos, threshold): Returns true if the y-coordinate of referent_1 exceeds that of referent_2 by at least ‘threshold’, indicating referent_1 is to the left of referent_2.
- 5 5. `isrightof`(referent_1_pos, referent_2_pos, threshold): Returns true if the y-coordinate of referent_1 is less than that of referent_2 by more than ‘threshold’, indicating referent_1 is to the right of referent_2.
- 6 6. `isnextto`(referent_1_pos, referent_2_pos, threshold): Returns true if the Euclidean distance between referent_1 and referent_2 is less than ‘threshold’, indicating they are next to each other.
- 7 7. `isinfrontof`(referent_1_pos, referent_2_pos, threshold): Returns true if the x-coordinate of referent_1 is less than that of referent_2 by more than ‘threshold’, indicating referent_1 is in front of referent_2.
- 8 8. `isbehind`(referent_1_pos, referent_2_pos, threshold): Returns true if the x-coordinate of referent_1 exceeds that of referent_2 by at least ‘threshold’, indicating referent_1 is behind referent_2.

Listing 4: Implementation description of 3D spatial comparators

A5 Task and Motion Planning Module

We present pseudocode for our Progressive Motion Planner (Alg.1) and our algorithm for generating Task Progression Semantic Maps (Alg.2). Alg.2 generates a TPSM $\mathcal{M}_{\text{tpsm}}$ by integrating an environment map (\mathcal{M}) and a referent semantic map (\mathcal{M}_{rsm}) given a logical transition expression (\mathcal{T}), a desired automaton state (\mathcal{S}'), and a nearness threshold (θ). The algorithm first initializes $\mathcal{M}_{\text{tpsm}}$ with a copy of \mathcal{M} and extracts relevant instruction predicates from \mathcal{T} . For each predicate (parameterized skill), the algorithm identifies satisfying referent positions in \mathcal{M}_{rsm} , generates a spherical grid of surrounding points within a radius θ , and assesses how these points affect the progression of the task automaton towards \mathcal{S}' . These points demarcate regions of interest, and are assigned a value of I if they cause the automaton to transition to the desired state, $-I$ if they lead to a different automaton state or violate the automaton, and 0 if they do not affect the automaton. The points are then integrated into $\mathcal{M}_{\text{tpsm}}$, yielding a semantic map that identifies goal and constraint violating regions.

A5.1 Algorithm Pseudocode

Algorithm 1 Progressive Motion Planning Algorithm

```

1: procedure PMP( $X_{start}, \varphi, \mathcal{M}, \mathcal{M}_{rsm}, \theta$ )
  Input:
     $X_{start}$ : Start position in the environment.
     $\varphi$ : CRD syntax LTL formula specifying task objectives.
     $\mathcal{M}$ : Environment map.
     $\mathcal{M}_{rsm}$ : Referent semantic map.
     $\theta$ : Nearness threshold.
  Output:
     $\Pi$ : Generated task and motion plan.
2:   $\mathcal{A} \leftarrow \text{ConstructAutomaton}(\varphi)$ 
3:   $\text{path} \leftarrow \text{SelectAutomatonPath}(\mathcal{A})$  ▷ Task plan
4:  while  $\Pi$ .status is active do
5:    while  $\mathcal{A}$ .state  $\neq$  path.acceptingState do
6:       $\mathcal{S}, \mathcal{T}, \mathcal{S}' \leftarrow \mathcal{A}.\text{GetTransition}(\text{path.currentStep})$ 
7:      objective  $\leftarrow \text{NextObjectiveType}(\mathcal{T})$ 
8:      if objective = "skill" then
9:         $\Pi.\text{UpdateWithSkill}(\mathcal{T})$ 
10:        $\mathcal{A}.\text{UpdateAutomatonState}(\mathcal{S}')$ 
11:      else if objective = "navigation" then
12:         $\mathcal{M}_{params} \leftarrow \mathcal{M}, \mathcal{M}_{rsm}, \mathcal{T}, \mathcal{A}, \mathcal{S}', \theta$ 
13:         $\mathcal{M}_{tpsm} \leftarrow \text{GENERATETPSM}(\mathcal{M}_{params})$ 
14:         $\mathcal{O} \leftarrow \text{GenerateObstacleMap}(\mathcal{M}_{tpsm})$ 
15:         $\text{plan} \leftarrow \text{FMT}^*(X_{start}, \mathcal{O})$  ▷ Path plan
16:        if plan.exists then
17:           $\Pi.\text{UpdateWithPlan}(\text{plan})$ 
18:           $X_{start} \leftarrow \text{plan.endPosition}$ 
19:           $\mathcal{A}.\text{UpdateAutomatonState}(\mathcal{S}')$ 
20:        else
21:           $\Pi, \mathcal{A}, \text{path} \leftarrow \text{Backtrack}(\Pi, \mathcal{A}, \text{path})$ 
22:        end if
23:      end if
24:    end while
25:  end while
26:  return  $\Pi$ 
27: end procedure

```

A6 Robot Skills

We define three predicate functions: **near**, **pick** and **release** for the navigation, picking and placing skills required for multi-object goal navigation and mobile pick-and-place. As highlighted in the main paper, we formalize navigation as continuous path planning problems and manipulation as object parameterized options. We discuss navigation at length in the paper, so here we focus on the pick and place manipulation skills.

Pick Skill: Once the robot has executed the near skill and is at the object to be manipulated, we take a picture of the current environment to detect the object using the Owl-Vit model. The robot is guaranteed to be facing the object as the computed path plan uses the backprojected object 3D position to compute yaw angles for the robot. After detecting the object in the picture, we obtain a segmentation mask from detected boundary box using the Segment Anything model, and compute the center pixel of this mask. We feed this center pixel to the Boston dynamics grasping API to compute a motion plan to grasp the object.

Algorithm 2 Task Progression Semantic Mapping Algorithm

```
1: procedure GENERATETPSM( $\mathcal{M}, \mathcal{M}_{rsm}, \mathcal{T}, \mathcal{A}, \mathcal{S}', \theta$ )
  Input:
     $\mathcal{M}$ : Environment map.
     $\mathcal{M}_{rsm}$ : Referent semantic map.
     $\mathcal{T}$ : Automaton transition expression.
     $\mathcal{A}$ : Task Automaton.
     $\mathcal{S}'$ : Desired State.
     $\theta$ : Nearness threshold.
  Output:
     $\mathcal{M}_{tpsm}$ : Task Progression Semantic Map.
2:    $\mathcal{M}_{tpsm} \leftarrow \text{Copy}(\mathcal{M})$ 
3:    $\mathcal{P} \leftarrow \text{ExtractRelevantPredicates}(\mathcal{T})$ 
4:   for  $p$  in  $\mathcal{P}$  do
5:      $\mathcal{R} \leftarrow \text{QueryPositions}(\mathcal{M}_{rsm}, p)$ 
6:     for  $r$  in  $\mathcal{R}$  do
7:        $G \leftarrow \{g \mid g = r + \delta, \|\delta\| \leq \theta\}$  ▷ spherical grid of surrounding points
8:       for  $g$  in  $G$  do
9:          $\mathcal{Q} \leftarrow \text{TruePredicatesAt}(g, \mathcal{M}_{rsm}, \theta)$ 
10:         $\mathcal{S}_{next} \leftarrow \text{ProgressAutomaton}(\mathcal{A}, \mathcal{Q})$ 
11:        if  $\mathcal{S}_{next} = \mathcal{S}'$  then
12:           $g.value \leftarrow 1$  ▷ Goal value
13:        else if  $\text{IsUndesired}(\mathcal{S}_{next})$  then
14:           $g.value \leftarrow -1$  ▷ Avoidance value
15:        else
16:           $g.value \leftarrow 0$ 
17:        end if
18:      end for
19:       $\text{AddPoints}(\mathcal{M}_{tpsm}, G)$ 
20:    end for
21:  end for
22:  return  $\mathcal{M}_{tpsm}$ 
23: end procedure
```

Release Skill: We implement a simple routine for the release skill which takes two parameters: the object to be placed and the place receptacle. Once a navigation skill gets the robot to the place receptacle, the robot gently moves its arm up or down to release the grasped object, based on the place receptacle 3D position. Future work will implement more complex semantic placement strategies to better leverage LIMP’s awareness and spatial grounding of instruction specific place receptacles. Kindly, visit our [website](#) to see demonstrations of these skills.

A7 Evaluation and Baseline Details

All computation including planning, loading and running pretrained visual language models was done on a single computer equipped with one NVIDIA GeForce RTX 3090 GPU. We leverage GPT-4-0613 as the underlying LLM for our instruction understanding module and all our baselines. In all experiments we set the LLM temperature to 0, however since deterministic greedy token decoding is not guaranteed with GPT4, we perform multiple (3) queries for each instruction and evaluate on the most recurring response (mode response).

We compare LIMP with baseline implementations of NLMap-Saycan [10] and Code-as-policies [12]. Both baselines use the same GPT-4 LLM, prompting structure, and in-context learning examples as our language understanding module. We integrate our composable referent descriptor syntax, spatial grounding module and low-level robot control into these baselines as APIs. This enables baselines to execute plans by querying relevant object positions, using our FMT* path planner to find paths to said positions and executing manipulation options.

A7.1 NLMMap-Saycan Implementation Prompt

```
1 You are an LLM for robot planning that understands logical operators such as &, |, ~, etc.
  You have a finite set of robot predicates and spatial predicates, given a language
  instruction, your goal is to generate a sequence of actions that uses appropriate
  composition of robot and spatial predicates with relevant details from the instruction as
  arguments.
2 Robot predicate set (near,pick,release).
3 Usage:
4 near[referent_1]:returns true if the desired spatial relationship is for robot to be near
  referent_1.
5 pick[referent_1]:can only execute picking skill on referent_1 and return True when near[
  referent_1].
6 release[referent_1,referent_2]:can only execute release skill on referent_1 and return True
  when near[referent_2].
7 Spatial predicate set (isbetween,isabove,isbelow,isleftof,isrightof,isnextto,isinfrontof,
  isbehind).
8 Usage:
9 referent_1::isbetween(referent_2,referent_3):returns true if referent_1 is between referent_2
  and referent_3.
10 referent_1::isabove(referent_2):returns True if referent_1 is above referent_2.
11 referent_1::isbelow(referent_2):returns True if referent_1 is below referent_2.
12 referent_1::isleftof(referent_2):returns True if referent_1 is left of referent_2.
13 referent_1::isrightof(referent_2):returns True if referent_1 is right of referent_2.
14 referent_1::isnextto(referent_2):returns True if referent_1 is close to referent_2.
15 referent_1::isinfrontof(referent_2):returns True if referent_1 is in front of referent_2.
16 referent_1::isbehind(referent_2):returns True if referent_1 is behind referent_2.
17 Rules:
18 Strictly only use the finite set of robot and spatial predicates!
19 Strictly stick to the usage format!
20 Compose spatial predicates where necessary!
21 You should strictly stick to mentioned objects, however you are allowed to propose and include
  plausible objects if and only if not mentioned in instruction but required based on
  context of instruction!
22 Pay attention to instructions that require performing certain actions multiple times in
  generating and sequencing the predicates for the final Output!
23 Example:
24 Input_instruction: Go to the orange building but before that pass by the coffee shop, then go
  to the parking sign.
25 Output:
26 1. near[coffee_shop]
27 2. near[orange_building]
28 3. near[parking_sign]
29 Input_instruction: Go to the blue sofa then the laptop, after that bring me the brown bag
  between the television and the kettle on the left of the green seat, I am standing by the
  sink.
30 Output:
31 1. near[blue_sofa]
32 2. near[laptop]
33 3. near[brown_bag::isbetween(television,kettle::isleftof(green_seat))]
34 4. pick[brown_bag::isbetween(television,kettle::isleftof(green_seat))]
35 5. near[sink]
36 6. release[brown_bag,sink]
37 Input_instruction: Hey need you to pass by chair between the sofa and bag, pick up the bag and
  go to the orange napkin on the right of the sofa.
38 Output:
39 1. near[chair::isbetween(sofa,bag)]
40 2. near[bag]
41 3. pick[bag]
42 4. near[orange_napkin::isrightof(sofa)]
43 Input_instruction: Go to the chair between the green laptop and the yellow box underneath the
  play toy
44 Output:
45 1. near[chair::isbetween(green_laptop,yellow_box::isbelow(play_toy))]
46 Input_instruction: Check the table behind the fridge and bring two beers to the couch one
  after the other
47 Output:
48 1. near[table::isbehind(fridge)]
49 2. pick[beer]
50 3. near[couch]
51 4. release[beer,couch]
52 5. near[table::isbehind(fridge)]
53 6. pick[beer]
54 7. near[couch]
55 8. release[beer,couch]
56 Input_instruction: <given_instruction>
57 Output:
```

Listing 5: Exact prompt to implement NLMMap-Saycan LLM planner

A7.2 Code-as-Policies Implementation Prompt

```
1 ##Python robot planning script
2 from robotactions import near, pick, release
3 spatial_relationships = [
4 "isbetween", #referent_1::isbetween(referent_2,referent_3):returns true if referent_1 is
   between referent_2 and referent_3.
5 "isabove", #referent_1::isabove(referent_2):returns True if referent_1 is above referent_2.
6 "isbelow", #referent_1::isbelow(referent_2):returns True if referent_1 is below referent_2.
7 "isleftof", #referent_1::isleftof(referent_2):returns True if referent_1 is left of
   referent_2.
8 "isrightof", #referent_1::isrightof(referent_2):returns True if referent_1 is right of
   referent_2.
9 "isnextto", #referent_1::isnextto(referent_2):returns True if referent_1 is close to
   referent_2.
10 "isinfrontof", #referent_1::isinfrontof(referent_2):returns True if referent_1 is in front of
   referent_2.
11 "isbehind" #referent_1::isbehind(referent_2):returns True if referent_1 is behind referent_2
   .]
12 ##Rules:
13 ##Strictly only use the finite set of robot and spatial predicates!
14 ##Strictly stick to the usage format!
15 ##Compose spatial predicates where necessary!
16 ##You should strictly stick to mentioned objects, however you are allowed to propose and
   include plausible objects if and only if not mentioned in instruction but required based
   on context of instruction!
17 ##Pay attention to instructions that require performing certain actions multiple times in
   generating and sequencing the predicates for the final Output!
18 # Go to the orange building but before that pass by the coffee shop, then go to the parking
   sign.
19 ordered_navigation_goal_referents = ["coffee_shop", "orange_building", "parking_sign"]
20 for referent in ordered_navigation_goal_referents:
21     near(referent)
22 # Go to the blue sofa then the laptop, after that bring me the brown bag between the
   television and the kettle on the left of the green seat, I am standing by the sink.
23 ordered_navigation_goal_referents = ["blue_sofa", "laptop", "brown_bag::isbetween(television,
   kettle::isleftof(green_seat))", "sink"]
24 referents_to_pick= ["brown_bag::isbetween(television,kettle::isleftof(green_seat))"]
25 release_location_referents = ["sink"]
26 picked_item = None
27 for referent in ordered_navigation_goal_referents:
28     near(referent)
29     if referent in referents_to_pick:
30         pick(referent)
31         picked_item = referent
32     if referent in release_location_referents:
33         release(picked_item, referent)
34 #Hey need you to pass by chair between the sofa and bag, pick up the bag and go to the orange
   napkin on the right of the sofa.
35 ordered_navigation_goal_referents = ["chair::isbetween(sofa,bag)", "bag", "orange_napkin::
   isrightof(sofa)"]
36 referents_to_pick= ["bag"]
37 picked_item = None
38 for referent in ordered_navigation_goal_referents:
39     near(referent)
40     if referent in referents_to_pick:
41         pick(referent)
42         picked_item = referent
43 #Go to the chair between the green laptop and the yellow box underneath the play toy
44 near("chair::isbetween(green_laptop,yellow_box::isbelow(play_toy))")
45 #Check the table behind the fridge and bring two beers to the couch one after the other
46 for i in range(2):
47     near("table::isbehind(fridge)")
48     pick("beer")
49     near("couch")
50     release("beer", "couch")
51
52 #<given_instruction>
```

Listing 6: Exact prompt to implement Code-as-policies planner

A7.3 Instruction set

We perform a large-scale evaluation on 150 instructions across five real-world environments. The taskset includes 24 tasks with fine-grained object descriptions (NLMD) from [10], 25 tasks with complex language (NLMC) from [10], 25 tasks with simple structured phrasing (OKRB) from [11],

37 tasks with complex temporal structures (CT) from [16], and an additional 39 tasks with descriptive spatial constraints and temporal structures (CST).

```
1 1: put the red can in the trash bin
2 2: put the brown multigrain chip bag in the woven basket
3 3: find the succulent plant
4 4: pick up the up side down mug
5 5: put the apple on the macbook with yellow stickers
6 6: use the dyson vacuum cleaner"
7 7: bring the kosher salt to the kitchen counter
8 8: put the used towels in washing machine
9 9: move the used mug to the dish washer
10 10: place the pickled cucumbers on the shelf
11 11: find my mug with the shape of a donut
12 12: put the almonds in the almond jar
13 13: fill the zisha tea pot with a coke from the cabinet
14 14: take the slippery floor sign with you
15 15: take the slippers that have holes on them to the shoe rack
16 16: find the mug on the mini fridge
17 17: bring the mint flavor gum to the small table
18 18: find some n95 masks
19 19: grab the banana with most black spots
20 20: fill the empty bottle with lemon juice
21 21: throw away the apple that's about to rot
22 22: throw away the rotting banana
23 23: take the box of organic blueberries out of the fridge
24 24: give a can of diet coke to the toy cat
```

Listing 7: Nlmap Detailed Object Tasks (NLMD)

```
1 1: I opened a pepsi earlier, bring an open can to the orange table
2 2: I spilled my coke, can you put a replacement on the kitchen counter
3 3: I spilled some coke on the television, go and bring something to clean it up
4 4: I accidentally dropped that jalapeno chips after eating it. Would you mind throwing it away
5 5: I like fruits, can you put something I would like on the yellow sofa for me
6 6: There is a green counter, a yellow counter, and a table. visit all the locations
7 7: There is a green counter, a trash can, and a table. visit all the locations
8 8: Redbull is my faviorite drink, can you put one on the desk please
9 9: Would you bring a coke can to the door for me
10 10: Please, move the pepsi to the red counter
11 11: Can you move the coke can to the orange counter
12 12: Would you throw away the bag of chips for me
13 13: Put an energy bar and water bottle on the table
14 14: Bring a lime soda and a bag of chips to the sofa
15 15: Can you throw away the apple and bring a coke to the bed
16 16: Bring a 7up can and a tea to the office desk
17 17: Move the multigrain chips to the table and an apple to the yellow counter
18 18: Move the lime soda, the sponge, and the water bottle to the table
19 19: Bring two sodas to the table
20 20: Move three cokes to the trash can
21 21: Throw away two cokes from the counter
22 22: Bring two different sodas to the cabinet, there is a coke, pepsi, soup, tea and 7up in the
    fridge
23 23: Bring an apple, a coke, and water bottle to the sofa
24 24: I spilled my coke on the table, throw it away and then bring something to help clean
25 25: I just worked out, can you bring me a drink and a snack to recover, i am on the sof
```

Listing 8: Nlmap Complex Language Understanding Tasks (NLMC)

```
1 1: Move the Takis on the desk to the nightstand
2 2: Move the soda can to the box
3 3: Move the purple shampoo to the red bag
4 4: Move the white meds box to the trash bin
5 5: Move the power adapter to the chair
6 6: Move the blue gloves to the sink
7 7: Move the McDonalds paper bag to the stove
8 8: Move the herbal tea can to the box
9 9: Move the cooking oil bottle to the marble surface
10 10: Move the milk bottle to the chair
11 11: Move the purple shampoo to the white rack
12 12: Move the purple lightbulb box to the sofa chair
13 13: Pick up purple medicine, drop it on chair
14 14: Pick up eyeglass case, drop it on chair
15 15: Pick up grey rag, drop it in sink
16 16: Pick up golden can rag, drop it on table
17 17: Pick up red navaratna oil, drop it on table
18 18: Pick up purple shampoo, drop it on green rack
19 19: Pick up taki chips, drop it on countertop
20 20: Pick up bandage box, drop it in dustbin
21 21: Pick up white aerosol, drop it in trash can
```

22 22: Pick up peanut butter, drop it on countertop
 23 23: Pick up blue gloves, drop it in sink
 24 24: Pick up brown box, drop it on chair
 25 25: Pick up axe body spray, drop it on shel

Listing 9: Ok-Robot Tasks (OKRB)

1 1: go to brown bookshelf, metal desk, wooden desk, kitchen counter, and the blue couch in any order
 2 2: move to grey door, then bookrack, then go to the brown desk, then counter, then white desk
 3 3: visit brown wooden desk but only after bookshelf
 4 4: go from brown bookshelf to white metal desk and only visit each landmark one time
 5 5: go to brown wooden desk exactly once and do not visit brown desk before bookshelf
 6 6: go to brown desk only after visiting bookshelf, in addition go to brown desk only after visiting white desk
 7 7: visit the blue IKEA couch, in addition never go to the big steel door
 8 8: visit white kitchen counter then go to brown desk, in addition never visit white table
 9 9: go to the grey door, and only then go to the bookshelf, in addition always avoid the table
 10 10: go to kitchen counter then wooden desk, in addition after going to counter, you must avoid white table
 11 11: Go to bookshelf, alternatively go to metal desk
 12 12: Go to counter, alternatively go to metal desk
 13 13: Go to the counter, but never visit the counter
 14 14: do not go to the wooden desk until bookshelf, and do not go to bookshelf until wooden desk
 15 15: go to brown desk exactly once, in addition go to brown desk at least twice
 16 16: move to couch exactly twice, in addition pass by counter at most once
 17 17: navigate to the counter then the brown desk, in addition after going to the counter, you must avoid doorway
 18 18: visit counter at least six times
 19 19: either go to bookshelf then the brown desk, or go to couch
 20 20: navigate to the wooden door, the glass door and the table, kitchen counter, and the blue couch in any order
 21 21: go to the painting, then find the kitchen table, then front desk, then staircase
 22 22: navigate to classroom but do not visit classroom before the white table
 23 23: only visit classroom once, and do not visit classroom until you visit elevator first
 24 24: Go to the staircase, front desk and the white table in that exact order. You are not permitted to revisit any of these locations
 25 25: go to the front desk then the yellow office door, in addition do not visit the glass door
 26 26: go to the stairs then the front desk, in addition avoid purple elevator
 27 27: move to elevator then front desk, in addition avoid staircase
 28 28: go to front desk then the cabinet, always avoid the elevator
 29 29: Go to elevator, alternatively go to staircase
 30 30: Visit the elevator exactly once, in addition visit the front desk on at least 2 separate occasions
 31 31: Go to the office, in addition avoid visiting the elevator and the classroom
 32 32: Visit the front desk, in addition you are not permitted to visit elevator and staircase
 33 33: Visit the purple door elevator, then go to the front desk and then go to the kitchen table, in addition you can never go to the elevator once you have seen the front desk
 34 34: Visit the front desk then the sofa then the white table, in addition if you visit the sofa you must avoid the television after that
 35 35: Go to the glass door, but never visit the glass door
 36 36: do not go to the white table until classroom, and do not go to the classroom until white table
 37 37: find the office, in addition avoid visiting the front desk and the classroom and the table

Listing 10: Lang2LTL Complex temporal Tasks (CT)

1 1: Go to the red sofa but dont pass by any door then go to the computer, the sofa is behind the pillar and on the right side
 2 2: Find the door with posters in front of the yellow pillar then go stand by the tree but avoid any sofa
 3 3: There is a cabinet, a television and a tree in this room. I want you to go to the last item I mentioned then pass by the second item but dont go close to the first when you are going to thsecond item.",
 4 4: Go to the trash bin, after that go to the large television. Actually can you go to the laptop on the table before doing all that?
 5 5: Try to go to the tree without going near the trash bin.
 6 6: Find the yellow trash bin and go to it, then go by the white table. But before doing the first thing visit where the fridge is then after the last thing, stop by the red sofa but avoid the wooden door with posters",
 7 7: Go to the television but avoid the tree.
 8 8: Go to any trash bin but not the yellow one
 9 9: Visit one of the televisions in this room then go to the fridge to the left of the cabinet
 10 10: I need you to first go to the table between the pillar and the door with posters, then go to the tree. You know what, ignore the last thing I asked you to go to, after the first thing go tthe computer next to the green box instead.
 11 11: Go to the red sofa then the blue one next to the cabinet but first pass by the book shelf
 12 12: Go to water filter, dont pass by any computer to the left of the red sofa
 13 13: Visit these things in the following order the microwave, then the black chair in front of the yellow robot then the fridge, but before doing any of this go to the robot

14 14: Go to the cabinet between the blue sofa and the brown box.
15 15: I want you to go the cabinet but dont go near any black chair. Hold on, actually can you pass by the whiteboard before doing all that?
16 16: I need you to go to the red sofa but dont go anywhere near the sink
17 17: You can either go as close as you can to the sink or the plant pot but dont go near the yellow robot.
18 18: Go to the green curtain after that the large television but try not to go near the red sofa
19 19: Go to the sink then the red sofa, then the guitar. After that I want you to return to the first thing you visited.
20 20: I need you to go to the sink then any computer on a table but before you start that can you first go to the bookshelf, when you are done with all that, return to brown box
21 21: There are a couple of things in this room, a coffee machine, a robot, a computer and a plant pot. Visit the second item I mentioned then the first, after that visit the brown box, then go the items you haven't visited yet.
22 22: Avoid any cabinet but go get the mug on the blue sofa and take it to red one
23 23: Please get me my plant pot from between the sofa and the sink, bring it to the white cabinet
24 24: Can you pick up my book from the left side of the television and bring it to me? I am sitting on the trhbin while doing all this, it on the yellow table.
25 25: Bring the green plush toy to the whiteboard infront of it, watchout for the robot infront of the toy
26 26: Go get my yellow bag and bring it to the table between the yellow pillar and the wooden door with posters next to the whiteboard
27 27: Find the bottle that is on the table to the left of the computer and bring it to the wardrobe that is next to the glass door
28 28: Go to the cabinet between the blue sofa and the yellow robot or the cabinet to the left of the blue sofa.
29 29: Go take the green toy that is next to the sofa under the poster and bring it to the bookshelf
30 30: I have a white cabinet, a green toy, a bookshelf and a red chair around here somewhere. Take the second item I mentioned from between the first item and the third. Bring it the cabinet butvoid the last item at all costs.
31 31: Hey I am standing by the whiteboard infront of the bookshelf, can you bring me the mug from the table to the left of the fridge?
32 32: Never pass by a robot, but i need you to bring the bag on the table to the cabinet
33 33: Take a soda can to the fridge, you can find one on the table to the left of the blue sofa
34 34: Hey, can you pick up my bag for me? It is under the table infront of the glass door, bring it to the cabinet. Actually you know what, forget what i asked for and bring the green toy instea its at the same place",
35 35: Go to the sink and take the mug beside the coffee maker, drop it off at the red sofa
36 36: Go to the sofa behind the chair next to the orange counter in front of the pillar
37 37: I want you to go visit the chair behind the sofa then the green bag, do that 3 times but during the second time avoid the fridge
38 38: Go bring the plush toy between the sofa and the television to the couch, my cat is on the brown table so please dont pass near the table when you are returning with the toy
39 39: I think I left my wallet on the kitchen counter, go get it i will meet you at the bed. There is a lantern near the bed, make sure you dont hit it

Listing 11: Complex Spatiotemporal Tasks (CST)