

A Comprehensive Overview on UWB Radar: Applications, Standards, Signal Processing Techniques, Datasets, Radio Chips, Trends and Future Research Directions

Mohammad Cheraghinia, Adnan Shahid, *Senior Member, IEEE*, Stijn Luchie, Gert-Jan Gordebeke, *Member, IEEE*, Olivier Caytan, *Member, IEEE*, Jaron Fontaine, Ben Van Herbruggen, Sam Lemey, *Member, IEEE*, and Eli De Poorter

Abstract—Due to their large bandwidth, relatively low cost, and robust performance, Ultra-Wideband (UWB) radio chips can be used for a wide variety of applications, including localization, communication, and radar. This article offers an exhaustive survey of recent progress in UWB radar technology. The goal of this survey is to provide a comprehensive view of the technical fundamentals and emerging trends in UWB radar. Our analysis is categorized into multiple parts. Firstly, we explore the fundamental concepts of UWB radar technology from a technology and standardization point of view. Secondly, we examine the most relevant UWB applications and use cases, such as device-free localization, activity recognition, presence detection, and vital sign monitoring, discussing each time the bandwidth requirements, processing techniques, algorithms, latest developments, relevant example papers, and trends. Next, we steer readers toward relevant datasets and available radio chipsets. Finally, we discuss ongoing challenges and potential future research avenues. As such, this overview paper is designed to be a cornerstone reference for researchers charting the course of UWB radar technology over the last decade.

Index Terms—Ultra-Wideband (UWB), UWB radar, IR-UWB, UWB radar Basics, UWB radar standards, UWB radar Applications, Presence Detection, Device-free Localization, Activity Recognition, Gesture Recognition, Vital Sign Monitoring, UWB radar Datasets, UWB radar Chips, UWB radar Challenges

I. INTRODUCTION

This survey paper presents a comprehensive review of UWB technology, focusing on radar applications. UWB is defined as a radio frequency technology that transmits data across a wide bandwidth (500 MHz or more) or at least 20% of the arithmetic center frequency. The use of a large bandwidth allows the transmission of very short, narrow pulses in the time domain, according to Formula $BW \times T \geq 4/\pi$, which expresses the connection between bandwidth (BW) and pulse duration (T). For traditional communication technologies such as WiFi, bandwidths are limited to e.g. 20 MHz, resulting in a pulse width larger than 4 nanoseconds. In contrast, UWB

systems of 500 MHz have time pulses of only 0.16 ns wide. This timing resolution is sufficiently accurate to distinguish between the incoming signal and the reflections of the signal, making the technology highly suitable for radar applications.

Due to this large bandwidth, UWB was originally proposed for security radar applications and communication purposes. A larger bandwidth allows better range resolution, allowing improved radar performance. Simultaneously, the large bandwidth made the technology robust against narrowband interference, allowing highly robust communications. In 2002, the Federal Communications Commission (FCC) opened up the technology towards non-military applications by allowing the unlicensed use of UWB systems in radar, public safety, and data communication applications, albeit with strict rules on the allowed frequencies and the maximum transmitted power. This decision resulted in the growing popularity of the technology. Especially in the radar and wireless localization domains, where the timing resolution allows us to calculate the time-of-arrival of signals with great accuracy.

A. UWB radar versus mmwave, FMCW, and WiFi radar

Multiple technologies can be used for radar applications. Noteworthy technologies include UWB, Millimeter Wave (mmWave), Frequency-Modulated Continuous Wave (FMCW), and WiFi. The most important factors impacting the choice of optimal radar technology are the bandwidth, the center frequency, the modulation type, and the cost and availability.

(i) **Impact of bandwidth.** The closer the two targets are, the more difficult they are to distinguish. The radar system will no longer be able to separate them at a certain point. Since a large bandwidth allows a better range resolution, the bandwidth directly determines the size of the objects that can be distinguished from each other. It is possible to calculate the range resolution of different radar technologies using the formula $D_{\text{res}} = c/(2 \times BW)$ where D_{res} represents the range resolution, and c represents the speed of light. Figure 1 shows the range resolutions for different types of radar technology. Besides mmWave, UWB has the best potential for distinguishing small obstacles. However, increasing the bandwidth also has negative consequences: the maximum radar range (R_{max})

This paper has been submitted to IEEE Communications Surveys and Tutorials and is currently undergoing review.

The authors, M. Cheraghinia, A. Shahid, S. Luchie, G. Gordebeke, O. Caytan, J. Fontaine, B. Herbruggen, S. Lemey, and E. De Poorter, are affiliated with IDLab, Department of Information Technology, Ghent University - imec, 9052 Ghent, Belgium. Emails: (Mohammad.Cheraghinia, Stijn.Luchie, GertJan.Gordebeke, Olivier.Caytan, Jaron.Fontaine, Ben.VanHerbruggen, Sam.Lemey, Adnan.Shahid, Eli.DePoorter)@UGent.be.

is negatively impacted by increasing bandwidths, according to the formula $R_{\max} = (F_s \times c)/(2 \times BW)$ for a given sampling rate F_s . As such, increasing the bandwidth for a given sampling rate will reduce the detection range. Hence, it is important to optimally select the bandwidth according to the application domain: high-resolution sensing applications require large bandwidths, but long-range radars can benefit from smaller bandwidths. The bandwidth of UWB sits at a sweet spot, allowing granular range resolutions while still benefiting from relatively large detection ranges. Finally, it is worth noting that the radar resolution can be further improved by increasing the observation time, i.e., by capturing more radar samples. This resolution upscaling technique through capturing more samples is often used for UWB radar, as will be discussed in later sections.

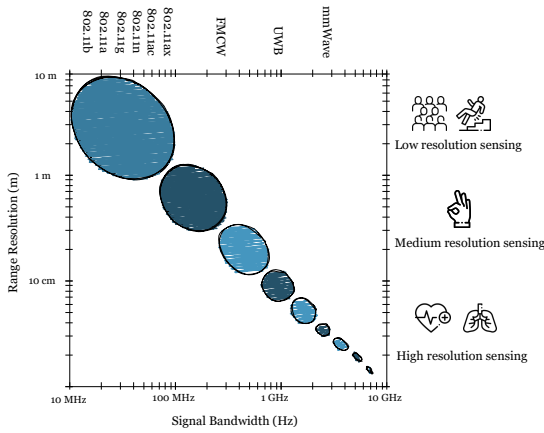


Fig. 1. The bandwidth of a radar determines the range resolution, with smaller range resolutions allowing to distinguish more details. This figure compares the typical bandwidth and corresponding range resolution of various popular radar technologies, as well as their potential application domains.

(ii) **Impact of center frequency.** The center frequency impacts the absorption rate of wireless signals by obstacles and air molecules. Lower center frequency signals typically propagate further, increasing the range of the signals. Wi-Fi operates on the 2.4 GHz and 5 GHz bands, making it ideal for consumer electronics. It is convenient to use and can support demanding activities like streaming and file sharing. In contrast, UWB operates between 3.1 GHz and 10.6 GHz. It offers data transmission speeds of up to 110 Mbps within 10 meters but can support ranges of up to 100 meters at lower data rates and is particularly resistant to interference. Lastly, mmWave operates between 30 GHz and 300 GHz. These high frequencies facilitate high-speed data transmission but severely limit the range. Physical barriers can especially obstruct the signals. Again, UWB sits at a sweet spot, offering detection ranges up to tens of meters for low-resolution radar whilst still supporting high-resolution radar in close regions. Moreover, the relatively low center frequency of UWB radar allows UWB signals to penetrate through several materials, making it better suitable for ground-penetrating radar, medical imaging, and through-the-wall observations than technologies such as mmWave.

(iii) **Impact of modulation type.** Finally, the modulation type impacts the radar's complexity, energy consumption,

and robustness. Technologies such as WiFi and mmWave use modulation types such as OFDM, QPSK, QAM, etc. which were originally designed for spectral efficiency and high-throughput communications. Although highly efficient for communication, such systems can be complex, requiring advanced modulation and demodulation processes in the transceiver. Basic modulation, such as QAM signals, may also be sensitive to noise and fading, impacting performance in certain conditions. In contrast, more complex modulations, such as OFDM, may face challenges in obtaining unambiguous Doppler measurements due to the multicarrier nature of the signal. On the other hand, FMCW radars use a continuous waveform characterized by a continuous variation in carrier frequency over time, which can provide range and velocity information simultaneously. Moreover, such a continuous waveform allows advanced signal processing techniques such as Fourier transform and correlation. This continuity aids in distinguishing between the radar signal and interference. However, FMCW does not allow dual use of the radio for both radar and communication purposes. Finally, most UWB radar uses pulse-based modulation schemes that facilitate precise time-of-flight measurements. This temporal precision is critical for both localization and radar, whilst also supporting high data throughput. Additionally, UWB's inherent resistance to interference enhances its suitability for applications requiring robust performance in crowded electromagnetic environments.

To summarize, due to its large bandwidth, relatively low center frequency, and pulse-based modulation, UWB offers good range resolution whilst still being able to penetrate through obstacles and/or realize long-range radar detection. It is also suitable for (simultaneous) radar and communication, making it a very versatile technology for many radar use cases. A more in-depth discussion of UWB-specific technology aspects for radar applications will be given in Section III.

B. Contributions

This survey provides an up-to-date overview of UWB radar applications, processing techniques, hardware aspects, trends, and evolutions. In this survey, we make the following contributions to the field of UWB radar:

- This survey categorically defines the fundamentals of UWB radar technology, offering readers a clear understanding of its main characteristics and standards.
- The survey categorizes and contrasts UWB radar applications, providing an understanding across domains. Dedicated sections offer in-depth overviews of specific UWB radar applications, from presence detection to vital sign monitoring, each providing comprehensive insights.
- The survey offers a technical overview of UWB radar, encompassing datasets for development, available hardware, and details required for best hardware selection.
- Future research areas and ongoing challenges in UWB radar are outlined, mapping out the trajectory for future advancements in the field.

C. Organization of the Survey

Our paper is structured as follows. Section II discusses related works, including UWB-specific and non-UWB-specific

TABLE I
LIST OF TECHNICAL ABBREVIATIONS IN ALPHABETICAL ORDER

Abbreviation	Definition	Abbreviation	Definition
ADL	Activities of Daily Living	MAE	Mean Absolute Error
AI	Artificial Intelligence	MIR	Micropower Impulse Radar
AoA	Angle-of-Arrival	NLOS	Non Line of Sight
API	Application Programming Interface	NIC	Network Interface Card
BMI	Body Mass Index	OOK	On-Off Keying
BPM	Bi-Phase Modulation	PAM	Pulse Amplitude Modulation
CAE	Convolutional Autoencoder	PCA	Principal Component Analysis
CCC	Car Connectivity Consortium	PDF	Probability Density Function
CFAR	Constant False Alarm Rate	PHD	Probability Hypothesis Density
CIR	Channel Impulse Response	PN	Pseudo-Random Noise
CNN	Convolutional Neural Networks	PPM	Pulse Position Modulation
ConvLSTM	Convolutional Long Short-Term Memory	PWR	Passive WiFi Radar
CUT	Cell Under Test	RF	Radio Frequency
CW	Continuous Wave	RFID	Radio Frequency Identification
CWT	Continuous-Wavelet Transform	RMSE	Root Mean Square Error
DFL	Device-Free Localization	ROI	Region of Interest
DNN	Deep Neural Network	RPCA	Robust Principal Component Analysis
DOP	Dilution-of-Precision	RR	Respiration Rate
DS-UWB	Direct Sequence Ultra Wideband	RSSI	Received Signal Strength Indication
EEMD	Ensemble Empirical Mode Decomposition	RTLS	Real-Time Location Systems
ECG	Electrocardiogram	SE	Squeeze-and-Excitation
EKF	Extended Kalman Filter	SCDAE	Semi-Supervised Stacked Convolutional Denoising Autoencoder
EMD	Empirical Mode Decomposition	SCGRNN	Segmented Convolutional Gated Recurrent Neural Networks
ETSI	European Telecommunications Standards Institute	SID	Sudden Infant Death Syndrome
FCC	Federal Communications Commission	SVM	Support Vector Machines
FFT	Fast Fourier Transform	SPT	Sleep Postural Transition
FMCW	Frequency-Modulated Continuous Wave	STFT	Short-Time Fourier Transform
GM-PHD	Gaussian Mixture Probability Hypothesis Density	TDCA	Time Domain Coherent Accumulation
GPS	Global Positioning System	TDI	Time-Domain Imaging
HAR	Human Activity Recognition	TDoA	Time Difference of Arrival
HCI	Human-Computer Interaction	TWR	Two-Way Ranging
HHT	Hilbert-Huang Transform	TinyML	Tiny Machine Learning
HOG	Histogram of Oriented Gradients	ToF	Time of Flight
HR	Heart Rate	UKF	Unscented Kalman Filter
IR-UWB	Impulse Radio Ultra Wideband	UT	Un-Scented Transformation
IoT	Internet of Things	UWB	Ultra Wideband
KLD	Kullback-Leibler Divergence	VATS	Variance-Based Temporary-Spatial
KNN	K-Nearest Neighbors	VMD	Variational Mode Decomposition
KPCA	Kernel Principal Component Analysis	WSN	Wireless Sensor Network
LTE	Long Term Evolution	WPT	Wavelet Packet Transform
LLNL	Lawrence Livermore National Laboratory	WTD	Wavelength Threshold Denoising
LOS	Line of Sight		
LSTM	Long Short-Term Memory		

radar overviews. Following this, Section III discusses the essential fundamentals and characteristics of UWB technology and UWB radar, then delves into different UWB radar systems and available standards. Section IV categorizes and contrasts the applications of UWB radar, thereby preparing for the exploration of emerging trends, challenges, and techniques within these applications in Section V to Section VIII, each providing a comprehensive overview of a specific application: Section V is dedicated to presence detection; Section VI delves into device-free localization; Section VII explores activity and gesture recognition; and Section VIII provides an in-depth analysis of vital sign monitoring.

After exploring UWB radar applications, the following sections focus on the practical aspects of this technology. Section IX catalogs available open-source datasets essential for developing and evaluating UWB algorithms. Complementing this, Section X provides an overview of the available UWB chips and devices. Researchers can quickly identify appropriate datasets and devices with these essential resources

for UWB radar research. Concluding the survey, Section XI outlines future research areas and ongoing challenges in UWB radar, while Section XII encapsulates the essence of the survey, summarizing the insights from various sections. For easy reference, this survey provides a comprehensive list of abbreviations and their corresponding definitions in Table I.

II. RELATED WORK

This section provides a comprehensive overview of prior UWB radar survey papers, as well as their scope and limitations. Based on this overview, we will identify the scope, research gaps, and limitations of existing work and discuss how our work will fill the gap.

The majority of surveys and overviews on UWB radars can be divided into two categories: UWB-specific and non-UWB-specific. UWB-specific studies are solely concerned with the UWB radar technology itself and cover subjects like signal processing methods, antenna design, and system architecture. Unfortunately, most UWB technology-focused

TABLE II
OVERVIEW OF PRIOR UWB RADAR SURVEYS AND HOW THESE WORKS DIFFER FROM OUR OVERVIEW PAPER.

Paper / year	Scope	Applications	UWB specific	UWB radar Standards	Chipsets	Datasets
[1] /2018	This paper discusses and compares UWB wearable antennas for off-body and on-body communications. Furthermore, it discusses UWB propagation models for off-body and on-body channels and then provides examples of UWB wireless body area networks using indoor localization and breathing monitoring.	Wireless body area networks	✓	-	-	-
[2] /2005	This paper discusses UWB radar methods and techniques for medical sensing and imaging. It covers the basics of UWB technology, its advantages, and the basics of sensing with UWB. The paper also explores the medical applications of UWB radars.	Vital Signs and Imaging	✓	-	-	-
[3] /2004	This paper discusses the use of UWB radar sensors in short-range vehicular applications, including FCC compliance, system architecture, waveform design, and suitable technology for sensor integration. It analyzes potential benefits and challenges and reviews older research in this field.	Vehicular Applications	✓	✓	✓	-
[4] /2018	This paper reviews UWB technology in IoT applications, considering its limitations and benefits, and then studies the available UWB standards in this area. The authors provide a wide range of examples of IoT and smart city applications.	IoT, Smart city	✓	✓	-	-
[5] /2009	This paper reviews UWB radars, including signal shape, radiation patterns, detection of UWB signals, and their applications in areas such as medical and localization.	Medical and localization	✓	-	-	-
[6] /2005	This paper discusses short-distance UWB radars. First, it covers measuring methods and their advantages, and it describes a non-contact measuring method. The paper also presents the block diagram of a UWB radar and discusses a radar prototype. Finally, it explores the various applications of UWB radars.	Vital signs and activity recognition	✓	-	✓	-
[7] /2006	This paper discusses the practical application of UWB radars. It explains UWB radars and their measuring methods and presents a block scheme for a UWB radar. The paper also introduces prototypes and applications of UWB radars.	Vital Signs and Localization	✓	-	✓	-
[8] /2016	This paper surveys the detection of pathological conditions and vital sign monitoring for three radars, including UWB, CW, and FMCW. The authors present a comprehensive description of the three radar technologies and provide a detailed comparison; then, they go through the different radar antennas and discuss the regulation and safety issues of the radars in medical applications.	Medical applications	-	-	-	-
[9] /2017	This paper provides a survey on wireless indoor localization, and it covers device-based and device-free techniques, including those that rely on UWB, infrared, ultrasonic, RFID, sensors, and Wi-Fi. It also discusses open research issues in the field.	Indoor Localization	-	-	-	-
[10] /2019	This paper covers device-free localization techniques for smart environments. These techniques do not require the use of devices carried by users but rely on sensors and signal processing methods to determine location. The paper classifies device-free localization techniques into radio vision and radar-based approaches. It also discusses applications, open issues, and future directions for research in this field.	Device-free localization	-	-	-	-
[11] /2020	This paper reviews hand gesture recognition using radar sensors for human-computer interaction. It covers the use of gestures for human-computer interaction, the process of acquiring hand-gesture signals through radar, and the representation of hand-gesture radar signals. The paper also discusses hand-gesture recognition algorithms.	Gesture Recognition	-	-	✓	-
[12] /2019	This paper surveys deep learning techniques applied to human activity recognition on radar. It covers various types of deep learning models and radar systems used for this purpose and reviews deep learning approaches for human activity recognition in radar. Finally, the paper provides an overview of this field's current state of the art and identifies key challenges and opportunities for future research.	Human activity recognition	-	-	-	-
[13] /2022	This paper discusses the use of deep learning and transfer learning in device-free human activity recognition and covers sensor modalities, deep learning, and transfer learning techniques, as well as the current state of research in this field.	Device-free human activity recognition	-	-	-	✓
[14] /2022	The paper covers various aspects of radar technology, including sensor architectures, RF transceiver systems, integrated radar sensors, and AI-assisted RF transceiver sensing and communications. It provides an overview of the current state of the art and discusses the challenges and opportunities in this field.	Chip-Scale RF Transceivers for Radar Sensing	-	-	✓	-
This paper	Applications, Standards, Signal Processing Techniques, Datasets, Radio Chips, Trends and Future Research Directions	Presence detection, Device-free localization, Activity recognition, Vital sign monitoring	✓	✓	✓	✓

survey papers are not very recent and, as such, do not include current trends, technologies, and innovations. On the other hand, non-UWB-specific articles discussing the overall impact and relevance of UWB radars in specific use cases, such as vital signs monitoring, gesture recognition, and activity recognition, generally underscore the pros and cons of UWB radars in these applications, comparing them to other types of radars without delving into the technical details of UWB radar technology. Additionally, there are research articles that concentrate on specific radar algorithm techniques, including machine learning and deep learning approaches. While these overviews emphasize machine learning techniques, they provide a broader perspective on applying these algorithms in radar systems rather than an in-depth exploration of UWB-specific methodologies.

Table II provides a comprehensive comparison of other surveys and tutorials in the field of UWB radar. It includes the publication year of each survey or tutorial and a brief explanation of their scope and whether they are UWB-centric. The table also lists the UWB radar applications included in each survey or tutorial. In addition to these elements, the table provides information about whether datasets, radar standards, and hardware are discussed in the survey or tutorial. Our survey is unique in that it concentrates solely on UWB radar, including a comprehensive overview of all available applications, solutions, algorithms, and essential components such as radar standards, available hardware platforms, datasets, and future research directions. As such, our work is a helpful tool for researchers in the field of UWB radar to find relevant UWB radar information and identify potential areas for further research.

A. UWB-Specific Overviews

The use of UWB radar systems has the potential to significantly impact various industries. This literature review examines studies that solely overview different aspects of UWB radar.

UWB radar technology has found an application in the medical field, where non-invasive and accurate monitoring would improve patient care. The difficulties of medical applications using UWB radars are comprehensively reviewed in [2], which discusses methods and techniques for medical sensing and imaging. Similarly, [1] examines the increasing usage of UWB technology in wireless body area networks, detailing wearable UWB antennas and their applications in on-body and off-body communication, with examples including indoor localization and breathing monitoring.

The automotive industry has benefited from the integration of UWB technology, particularly in short-range applications. [3] explores the potential of UWB radar sensors in vehicular contexts, considering aspects such as FCC compliance, system architecture, and waveform design, as well as technological integration challenges. On the other hand, in the growing domain of Internet of Things (IoT) and smart cities, UWB technology stands as a cornerstone for various applications. The work by [4] delves into the application of UWB in IoT, addressing the technology's strengths, limitations, and the

standards that have been established, alongside practical case studies demonstrating its application in smart city infrastructures.

Although the review of UWB radar technologies includes in-depth discussions on signal processing and hardware design, it is essential to note that some of the large overview papers, such as [5], [6], and [7], may not fully represent the latest advancements in the field. To gain a complete understanding of the current state of the art in UWB radar technology, it is necessary to complement these historical perspectives with recent research that encompasses the latest trends and technological breakthroughs in UWB signal shape, radiation patterns, detection capabilities, and practical applications.

Consequently, this survey is centered on UWB radar, covering an extensive range from foundational principles to cutting-edge applications and innovative solutions. This comprehensive approach sets our work apart from existing surveys, offering a fresh and novel perspective in UWB radar studies.

B. Non-UWB-Specific Overviews

There is a wide range of radar technologies available beyond UWB technology that have found applications in various fields. This section explores the literature that offers a broader perspective on radar applications without solely focusing on UWB. Most of these overviews concentrate on specific applications or solutions like machine learning and provide a comparison of different types of radars, including UWB radar.

The medical radar technology landscape is diverse, with different types of radar being employed for various applications. An extensive survey [8] compares the use of UWB, Continuous Wave (CW), and FMCW radars for detecting pathological conditions and vital sign monitoring, emphasizing the unique attributes and challenges associated with each technology.

The field of wireless indoor localization has seen the use of various radar technologies, including UWB radar, as discussed in a detailed survey presented in [9]. The paper examines the advantages and limitations of each technology and identifies research questions that remain unresolved. Additionally, human-computer interaction is another area where radar technology has been effectively applied. The survey presented in [11] focuses on using radar sensors for recognizing hand gestures, outlining the signal acquisition process and the associated recognition algorithms.

Human activity recognition is an active research area where machine learning and transfer learning techniques are applied to various sensor modalities, including radar. The papers [12] and [13] explore these techniques, with the former focusing on deep learning for radar-based activity recognition and the latter providing a broader view of the application of both deep learning and transfer learning in the field.

Finally, [14] discusses into the latest advancements in radar chip technology, covering sensor architecture, integrated sensors, and the combination of Artificial Intelligence (AI) with Radio Frequency (RF) sensing and communication. It offers a valuable perspective on the current technological standards and future trends in radar chip development.

In our study, we extend the coverage of existing literature and provide a comprehensive overview of UWB radar technology, incorporating an analysis of the existing challenges and future work in this field. Unlike other overviews that touch upon UWB technology in a broader sense, our work focuses specifically on UWB radar, providing a detailed analysis. Our survey focuses on the various applications of UWB radar, such as presence detection, device-free localization, activity recognition, and vital sign monitoring. We have also studied the specific methodologies of UWB radar, including standards, hardware components, and datasets, making our survey an essential resource for researchers and practitioners looking for a comprehensive understanding of UWB radar technology. By concentrating solely on UWB radar technology, we have differentiated our survey from others and made it an essential resource for people seeking an in-depth understanding of this technology.

III. UWB BASICS

In the 1990s, while working on a new high-speed, low-cost sampler for pulse laser research, McEwan developed a Micropower Impulse Radar (MIR) system, which used UWB signals for radar applications. This discovery sparked interest in the potential uses of UWB technology, and research on UWB has continued to advance in the subsequent decades [15].

A. Definition and technology characteristics

UWB is a wireless technology transmitting sub-nanosecond pulses, resulting in large bandwidths, that utilizes very low-power radio waves to communicate over a short distance. Shannon's capacity formula declares that a wide bandwidth equates to a significant capacity, enabling high processing improvements and accommodating the opportunity to access a massive number of users. To further explore this idea, UWB signal has two definition methods: first, to have a bandwidth greater than 0.5 GHz or, second, to have a fractional bandwidth greater than 0.2 [16]. Fractional bandwidth (B_F), in this case, is the proportion of the signal's bandwidth (BW) to its central frequency (f_C), demarcated by the -10dB emission points [17]. Any signal meeting one of the above conditions is defined as an UWB signal. The conditions are defined in brief below:

$$BW > 500MHz \quad (1)$$

$$B_F \geq 0.2 \quad (2)$$

And the B_F can be defined based on the upper (f_H), lower (f_L), and f_C frequencies as below:

$$B_F = \frac{BW}{f_C} = \frac{(f_H - f_L)}{(f_H + f_L)/2} \quad (3)$$

This technology exploits the spectrum between 3.1 GHz and 10.6 GHz [18], enabling data transmission speed up to reach 110 Mbps over a range of up to 10 meters [19]. However, leading companies in the field are striving to improve the data rates, reaching up to 1.66 Gbps for short-range applications

[20]. Generally, UWB pulses are distinguished by their short pulse duration in the order of sub-nanoseconds or picoseconds [21]. Also, the pulse amplitude must be normalized to meet the FCC mask requirements, which we will discuss in more detail in the Overview of UWB standards at the end of this section.

Several limitations and challenges associated with the application of UWB pulses need to be addressed [22]. One major challenge is the complex radio channel, which can lead to significant signal degradation due to multipath and fading effects. Another challenge is reconciling UWB and high-efficiency operation in a compact, low-frequency footprint. To overcome these challenges, researchers have explored using higher frequencies and more advanced antenna designs that can operate efficiently at UWB frequencies. Moreover, the propagation mechanisms for UWB signals in mobile and indoor settings are intricate, requiring careful consideration of the environment and signal characteristics to achieve optimal performance. Additionally, the characteristics of the UWB communication channel cause the pulse shape to undergo complete changes, including not just phase and amplitude alteration but also frequency dispersion, which can result in significant signal distortion. As such, it is crucial to develop signal-processing techniques to mitigate these effects and improve the overall performance of UWB systems.

UWB channels can be analyzed in the time and frequency domains, each of which has specific parameters to investigate. For instance, in the time domain, temporal properties of the channel, such as amplitude fading, time of arrival, and power delay profile, are taken into consideration. On the other hand, parameters like the geometry, proximity to the unit circle of the poles, and the channel's frequency response are studied in the frequency domain. Additionally, information about the frequency-selective nature of the channel, such as the bandwidth and the frequency-dependent attenuation, is extracted [23].

The Channel Impulse Response (CIR) is a fundamental concept in UWB communication systems that characterizes the behavior of the channel. In our study, we adopt the CIR model presented in [24]:

$$h(t) = \sum_{i=1}^L A_i \delta(t - \tau_i) + \nu(t) \quad (4)$$

This equation consists of two main components: deterministic multipath components and diffuse multipath components modeled as Additive Gaussian White Noise. The first term represents the deterministic multipath components, which account for the propagation of the UWB signal through multiple paths with different delays. An amplitude A_i and a corresponding delay τ_i characterize each component. The second term represents the diffuse multipath components, which capture random variations and disturbances in the channel. These components are modeled as Additive Gaussian White Noise denoted by $\nu(t)$, enabling the realistic representation of the channel's behavior. The equation describes the autocorrelation of this noise as below:

$$E [\nu(t) [\nu(\tau)]^*] = S(t)\delta(t - \tau) \quad (5)$$

where the autocorrelation function $S(t)$ signifies uncorrelated noise at different time instances, except for a correlation spike at $\tau = t$.

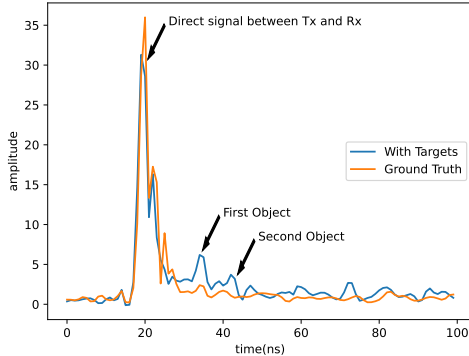


Fig. 2. Illustration of a CIR sample of UWB radar in two scenarios. Scenario 1 (orange): no target in front of the radar. Scenario 2 (blue): two targets in front of the radar

We provide a clear illustration of the CIR for UWB radar. The transmission from the Transmitter (TX) to the Receiver (RX) is illustrated in Fig 2. It represents the ground truth channel impulse response, where no targets are in front of the radar. It also shows the CIR with two targets that have been recognized and are denoted by arrows. Within the radar scenario, these targets correspond to particular objects or locations of interest. The figure illustrates the practical usage of the CIR by showing how targets in UWB radar systems can be identified and located. By viewing the CIR and evaluating signal characteristics such as target arrival times and amplitudes, information about the radar scenario can be derived, assisting in applications such as object detection, localization, and tracking.

UWB radar is classified into Direct Sequence Ultra Wideband (DS-UWB) radar and Impulse Radio Ultra Wideband (IR-UWB) radar. The fundamental distinction between them is how they transmit and receive signals. To transmit and receive signals, DS-UWB radar utilizes a direct-sequence spread spectrum. This method includes modulating a narrowband carrier signal with a wideband Pseudo-Random Noise (PN) code, which spreads the energy of the signal all over a wide frequency band. The receiver can then demodulate the signal using the same PN code that was applied to de-spread it. IR-UWB radar, on the other hand, transmits and receives signals using an impulse-based technique. Instead of a continuous carrier signal, this approach uses short, higher-power pulses that are broadcast at random intervals. The receiver may then pick up these pulses and calculate the target's distance by measuring the Time of Flight (ToF) [25].

IR-UWB modulations employ techniques such as Pulse Amplitude Modulation (PAM), On-Off Keying (OOK), Bi-Phase Modulation (BPM), and Pulse Position Modulation (PPM) to transmit data over a wide range of frequencies. PAM

and OOK are not widely used in UWB systems due to their susceptibility to noise interference. BPM has the advantage of being less susceptible to distortion but only supports binary communication. PPM is efficient in minimizing spectral peaks and less sensitive to channel noise but requires precise timing synchronization. Choosing the appropriate modulation depends on the desired data rate, transmission range, and application requirements [26].

Because of its benefits over the other UWB technologies, IR-UWB is preferred. Compared to DS-UWB, IR-UWB is simpler to implement, uses less power, and is more robust against multipath interference. Owing to these benefits, IR-UWB is a superior option for battery-operated devices and in settings with many obstacles or potential interference sources. Nevertheless, as each technology has unique advantages and disadvantages, selecting the right UWB technology ultimately depends on the application's requirements.

B. UWB advantages, disadvantages, and features

UWB radar is a cutting-edge technology with a broad variety of capabilities, ideally suited for many applications. The capacity of UWB radar to deliver precise positioning is one of its main advantages. The large bandwidth resulting in short signals because of the inverse relation with bandwidth increases the time resolution of UWB signals [27]. It lets a UWB radar measure the distance between the radar and the target using the ToF method. In addition to accurate positioning, UWB systems can also offer real-time location measurement under its positioning accuracy limitations, making it ideal for applications requiring fast and stable data transmission, like fast-moving objects in diverse scenarios such as drones and automation systems [28], [29].

UWB is far more accurate than the Received Signal Strength Indication (RSSI) approach used by WiFi and Bluetooth, which can be impacted by multi-path fading and other variables. The resilience of UWB radar against multi-path fading, which happens when a signal travels along numerous routes before interfering with one another, is another benefit [30]. Unfortunately, fading can result in substantial positioning inaccuracies. However, UWB radar can get around this issue because of its high time resolution, short pulses, and extremely precise ToF measurement technique [31]. UWB radar is also highly resistant to narrowband interference, which can disrupt the operation of other technologies. The wide bandwidth of UWB signals allows them to occupy a large portion of the spectrum and thus reduces the likelihood of interference from other narrowband signals. This makes it a reliable and robust choice for applications that require uninterrupted operation [32].

Additionally, UWB technology has been shown to have the ability to coexist with other wireless technologies without causing significant interference. This is because UWB signals have a low power density and can be highly directional, which reduces the likelihood of interference with other systems operating in the same frequency band [33].

UWB technology can be low-power, meaning it can operate for long periods without requiring frequent battery

replacements. Furthermore, UWB radar is capable of quick and consistent data transmission over a large spectrum of several GHz ranging from 3.1 to 10.6 GHz, despite its low power consumption. Due to its wide spectrum and ability to function over short distances, it can be used for security, asset tracking, and indoor navigation applications [34], [35]. On the other hand, for the same reasons, this technology has lower costs than the other methods to provide higher-quality communication.

Furthermore, UWB radar and communication systems have been presented as secure solutions for various applications. This can be attributed to UWB signals being challenging to discover and intercept for undesired parties because of their wide bandwidth and low power density. Moreover, UWB technology can be combined with other security mechanisms like encryption and secure key exchange protocols to further increase communication security [36].

Due to the wide bandwidth employed by UWB radar systems, the peak power density of the signal can be reduced, and the possibility of injuring live tissues is decreased. UWB radar systems frequently operate at frequencies higher than 1 GHz, which makes them non-invasive. The signal's absorption by live tissue is diminished at these high frequencies, reducing the possibility of heating [37]. In contrast, traditional radar systems employ powerful, narrowband waves that can damage live tissue and cause significant heating. Because UWB radar can pass through non-metallic objects, it is a fantastic choice for non-invasive testing, medical imaging, and other applications needing less intrusion [38].

The capacity of UWB radar technology to penetrate biological tissues, enabling non-contact measuring applications, is one of its key features. This feature of UWB radar is especially useful for non-destructive testing and medical imaging. UWB radar systems use high-frequency waves that can penetrate non-metallic materials like skin and other biological tissues to assess internal organs and structures without direct contact. This characteristic of UWB radar technology makes it an essential instrument for non-destructive testing and medical imaging since it offers an easy and convenient way to measure internal body structures and find abnormalities.

C. UWB radar Systems

The physical setup of targets, transmitters, and receivers in a radar setup is referred to as its system. Monostatic, bistatic, and multi-static radar systems are the three main categories as depicted in Fig 3.

Mono-static radar systems, where the transmitter and receiver are co-located, are valued for their deployment simplicity and cost-effectiveness. Their range is not inherently shorter than that of bi-static or multi-static systems, as it depends on various factors like transmitted power, receiver sensitivity, and the transmit-to-receive isolation. Mono-static radars can be highly sensitive to weak signals and offer excellent Doppler sensitivity because the Doppler effect directly corresponds to the relative velocity of the target. They are, however, more susceptible to interference and jamming due to the single path for both transmission and reception.

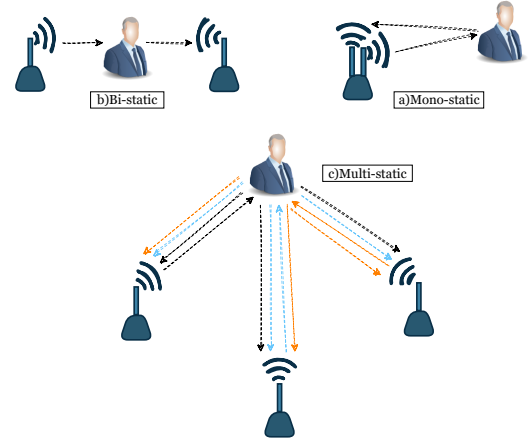


Fig. 3. Different UWB radar system topologies. a) Mono-static; b) Bi-static, characterized by separate placements of the transmitter and receiver, providing varied angles to the target (in this case, with co-linear alignment); c) Multi-static, featuring multiple units that can be either co-linearly aligned on one side or strategically positioned to encircle the target for enhanced detection.

Bi-static radar systems, with separate transmission and reception locations, can exploit spatial diversity, potentially offering extended detection ranges under certain geometrical conditions. Sensitivity and Doppler sensitivity in bi-static radars are highly dependent on the bistatic angle and can be comparable to mono-static radars. The physical separation of antennas allows for better target discrimination, and the system can be adaptable to different operational scenarios, although the fixed distance between antennas may pose deployment challenges.

Multi-static radar systems involve multiple transmitting and receiving antennas. They offer extensive coverage, high target resolution, and excellent sensitivity, including Doppler sensitivity, due to the diverse paths and angles of signal reception. However, they suffer from the most complex system architecture requiring tight synchronization. Multi-static systems are typically more resistant to jamming because of their distributed nature, which makes it difficult for jammers to disrupt all signal paths. Despite their high complexity and cost, they provide advanced capabilities and the greatest operational flexibility.

Indeed, the geometric structure and relative positioning of radar components such as antennas, transmitters, and receivers are critical variables that substantially impact the radar system's performance and capabilities. This arrangement provides a comprehensive spatial sample of the target area, leading to a more complete and accurate depiction of the target in the context of a setup where the target is contained by the radar devices, referred to as an "encompassing" or "surrounding" configuration. This is especially beneficial in multi-static systems, where employing many transmitters and receivers can result in improved target resolution, coverage, and discrimination.

A colinear design, in which the radar devices are aligned along a single line, on the other hand, has particular benefits and limits. In mono-static and bi-static systems, this setup is standard. Despite the restrictions in range and sensitivity, a

TABLE III
OVERVIEW OF UWB RADAR STANDARDS, THEIR STANDARDIZATION ORGANIZATION, AND THEIR SCOPE.

Institute	Number	Application	Scope
ETSI	EN 302 065-1	Communications devices, Presence detection, Non-contact vital signs	Applies to UWB technologies for short-range applications across a range of equipment. Restrictions for outdoor fixed locations and aviation use.
ETSI	EN 302 065-2	Location tracking	Concerns UWB technologies for location tracking, detailing three types of systems (LT1, LT2, LAES). Excludes UWB transmitters used in aviation and public vehicles.
ETSI	EN 302 065-3	Keyless entry	Focuses on UWB technologies for short-range applications in road and rail vehicles. Excludes fixed road infrastructure installations and aviation use.
ETSI	EN 302 065-4	Building material analysis, Security Scanning, Ground humidity and condition, Non-Contact based external material sensing, Parking lot sensor	Specifies requirements for UWB in material sensing applications, including non-fixed and fixed material sensors. Excludes UWB communication devices and various radar devices.
IEEE	1672-2006	UWB radar	Organizes the terms and definitions used in the field of UWB radar
IEEE	802.15.4ab	High volume consumer platforms, Public health sector, Industrial sector, Transportation sector	Focuses on enhancing UWB PHYs, MAC, and ranging techniques, improving accuracy, power efficiency, device density support, and hybrid operation with narrowband signaling with priority to low duty-cycle ranging.
Google	Ripple	vital sign monitoring, occupancy detection, activity and gesture recognition	A standardized open radar API designed to promote compatibility between hardware and software to boost the development of user-friendly radar applications for a wide range of consumer purposes.

colinear arrangement might be helpful for mono-static systems when the transmitter and receiver are co-located due to their simplicity and cost-effectiveness. The colinear arrangement can utilize spatial variability to some extent in bi-static systems. A colinear configuration's discrimination skills differ significantly from an encompassing arrangement's. However, in all circumstances, the configuration must be chosen with the unique operating requirements, the trade-off between complexity, cost, and performance, and the physical and environmental restrictions in mind.

D. Overview of UWB radar standards

Driven by the increased industry interest in UWB, over the past years many standards have been proposed for the UWB physical layer, and to a lesser extent for UWB localization. An extensive overview of these standards can be found in [39]. In contrast to standards focusing on UWB localization, only a limited number of UWB radar standards are currently available.

At the physical layer, it is generally assumed that UWB radar systems will use the same standards as those already defined for UWB ranging and localization [39]. Similar to UWB localization systems, these standards impose regulations for UWB radar, and the FCC has implemented several restrictions on the frequency and power of UWB devices [40]. As a result, UWB devices must adhere to specific frequency channels and power limitations to prevent interference with other wireless technologies. This is illustrated in Fig.4, which shows the power restrictions that differentiate UWB from other technologies based on the bandwidth requirements.

When considering UWB radar-specific standards, the following ongoing standardization bodies are of interest. From the IEEE organization, the IEEE 1672-2006 standard provides definitions for promoting clarity and consistency in the use of UWB radar terminology. The definitions represent the consensus of a panel of radar experts [41]. While limited standards

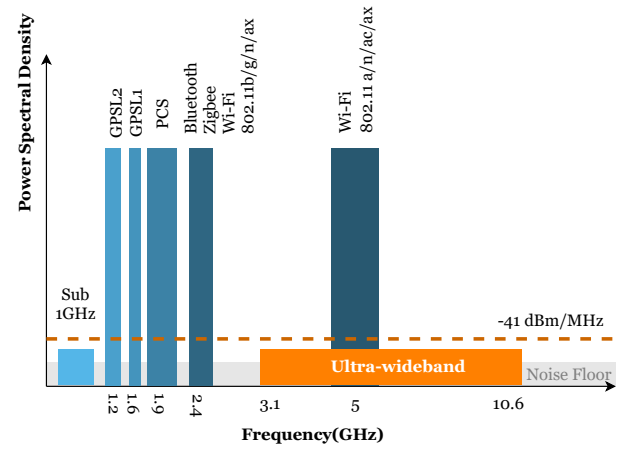


Fig. 4. Comparison of the power spectral density and bandwidth of UWB radio technology versus other technologies.

are available describing the higher UWB radar layers, new and improved standards are likely to focus on a specific use case or a specific environment. For example, European Telecommunications Standards Institute (ETSI) provides use case-specific standards for cases such as presence detection, through-air non-contact vital signs, location tracking, UWB parking lot sensors, gesture recognition, etc [42]–[44].

A significant advancement to be mentioned is introducing the IEEE 802.15 WSN™ Task Group 4ab (TG4ab) 802.15.4 UWB Next Generation standard. This standard modifies the existing 802.15.4-2020 and its approved amendments, such as 802.15.4z-2020. It aims to improve the existing UWB physical layers and the MAC sublayer [45]. This amendment seeks to expand the utility of the standard for a broader range of UWB applications by improving aspects such as coding, modulation schemes, interference mitigation techniques, accuracy, precision, reliability, and interoperability for high-integrity ranging, among others.

Finally, at the service-level and integration level, Ripple is

TABLE IV

OVERVIEW OF UWB RADAR APPLICATION DOMAINS, AS WELL AS THEIR TYPICAL SYSTEM SETUP, SAMPLING RATE REQUIREMENTS, BANDWIDTH REQUIREMENTS, THEIR TYPICAL POST-PROCESSING TECHNIQUES, AND EXAMPLE USE CASES. DETAILED DESCRIPTIONS ARE GIVEN IN SECTIONS V - VI

Applications	Typical system	Sampling rate	Bandwidth requirement	Most Common Applied Techniques	Cases and Examples
Presence Detection (Section V)	mono-static	low	low	Background Subtraction, Anomaly Detection	Occupancy detection, People counting, and In-car seat occupancy detection
Device-free localization (Section VI)	multi-static	low	low	Clutter subtraction, Target detection, Target localization, Target tracking	Distance estimation, Angle estimation, Human tracking
Activity recognition (Section VII)	mono-static / multi-static	high	high	Preprocessing techniques (clutter and noise removal - region of interest extraction), Feature extraction techniques, Classification Algorithms (Pattern recognition and neural networks)	Sleep monitoring, Fall detection, Elderly care, Human identification, ADL (activities of daily living), Hand gesture recognition
Vital sign monitoring (Section VIII)	mono-static	high	high	Data filtering, Signal separation and feature extraction, Machine learning and data modeling	Emergency and natural disaster, Child and elderly care, Vehicular monitoring, Animal health monitoring

an open Application Programming Interface (API) standard for general-purpose consumer radar that allows for interoperable software libraries to work across various radar hardware implementations, making it easier to build and integrate new radar applications [46]. In addition, the standard enables developers to create specialized extensions to support their use cases. Google is one of several partners working on developing the standard alongside companies like Ford, Blumio, Infineon, NXP, and Texas Instruments. To concisely present these standards, a table is referenced (see Table III), which summarizes the standards. It includes the scope and applications of the available standards.

IV. APPLICATIONS OVERVIEW

In this section, we will provide a high-level overview of UWB radar use cases and compare them in terms of functionality. Afterward, the next sections will discuss in-depth the technical aspects of each use case.

We classify the applications into five main classes named as vital sign monitoring, activity recognition, presence detection, distance estimation, and device-free localization. Each main category includes subcategories that have specific applications in diverse areas. In the following sections, we will go through all the main categories in detail.

In the forthcoming Table IV, we present a structured outline of the various applications of UWB radar, which will be further dissected in Sections V through VIII. This table details the typical system configurations, sampling rates, bandwidth requirements, commonly applied techniques, and practical examples and cases for each UWB radar application. Following this, we will delve into each application category with subsections. These subsections will look into the UWB radar applications by reviewing specific scientific studies, discussing the techniques employed, and analyzing the current trends and observations in each area. Each application will be reviewed to give readers a comprehensive understanding of the state of UWB radar technology in these areas.

Simultaneously, analyzing the various trends in the UWB radar technology sector reveals distinct dependencies between

system configurations and operational needs, contingent upon their intended applications. For instance, presence detection generally employs a mono-static system configuration characterized by minimal bandwidth and sampling rates. In contrast, device-free localization demands a more complex multi-static system, albeit with similar low sampling and bandwidth requirements. When delving into activity recognition, the complexity rises when both mono-static and multi-static setups are used, necessitating higher sampling rates and bandwidth. Vital sign monitoring parallels activity recognition regarding high sampling and bandwidth specifications, but it typically operates within a mono-static system framework. UWB technology is tailored and scaled in complexity and technical capacity to meet the nuanced sensitivity and specificity necessitated by each application.

V. PRESENCE DETECTION

Identifying and examining changes in the movements or presence of objects or individuals within a particular area is often referred to as motion or presence detection. This is widely used across security, monitoring, robotics, and interactive gaming sectors. The application domains of presence detection span multiple uses, such as occupancy detection, people counting, and in-car occupancy detection in the current UWB radar studies.

Various technologies can be utilized for presence detection, ranging from computer vision to infrared, mmwave, and ultrasonic sensors. Amongst these technologies, the use of UWB radar for presence detection has several advantages. UWB radar offers good accuracy at a relatively low cost. When using sufficient bandwidth, UWB radar has a high degree of precision in detecting small changes in distance, motion, and velocity, making it ideal for presence detection. Another argument is that it utilizes very little power. UWB radar transmits and receives signals with low power, making it energy-efficient and suited for long-term monitoring and detection. In addition, UWB radar has the ability to pass through furniture, walls, and other obstructions, making it perfect for locating and following objects and people in cluttered surroundings.

Since no identifying personal information is captured, UWB radar is also well-suited for applications where privacy is a concern. Finally, in contrast to e.g. video-based solutions, the installed UWB system can simultaneously be used for localization and/or communication.

In the upcoming sections, we will examine the available papers related to various use cases in the field of presence detection and categorize the techniques employed for them. Finally, we will explore the trends and insights gathered from the current research in this domain.

A. Overview of scientific publications focusing on presence detection

The domain of presence detection research is broad. In the subsequent parts of this section, we will explore the scientific articles that focus on this area comprehensively. The following parts of this section are classified into three distinct categories: occupancy detection, people counting, and in-car seat occupancy detection. These papers, as presented in Table V, do not only note the publication year of each article but also offer a detailed snapshot of the context of the application, achieved accuracy percentages, and several technical specifications, including the experimental setup, employed bandwidth, central frequency, and the type of radio chip used. The subsequent subsections will provide a classified explanation of the selected papers listed in the table.

1) *Occupancy detection*: The detection of occupancy or human presence using UWB radar has several practical applications beyond merely monitoring places. In crisis management circumstances such as earthquakes, this technology can save lives by allowing first responders to locate and rescue trapped individuals. A UWB radar can detect human presence by identifying a state change in the CIR, even through rubble and other obstacles, providing a critical advantage in time-sensitive rescue operations. Aside from disaster relief, the applications of UWB radar for human detection are diverse, from advanced home automation systems to security surveillance. Given its broad application spectrum, UWB radar is a vital study topic in human presence detection.

[47] advances the field of presence detection using UWB radar by introducing a novel, robust detection method capable of operating effectively in diverse clutter environments. It examines various scenarios, such as detecting a standing individual in a typical clutter environment, an individual in prone position in heavily cluttered conditions, and detecting multiple individuals within a conventional clutter setting. On the other hand, the study detailed in [48] illustrates the utilization of a monostatic IR-UWB radar to detect human presence. The investigation focuses on recognizing individuals by analyzing their unique locomotion patterns. An innovative algorithm is proposed within the study, its primary function being to distinguish ambulatory humans from other moving objects, like automobiles, particularly within metropolitan settings. The central aim of this research is to augment pedestrian safety within areas frequented by vehicles. A monostatic UWB radar was installed 0.5 meters above California Blvd's curb level to gauge the methodology's efficacy. The device conducted

1778 scans when no one was around and 708 more scans when humans were present. This allowed for extensive experimentation and thorough examination. The third paper, [49], delineates a notable advancement in presence detection using UWB radar, introducing a method that harnesses the power of Tiny Machine Learning (TinyML) for efficient resource usage. The proposed solution was tested in two critical scenarios: detecting occupants in a vehicle's rear seats and the presence of an individual in indoor settings. They achieved 98.5% for indoor scenarios and 99.5% accuracy for the vehicle's rear seat occupancy with highly efficient resource usage.

The papers discussed focus on presence detection using UWB radar in mono-static settings, without considering the detection of humans without utilizing their vital signs. For further research, exploring the challenges and scenarios related to the detection of humans without relying on their vital signs in mono-static settings could be an interesting avenue to pursue.

2) *People Counting*: People counting is a significant problem in various fields, such as retail, security, and transportation. Additionally, the application of UWB radar-based people counting can extend to areas like crowd management in public spaces, occupancy monitoring in smart buildings, and optimizing resource allocation in healthcare facilities. For example, [50] delivers experiments involving two indoor environments: a lobby with an open layout and high ceiling and a hall with blocked walls and a low ceiling. Up to ten people were allowed to move freely within fan-shaped spaces, and an IR-UWB radar sensor was positioned near the apex of each space to capture the reflected signals. The accuracy of their measurements is based on two distances - five and ten meters - and an 80-degree field of view. When aiming for a relaxed accuracy of one person, their success rate is approximately 100%, permitting counting errors of ∓ 1 . However, their success rate for strict accuracy falls between 82% and 92%. On the other hand, [51] counts the number of passing people and utilizes two IR-UWB radar sensors with antennas with a narrow beam width horizontally. The radar's propagation direction is perpendicular to the direction humans are moving, creating two layers capable of simultaneously counting multiple individuals passing. This paper offers valuable insights into how such technology can be employed for broader social benefits. Its conclusions for crowd management, urban planning, and smart city applications make this paper attractive at the intersection of advanced radar technology and urban planning.

Experiments were carried out in two rooms in the study conducted by [59]. One room was 3×4.5 in size with furniture placed near the walls, while the other was 5×5 with furniture placed near the walls and in the middle, resulting in limited movement. In order to collect CIR vectors for up to five people in Room A and up to eight people in Room B, UWB modules were placed on desks in each room. These modules transmitted and received signals in a bi-static system, which sets this study apart. Volunteers were either moving randomly or standing still in the rooms while the data was collected. Their research revealed that UWB technology has an accuracy rate of 100% for five people and 89% for eight people. They also compared

TABLE V
OVERVIEW OF SCIENTIFIC PAPERS UTILIZING UWB RADAR FOR PRESENCE DETECTION

Paper	year	Sub-type	Accuracy	system	Devices	Bandwidth	Central F	Chip
[50]	2020	People counting	81% 99%	mono-static	1	1.5GHz	7.29GHz	Novelda Xethru X4M03
[52]	2017	People counting	36% 70%	mono-static	1	2.3GHz	6.8GHz	Novelda NVA-R661
[53]	2021	People counting Fall detection	88% - 100%	multi-static	8	0.9GHz	4GHz	Decawave DW1000
[51]	2017	People counting	93%	mono-static	2	-	-	Novelda NVA-6201
[54]	2017	people counting	99.9%	mono-static	1	2.3GHz	6.8GHz	Novelda Xethru X2
[55]	2021	people counting	92%	mono-static	1	1.4GHz	7.29GHz	Novelda Xethru X4
[56]	2022	people counting	95.5% - 98.8%	mono-static	1	1.4GHz	7.29GHz	Novelda Xethru X4
[57]	2020	people counting	76.1% - 91.6%	mono-static	1	1.5GHz	7.29GHz	Novelda Xethru X4
[58]	2021	people counting	97%	mono-static	1	4.66GHz	0.55GHz	-
[59]	2021	people counting	89% - 100%	multi-static	2	0.5GHz	-	Decawave DWM1000
[60]	2022	People counting	97.1%	mono-static	1	1.4GHz	7.29GHz	Novelda Xethru X4M03
[61]	2023	People counting	86.66%	mono-static	1	1.4GHz	7.29GHz	Novelda Xethru X4M02
[62]	2023	People counting	99%	bi-static	2	0.5GHz	7.98GHz	Decawave DWM3000
[49]	2022	Occupancy	90.6%	mono-static	1	1.2GHz	7.9GHz	ARIA LT103OEM
[63]	2020	Car seat Occupancy	99%	mono-static	1	6.3GHz	3.85GHz	Novelda NVA6100
[64]	2020	Car seat Occupancy	91.9%	mono-static	1	6.3GHz	3.85GHz	Novelda NVA6100
[65]	2023	Car seat Occupancy	-	mono-static bi-static	2	6.5GHz 7GHz	0.5GHz 5GHz	ILMSENS m:explore
[66]	2009	Trapped human detection	-	bi-static	2	2GHz	4.5GHz	custom hardware
[47]	2020	Occupancy	-	mono-static	1	1.5GHz	7.29GHz	Novelda Xethru X4M03
[48]	2009	Occupancy	False alarm: 1.58%	mono-static	1	3.2GHz	4.7GHz	Timedomain P210
[67]	2023	Occupancy	100%	mono-static	1	-	-	NXP NCJ29D5

UWB with other technologies, such as Wi-Fi and Long Term Evolution (LTE), which demonstrated higher accuracy and the ability to distinguish larger groups of people in spacious areas.

The three articles introduced novel strategies for people counting using UWB radar, offering meaningful perspectives for scholars and professionals. Each paper considered different circumstances, including broad areas, people-passing counting, and multi-environment approaches, utilizing unique methods to count individuals per their respective scenarios. However, it is essential to address the hardware complexity caused by the high sampling frequency, and future research could focus on more complex scenarios with larger crowds in larger areas.

3) *In-car seat occupancy detection*: As of recently, UWB devices are also integrated into cars. The main driver of this trend is to allow fob-less car keys, instead unlocking cars with UWB devices from smartphones for improved convenience as well as improved safety. This trend is largely driven by the Digital Key standard from the Car Connectivity Consortium (CCC), which utilizes UWB for hands-free, keyless access and location-aware features for cars. For example, Audi and BMW recently included UWB in their next-generation cars

to allow unlocking doors with UWB-enabled smartphones. The automotive industry is already thinking of reusing this hardware for cabin sensing for (i) safety (monitoring the alertness of the driver, child left-behind detecting systems, etc.) and (ii) comfort and personalization (detecting which seats are occupied, gesture control for hands-free car interactions, etc.).

Two recent papers have explored this topic using UWB radar. In the initial paper, [63], a radar is installed inside a car at the rearview mirror to keep track of all seats. This results in 32 different seating scenarios for five seats, depending on whether they are occupied or not. The authors collected IR-UWB radar signals from these scenarios, varying the subjects, their number, location, and the type of vehicle. A Deep Neural Network (DNN) was then used to train a classifier using these preprocessed radar signals, eliminating the need for a feature extraction stage. The proposed DNN-based localization method improved performance over conventional machine learning techniques, demonstrating its effectiveness in in-vehicle localization. In the second paper [64], a method was presented to monitor individuals inside a vehicle using the same dataset as the first paper. The paper explains an

ensemble learning-based classification technique that uses feature extraction and selection to identify the signal's statistical characteristics as classification criteria. Additionally, it uses a neighborhood component analysis algorithm for feature reduction. They achieve high classification accuracy while keeping the computational complexity low. These studies demonstrate the potential of UWB radar technology for human presence and car seat occupancy detection in vehicles, which could have significant implications for improving safety and comfort in future automobiles.

B. Presence Detection Techniques

This section describes the two most commonly used techniques for UWB radar-based presence detection: background subtraction and anomaly detection.

1) *Background Subtraction*: UWB radar systems deployed in realistic environments are impacted by the presence of obstacles, walls, etc., even when no persons are present. Background reduction techniques aim to filter out the effects of these stationary obstacles, allowing to focus only on the person-specific CIR effects that arise when persons are present. In practical terms, they aim to characterize and subtract the time-invariant background CIR, with the aim of then detecting which obstacles are transient. Even without persons, the received CIR samples will vary over time due to imperfect clocks, antenna coupling, impedance mismatch response, and ambient static clutter [68]. As such, often a calibration phase is used to characterize the background using multiple samples in the absence of persons. For this purpose, there are numerous strategies, such as fundamental averaging techniques, adaptive variations, parametric or non-parametric multi-modal background models, and methods utilizing principal component analysis, filters, and predictors [69].

There are applications for background removal in UWB radar, as demonstrated in two papers. In [52], the authors explore techniques such as adaptive thresholding and moving average filtering to eliminate background noise while preserving signals from moving objects. They also consider the use of Principal Component Analysis (PCA) but find it does not enhance performance. Meanwhile, in [50], the focus is on thresholding as a straightforward yet effective method for background noise removal. The authors suggest the possibility of using adaptive thresholding with varying thresholds for different frames to improve people counting accuracy, particularly in noisy environments. These papers collectively highlight the significance of background removal techniques in achieving precise people counting using UWB radar sensors. Additionally, [70] employs the Adaptive Median Filter (AMF) to eliminate background interference. The AMF, recognized for its ability to mitigate noise and refine signals through the substitution of individual values with the median value of adjacent values, operates as a non-linear filter. Due to its efficacy and expeditious processing capabilities, it proves advantageous in scenarios demanding instantaneous processing. The research article applies the AMF to UWB radar imagery, amplifying the signal-to-noise ratio and streamlining human motion detection.

2) *Anomaly Detection*: The process of identifying unexpected incidents in datasets is known as anomaly detection. Anomaly identification is crucial in data analysis to find data points deviating from expected or standard patterns, which can e.g. represent the presence of new persons in a room.

The field of anomaly detection in UWB radar has been explored in three papers [71]–[73]. In [71], the authors propose a Kullback-Leibler Divergence (KLD) based anomaly detection method. This method effectively identifies anomalies by measuring the distance between observed data and a normal distribution using KLD. The paper demonstrates the application of this approach in through-wall human detection using UWB radar. The KLD-based method proves to be highly accurate and capable of detecting humans in various scenarios involving different wall materials.

Another study [72] introduces an anomaly detection method combining Wavelet Packet Transform (WPT) and Statistical Process Control (SPC). The UWB radar system generates human body images through walls, which are then analyzed using WPT to obtain wavelet coefficients. SPC is subsequently employed to monitor these coefficients for anomaly detection. The results reveal the effectiveness of the WPT and SPC-based methods in accurately detecting humans behind walls, even in diverse scenarios with different wall materials. This approach benefits from the compact representation of signals through wavelet coefficients and the statistical process control techniques for identifying coefficient anomalies.

[73] focuses on a different approach, employing Kernel Principal Component Analysis (KPCA) and PCA for anomaly detection in UWB radar-based through-wall human detection. KPCA maps the data into a higher dimensional space using a kernel function. At the same time, PCA reduces the dimensionality of the data by projecting it onto a lower-dimensional subspace. Both methods effectively identify anomalies in the generated human body images, demonstrating high accuracy in detecting humans across various scenarios. The utilization of KPCA and PCA enables enhanced data separation and visualization, leading to successful through-wall human detection using UWB radar.

C. Trends and Observations

This section provides a comprehensive overview of developments, highlighting how technological choices and implementation strategies are adapting to better cater to varied application requirements and environmental complexities. Mono-static radar setups, having a co-located transmitter and receiver, are commonly applied in straightforward applications like people counting and presence detection. They are preferred due to their simplicity, cost-efficiency, and suitability for short-range applications. However, the trend is shifting towards multi-static configurations for more challenging scenarios requiring greater resolution and precision. Multi-static configurations utilize numerous spatially separated antennas and are increasingly adopted for intricate tracking tasks.

In terms of bandwidth, the common practice involves using wide ranges, typically between 500 MHz and 5 GHz, particularly when high resolution and precision are required,

such as in congested areas or for detecting a large number of people. While bandwidths greater than 500 MHz may not be technically necessary for all use cases, the trend is to opt for larger bandwidths in more challenging conditions, as they provide better discrimination between discrete items.

The central frequency choice is also a significant consideration. Lower frequency signals have superior object penetration, making them effective for detecting people or objects hidden behind obstacles. They are also adept at reaching longer distances, which aligns with the need for long-range detection. The trend, however, points towards the use of higher-frequency systems in scenarios where larger bandwidths and better resolution are required for discrimination between closely spaced objects.

High sample rates are usually selected in UWB radar systems to meet the Nyquist requirement, particularly when operating with broad bandwidths. This trend is driven by the fact that a high sampling rate provides more data points per unit of time, thus improving the detection and tracking of moving targets. However, the actual sampling rate requirement is determined by the application, the environmental context, and the detection task's specifics.

The passage outlines various methods for anomaly detection in UWB radar data, which is critical for identifying unusual events that deviate from expected patterns. Traditional methods use simple signal strength or time delay thresholds to flag anomalies. Still, these may need to be more reliable in dynamic environments. More advanced techniques involve machine learning, supervised methods like Support Vector Machines (SVM) used when labeled data exists, and unsupervised methods like clustering or anomaly detection algorithms for unlabeled data. Deep learning techniques, such as Convolutional Neural Networks (CNN), Recurrent Neural Networks (RNN), and autoencoders, are applied when data are abundant. Time series models are also used for anomaly detection in UWB radar data. The complexity of human counting via UWB radar requires signal separation before applying the mentioned techniques, which depend on data quality, volume, environmental conditions, and computational resources.

Overall, UWB radar-based presence detection system design is seeing a trend towards carefully balancing system complexity, cost, and performance, taking into account the specific requirements of each application and the complexities of different environments. This involves a nuanced selection of radar setup, bandwidth, central frequency, and sample rate.

VI. DEVICE FREE LOCALIZATION

Conventional localization systems require the object or person to be tracked to be carrying some kind of tag which communicate with a number of fixed anchors. Example systems are Global Positioning System (GPS) system commonly used in car navigation and UWB indoor localization. Some situations do not allow this. A possible alternative would be to use UWB Device-Free Localization (DFL). Similar accuracies can be achieved to tag-based UWB localization in Line of Sight (LOS) situations. The technology allows for precise estimation of the distance and the angle of arrival of

a signal. Eliminating the need for a tag could enable new application such as security via intelligent intrusion detection and individualized healthcare for elderly people. This section looks into the techniques and procedures used in DFL utilizing UWB radar, drawing on recent research trends and notable insights.

As discussed in earlier sections, multiple reasons support using UWB radar for DFL applications. The large bandwidth of UWB provides high-resolution distance measurements, which are critical for accurate positioning. The capacity of the UWB radar to penetrate through barriers and its resistance to multipath interference provides reliable performance in various demanding conditions.

A. Overview of scientific publications focusing on Device free localization

Distance estimation The authors of [89] present a strategy for identifying and estimating the distance of stationary individuals in indoor environments using UWB technology. The method used in the paper utilizes the inherent properties of the human presence and UWB signals, without needing a pre-existing training database, to enhance detection probabilities in indoor environments. In a different approach, [91] proposes a DFL system to determine a person's position within a target area. The system is designed to perform efficiently, with a comparable error probability to conventional systems, while only requiring two sensor nodes. Meanwhile, [92] explores the use of UWB radar sensing for detecting static humans even when they are situated behind walls. This research showcases the potential for UWB technology in applications where visual detection is obstructed or impossible.

Angle estimation Angle-of-Arrival (AoA) estimation in UWB systems is an area that has gained significant interest due to its potential for precise localization. A machine learning-based method for AoA estimation was introduced in [94], a classifier was used to identify multipath components in UWB systems and a Phase Difference of Arrival (PDoA) technique through a multilayer perceptron to reduce AoA estimation errors. This methodology, validated using UWB array datasets, outperforms conventional approaches in AoA estimation and DFL performance. On the other hand, paper [95] describes a 3D ad hoc localization system for assisting firefighters in low visibility situations by integrating UWB radar, two-way ranging range finding and PDoA technique for AoA estimation. The system, which can be conveniently incorporated into firefighter equipment, provides direction estimation with an accuracy of 20 degrees and position finding with an accuracy of 30 cm. It also highlights the potential of machine learning for system reliability improvement in complex environments.

Human Tracking Human tracking can have significant impact in various fields, including security and surveillance, sports analysis, and health monitoring. In this regard, several research studies have been conducted to improve the performance of UWB radar-based human tracking systems. For instance, [74] proposed a Variance-Based Temporary-Spatial (VATS) mapping algorithm to relieve background interference and a particle filter algorithm to track the position likelihood changing. [96] presented a real-time tracking system

TABLE VI
OVERVIEW OF SCIENTIFIC PAPERS UTILIZING UWB RADAR FOR DEVICE-FREE LOCALIZATION

Paper	year	Sub-type	Accuracy	System	Devices	Bandwidth	Central F	Chip
[74]	2022	Tracking	MAE: 0.156m (50%) 0.272m (90%)	multi-static	4	0.9GHz	4GHz	Decawave DWM1000
[75]	2022	Tracking	RMSE: 26.12 - 29.24 cm	multi-static	4	0.9GHz	4GHz	Decawave DW1000
[76]	2022	Tracking	0.64 m (50%) 1.98 m (80%)	multi-static	3	0.5GHz	4.5GHz	Decawave EVK1000
[70]	2012	Tracking	-	mono-static	1	3GHz	2GHz	SIR3000 radar system
[77]	2010	Tracking	-	mono-static	1	2GHz	4GHz	Humatics PulseOn P210
[78]	2014	Tracking	AE: single person: < 0.25m	mono-static	1	2GHz	4.3GHz	Humatics PulseOn P410
[79]	2015	Tracking	RMSE: 0.2260 - 0.2478 m	-static	2	2.4GHz	4.3GHz	Novelda Xethru X1
[80]	2022	Tracking	MAE: 0.25 - 0.47m	-static	2	5.9 GHz	3.05GHz	Custom
[81]	2013	Tracking	%	-static		2.25GHz		
[82]	2022	Tracking	< 0.60m (%50), < 1.20m(%95)	multi-static	4	0.9GHz	4GHz	Decawave DWM1000
[83]	2023	Tracking	< 1.00m (%50), < 1.80m(%80)	multi-static	4	500 MHz	4.5 GHz	Decawave DW1000
[84]	2023	Tracking	MAE: 0.4m	multi-static	9	500 MHz	3.9 GHz	Decawave DW1000
[85]	2023	Tracking	< 1.27m	bi-static	2	500 Mhz	6.5/8 GHz	Decawave DWM3120
[86]	2023	Distance	/	multi-static	15	-	-	Decawave EVK1000
[87]	2016	Distance	-	bi-static	2	0.5GHz	3.5GHz	Decawave DWM1000
[88]	2020	Distance	rmse: 0.03 0.018	multi-static	2	6.3GHz	3.85GHz	Novelda XeThru X1
[89]	2014	Distance	RMSE: 0.12 - 1.8m	bi-static	2	4GHz	2.5GHz	Humatics PulseOn P400
[90]	2020	Distance	RMSE: 0.33 - 0.42m	multi-static	3	0.9GHz	3.99GHz	Decawave DWM1000
[91]	2020	Distance	-	bi-static	2	0.499GHz	4.49GHz	Decawave DWM1000
[92]	2016	Distance	< 0.60m	mono-static	1	2.2GHz	4.3GHz	Humatics PulseOn P410
[93]	2021	Car obstacles	F1: 68.68%	mono-static	1	1GHz	4GHz	UMAIN HST-D3
[94]	2022	Angle	3.5-7 degree error	bi-static	2	0.5GHz	3.49GHz	Decawave DWM1000
[95]	2020	Angle	20 degrees	multistatic	4	0.499GHz	6.48GHz	Decawave DWM1000

that leveraged the complementary of the uncertainty regions between UWB transceivers and cameras and demonstrated improvement in tracking accuracy through sensor fusion. [77] developed a multiple hypothesis tracking framework for UWB radar-based multiple human target tracking, addressing the complex observation clustering and data association problems using Bayesian inference. Finally, [82] proposed using CIR for passive indoor localization of a moving target, which stands out against the background signal and does not require labor-intensive fingerprint updates. These studies show the potential of UWB radar-based human tracking and provide novel techniques to enhance the accuracy and robustness of such systems.

B. Device free localization Techniques

Device-free localization has mainly been tackled by breaking down the process into separate components. Three distinct components can be found, namely, background & clutter removal, identification of target(s), locating and tracking of

the targets. This section delves deeper into the methods utilized to execute these specific components. It is important to acknowledge that similarities will be present between this section and other sections that discuss applications.

1) *clutter subtraction*: Much like section V, DFL also faces the challenge of extracting the multipath effects resulting from individuals from the noise and clutter that permeates the signal acquired from UWB devices. The authors of [80] employ exponential averaging as a method to eliminate clutter from the signal. Unlike traditional averaging over all samples within a specific time window, exponential averaging assigns a higher weight to the most recent sample obtained. This approach offers several advantages, including quicker detection of environmental changes caused by people's movements compared to regular averaging. [79] performed an analysis to determine the most effective clutter removal technique. Three different approaches were investigated: exponential averaging, Singular Value Decomposition (SVD), and a specialized Kalman Filter designed for clutter removal. The results revealed that the

Kalman Filter exhibited superior performance, with an average Root Mean Square Error (RMSE) of 0.1029, compared to 0.2031 and 0.1342 for exponential averaging and SVD, respectively. It is important to note that noise poses a significant limitation for DFL, primarily because humans absorb part of the radar signal, resulting in a weak reflection.

The studies conducted by [90], [87], and [75] make use of the DW1000 chip developed by Qorvo. The DW1000 chip allows to get a CIR with a resolution of approximately 1ns per sample. An averaging and interpolation technique was used to effectively reduce noise while simultaneously enhancing the resolution. Specifically, it allows for a resolution up to 64 times greater than the normal resolution of 1 ns. The technique was initially proposed in [97], where CIRs are grouped based on the timestamp of the received line-of-sight signal. These grouped bins are then averaged, and any missing bins are interpolated. Finally, the bins are recombined to obtain the final Accumulated Channel Impulse Response (ACIR). [82] presents an approach to address the clutter subtraction problem. They identify two types of clutter: noise-related clutter arising from measurement noise, and clutter caused by multipath reflections from objects, walls, etc., which tends to be static. The latter can be effectively removed using a background subtraction method such as exponential averaging, as seen in [80], [90]. However, the noise-induced clutter cannot be eliminated through this method alone. To tackle this issue, the authors of [82] employ a bandpass filter and a technique known as Robust Principal Component Analysis (RPCA) after the background subtraction. In RPCA, the input matrix X (consisting of radar-scan data) is decomposed into the sum of two matrices, with one of them containing the necessary information for achieving the detection objective. This combination of techniques helps in effectively mitigating both types of clutter.

2) *target identification*: Once the clutter and noise, including background noise, have been removed from the signal, the subsequent step involves detecting the person or object within the signal. Despite background removal, it is still possible for peaks to emerge that surpass the signal emitted by the person being tracked. The authors of [93] propose an solution to effectively detect a target despite the aforementioned problem by utilizing the Shannon's Entropy to detect regions of interest. The following algorithm was proposed: A sliding window of length W_{slide} is chosen. The sliding window iterates over the signal and calculate the Shannon's Entropy. Afterwards the peaks are found and held against a threshold. A basic target identification is chosen by the authors of [90]. similarly to the leading edge detection for first path recognition in a CIR, the paper investigates the possibility of using a leading edge detector on the residual signal after background removal and smoothing the signal. [91] employed a fingerprinting method to localize an object or person. A detailed description of the feature vector composition is given and they used the following formula to calculate the position:

$$d_{\ell_1}(r_{p_0}, r_{p_r}) = \sum_{l=1}^{L_s} |r_{p_0,l} - r_{p_r,l}|$$

r_{p_0} is the observed feature vector these are compared to all reference feature vectors r_{p_r} . The Manhattan distance (ℓ_1 -norm) is calculated from all features and the one having the smallest distance is chosen as the position. A Commonly used method is the Constant False Alarm Rate (CFAR) detector. It is used in [80], [82], [93]. The Cell Averaging CFAR detector works as follows: CFAR employs a dynamic window technique that traverses through all samples in the squared signal. The algorithm is applied to each specific slow time instant (scan). A threshold is determined by estimating the noise floor level in the vicinity of the Cell Under Cut (CUT). A target is identified within the CUT when its momentary power level surpasses a predetermined threshold. Another approach is taken by [77], [79]. The authors used the CLEAN algorithm to detect a person. The CLEAN algorithm takes a waveform shape template and a detection threshold as input. It initializes a residual waveform and iteratively detects signals by computing cross-correlation. The algorithm estimates time of arrival and amplitude, updating the residual waveform in each iteration until the amplitude falls below the specified threshold.

3) *target localization & tracking*: Once a target is detected, a problem is obtained which is identical to the one encountered in more traditional (UWB) localization systems, namely, how to localize and track a target. Different approaches exist to tackle this problem. [79], [82] used an Extended Kalman Filter (EKF). The Kalman Filter is a recursive mathematical algorithm used for estimating the state of a dynamic system from a series of noisy measurements. The processes are modeled as linear processes with gaussian noise. The algorithm consists of two steps, a prediction step where a prediction is made based on the current state of the system. The second step (update step) consist of correcting this prediction by means of incorporating the measured data. While the traditional Kalman Filter assumes linear relationships between the system's state variables, the EKF accommodates non-linearities by linearizing the system dynamics at each time step. This makes the EKF applicable to a broader range of real-world problems where the underlying system dynamics may not follow a strictly linear model. The authors of [79] recognized that an EKF is sometimes difficult to tune and implement, moreover, an EKF is only reliable for systems where the first-order linearization is almost linear. The authors recognized this problem and therefore compared the EKF to the Unscented Kalman Filter (UKF). In an UKF the state distribution is again represented by a Gaussian random variables. UKF uses an Un-Scented Transformation (UT), in which a set of statistical points (sigma points) that propagate through nonlinear functions are used to parameterize the mean and covariance of the state distribution. These sigma points completely capture the true mean and covariance of the random variables. When these sigma points are propagated through the non-linear system, they accurately capture the posterior mean and covariance up to the 3rd order through the use of Taylor series expansion, applicable to any non-linearity [98]. Particle Filter stands out as a widely recognized technique for both localization and tracking of a target. [74], [75] utilized this algorithm in to track the target. A Particle Filter approximates the

Bayesian posterior Probability Density Function (PDF) using a collection of randomly selected and weighted samples. Each state vector sample is termed a particle. Random samples (particles) derived from a distribution are progressed through the system equations to produce prior particles. These prior particles are then combined with measurement information to form the posterior distribution. Ensuring a sufficiently large number of particles ensures almost certain convergence to the true probability distribution function. [99] investigated an adaptation to the Gaussian Mixture Probability Hypothesis Density (GM-PHD) filter named an EK-PHD. The EK-PHD is based on the idea of an Extended Kalman Filter. Opposite to the previous tracking algorithms, the Probability Hypothesis Density (PHD) filter is a framework that deals with the estimation of the number and states of **multiple objects** in a dynamic environment. The PHD represents the probability density function of the number of objects and their states in the state space. Similarly to all other algorithms, the EK-PHD assumes that the target follows a linear Gaussian state and measurement model.

4) *Exceptions:* Not all papers follow the regime state above. Some papers take an alternative route to directly determine the distance to or the position of a person. In contrast to the majority of papers, [75] takes a distinct approach. Instead of employing a statistical model for clutter removal, they utilize a neural network. The network is trained using the background CIR and the dynamic CIR as inputs. Notably, the authors chose to use the ACIR technique described previously, and they also included the standard deviation of both the background and dynamic CIR. This additional information is utilized by the network to effectively determine the ToF towards the object. Afterwards a Particle Filter is used for tracking. The paper by [74] proceeds by conducting a comparison among CNN-based, variance-based leading-edge detection, and VATS mapping. According to [74], The variance proves to be a more resilient metric than the CIR for passive tracking of humans. The main idea is to map the variance differences between the background and dynamic scenarios from the delay domain to the spatial domain. Afterwards a particle filter algorithm is used to track the position likelihood and avoid ambiguity. The authors concluded that the VATS mapping had the best performance.

C. Trends and Observations

In this section, similar to section V, a brief summary is presented that highlights the current advancements and trends observed in the domain of UWB DFL systems.

Currently, the majority of papers in the field of UWB device-free localization employ a multi-static radar setup. This choice is primarily driven by the fact that localization is typically not achievable with a mono-static configuration, unless the device has the capability to determine the angle of arrival of the signals and their multi-path reflections which is the case in papers [94], [95]. It should be noted that most chips currently available do not support AoA determination for incoming signals, as will be further discussed in section X.

Most papers utilize four distinct anchors for their UWB device-free localization experiments. There are two notable exceptions worth mentioning. The first one is presented in [80], where the authors attempt to approximate a mono-static setup by placing three UWB devices in a straight line, spaced only 43 cm apart. The outer two nodes operate in RX mode, while the center node operates in TX mode. However, due to the poor Dilution-of-Precision (DOP), the results obtained in this setup are not great. The second noteworthy paper is [94], where a novel learning-based technique for AoA estimation is employed to localize a person. As mentioned earlier, a mono-static or bi-static setup is sufficient for person localization. With the emergence of chips capable of performing AoA estimation, it is expected that more papers will focus on mono-static device-free localization. This shift would significantly reduce costs and complexity for system integrators.

Regarding bandwidth, a diverse spectrum of bandwidths is employed, spanning from 500MHz to 6.3 GHz. Despite the utilization of various bandwidths, drawing conclusions about the impact of larger or smaller bandwidths on the overall system performance proves challenging.

Currently only 3 papers [77], [78], [85] localize and track more than 1 object/person. Their algorithms allow to track an arbitrary amount of objects/persons. As the field progresses the expectation is that there will be a shift from single object/person tracking towards multi-object/person tracking.

While the majority of studies concentrate on human localization, it is crucial to acknowledge that device-free localization should not be restricted to this; it can also prove beneficial in various other scenarios. One such instance is monitoring the movements of animals within confined habitats. This approach enables researchers to observe animal behavior without causing any disturbance to the subjects.

In conclusion, device-free localization using UWB predominantly emphasizes multi-static systems. Future efforts could explore the implementation of this technology in a mono-static setup. The optimal bandwidth remains inconclusive; however, it is noteworthy that a considerable number of papers utilize Qorvo chips. This prevalence is likely attributed to the success of Qorvo UWB chips in indoor localization systems with active tags, contrasting with the limited use in presence detection activities.

VII. ACTIVITY RECOGNITION

Using multiple sensors, activity recognition automatically identifies and understands human actions and behaviors. Many uses for this technology exist, including fall detection, sleep monitoring, emergency response, elderly and child care, tracking daily activities, and hand gesture recognition. Activity recognition is significant because it can increase people's quality of life by assisting them when necessary, identifying potential health hazards, and encouraging independence. For instance, fall detection systems can notify emergency services or caretakers if an elderly or disabled person falls, enabling immediate medical intervention. Similarly to this, sleep monitoring can assist people in identifying and resolving sleep problems that might be harming their health.

TABLE VII
OVERVIEW OF SCIENTIFIC PAPERS UTILIZING UWB RADAR FOR ACTIVITY RECOGNITION (PART I)

Paper	year	Sub-type	Accuracy	System	Devices	Bandwidth	Central F	Chip
[100]	2020	5 sleep postures	73.7%	mono-static	1	1.4,1.5 GHz	7.29GHz	Novelda Xethru X4M03
[101]	2022	4 sleep postures	71.3%-93.8%	mono-static	2	1.4GHz	7.29GHz	Novelda Xethru X4M03
[102]	2020	fall detection	80%-100%	mono-static	1	1.5GHz	7.29GHz	Novelda Xethru X4M03
[103]	2020	fall detection	90%	mono-static	3	1.5GHz	7.29GHz	Novelda XeThru X4 M200
[104]	2023	fall detection	95.7%	mono-static	1	-	-	Novelda NVA-R631
[105]	2018	fall detection	89.8%	mono-static	1	1.5GHz	7.29GHz	Novelda Xethru X4M03
[106]	2021	fall detection, 8 activities	95.8% 96.9%	mono-static	1	1.4GHz	7.29GHz	Novelda Xethru X4M03
[107]	2019	fall detection	93.7%	mono-static	1	1.5GHz	7.29GHz	Novelda Xethru X4M03
[108]	2021	fall detection	RMSE: 0.367-0.576	mono-static	1	1.5GHz	7.29GHz	Novelda XeThru X4 M200
[109]	2021	3 activities elderly care	99%	mono-static	1	1.7GHz	3.95GHz	Humatics PulseOn 440
[110]	2023	5 activities elderly care	90.6%	mono-static	1	-	-	Novelda NVA6100
[111]	2022	15 activities (ADL)	59.2%	mono-static	3	1.5GHz	7.29GHz	Novelda XeThru X4 M200
[112]	2023	14 activities (ADL)	69.9%	mono-static	3	-	-	Novelda XeThru X4 M200
[113]	2022	15 activities (ADL)	73%	mono-static	3	1.5GHz	7.29GHz	Novelda Xethru X4M200
[114]	2021	15 activities (ADL)	90%	mono-static	3	1.5GHz	7.29GHz	Novelda Xethru X4M200
[115]	2023	15 activities (ADL)	64%	mono-static	3	-	-	Novelda Xethru X4M200
[116]	2021	12 activities	99.9%	mono-static	2	1.5GHz	7.29GHz	Novelda Xethru X4M03
[117]	2010	7 activities	89.88%	mono-static	1	3.2GHz	-	Timedomain P220
[118]	2018	12 activities	94.4% 95.3%	mono-static	1	8.7GHz	-	Novelda NVA-6100
[119]	2021	5 activities	99.6%	mono-static	1	2.5GHz	7.25GHz	Novelda Xethru X4
[120]	2020	4 activities	86.4%	mono-static	1	1.7GHz	4.3GHz	Humatics PulseOn 440 MRM
[121]	2021	9 activities	50%	mono-static	5	2.2GHz	4.3GHz	Humatics PulseOn 410
[122]	2022	9 activities	90.8%	mono-static	5	2.2GHz	4.3GHz	Humatics PulsON P410
[123]	2022	9 activities	76.5%	mono-static	5	2.2GHz	4.3GHz	Humatics PulsON P410
[124]	2020	10 activities	92.6%	mono-static	1	-	-	developed TWR
[125]	2022	11 activities	97.37%	mono-static	1	-	-	-
[126]	2020	6 activities	89.48%	mono-static	1	1.7GHz	3.95GHz	Humatics PulseOn 440 MRM
[127]	2019	4 activities	95.6%	bi-static	2	0.5GHz	4GHz	Decawave DW1000
[128]	2020	5 activities	97.7%	mono-static	2	1.5GHz	7.29GHz	Novelda Xethru X4M300
[129]	2021	4 activities	F1 score: 78%-91%	mono-static	1	-	-	-
[130]	2020	5 activities	94%	mono-static	1	1.5GHz	7.29GHz	Novelda Xethru X4
[131]	2021	5 activities	F1: 96.94%	mono-static	1	-	-	pulse generator
[132]	2019	8 activities	96.8%	mono-static	1	1.4GHz	7.29GHz	Novelda Xethru X4M03
[133]	2020	4 activities	85.25%	mono-static	1	1.5GHz	7.29GHz	Novelda XeThru X4 M200
[134]	2014	8 activities	97.6%	bi-static	2	2GHz	4.2GHz	Humatics PulseOn 400 RCM
[135]	2019	5 activities Identification	98.2% 95.87%	mono-static	1	1.8GHz	4GHz	Humatics PulseOn 440
[136]	2021	5 activities	95.53%	bi-static	2	4GHz	0.5GHz	Decawave EVK1000
[137]	2023	20 activities	91.01%	mono-static	1	1.7GHz	4.3GHz	-

TABLE VIII
OVERVIEW OF SCIENTIFIC PAPERS UTILIZING UWB RADAR FOR ACTIVITY RECOGNITION (PART II)

Paper	year	Sub-type	Accuracy	System	Devices	Bandwidth	Central F	Chip
[138]	2015	8 activities	99.2%	bi-static	2	2GHz	4GHz	Humatics Pulson 400 RCM
[139]	2020	12 activities	98%	mono-static	1	1.4GHz	7.29GHz	Novelda XeThru X4M300
[140]	2019	10 activities	-	mono-static	1	-	-	SIR-20 ground penetration radar
[141]	2019	6 activities Identification	70% 95.21%	mono-static	1	-	-	-
[142]	2012	8 activities	85%	bi-static	2	3.2GHz	4.7GHz	Timedomain P220
[143]	2020	6 activities	90% 95%	mono-static	1	-	-	-
[144]	2017	7 activities	95.24%	mono-static	1	6.3GHz	3.85GHz	Novelda NVA6100
[145]	2023	Driver monitoring	71.3%	mono-static	1	7.29GHz	7.25GHz - 10.2GHz	Novelda Xethru X4M02
[146]	2020	8 gestures	95%	mono-static	1	2GHz	8.75GHz	Novelda Xethru X4M06
[147]	2017	6 gestures	88%	mono-static	1	2.32GHz	6.8GHz	Novelda NVA-6201
[148]	2021	10, 15 SL and 10 gesture	82-85%	mono-static	1	1.5GHz	7.29GHz	Novelda XeThru X4M300
[149]	2020	Finger wiggling	-	mono-static	1	1.5GHz	7.29	Novelda X4
[150]	2020	14 gesture	96%	mono-static	1	1.5GHz	7.29GHz	Novelda Xethru X4M03
[151]	2023	10 gestures	61.67%	mono-static	1	1.5GHz	7.29GHz	Novelda Xethru X4M300
[152]	2016	6 gesture	86% 96%	mono-static	1	6.3GHz	3.85GHz	Novelda NVA6100
[153]	2022	5 gesture/ 6 gesture	95.44% 96.6%	mono-static	1	-	-	Acconeer XR111
[154]	2020	10 numbers, 8 letters +2 numbers	100% 93% 100%	mono-static	4	1.5GHz	8.748GHz	Novelda Xethru X4
[155]	2020	14 gesture	95.54%	mono-static	1	1.5GHz	7.29GHz	Novelda Xethru X4M03
[156]	2019	5 gesture	95%	mono-static	1	1.5GHz	7.29GHz	Novelda Xethru X4
[157]	2023	5 gestures	multiple models	mono-static	1	2.5GHz	7.3GHz	Novelda NVA-R661
[158]	2019	7 gesture transitions	91.43%	mono-static	1	1.5GHz	7.29GHz	Novelda Xethru X4M300
[159]	2021	14 gesture	99%	mono-static	1	1.5GHz	7.29GHz	Novelda Xethru X4M03
[160]	2022	3 gesture	-	mono-static	1	1.4GHz	7.29GHz	Novelda Xethru X4M02
[161]	2019	Menu board	96.75%	mono-static	4	1.4GHz	8.748GHz	Novelda Xethru X4
[162]	2019	10 numbers	99.7%	mono-static	3	1.4GHz	7.29GHz	Novelda Xethru X4
[163]	2021	4 gesture + no activity	99.48%	multi-static	4	0.5GHz	3GHz	Decawave DWM1000
[164]	2022	5 gestures	90%	mono-static	1	2.5GHz	7.25GHz	Novelda NVA-R661
[165]	2022	12 gestures	98%	mono-static	3	2GHz	8.745GHz	Novelda Xethru X4
[166]	2018	8 Human Identification	80.34%	mono-static	1	3GHz	4.5GHz	Novelda NVA-R640
[167]	2017	8 Human Identification	88%	mono-static	1	3GHz	4.5GHz	Novelda NVA-R640

UWB radar is an excellent choice for activity recognition since it can rapidly gather massive amounts of data while providing outstanding resolution and accuracy in recognizing human activities. Furthermore, UWB technology transmits signals using very brief bursts of energy that may penetrate walls and other impediments and reflect things in the surroundings, including human bodies. As a result, fine-grained movement data, such as minor changes in body posture, breathing patterns, and gait analyses can be captured by UWB

radar. This makes it suitable for detecting a wide range of activities such as walking, running, sitting, standing, and even more complicated movements such as sports or dance.

Moreover, UWB radar can work in real-time and can be used to monitor people continuously without having them wear any sensors or gadgets. This is especially beneficial for the elderly or crippled, who may be unable to wear sensors or remember to charge them. Additionally, UWB radar has a low power consumption and does not interfere with other

wireless technologies, making it suitable for application in various contexts such as healthcare institutions, homes, and public areas.

A. Overview of scientific publications focusing on activity recognition

Table VII and Table VIII present a comprehensive compilation of current scientific papers that center around activity recognition. These tables provide extensive information, including the publication year, use case, typical accuracy rates, and technical aspects such as the setup, bandwidth usage, center frequency, and the specific radio chip employed. The subsequent subsections will provide a classified explanation of the papers listed in the tables.

1) *Sleep monitoring*: UWB radar has emerged as a promising technology for sleep monitoring and activity recognition due to its ability to capture physiological signals and movements accurately without requiring contact with the subject. In the quest for non-invasive and economically viable alternatives to traditional sleep monitoring techniques, the paper denoted by [100] provides an innovative method that harnesses data from both temporal and spectral domains, thereby augmenting UWB signal detection procedures. The UWB radar device was mounted onto the wall, positioned 0.8 meters above the bed in this research. The radar was directed at an estimated pitch angle of 45 degrees, oriented downwards towards the bed. The study was predicated on two distinct datasets from the observations of 38 volunteers. The first dataset comprised four Sleep Postural Transition (SPT)s classes. In comparison, the second dataset encompassed five categories, including the 4 SPTs mentioned earlier and additional background data. Their methodologies achieved an average accuracy of 73.7%.

In contrast, [101] compares the performance of deep learning and traditional machine learning approaches for feature extraction and classification in a dual radar system for sleep posture recognition. Two radars were utilized in the study involving 18 participants and four different postures to obtain top and side views of the bed. The authors conclude that the dual radar system outperforms single radar systems. Together, these papers highlight the potential of UWB radar in sleep monitoring and activity recognition and provide insights into the optimal approaches for feature extraction and classification using UWB radar data.

2) *Fall detection*: Several scientific publications, including [102]–[108], have leveraged UWB radars for the detection of falls. These radar systems have demonstrated considerable potential in fall detection and activity recognition due to their unique capability to operate optimally in environments with reduced visibility utilizing their high sensitivity. A significant majority of these referenced works have reported accuracies exceeding 90%. These research undertakings have primarily utilized a mono-static system featuring a bandwidth of 1.5GHz and a center frequency of 7.29GHz.

In [102], a fall detection method is presented employing compressed features of UWB radar signals obtained through deterministic row and column sense. The authors conducted experiments involving various types of fall and non-fall activities performed by five subjects. By performing time-frequency

analysis on the radar time series and projecting the resulting spectrogram onto a binary image representation, the proposed method enables constant monitoring of vulnerable older adults and timely detection of fall incidents. On the other hand, in the paper [103], a technique for detecting falls in an apartment is introduced. This method uses three UWB radars and a sophisticated neural network structure. The research included ten male participants placed in different spots in the apartment. The simulated falls were divided into two stages: first, the participants mimicked a fall lasting 5 to 10 seconds, then stayed still on the ground with minimal movement in the second stage. Ultimately, in the paper [104], an adaptive channel selection algorithm is proposed to differentiate activity signals from background noise using UWB radar effectively. The study involved nine male volunteers who simulated three fall actions: standing to fall, bowing to fall, and squatting to fall. The proposed method achieved an accuracy of approximately 95.7% in detecting and recognizing falls. These findings underscore the efficacy of UWB radar in fall detection and activity recognition and emphasize the potential of this technology for real-world applications.

3) *Elderly care*: UWB radar for elderly care has been explored in recent research with promising results. In particular, paper [109] focuses on using UWB signals to recognize specific movements and postures of elderly individuals without requiring camera-type monitoring. The authors demonstrate that UWB signals can remotely detect small chest movements, such as coughing. Additionally, statistical data analysis can be used to recognize a person's posture in a steady situation. These findings suggest that UWB radar can improve elderly care by enabling non-intrusive monitoring of individuals' movements and health status.

4) *Human identification*: Human identification is crucial in various applications, including smart homes, security systems, and healthcare. Two papers have addressed the problem of human identification using UWB radar.

The research in [166] employed a UWB system composed of a transmitter and receiver mounted on top of a door frame to collect UWB data within an indoor setting. The study was conducted with eight participants who exhibited a range of body shapes and heights. The participants were asked to walk through the door in various manners, which resulted in a continuous sequence of UWB data that captured the presence of subjects in the proximity of the radar. In this investigation, they developed a method for identifying individuals in multi-residential smart home scenarios with an accuracy of 80.34%. On the other hand, [167] discusses using the same setup to present two scenarios: distinguishing between two individuals and between more than two individuals. The system generates a unique UWB signature for each individual using the proposed Region of Interest (ROI) extraction approach based on their body figure and walking gait. These papers demonstrate the potential of UWB radar for accurate and non-intrusive human identification in various indoor environments; however, the more significant number of people, faster-moving targets, and many other challenges can be considered to increase the robustness and reliability of these solutions.

5) *Activities of Daily Living (ADL)*: ADLs consist of critical tasks routinely performed by individuals in their everyday lives, such as eating, drinking, sleeping, walking, cooking, and many other daily activities. The studies involved in [111], [113], [114] included ten healthy adults under the age of 40 performing 15 diverse activities representing ADLs. Collecting this data aims to learn about the slight differences and adaptability of systems involved in humans' everyday tasks. However, due to their complexity, these scenarios present significant challenges in classification. The studies mentioned above employed these datasets to classify ADLs, resulting in an accuracy evolution ranging from 59% to 90%.

These three papers on ADL using UWB radar employ different methodologies. The first paper [111] compares the performance of three deep learning models (Long Short-Term Memory (LSTM), CNN-LSTM, ResNet), with the CNN-LSTM model achieving the highest accuracy. The second paper [113] processes radar data independently, applies filters, extracts features, reduces dimensionality, and tests the approach using the Random Forest algorithm and a leave-one-subject-out strategy. The third paper [114] introduces a deep learning model combining LSTM and a customized EfficientNet model with transfer learning, data fusion, minimalist preprocessing, and training for activity and movement recognition using data from three UWB radars. It can be extremely challenging to generalize these solutions, making it an open area of research for future work.

6) *classification of activities*: The use of UWB radar for activity classification focuses on detecting and studying specific signal features related to diverse human movements. Such movements may encompass actions like bowing, falling, jumping, sitting, standing, turning, crawling, jogging, and walking. Individual actions are systematically identified, monitored, and classified, enabling detailed observation of human behavior in various scenarios. These investigations typically contain a variety of activities and mainly employ machine-learning techniques for their classification schemes, typically examining between 4 and 12 different types of movements.

The study [118] investigates the classification of twelve typical human motions, divided into in-situ motions (occurring in place) and non-in-situ motions (covering a more comprehensive range with higher velocity). Experiments were conducted with thirteen volunteers of varied ages, weights, and heights performing each movement five times in an indoor laboratory. Using a processing scheme composed of four submodules, the motions were pre-screened, features were extracted based on their unique characteristics, and machine learning classifiers were employed to yield the final classification results. The research showcased nearly 100% accuracy in distinguishing between in-situ and non-in-situ motions, with Subspace K-Nearest Neighbors (KNN) and Bagged Trees algorithms excelling in their respective classifications with accuracies of 94.4% and 95.3%. On the other hand, [132] presents a motion recognition architecture designed to achieve high classification accuracy and low time delays, tested on 1657 motion examples across eight classes collected from four experimental subjects. The architecture employs two feature extraction methods for comparative analysis: a Convolutional Autoencoder (CAE) and

PCA. The CAE method achieves a higher accuracy rate of 96.80% but requires more computational resources compared to the PCA method. A key advantage of the proposed approach is its ability to detect motion with minimal time delays while maintaining high-performance levels, compared to traditional Time-Domain Imaging (TDI) methods.

Most of the papers in this area classify the motions and activities, and most of the contributions are on machine learning solutions and feature extraction methods. These solutions can always face difficulties by defining more complicated scenarios and choosing challenging environments. In the coming years, we will require generalizable and more complex techniques for practical solutions.

7) *Hand gesture recognition*: Hand gestures are a form of non-verbal communication that conveys meaning and emotions through the movements and positions of the hands. They can either stand alone or complement spoken language. Different types of gestures are used to communicate emotions or ideas. Expressive gestures, such as thumbs up, thumbs down, and fist pumps, represent feelings. Descriptive gestures, such as air quotes, finger-pointing, and hand waving, illustrate or emphasize spoken words. The third group consists of regulatory gestures that guide the conversation or indicate when one should commence or stop speaking. Such gestures involve raising a hand, placing a finger on the lips, or nodding the head. The fourth group includes subconscious movements commonly used to alleviate stress or nervousness. Examples of these adaptors are actions like fidgeting, rubbing one's hands, and nail-biting.

The frequency range from 3 GHz to 8.75 GHz is considered ideal for hand gesture recognition using UWB radar, as per the publications in TABLE VIII. The corresponding bandwidth range for this frequency is found to be generally between 1.5 GHz and 2.5 GHz. This frequency range is highly suitable for hand gesture recognition, as it offers high accuracy and precision in detecting slight hand movements.

There are many papers in the area of gesture recognition; however, most of them only focus on classifying hand gestures without considering specific applications. The first paper, [150], focuses on recognizing 14 typical hand gestures using the right hand. These gestures are captured under various radar orientations, speeds, and distances to introduce variability. The unique features of each gesture are extracted using a CNN, and the highest accuracy is achieved by combining 2D-CNN with LSTM, resulting in an accuracy of 96.15%. The second paper, cited as [159], extends the approach by fusing UWB radar with thermal sensors for gesture recognition. Similar to the first study, 14 gestures are used but are single or double versions of 7 base gestures. Two parallel CNN-LSTM network paths are employed, and their outputs are combined using two different deep-learning methods, achieving an accuracy of 99.26%. When comparing the two papers, sensor fusion in the second paper significantly enhances the classification accuracy.

On the other hand, some investigations solely focus on specific applications utilizing hand gestures. As an example, [162] explores using three IR-UWB radar sensors to recognize mid-air handwriting of numbers. The configuration involved

two sensors placed 71.3 cm apart on a horizontal axis and a third sensor positioned midway between them at a height of 38.4 cm, and the algorithm's ability to identify different hand orientations is tested. It uses CNN to process CIR's chosen areas and shows that this method outperforms using raw data. Additionally, [161] presents a virtual grid menu board utilizing four sensors in a 2D plane, and the objective is to substitute public displays that require touch. This approach classifies various pointing gestures using a multiclass SVM and a Histogram of Oriented Gradients (HOG) for feature extraction. It shows the system's scalability and achieves about 96% accuracy.

To sum up, UWB radar shows a lot of potential for creating communication interfaces that are more intuitive and accessible, thanks to its high-frequency precision. Future research could build on these foundations by exploring how this technology can be integrated into real-world scenarios, improving gesture recognition and adapting it for broader applications. This could lead to a new era of interaction where technology seamlessly aligns with the most natural form of human expression.

B. Activity Recognition Techniques

In the upcoming section, we will delve into the field of techniques used for activity recognition. We've grouped the content into three categories: preprocessing techniques, feature extraction methods, and classification algorithms. These categories cover the initial data preparation, critical attribute identification, and activity categorization. Each core area will be discussed, providing a comprehensive overview of the methodologies used in activity recognition.

1) *Preprocessing Techniques*: Preprocessing techniques are vital for enhancing the quality of data and ensuring efficient computational processing. This section will explore two fundamental preprocessing strategies: ROI extraction, background clutter, and noise removal.

Region of Interest Extraction: Regarding UWB radar, the ROI concept is crucial in optimizing computational resources. The relevant data for recognizing activities or gestures is generally limited to specific segments within the CIR samples, as depicted in [146]. Many scholarly articles suggest using predefined ROIs to reduce computational overhead and speed up real-time processing. Focusing solely on these ROIs within the CIR can extract relevant information more efficiently, reducing computational limitations and achieving faster, near-real-time results.

The utility of selecting an ROI has two advantages. First, it helps to concentrate only on the most informative parts of the CIR, which often need to be clarified with irrelevant or redundant data. Second, by focusing on a smaller ROI, the system can perform fewer calculations, making it better suited for real-time or near-real-time applications where quick decision-making is critical. However, it adds additional computation at the start, which might be intensive based on the application, which should be evaluated within the context.

Background Clutter and Noise Removal: In gesture and activity recognition using UWB radar, it is crucial to address

the issue of clutter and noise to improve the quality of the signals obtained. Numerous methods have been proposed in the literature to overcome these challenges. As described in [168], background subtraction is commonly utilized to eliminate stationary or slow-moving clutter from radar signals. Loop-back filters, discussed in [146], serve a similar purpose by eliminating certain clutter types that may interfere with the desired signals. Additionally, Kalman filtering techniques, as mentioned in [154], are crucial in reducing random noise and making the data more reliable for further analysis.

Various filtering techniques have been explored to remove noise. In a recent study [115], the efficacy of high-pass, low-pass, and band-pass filters was tested in activity recognition. The study found that the Band-pass Chebyshev type I filter was the most effective in reducing noise. In addition, Convolutional Autoencoders have been identified as a powerful method for removing clutter and noise. This approach employs deep learning to learn features that effectively clean up signals, as demonstrated in work [112].

2) *Feature Extraction Techniques*: Feature extraction is critical in determining classification outcomes in activity and gesture recognition applications utilizing UWB radar. As demonstrated in studies such as [147], [169], statistical features of time series and frequency data are essential for capturing variations in time and frequency data. Another effective method of reducing dimensionality is PCA which reduces computational costs while preserving essential data characteristics, as demonstrated in [170].

In addition to traditional methods, specialized techniques such as Cumulative Energy Distribution are used for specific purposes like sign language recognition [148]. Other methods, such as Short-Time Fourier Transform (STFT), are suitable for dynamically evolving gestures as they provide both time and frequency information [133]. Advanced methodologies like Two-Dimensional Variational Mode Decomposition (2D-VMD) and Semi-Supervised Stacked Convolutional Denoising Autoencoder (SCDAE) offer adaptivity and deep learning to extract finer features [112], [140]. The choice of optimal feature extraction method depends on the application's specific requirements, taking into account factors like computational complexity and classification accuracy. As technology and methodologies advance, evaluating and integrating these feature extraction techniques is crucial to meet the demands of emerging applications.

3) *Classification Algorithms*: In recent years, machine learning algorithms have shown significant promise in activity and gesture recognition using UWB radar sensors. Most cited works train machine-learning models using raw radar signals, time-series data, or feature-engineered inputs. Some papers also integrate information from multiple sensors, enhancing the model's generalization ability across diverse scenarios. CNN are widely used, as evidenced by numerous studies [141], [157], [162], [171], [172]. In addition to standard CNN models, some works explore enhancements such as Squeeze-and-Excitation (SE) blocks [171] and Capsule Networks [115]. Furthermore, researchers have leveraged established architectures like ResNet-18 coupled with LSTM [145] and GoogLeNet [146] to improve recognition performance.

RNN and LSTM models are influential for capturing temporal dynamics [105]. There is a growing trend towards hybrid models combining CNN with recurrent architectures, aiming to capture spatial and temporal features. These include CNN-LSTM [103], Segmented Convolutional Gated Recurrent Neural Networks (SCGRNN) [143], CNN combined with various recurrent units like RNN, LSTM, and GRU [122], and Convolutional Long Short-Term Memory (ConvLSTM) [173]. The choice of algorithm selected for recognizing activities or gestures should be driven by specific requirements, resulting in more robust models with a balanced approach.

C. Trends and Observations

In recent years, the use of UWB radar technology for activity and gesture recognition has significantly progressed due to the increasing demand for precise and efficient monitoring and interaction systems. One of the notable trends in UWB radar-based activity recognition is the growing popularity of deep learning techniques, such as CNNs and RNNs. These methods have demonstrated exceptional capability in accurately classifying activities and extracting features, making them a preferred choice among researchers to enhance performance.

Multimodal sensing, which combines UWB radar data with information from other sensors like accelerometers or infrared sensors, has become a popular trend. This approach enhances the accuracy and robustness of both activity and gesture recognition systems. With advancements in edge computing and specialized hardware, UWB radar-based activity recognition in real-time has become feasible, making it critical for applications such as healthcare monitoring and human-robot interaction that require immediate decision-making. These technologies have made real-time processing more accessible and practical.

Recent research has showcased the increasing robustness of UWB radar systems in challenging conditions. Whether through-wall tracking or environments with high levels of electromagnetic interference, UWB radar systems have demonstrated resilience, expanding the range of potential applications and making them more versatile in various scenarios.

As UWB radar-based activity and gesture recognition technology advances, several key considerations must be considered. The proposed methods should demonstrate their ability to handle even the most complicated scenarios encountered in real-life applications. This involves addressing complex situations, such as distinguishing between activities or tracking multiple individuals simultaneously. Furthermore, it is essential to ensure generalization across different people and environments. While the technology shows promise, it must accommodate diverse populations and environments. This may involve testing models with data from other individuals to ensure that they perform well across a broad spectrum of users and settings.

Determining the appropriate bandwidth for activity and gesture recognition using UWB radar is challenging. It is essential to establish clear guidelines and standards to ensure optimal bandwidth parameters, enabling efficient and effective utilization of this technology. Moreover, car control gesture

recognition is a complex and challenging scenario for real-life applications. A high level of precision and reliability is required to accurately interpret gestures for controlling vehicles. Exploring the use of UWB radar in this context can lead to innovative solutions with broad implications for automotive technology.

In conclusion, while UWB radar-based activity and gesture recognition have made significant progress, there is still a need for ongoing research and development efforts to address complex real-life scenarios, generalize across diverse contexts, and tackle challenging environments like car control gesture recognition.

VIII. VITAL SIGN MONITORING

Vital sign monitoring is the procedure of measuring and monitoring various physiological parameters of a person or an animal, such as Heart Rate (HR), including heart rhythm and strength of the pulse, Respiration Rate (RR), and blood pressure, to assess their overall health and well-being [210]. These factors are essential in healthcare because they enable professionals to identify and diagnose potential health issues quickly and precisely. The primary vital sign monitoring devices include Electrocardiogram (ECG) machines, pulse oximeters, and blood pressure monitors [211]. Nevertheless, all these devices require a direct connection to the body, making them hard to use in particular scenarios.

The capability of UWB radar technology to function across a wide frequency range and offer enhanced time scale resolution is a significant advantage in monitoring vital signs. UWB radar systems operate in the frequency range of 3.1 to 10.6 GHz, providing high accuracy and resolution in measuring vital signs. Additionally, the broad frequency range helps reduce the impact of multi-path propagation and interference, which can be significant issues in enclosed and urban environments. Due to these features, monitoring vital signs is one of the primary applications of UWB radars.

One of the crucial aspects of vital sign monitoring using UWB radar is measuring the distance covered by the radar signal within the body. This distance, known as $d(t)$, is not constant but varies due to the movements caused by respiration and heartbeat. The equation that captures this variation is:

$$d(t) = d_0 + m(t) = d_0 + m_b \sin(2\pi f_b t) + m_h \sin(2\pi f_h t) \quad (6)$$

In Equation 6, d_0 represents the nominal distance, m_b and m_h are amplitudes of the sinusoidal components corresponding to breathing and heartbeat, and f_b and f_h are their respective frequencies. The variations in this distance provide essential data for monitoring vital signs [184].

The appropriate distance between a person and a UWB radar system will vary depending on the characteristics of the radar system and the environment in which the heart rate and respiration are being measured. However, the closer the radar is to the subject, the more precise the measurement is [188]. For example, for heart rate monitoring, the radar system needs to detect small changes in the person's body movement caused by the heart's beating. Typically, the radar

TABLE IX
OVERVIEW OF SCIENTIFIC PAPERS UTILIZING UWB RADAR FOR VITAL SIGN MONITORING (PART I)

Paper	year	Sub-type	Accuracy	System	Devices	Bandwidth	Central F	Chip
[116]	2021	heart rate	99.9% 92.33%	mono-static	2	1.5 GHz	7.29 GHz	Novelda Xethru X4M03
[174]	2018	respiration heart rate	95% 90%	mono-static	1	2.2GHz	4.3GHz	PulseOn 440 MRM
[175]	2018	heart rate	96.2%	mono-static	1	1.5GHz	8.7GHz	Novelda Xethru X4M06
[176]	2013	respiration	-	mono-static	1	-	3.1GHz	custom IC (pulsgenerator)
[177]	2019	respiration heart rate	-	mono-static	1	1.4GHz	7.29GHz	Novelda Xethru X4M02
[178]	2020	respiration heart rate	-	mono-static	1	1.5GHz	8.7GHz	Novelda Xethru X4
[179]	2018	respiration heart rate	-	mono-static	1	2.2GHz	4.3GHZ	Humatics PulseOn 410
[180]	2017	respiration heart rate	98%	mono-static	1	2.3GHz	6.8GHz	Novelda NVA-6201
[181]	2016	ECG	88.89%	mono-static	1	2.5GHz	6.8GHz	Novelda NVA-R661
[182]	2016	respiration heart rate	-	mono-static	1	2.3GHz	6.8GHz	Novelda NVA-6201
[183]	2018	respiration heart rate	-	mono-static	1	2.2GHz	4.3GHz	-
[184]	2010	respiration heart rate	-	mono-static	1	7.5GHz	5 GHz	Custom hardware
[185]	2018	respiration heart rate	100%	mono-static	1	2GHz	3.8GHz	Novelda Xethru X2
[186]	2017	car crash prevention	99%	mono-static	1	2.3GHz	6.8GHz	Novelda NVA-6201
[88]	2020	respiration heart rate	rmse: 0.03 0.018	multi-static	2	6.3GHz	3.85GHz	Novelda XeThru X1
[187]	2023	Heart rate respiration	Error < 0.04Hz	mono-static	1	-	7.29GHz	Novelda Xethru X4M03
[188]	2010	respiration heart rate	2cm	multi-static	1	7.5GHz	7GHz	independent hardware
[189]	2020	Animal health	98.46%	mono-static	1	1.4GHz	7.29GHz	Novelda Xethru X4 M02
[190]	2020	respiration heart rate	95.05% 94.94%	mono-static	1	1.4GHz	7.29GHz	Novelda Xethru X4 M200
[191]	2013	Heart rate	98.57%	mono-static	1	-	4.2GHz	independent hardware
[192]	2016	respiration	> 95%	mono-static	1	1.3GHz	7.25GHz	independent hardware
[193]	2014	respiration heart rate	RMSnE < 0.268	mono-static	1	-	4.1GHz	independent hardware
[194]	2021	respiration heart rate	98.5%	mono-static	1	1.5GHz	8.75GHz	XeThru x4m03
[195]	2018	respiration heart rate	-	mono-static	1	0.4GHZ	-	independent hardware
[196]	2020	respiration heart beat	-	mono-static	1	2-5GHz	3GHz	independent hardware
[197]	2018	Respiration	4bpm error	mono-static	1	-	-	Novelda Xethru X2M200
[198]	2021	human, pet distinguishing	90.38%	mono-static	1	1.4GHz	7.29GHz	Novelda Xethru X4 M02
[199]	2010	respiration heart rate	-	mono-static	1	2.2GHz	4.2GHz	TD PulsON 210
[200]	2013	respiration heart rate	100% ±2bpm	mono-static	1	7.5GHz	-	independent hardware
[201]	2022	Heart rate	97.4%	mono-static	1	1.5GHz	7.29GHz	Novelda Xethru X4
[67]	2023	respiration heart rate	100%	mono-static	1	6.4GHz	-	NXP NCJ29D5
[202]	2019	respiration	93-97%	mono-static	1	2.5GHz 2.9GHz	7.3GHz 8.8GHz	Novelda Xethru
[203]	2021	Heart rate respiration	85%- 99%	mono-static	1	-	-	BIOPAC MP150
[204]	2021	respiration	76%	mono-static	1	1.5GHz	7.29GHz	Novelda XeThru X4 M300
[205]	2019	Respiration	93.9%	mono-static	1	-	-	-
[206]	2018	Heart rate respiration rate	98.03%	mono-static	1	2.2GHz	4.3GHz	Humatics PulsON P410

TABLE X
OVERVIEW OF SCIENTIFIC PAPERS UTILIZING UWB RADAR FOR VITAL SIGN MONITORING (PART II)

Paper	year	Sub-type	Accuracy	System	Devices	Bandwidth	Central F	Chip
[207]	2022	Heart rate respiration rate	99.28% 96.29%	mono-static	1	1.5GHz	7.29GHz	Novelda XeThru X4 M200
[208]	2021	Respiration	-	mono-static	1	1.5GHz	7.29GHz	Novelda Xethru X4M300
[209]	2023	Heart rate respiration	multiple methods	mono-static	1	1GHz	0.5GHz	Custom hardware

must be positioned just a few meters away from the subject to enable this application to function [212]. On the other hand, since the radar must be able to pick up on even the slightest variations in the person's chest movement brought on by breathing, respiration rate tracking often necessitates placing the radar closer to the subject. The ideal distance for this would be around one to two meters. It is worth mentioning that the particular application, methodology, and resolution of the radar system will determine the monitoring's range and accuracy.

In [213], the authors describe developing and evaluating a real-time vital sign monitoring system using IR-UWB radar technology. The paper's authors assessed the radar's accuracy in measuring HR and RR and investigated the factors that can affect the accuracy of radar-based measurements. These factors include age, sex, height, weight, and Body Mass Index (BMI). They concluded that the radar could be accurate in a clinical setting; however, the accuracy of the measurements may be reduced in certain situations, such as sitting position, low respiratory and heart rate. In [174], the authors extract time-frequency information from heart and respiratory signals using the Hilbert transform. Additionally, they compare the outcomes of the UWB radar sensor using the ECG. The report also describes the capability of this sensor technology to detect a human target through walls and detect the respiratory based on the UWB radar sensor reliably.

A. Overview of scientific publications focusing on vital sign monitoring

Tables IX and Table X offer research articles focused on vital sign monitoring. These tables highlight the year of publication, application scenarios, accuracy levels, and key technical details like configuration, bandwidth, central frequency, and the particular radio chip used. The following section will provide a classified analysis of the studies featured in these tables.

1) *Emergency and Natural Disaster* : During emergencies such as natural catastrophes, building collapses, and accidents, emergency rescue vital sign monitoring employing UWB radar can rapidly and precisely identify and monitor people's vital signs. Without physical contact, the radar can sense a person's presence and monitor their vital signs at a distance. This can be useful for quickly locating and providing medical assistance to individuals in need.

[214] carries out a total of 175 scans to test human respiratory signal detection through different types of obstacles, such as foam boards, glass, wooden doors, and brick walls.

It employs various analytical techniques like Hilbert-Huang Transform (HHT), Fast Fourier Transform (FFT), and correlation analysis to extract features from the normalized echo signals. These features include micro-Doppler characteristics, spectrum features, and correlation metrics. A classification model based on SVM is then used to identify the respiratory signals. The results indicate that the chosen features effectively capture human respiratory signals. The technique can locate the human body with high accuracy and low detection error, even when different obstacles are present. On the other hand, [203] employs an edge-cloud computing approach to monitor vital signs. This architecture allows the system to handle high-priority tasks on the edge. It utilizes cloud infrastructure for further processing and storage. The paper showcases a case study demonstrating its ability to effectively monitor high-risk diseases and abnormal activities like sleep apnea. The system is designed to offer fast and accurate services in an emergency. The results include an Mean Absolute Error (MAE) of 0.09 bpm for respiration and 1.43 bpm for heart rate.

While both papers utilize different methodologies and target different applications, they share a common focus on vital sign monitoring. The first is tailored more towards emergency rescue scenarios involving obstacles. At the same time, the second is suited for telehealth services and broader disaster management, particularly for monitoring mildly ill patients.

2) *Child and Elderly Care*: UWB radar technology has been deployed in various contexts to monitor the vital signs of both older adults and children, serving as a non-contact method of tracking health metrics and detecting emergencies like falls. The study [215] focuses on monitoring infants to prevent Sudden Infant Death Syndrome (SIDS). They developed a baby monitor placed 50-70 cm above the cot and conducted sleep tests on a 6-month-old girl. The device monitors respiratory and heart rates continuously, and the recorded data is sent to a PC for further analysis. The study found that respiration was clear 86% of the time and masked by motion 14% of the time, while heart rate was clear 83% and masked by motion 17% of the time.

Additionally, [216] also utilizes UWB radar but focuses on detecting obstructive sleep disorders like sleep apnea in babies. They introduce a respiration-enhanced algorithm that can detect breathing signals even during slight body motions. Unlike conventional monitors, the system provides a timely alarm if any sleep abnormalities are detected.

On the other hand, [110] extends the application of UWB radar technology to elderly care. Their system uses a framework that combines edge computing for critical task pro-

cessing and cloud infrastructure for additional data storage and processing. Data was collected from 30 participants with an average age of 31.5 years and an average weight of 55.3 kg to evaluate the accuracy of heartbeat and respiration signals. Participants were recorded in both sitting and lying positions for three minutes each. The system's accuracy in vital sign monitoring was validated through Pearson correlation coefficients for heart rate and respiratory rate, which were 0.98 and 0.96.

Thus, these papers present different but equally crucial applications of UWB radar technology for vital sign monitoring in vulnerable populations like infants and older people.

3) *Vehicular Monitoring*: In the first paper, [197], to ensure that regular driving motions do not influence the breathing rate estimation, the authors examine UWB radar placement in 16 different vehicle positions, ultimately recommending the rearview mirror as the optimal location for accurate results. All experiments were conducted in powered-on vehicles to include the effects of vehicle vibrations. The paper evaluates two signal processing methods and reports average errors of 0.86, 1.07, 1.02, and 1.30.

The second paper, [201], focuses on heart rate monitoring, and the human back reflects the radar signals. Data were collected from four male and one female subjects, keeping the distance between the human and radar sensor within the 0.5 to 1-meter range to simulate real-world vehicular conditions. A deep learning classifier detects heart rate patterns, achieving an average error of 2.32% and a classification accuracy of 97.4%. However, the study acknowledges certain limitations, such as the fact that the experiments were performed in stationary vehicles, and the effect of seat attenuation has yet to be considered for sensor placement.

4) *Animal health monitoring*: One of the essential functions of UWB radar technology is its ability to monitor the health of animals by tracking vital signs, all without the need for physical contact with the animals, while also distinguishing between humans and animals.

The first paper, [189], introduces a non-contact method using UWB radar to monitor the vital signs of pets such as dogs and cats. The paper aims to improve animal welfare by removing the need for invasive procedures like anesthesia, hair removal, and surgical implants. The radar accurately detects both the respiratory and heart rates of anesthetized animals. Regarding the data collection, the radar was placed within one meter of the dog. Gas anesthesia was used to minimize its effects on the animals. The paper also claims a high accuracy rate of over 95% for measuring these animals' respiration.

Furthermore, [217] studies other animals and focuses on the vital sign monitoring of a New Zealand White Rabbit under water and food deprivation conditions. This paper uses various measurement techniques, including UWB radar, bandage sensors, and contact measurements. One of the critical contributions is identifying variations in the respiratory waveform that can serve as a reference for different life states in non-contact scenarios, like earthquake rescue operations. For the experiments, the rabbit was tied to an experiment bench at a height of 0.9 m, and the UWB radar was positioned 0.6 m away from it.

Despite the previous studies, [177] proposes a scheme using IR-UWB radar to distinguish between humans and common pets such as dogs, cats, and rabbits. The paper uses a 20-second radar echo signal for detection. It keeps the distance at 1 m for all human or animal subjects. A new metric called the Respiratory and Heartbeat Energy Ratio (RHER) has been introduced to classify the target into its respective category. This classification process is divided into four steps: signal preprocessing, initial identification, vital sign acquisition, and final classification using RHER.

B. Vital Sign Monitoring Techniques

This section discusses various analytical and computational methods used to extract, filter, and interpret vital sign data from UWB radar signals. We explore multiple techniques, from traditional signal processing methods to advanced machine learning algorithms, to broadly review the currently available solutions. The following subsections provide a detailed review of each category, illustrating their strengths and applications in UWB radar-based vital sign monitoring.

1) *Data Filtering*: One of the techniques used for filtering raw data in vital sign monitoring with UWB radar is Kalman filtering. This method is known for making optimal predictions, especially when dealing with incomplete and noisy data. It uses a mathematical framework to estimate the system's state over time, making it a helpful tool for removing noise and clutter [180], [218]. Curvelet Transform is a powerful tool, especially effective for multi-scale analysis, particularly non-stationary data where signal characteristics may change over time [219]. Background Subtraction is explicitly used to remove unwanted signals, including environmental noise and irrelevant information, thus isolating the vital sign signals for more precise analysis [174]. Wavelength Threshold Denoising (WTD) operates in the frequency domain, focusing on eliminating noise by setting a threshold for waveforms likely to be noise components [67]. Lastly, Adaptive Filtering techniques, such as Ensemble Empirical Mode Decomposition (EEMD) and EEMD combined with Continuous-Wavelet Transform (CWT), adapt to time-varying and non-stationary data, thus offering greater flexibility in filtering signals that have complex or changing characteristics [182], [183], [195].

2) *Signal Separation and Feature Extraction*: In vital sign monitoring using UWB radar, the methods for signal separation and feature extraction are unique and different from other applications. This is because the vital signs information is mostly present in the frequency domain of the signals.

Lower time series analysis is utilized, such as Maximum Likelihood period estimators, to identify the most likely periodicity in signals. Additionally, Variational Mode Decomposition (VMD) methods based on Time Domain Coherent Accumulation (TDCA) are used for robust separation of overlapping signal components [199], [220]. Frequency Analysis techniques, such as the Chirp Z-transform and Fourier Transform, are commonly used to break down signals into their frequency components. This process provides a spectral view, making it easier to identify vital signs [184], [221], [222]. Wavelet Transform methods, including Empirical Mode

Decomposition (EMD) and CWT, offer multi-resolution analysis capabilities that allow for the capture of features at various scales and resolutions. This, in turn, facilitates detailed signal interpretation [182], [223]. Time-frequency analysis approaches like Pulse-Doppler time-frequency analysis and VMD combined with Hilbert Transform are uniquely suited to analyze non-stationary signals, capturing how frequency components change over time [174], [192].

3) *Machine Learning and Data Modeling*: Although traditional signal processing methods have been widely used in the field of vital sign monitoring with UWB radar, machine learning techniques are gaining traction. STFT inputs combined with SVM have shown potential in analyzing and classifying time-dependent spectral data [206]. DNNs have further improved performance by incorporating subject-specific physical information for more accurate and nuanced monitoring [231]. Encoder-Decoder architectures specialize in robustly recovering respiratory waveforms even when the subject is in motion, thereby solving one of the biggest challenges in remote vital sign monitoring [232]. CNN-based models are versatile, processing both time series and 2D signal representations to isolate vital signs in different monitoring scenarios [201], [233], [234]. It should be noted that machine learning solutions are used much less frequently in this context than other applications like activity and gesture recognition. Still, their utilization is rising as they offer advanced capabilities and adaptability.

C. Trends and Observations

UWB radar technology has shown great promise in non-contact vital sign monitoring, especially when traditional monitoring methods are challenging to implement. UWB's ability to detect even the slightest chest movements makes it ideal for monitoring respiratory and heart rates without needing any attached devices. This feature is highly beneficial in monitoring patients with burn injuries, neonates, or scenarios requiring sterilized conditions, like operating rooms.

Recent advancements have led to integrating UWB radar in intelligent healthcare systems, particularly for remote patient monitoring and elder care. The challenge in these environments is to maintain a high level of accuracy and to differentiate between the vital signs of multiple individuals in the same space. Solutions have been developed using advanced signal processing algorithms and machine learning techniques to isolate individual signals, even in crowded or cluttered environments. However, more work is required to achieve the required accuracies and develop applicable devices.

The miniaturization of UWB vital sign monitoring devices has increased their portability and accessibility in various settings, from hospitals to homes. However, the range limitations of UWB radar remain a concern. Typically, the effective range for accurate vital sign detection is within a few meters, which necessitates strategically placing the devices in the environment where monitoring is required. On the other hand, monitoring vital signs of individuals in motion or from a radar system in a moving vehicle raises significant challenges, necessitating further investigation in future research.

Another trend is the exploration of different center frequencies and bandwidths to improve the detection capabilities of UWB radar systems. A higher bandwidth offers better resolution, crucial in distinguishing fine movements. Concurrently, a lower center frequency can enhance penetration through obstacles, which is advantageous for through-clothing or through-wall monitoring scenarios.

To sum up, although UWB radar technology for monitoring vital signs is progressing quickly, it is crucial to tackle the challenges of complicated environments, range constraints, and signal differentiation. Choosing the proper bandwidth and center frequency is vital and should be customized to the monitoring requirements. As this technology evolves, it will likely find broader applications and greater adoption in various healthcare settings.

IX. UWB RADAR DATASETS

UWB radar has been used in various applications, and the availability of datasets is crucial to advancing research in this field. As depicted in Table XI, nine available datasets use UWB radar for different applications. [224] presents a dataset of three test subjects measured in different environments and motion statuses using an IR-UWB through-wall radar system. The dataset includes scenarios of people standing, walking, and empty space in free space, as well as through-wall radar placement. [225] introduces UWB-Gestures, a public dataset of dynamic hand gestures acquired with UWB impulse radars. The dataset contains 9,600 samples gathered from eight different human volunteers for twelve different dynamic hand gestures, eliminating the need for UWB radar hardware to train and test the algorithm.

In [226], they employed a radar system mounted at a height of 1.8 meters, capable of detecting objects within a 5-meter radius and a 90-degree angle. The objective was to assess how well this radar could measure the density of people in a restricted space. They conducted three different scenarios to test this. In the first two scenarios, groups of up to 20 people were observed walking in an area. Depending on the scenario, the density varied between 3 and 4 persons per square meter, and the available space expanded with the number of individuals to maintain this density. The third scenario presented a different challenge: they had up to 15 individuals standing in a line, each about 10 centimeters apart, to see if the radar could effectively detect stationary objects nearby. Across these tests, they used 44 individuals to gather a wide range of data. The radar recorded data for five seconds in each test, capturing 200 signals. This resulted in 3,360 radar samples for each of the first two scenarios and 2,560 samples for the third, providing a comprehensive dataset for analyzing the radar's performance in different crowded environments. [100] a dataset of SPTs utilized a UWB radar system, positioned 0.8 meters above a bed and angled at 45 degrees downwards, to gather two sets of data. The first dataset involved participants performing six motions, including various sleeping positions such as supine, prone, and lateral. It focused on four sleeping postural transitions: supine to side, supine to prone, side to supine, and prone to supine. The second dataset was conducted

TABLE XI

OVERVIEW OF AVAILABLE OPEN-SOURCE UWB RADAR DATASETS, SPECIFYING THE APPLICATION DOMAINS THEY CAN BE USED FOR AND THE DATASET CHARACTERISTICS (NUMBER OF DEVICES, BANDWIDTH, CENTER FREQUENCY, AND RADIO CHIP USED FOR DATA CAPTURING).

Paper	year	Application	Sub-type	System	Devices	Bandwidth	Central F	Chip	Open-source
[224]	2021	Motion detection	Through wall motion detection	mono-static	1	-	0.5GHz	independently designed hardware	✓
[225]	2021	Activity recognition	12 hand gestures	mono-static	3	2GHz	8.745GHz	Novelda XeThru X4	✓
[226]	2018	Motion detection	People counting	mono-static	1	2.3GHz	6.8GHz	Novelda NVA-R661	✓
[100]	2020	Activity recognition	Sleep pose recognition	mono-static	1	1.4GHz, 1.5GHz	7.29GHz	Novelda Xethru X4M03	✓
[227]	2020	Motion detection	NLOS presence detection	mono-static	1	2.5GHz	6.8GHz	Novelda NVA-R661	✓
[228]	2022	Activity recognition	Presence, counting, and multiple activities	multi-static	4	1.3GHz	4GHz	Decawave EVK1000	✓
						0.5GHz	4.5GHz	Decawave MDEK1001	✓
[229]	2022	Activity recognition	Air-writing recognition	mono-static	1	1.5GHz	7.29GHz	Novelda Xethru X4M03	✓
[230]	2023	Presence detection & Activity recognition	Car occupancy and 3 activities	mono-static bi-static	2	0.5GHz 5GHz	6.5GHz 7GHz	ILMSENS m:explore	✓
[145]	2023	Activity recognition	Driver monitoring	mono-static	1	7.29GHz	7.25GHz - 10.2GHz	Novelda Xethru X4M02	✓
[75]	2022	Device Free localization	tracking	multi-static	4	0.9GHz	4GHz	Decawave DW1000	✓
[90]	2020	Device Free localization	Distance	multi-static	3	0.9GHz	3.99GHz	Decawave DWM1000	✓

in two parts; the first was in a static environment, and the second was with a moving fan to create a more realistic setting. In this dataset, participants performed the same postural transitions as in the first dataset. They engaged in activities like limb movements and smartphone use, categorized as background activities.

Detection of human beings in Non Line of Sight (NLOS) conditions using UWB radar is explored in [227], where an extensive measurement campaign is performed in realistic environments, considering different body orientations, obstacle materials, and radar-obstacle distances. Two main scenarios are examined based on the radar position: placed on top of a mobile cart and handheld at different heights. [228] presents a dataset consisting of RF data extracted from a WiFi Network Interface Card (NIC), Passive WiFi Radar (PWR), UWB signals acquired via commercial off-the-shelf hardware, and vision/Infra-red based data acquired from Kinect sensors. The dataset includes approximately 8 hours of annotated measurements collected from 6 participants performing six daily activities, which can be exploited to advance WiFi and vision-based activity recognition Human Activity Recognition (HAR) and potentially used for indoor human tracking.

The authors of [229] investigate air-written numbers from 0 to 9, using a uni-stroke writing technique, which means each number is written in one continuous motion. The samples vary in writing angles, speeds, and positions, enriching the dataset. The air-writing was done in a small area, about 20 cm by 20 cm. The radar used to detect this writing could cover a range from 0.4 m to 1.55 m, known as range bins. They expanded this range by an extra 95 cm to improve the monitoring of the Doppler spectrum and capture a broader range of writing movements. This enhancement makes the dataset more versatile for analyzing different numeral writing

styles.

X. AVAILABLE RADAR CHIPS

This section provides an overview of UWB radar chips and devices from leading manufacturers. Table XII included in this study presents comprehensive information about the UWB radar chips. The table includes both generic UWB radio chips and radar-specific devices. Generic radio chips such as the Qorvo or NXP radio chips are suitable for a wide range of applications such as communication, localization and sensing, offering versatility and precision for different use cases. They are most typically equipped with onmi-directional antennas by default and support the minimum required bandwidth of 500MHz (or in some cases up to 1GHz). On the other hand, UWB radio chips from manufacturers such as Novelda, Pulson, Time Domain, and Umain are designed mainly for radar purposes. Devices from this last category are characterized by having a larger bandwidth (typically in the order of 2GHz) and are most often equipped with directional antennas offering a small field of view.

Since most scientific research papers use only a single device type for their research, it is currently not yet clear to what extent the reported accuracies from the scientific literature are impacted by specific hardware aspects, which minimum bandwidth is required for specific use cases and if all proposed scientific innovations from scientific papers generalize well towards other platforms.

XI. FUTURE RESEARCH CHALLENGES AND OPEN PROBLEMS

Finally, this section will give an overview of the technological, standardization, and legislative future research challenges

TABLE XII
OVERVIEW OF COMMERCIAL UWB RADAR CHIPS AND DEVICES, AS WELL AS THEIR CHARACTERISTICS (CENTER FREQUENCIES, BANDWIDTH,
ANTENNA TYPE, ...)

Manufacturer	chip	year	Devices	Central F	Bandwidth	Mono-static/ multi-static	Antenna
ARIA Sensing	LT103		ARIA LT103OEM	7.9GHz	1.2GHZ	mono-static	Integrated patch antennas
Novelda	X1 (NVA610x)	2011	NVA-R631, NVA-R641	3.85GHz, 5.2GHz	6.3GHz, 8.7Ghz	mono-static	Connectorized (Vivaldi and sinuous antennas provided)
	X2 (NVA620X)	2013	X2M200, NVA-6201, NVA-R661	5.3GHz, 5.4GHz, 5.7GHz, 6.1GHz, 6.4GHz, 6.8GHz, 7.3GHz, 7.7GHz, 7.8GHz, 8.2GHz, 8.8GHz	1.75GHz, 1.8GHz, 1.85GHz, 2.05GHz, 2.15GHz, 2.30GHz, 2.35GHz, 2.50GHz, 2.65GHz, 3.10GHz	mono-static	Connectorized (Vivaldi and sinuous antennas provided)
	X4	2017	X4F103, X4M02, X4M03, X4M05, X4M06, X4M07, X4M200, X4M202, X4M300, X4SIP02, SLMX4	7.29GHz, 8.748GHz	1.4GHz, 1.5GHz	mono-static	Integrated differential patch antennas
Pulson/ Humatic/ TDSR	P400	2009		4GHz	2GHz	mono-static/ bi-static	Connectorized (BroadSpec wideband monopole antenna provided)
	P410	2012		4.3GHz	2.2GHz	mono-static/ bi-static	Connectorized (BroadSpec wideband monopole antenna provided)
	P440	2015	PulsON P440, Humatic P440, TDSR P440	3.95GHz	1.7GHz	mono-static/ bi-static/ multi-static	Connectorized (BroadSpec wideband monopole antenna provided)
Time Domain	P210		TD P210	4.7GHz	3.2GHz	bi-static/ multi-static	Connectorized (BroadSpec wideband monopole antenna provided)
	P220		TD P220	4.3GHz	2.3GHz	mono-static/ bi-static	Connectorized (BroadSpec wideband monopole antenna provided)
Umain	HST-C1R		HST-S1M-CT, HST-D3	4.27GHz, 3.95GHz	1GHz, 1.7GHz	mono-static	Connectorized (dipole antenna provided)
Qorvo	DW1000	2013	DWM1000, DWM1004C	3.5GHz, 4GHz, 4.5GHz, 6.5GHz	500MHz, 1GHz	bi-static/ multi-static	Integrated ceramic chip antenna
			DWM1001C, MDEK1001, DWM1001-DEV	3.5GHz, 4GHz, 4.5GHz, 6.5GHz	500MHz, 1GHz	bi-static/ multi-static	Integrated monopole antenna
			EVK1000	3.5GHz, 4GHz, 4.5GHz, 6.5GHz	500MHz, 1GHz	bi-static/ multi-static	Connectorized (Wideband monopolar spline antenna provided)
	DW3000	2020	DWM3000, DWM3000EVB	6.5GHz, 8GHz	500MHz	bi-static/ multi-static	Integrated ceramic chip antenna
			DWM3001C, DWM3001CDK, QM33120WDK1	6.5GHz, 8GHz	500MHz	bi-static/ multi-static	Integrated monopole antenna
			QM33120WDK1	6.5GHz, 8GHz	500MHz	bi-static/ multi-static	Connectorized
NXP	SR040	2020		6.5GHz, 8GHz	500MHz	bi-static/ multi-static	
	SR150	2020		6.5GHz, 8GHz	500MHz	bi-static/ multi-static	
	SR100	2019		6.5GHz, 8GHz	500MHz	bi-static/ multi-static	
	NCJ29D5	2019	LID2434-R4-SMA	6.5GHz, 8GHz	500MHz	bi-static/ multi-static	Connectorized
	NCJ29D6	2023		6.5GHz, 8GHz	500MHz	mono-static/ bi-static/ multi-static	

in the domain of UWB radar research. In no particular order, some of these challenges are the following.

Lack of UWB radar standards

Most upcoming UWB radar standards (see Section III-D) focus on PHY layer standardization or (in the case of Ripple) backend APIs. No current standards describe the setup and configuration of UWB radar systems or standardized methodologies to combine, process, and interpret UWB (CIR) radar signals. This lack of ongoing standardization efforts makes it difficult to achieve compatibility among existing UWB radar solutions, hindering widespread industry adoption. A standardized framework for the interoperability and certification of commercial UWB radar devices would promote the utilization of UWB radar technologies.

Lack of UWB datasets and competitions

Similarly, the availability of open-access UWB radar datasets is scarce (see Section IX). Access to such datasets is crucial for researchers, as they will facilitate the development and evaluation of new methodologies:

- New advanced methodologies can be evaluated on the same general datasets for fair comparison.
- Datasets obtained from realistic use cases and environments (in-car, residential housing, etc.) can be used to evaluate to what extent proposed techniques perform well and generalize well in realistic environments.
- Datasets that utilize more radios and radio configurations would give new insights regarding PHY layer configuration trade-offs (bandwidth and center frequency versus accuracy) for different use cases.

Furthermore, the research community would benefit from organized competitions that challenge participants to advance state-of-the-art UWB radar methods. These community-driven initiatives would greatly expedite the progress of UWB radar technologies.

Robustness of UWB radar in realistic conditions

With the increasing deployment of UWB radar solutions in a wide range of industrial applications and locations, robustness becomes another concern. UWB systems might be deployed in cars, industrial processes, integrated beds for elderly care, etc. Currently, there is a lack of insights into the performance of UWB radar under various environmental influences such as temperature, vibrations caused by industrial machinery, humidity, clothing, wall materials, different body poses and orientations, etc. To improve the robustness and reliability of UWB radar systems, researchers should explore the adaptability of UWB radar in typical and extreme environments. For example, the work of [235] shows that breathing rate detection is possible even for runners on a treadmill, where the breathing rate can be distinguished from other body movement patterns. However, most scientific papers focus on setups in controlled environments with very few non-controlled parameters. To improve robustness, the techniques outlined in this overview paper will have to be extended with processing techniques for external noise suppression, body orientation estimation, repression of non-relevant signal frequencies, etc.

Coexistence and interference mitigation

Most UWB radar systems operate at a higher center frequency than traditional communication technologies such as BLE,

WiFi, and Zigbee and at a lower center frequency than mmwave radar or FMCW radar. However, several (upcoming) technologies share the spectrum or have overlapping frequency bands with UWB [236]. For instance, the Wi-Fi 6E standard operates in the 6 GHz band, similar to UWB. Wi-Fi 6E has been shown to negatively impact the performance of UWB signals [237], although this impact can be mitigated by the optimal selection of the PHY layer parameters. Similarly, the upper mid-band frequency range (FR), spanning from 7 GHz to 24 GHz (also known as FR3), has emerged as a focal point in 6G communications, to the point where FR3 has been named the “golden band” by Nokia. If these bands are generally accepted for 6G communications, this will, on the one hand, likely result in legislation that is well suited for worldwide UWB deployments but, at the same time, potentially result in millions of interfering devices. Finally, deploying a large number of UWB radar systems can lead to concurrent UWB signals, which will compromise the quality of the CIR and, therefore, detection accuracy. Recent work has shown that the use of scrambled time sequences (STS) in recent UWB standards strongly increases the robustness of UWB in the presence of interference [238]. However, there is a strong need to investigate further the impact of interference on UWB radar as well as to design novel, robust interference mitigation strategies that can dynamically adapt the channel and PHY settings and transmit power depending on the wireless conditions.

Ease of deployment and calibration

Standards for automatic discovery and configuration of UWB ranging and localization are currently being proposed by the FiRa standardization organization. However, such facilities are still lacking for UWB radar and activity recognition. In this survey, we found that applications often use noise removal and background subtraction techniques. Both techniques require an understanding of the environment and a calibration phase. For mobile devices, this calibration phase is not always feasible, and the device should adapt itself to the environment by changing the physical parameters of the UWB signals (power, frequency, etc.) and learning the environment during deployment. There is, hence, a need for solutions that dynamically discover the required functionality and capabilities of nearby UWB radar devices and identify the current user requirements (e.g., required radar range, type of activities that should be recognized, maximum power consumption, etc.) and use these to automatically select the best settings for each use case.

Multi-target tracking and monitoring

The state-of-the-art algorithms discussed in this survey mostly focus on accurate prediction of the activity and/or vital signs of one subject. Current solutions cannot differentiate between multiple people moving in the same area, especially under occlusion conditions. A further research direction is the expansion of the current algorithms to distinguish multiple targets and track their position simultaneously with the same UWB radar installation. One popular approach is the use of multi-static setups spread out over a larger area that can differentiate between multiple targets [239]. However, several improvements are possible. These works focus mainly on multi-target tracking, but similar work focusing on multi-person

activity recognition or multi-person vital sign monitoring is still lacking. In addition, achieving similar goals using a single anchor node would strongly reduce deployment costs. A promising approach is to use a single multi-antenna UWB radar system, whereby AoA and AoD transmissions allow a reduction of occlusions due to other moving people and objects present in the environment. Different targets can be discovered and monitored simultaneously by exploiting spatial information such as distances and angles towards the radar.

Self-supervised machine learning models

Machine learning models are already popular for various UWB radar use cases, such as gesture recognition, activity recognition, etc. However, current work focuses mostly on traditional supervised neural network architectures from traditional domains such as vision processing. To train these supervised models, sufficient and representative data should be available. There are many opportunities to apply more advanced neural network architectures, especially for tasks where generalization is important. Generalization is important when there is a need to recognize unseen persons' activities, deploy the UWB radar in previously unseen environments, or learn new activities after deployment. Such use cases can benefit from novel self-supervised architectures like foundation models, deep reinforcement learning, etc. This will require innovations that do not require pre-labeled data but instead rely on "hints" from the environment to correctly classify unseen behavior. Such hints might be derived from integrating UWB radar models with large language models (allowing users to describe their activities using natural language), from recognizing likely sequences of activities (e.g., identifying typical sequences of household activities), from other deployments in similar environments (using federated learning), etc. Similarly, the use of unsupervised (clustering) techniques could allow retraining of the neural network when new conditions arise. Finally, current machine learning approaches for UWB radar do not include domain knowledge in their training phase. Novel physics-informed neural networks (PINNs) architectures could incorporate domain knowledge related to propagation characteristics, ray-tracing, etc.

Privacy, security, and bias concerns

As UWB radar technologies become more widespread, concerns about privacy and security can arise. Although UWB radar inherently offers more privacy for end users than vision-based tracking systems, unwanted activity and location monitoring can still occur. With the advent of advanced AI methods, it is difficult to predict if UWB radar technology will advance to the point where individuals can be recognized based on their behavior, which would again significantly impact privacy. Additionally, radar systems often use complex machine-learning algorithms for target recognition. If the training data used to develop these algorithms is biased, the system may exhibit discriminatory behavior, leading to the misidentification or profiling of certain individuals or groups. Novel techniques from the field of explainable AI could be used to identify such biases in neural networks that have been trained for activity recognition and presence detection. Such explainable AI techniques could assist with improving privacy and identifying bias that can be solved through the

design of next-generation neural networks. Addressing these challenges requires a multidisciplinary approach involving technologists, policymakers, ethicists, and other stakeholders to strike a balance between security needs and the protection of individual rights and privacy and to promote responsible use of radar technology.

Adaptive PHY layer settings

All discussed scientific publications use pre-set PHY configurations. There is a lack of research investigating the impact of PHY layer settings on overall performance. Although PHY layer configurations such as transmission power, bandwidth, modulation, etc., strongly influence energy consumption, it is currently unclear which PHY configurations are required to realize specific use-case requirements such as accuracy, range, etc. Depending on the environment and its dimensions, maintaining the desired radar accuracy may require adapting different transmitted power levels within the regional regulatory limits. The ideal power level and PHY layer settings should be dynamically and intelligently selected, depending on factors such as the specific use case, environmental conditions, the device's power supply (e.g., whether it is battery-powered or not), and other relevant variables. Dynamically adapting PHY layer settings has previously been shown to be beneficial for both communication and localization but has not yet been investigated for UWB radar [240]. Moreover, it might be interesting to investigate if the use of multiple PHY settings (different center frequencies, modulations, etc.) could even improve the accuracy of UWB radar applications by offering increased frequency and time diversity, allowing the design of novel algorithms with better capabilities to accurately filter out noise.

Towards UWB joint sensing and communication (JSAC)

UWB is currently well-known for high-speed communication, highly accurate localization, and UWB radar. However, these domains are currently fully separate research topics. In contrast, simultaneously providing multiple functions (such as radar, localization, and sensing) within a single system becomes increasingly important with the rapid rise of autonomous robot platforms in Industry 4.0 scenarios, self-driving cars, immersive AR/VR, etc., all of which need to reliably exchange data and accurately sense the environment at the same time. Not only do we wish to robustly estimate, for example, the "round trip" time between two devices to gain information on their separation, but such systems would simultaneously measure the properties of the multipath components for radar applications. In such systems, there is often a communication or synchronization channel over the UWB links between different fixed anchor nodes with known coordinates. By simultaneously localizing mobile UWB tags and sensing on the inter-anchor and inter-tag links, both highly accurate information on the moving tags and general movement and objects in the room could be derived. This concept is more than just a combination of pre-existing functions and hardware and software elements. Instead, it encompasses a holistic transformation involving the comprehensive and simultaneous redesign of systems, hardware, and algorithms. A crucial difference is the choice between co-design and co-existence. For example, co-existence allows waveforms and

antennas to be optimized for either sensing or communication in a specific prevailing environmental context. In contrast, co-design allows simultaneous reuse of waveforms and antennas for multiple purposes, thus showcasing superior spectral efficiency. The signal processing optimizations can thus be co-optimized in collaboration with pulse shape modifications to permit optimal reception of the signal. As such, this will require a rethinking of the overall waveform, antenna design, and PHY layer optimization to retain optimal performance even in the presence of simultaneous competing localization, communication, and radar requirements.

XII. CONCLUSION

Throughout this survey, we have provided an extensive overview of UWB radar, exploring its fundamental principles and diverse applications. In comparison with prior survey papers, we focus on the overall system, including hardware, software, datasets, UWB standards, commercial systems, and recent standardization activities.

With UWB bandwidths ranging from 500 MHz to several GHz, UWB is suitable for applications ranging from device-free localization to demanding applications such as low-level vital sign monitoring and gesture recognition. Our survey distinguishes four major application domains for UWB radar: presence detection, device-free localization, activity recognition, and vital sign monitoring. For each of these domains, we discuss relevant use cases and typical bandwidth requirements and provide a clear overview of relevant post-processing techniques for each domain. Discussed post-processing techniques include, amongst others, background subtraction, anomaly detection, clutter subtraction, target tracking, noise removal, region of interest extraction, and signal separation. Furthermore, for each major application domain, an overview was given describing recent scientific work, the approach, the hardware setup, the required center frequency and bandwidth, and the accuracy reported in each paper. Finally, we discussed the overall research trends and observations for each domain.

In addition to describing algorithms and processing methods, our overview paper also discusses hardware evolution. Whereas in the past, mostly custom-built hardware platforms were used for UWB radar research, a significant number of commercially available radio chips have recently become available on the market, indicating a growing maturity of the domain. Our overview provided an overview of available radio hardware platforms as well as their characteristics in terms of supported center frequencies and available bandwidth.

Finally, the survey highlights various promising areas for future research. Topics that include rich opportunities for exploration include, among others, better standardization, more open datasets, improved robustness in non-ideal conditions, challenges related to coexisting radio transmission, auto-calibration solutions, the extension of existing work towards multiple targets, improved bias and privacy, dynamic adaptation of PHY layer settings, and innovations that allow joint sensing and communication.

The contributions of this survey are various, providing a clear-eyed view of UWB radar's fundamentals, a categorical

analysis of its diverse applications, and a technical overview that includes development datasets and hardware selection. As such, this overview has laid the groundwork for researchers to build upon, offering a comprehensive resource that charts a clear course for those navigating the complexities of UWB radar research.

ACKNOWLEDGMENT

This research has been funded by Fonds Wetenschappelijk Onderzoek Vlanderen (FWO) through grant number G018522N for the FWO PESSO project.

REFERENCES

- [1] S. Yan, P. J. Soh, and G. A. E. Vandenbosch. Wearable ultrawideband technology—a review of ultrawideband antennas, propagation channels, and applications in wireless body area networks. *IEEE Access*, 6:42177–42185, 2018.
- [2] C.N. Paulson, J.T. Chang, C.E. Romero, J. M.D. Watson, F.J. Pearce, and N. M.D. Levin. Ultra-wideband radar methods and techniques of medical sensing and imaging. In *Proc. SPIE 6007, Smart Medical and Biomedical Sensor Technology III*, volume 60070L, Nov 11 2005.
- [3] I. Gresham et al. Ultra-wideband radar sensors for short-range vehicular applications. *IEEE Transactions on Microwave Theory and Techniques*, 52(9):2105–2122, Sept 2004.
- [4] D. Minoli and B. Occhiogrosso. Ultrawideband (uwb) technology for smart cities iot applications. In *IEEE International Smart Cities Conference (ISC2)*, pages 1–8, 2018.
- [5] I.Y. Immoreev. Ultrawideband radars: Features and capabilities. *J. Commun. Technol. Electron.*, 54:1–26, 2009.
- [6] I. Y. Immoreev, S. Samkov, and T.-H. Tao. Short-distance ultra wideband radars. *IEEE Aerospace and Electronic Systems Magazine*, 20(6):9–14, June 2005.
- [7] I. Y. Immoreev. Practical application of ultra-wideband radars. In *2006 3rd International Conference on Ultrawideband and Ultrashort Impulse Signals*, pages 44–49, 2006.
- [8] S. Pisa, E. Pittella, and E. Piuze. A survey of radar systems for medical applications. *IEEE Aerospace and Electronic Systems Magazine*, 31(11):64–81, Nov 2016.
- [9] J. Xiao, Z. Zhou, Y. Yi, and L. M. Ni. A survey on wireless indoor localization from the device perspective. *ACM Comput. Surv.*, 49(2):31, June 2017.
- [10] R. C. Shit et al. Ubiquitous localization (ubiloc): A survey and taxonomy on device free localization for smart world. *IEEE Communications Surveys and Tutorials*, 21(4):3532–3564, Fourthquarter 2019.
- [11] S. Ahmed, K.D. Kallu, S. Ahmed, and S.H. Cho. Hand gestures recognition using radar sensors for human-computer-interaction: A review. *Remote Sensing*, 13(3):527, 2021.
- [12] X. Li, Y. He, and X. Jing. A survey of deep learning-based human activity recognition in radar. *Remote Sensing*, 11(9):1068, 2019.
- [13] J. Yang, Y. Xu, H. Cao, H. Zou, and L. Xie. Deep learning and transfer learning for device-free human activity recognition: A survey. *Journal of Automation and Intelligence*, 1:100007, 2022.
- [14] Z. Fang et al. Integrated wideband chip-scale rf transceivers for radar sensing and uwb communications: A survey. *IEEE Circuits and Systems Magazine*, 22(1):40–76, Firstquarter 2022.
- [15] E. M. Staderini. Uwb radars in medicine. *IEEE Aerospace and Electronic Systems Magazine*, 17(1):13–18, Jan 2002.
- [16] G. Breed. A summary of fcc rules for ultra wideband communications. *High Frequency Electronics*, 4(1):42–44, 2005.
- [17] F. Sabath, E. L. Mokole, and S. N. Samaddar. Definition and classification of ultra-wideband signals and devices. *URSI Radio Science Bulletin*, 2005(313):12–26, June 2005.
- [18] First report and order, revision of part 15 of the commission's rules regarding ultra-wideband transmission systems, 2002.
- [19] T. K. K. Tsang and M. N. El-Gamal. Ultra-wideband (uwb) communications systems: an overview. In *The 3rd International IEEE-NEWCAS Conference*, pages 381–386, 2005.
- [20] Imec pioneers ultra-wideband transmitter chip pushes data rates to 166 gbps at milliwatt power. <https://shorturl.at/cd468>.
- [21] M. Malajner, D. Šipoš, and D. Gleich. Design of a low-cost ultra-wideband radar platform. *Sensors (Basel)*, 20(10):2867, May 18 2020.

- [22] J. R. Davis, D. J. Baker, J. P. Shelton, and W. S. Ament. Some physical constraints on the use of "carrier-free" waveforms in radio-wave transmission systems. *Proceedings of the IEEE*, 67(6):884–890, June 1979.
- [23] J. Keignart and N. Daniele. Subnanosecond uwb channel sounding in frequency and temporal domain. In *2002 IEEE Conference on Ultra Wideband Systems and Technologies (IEEE Cat. No.02EX580)*, pages 25–30, Baltimore, MD, USA, 2002.
- [24] J. Kulmer et al. Using decawave uwb transceivers for high-accuracy multipath-assisted indoor positioning. In *2017 IEEE International Conference on Communications Workshops (ICC Workshops)*, pages 1239–1245, Paris, France, 2017.
- [25] I. Guvenc and H. Arslan. On the modulation options for uwb systems. In *IEEE Military Communications Conference, 2003. MILCOM 2003.*, pages 892–897 Vol.2, Boston, MA, USA, 2003.
- [26] B. Wang, H. Song, W. Rhee, and Z. Wang. Overview of ultra-wideband transceivers—system architectures and applications. *Tsinghua Science and Technology*, 27(3):481–494, June 2022.
- [27] T. J. Daim and R. M. A. Lee. A weighted least squares consideration for ir-uwb radar based device-free object positioning estimation for indoor environment. *Indonesian J. Electr. Eng. Comput. Sci.*, 15(2):894, Aug 2019.
- [28] J. Wang, M. Wang, D. Yang, F. Liu, and Z. Wen. Uwb positioning algorithm and accuracy evaluation for different indoor scenes. *Int. J. Image Data Fusion*, 12:1–23, Jan 2021.
- [29] R. S. Kulikov. Integrated uwb/imu system for high rate indoor navigation with cm-level accuracy. In *Proc. Moscow Workshop Electron. Netw. Technol. (MWENT)*, pages 1–4, Mar 2018.
- [30] P. Runkle, J. McCorkle, T. Miller, and M. Welborn. Ds-cdma: the modulation technology of choice for uwb communications. In *IEEE Conference on Ultra Wideband Systems and Technologies*, pages 364–368, Reston, VA, USA, 2003.
- [31] O. M. Abdul-Latif and J. P. Dubois. Performance of uwb system in a partially developed fading channel with cci. In *2009 5th IEEE GCC Conference and Exhibition*, pages 1–5, Kuwait, Kuwait, 2009.
- [32] A. Nezirovic, A. G. Yarovoy, and L. P. Ligthart. Signal processing for improved detection of trapped victims using uwb radar. *IEEE Transactions on Geoscience and Remote Sensing*, 48(4):2005–2014, April 2010.
- [33] J. Lansford. Uwb coexistence and cognitive radio. In *2004 International Workshop on Ultra Wideband Systems Joint with Conference on Ultra Wideband Systems and Technologies. Joint UWBST and IWUWBS 2004 (IEEE Cat. No.04EX812)*, pages 35–39, Kyoto, Japan, 2004.
- [34] A. P. Chandrakasan et al. Low-power impulse uwb architectures and circuits. *Proceedings of the IEEE*, 97(2):332–352, Feb 2009.
- [35] I. D. O'Donnell and R. W. Brodersen. An ultra-wideband transceiver architecture for low power, low rate, wireless systems. *IEEE Transactions on Vehicular Technology*, 54(5):1623–1631, Sept 2005.
- [36] M. Singh, M. Roeschlin, E. Zalala, P. Leu, and S. Čapkun. Security analysis of ieee 802.15.4z/hrp uwb time-of-flight distance measurement. In *Proceedings of the 14th ACM Conference on Security and Privacy in Wireless and Mobile Networks (WiSec '21)*, pages 227–237, New York, NY, USA, 2021. Association for Computing Machinery.
- [37] M. Cavagnaro, E. Pittella, and S. Pisa. Uwb pulse propagation into human tissues. *Phys. Med. Biol.*, 58(24):8689–8707, 2013.
- [38] S. Han-Oh, E. Oh, E. Tryggstad, and T. DeWeese. We-a-134-10: Non-ionizing, non-invasive, non-contact, and real-time tumor detection using ultra-wideband (uwb) radar: A feasibility study. *Medical Physics*, 40(6Part28):471, 2013.
- [39] D. Coppens, A. Shahid, S. Lemey, B. Van Herbruggen, C. Marshall, and E. De Poorter. An overview of uwb standards and organizations (ieee 802.15.4, fira, apple): Interoperability aspects and future research directions. *IEEE Access*, 10:70219–70241, 2022.
- [40] A. F. Molisch. Ultra-wide-band propagation channels. *Proceedings of the IEEE*, 97(2):353–371, Feb 2009.
- [41] Ieee standard for ultrawideband radar definitions. IEEE Std 1672-2006, May 4 2007.
- [42] Short range devices (srd) using ultra wide band technology (uwb); harmonised standard covering the essential requirements of article 3.2 of the directive 2014/53/eu; part 1: Requirements for generic uwb applications. ETSI, November 1 2016.
- [43] Electromagnetic compatibility and radio spectrum matters (erm) - short range devices (srd) using ultra wide band technology (uwb) for communications purposes - harmonized en covering the essential requirements of article 3.2 of the r&tte directive - part 2: Requirements for uwb location tracking. ETSI, September 11 2014.
- [44] Short range devices (srd) using ultra wide band technology (uwb); harmonised standard for access to radio spectrum; part 4: Material sensing devices; sub-part 1: Building material analysis below 10.6 ghz. ETSI.
- [45] 802.15 wsn™ task group 4ab (tg4ab) 802.15.4 uwb next generation. IEEE Standards Association.
- [46] Ripple, unlock new radar applications with standardized apis. <https://www.cta.tech/Resources/Standards/Ripple>.
- [47] J. E. Kim, J. H. Choi, and K. T. Kim. Robust detection of presence of individuals in an indoor environment using ir-uwb radar. *IEEE Access*, 8:108133–108147, 2020.
- [48] S. Chang, N. Mitsumoto, and J. W. Burdick. An algorithm for uwb radar-based human detection. In *2009 IEEE Radar Conference*, pages 1–6, Pasadena, CA, USA, 2009.
- [49] M. Pavan, A. Caltabiano, and M. Roveri. Tinyml for uwb-radar based presence detection. In *2022 International Joint Conference on Neural Networks (IJCNN)*, pages 1–8, 2022.
- [50] J. H. Choi, J. E. Kim, and K. T. Kim. People counting using ir-uwb radar sensor in a wide area. *IEEE Internet of Things Journal*, 8(7):5806–5821, 1 April 2021.
- [51] J.W. Choi, X. Quan, and S.H. Cho. Bi-directional passing people counting system based on ir-uwb radar sensors. *IEEE Internet of Things Journal*, 5(2):512–522, April 2018.
- [52] J. W. Choi, D. H. Yim, and S. H. Cho. People counting based on an ir-uwb radar sensor. *IEEE Sensors Journal*, 17(17):5717–5727, 1 Sept 2017.
- [53] M. Yusuf et al. Human sensing in reverberant environments: Rf-based occupancy and fall detection in ships. *IEEE Transactions on Vehicular Technology*, 70(5):4512–4522, May 2021.
- [54] X. Yang, W. Yin, and L. Zhang. People counting based on cnn using ir-uwb radar. In *2017 IEEE/CIC International Conference on Communications in China (ICCC)*, pages 1–5, Qingdao, China, 2017.
- [55] R. Bao and Z. Yang. Cnn-based regional people counting algorithm exploiting multi-scale range-time maps with an ir-uwb radar. *IEEE Sensors Journal*, 21(12):13704–13713, June 15 2021.
- [56] Z. Yang, G. Qi, and R. Bao. Indoor regional people counting method based on bi-motion-model-framework using uwb radar. *IEEE Geoscience and Remote Sensing Letters*, 19:1–5, 2022. Art no. 4022905.
- [57] J.-H. Choi, J.-E. Kim, N.-H. Jeong, K.-T. Kim, and S.-H. Jin. Accurate people counting based on radar: Deep learning approach. In *2020 IEEE Radar Conference (RadarConf20)*, pages 1–5, Florence, Italy, 2020.
- [58] C-T Pham, V. S. Luong, D-K Nguyen, H. H. T. Vu, and M. Le. Convolutional neural network for people counting using uwb impulse radar. *Journal of Instrumentation*, 16(08):P08031, 2021.
- [59] M. De Sanctis, A. Conte, T. Rossi, S. Di Domenico, and E. Cianca. Cnr-based device-free people counting via uwb signals. *Sensors*, 21(9):3296, 2021.
- [60] X. Yang, Y. Ding, X. Zhang, and L. Zhang. Spatial-temporal-circulated glem and physiological features for in-vehicle people sensing based on ir-uwb radar. *IEEE Transactions on Instrumentation and Measurement*, 71:1–13, 2022. Art no. 8502113.
- [61] J. Zhang, X. Dang, and Z. Hao. An excess kurtosis people counting system based on 1dcnn-lstm using impulse radio ultra-wide band radar signals. *Electronics*, 12(17):3581, 2023.
- [62] G. Lee, S. An, B-J. Jang, and S. Lee. Deep learning for counting people from uwb channel impulse response signals. *Sensors*, 23(16):7093, 2023.
- [63] S. Lim, J. Jung, S. C. Kim, and S. Lee. Deep neural network-based in-vehicle people localization using ultra-wideband radar. *IEEE Access*, 8:96606–96612, 2020.
- [64] S. Lim, S. Lee, J. Jung, and S. C. Kim. Detection and localization of people inside vehicle using impulse radio ultra-wideband radar sensor. *IEEE Sensors Journal*, 20(7):3892–3901, April 1 2020.
- [65] J. Möderl, S. Posch, F. Pernkopf, and K. Witrals. "uwbcargraz" dataset for car occupancy detection using ultra-wideband radar. In *2023 IEEE Radar Conference (RadarConf23)*, 2023.
- [66] A. Nezirovic, A. G. Yarovoy, and L. P. Ligthart. Signal processing for improved detection of trapped victims using uwb radar. *IEEE Transactions on Geoscience and Remote Sensing*, 48(4):2005–2014, April 2010.
- [67] E. N. Paulson, H. Park, J. Lee, and S. Kim. Machine learning-based joint vital signs and occupancy detection with ir-uwb sensor. *IEEE Sensors Journal*, 23(7):7475–7482, April 1 2023.
- [68] Jana Rovnáková et al. Signal processing for through wall moving target tracking by m-sequence uwb radar. In *Radioelektronika 2008 18th International Conference*, pages 1–4, 2008.

- [69] M. Piccardi. Background subtraction techniques: a review. In *Proceedings of International Conference on Systems, Man and Cybernetics*, The Hague, The Netherlands, October 2004.
- [70] J. Li, Z. Zeng, J. Sun, and F. Liu. Through-wall detection of human being's movement by uwb radar. *IEEE Geoscience and Remote Sensing Letters*, 9(6):1079–1083, Nov 2012.
- [71] W. Wang, B. Zhang, D. Wang, Y. Jiang, S. Qin, and L. Xue. Anomaly detection based on probability density function with kullback–leibler divergence. *Signal Processing*, 126:12–17, 2016.
- [72] W. Wang, X. Zhou, B. Zhang, and J. Mu. Anomaly detection in big data from uwb radars. *Security and Communication Networks*, 8(14):2469–2475, 2015.
- [73] W. Wang, M. Zhang, D. Wang, Y. Jiang, Y. Li, and H. Wu. Anomaly detection based on kernel principal component and principal component analysis. In *Communications, Signal Processing, and Systems: Proceedings of the 2017 International Conference on Communications, Signal Processing, and Systems*, pages 2222–2228. Springer Singapore, 2019.
- [74] C. Li et al. Device-free pedestrian tracking using low-cost ultrawide-band devices. *IEEE Transactions on Instrumentation and Measurement*, 71:1–4, 2022. Art no. 8501604.
- [75] C. Li et al. Multistatic uwb radar-based passive human tracking using cots devices. *IEEE Antennas and Wireless Propagation Letters*, 21(4):695–699, April 2022.
- [76] M. Cimdins, S. O. Schmidt, P. Bartmann, and H. Hellbrück. Exploiting ultra-wideband channel impulse responses for device-free localization. *Sensors*, 22(16):6255, 2022.
- [77] S. Chang, R. Sharan, M. Wolf, et al. People tracking with uwb radar using a multiple-hypothesis tracking of clusters (mhtc) method. *Int J of Soc Robotics*, 2:3–18, 2010.
- [78] B. Gulmezoglu, M. B. Guldogan, and S. Gezici. Multiperson tracking with a network of ultrawideband radar sensors based on gaussian mixture phd filters. *IEEE Sensors Journal*, 15(4):2227–2237, April 2015.
- [79] V-H. Nguyen and J-Y. Pyun. Location detection and tracking of moving targets by a 2d ir-uwb radar system. *Sensors*, 15(3):6740–6762, 2015.
- [80] J. Fortes, M. Švingál, T. Porteleky, P. Jurík, and M. Drutarovský. Positioning and tracking of multiple humans moving in small rooms based on a one-transmitter–two-receiver uwb radar configuration. *Sensors*, 22(14):5228, 2022.
- [81] D. Kocur, D. Novák, and J. Rovňáková. Moving person tracking by uwb radar system in complex environment. In *2013 IEEE 8th International Symposium on Intelligent Signal Processing*, pages 77–82, Funchal, Portugal, 2013.
- [82] M. J. Bocus and R. J. Piechocki. Passive unsupervised localization and tracking using a multi-static uwb radar network. In *2021 IEEE Global Communications Conference (GLOBECOM)*, pages 01–06, Madrid, Spain, 2021.
- [83] M. Cimdins et al. Ma-rti: Design and evaluation of a real-world multipath-assisted device-free localization system. *Sensors*, 2023.
- [84] C. Gentner et al. Ranging and multipath-enhanced device-free localization with densely-meshed ultra-wideband devices. *IET Microwaves, Antennas & Propagation*, 2023.
- [85] A. Nomura et al. Device-free multi-person indoor localization using the change of tof. In *2023 IEEE International Conference on Pervasive Computing and Communications (PerCom)*, 2023.
- [86] L. Santoro et al. Uwb bistatic radar sensor: across channels evaluation. *IEEE Sensors Letters*, 2023.
- [87] A. Moschevikin, E. Tsvetkov, A. Alekseev, and A. Sikora. Investigations on passive channel impulse response of ultra wide band signals for monitoring and safety applications. In *2016 3rd International Symposium on Wireless Systems within the Conferences on Intelligent Data Acquisition and Advanced Computing Systems (IDAACS-SWS)*, pages 97–104, 2016.
- [88] X. Shang, J. Liu, and J. Li. Multiple object localization and vital sign monitoring using ir-uwb mimo radar. *IEEE Transactions on Aerospace and Electronic Systems*, 56(6):4437–4450, Dec 2020.
- [89] Y. Kilic, H. Wymeersch, A. Meijerink, M. J. Bentum, and W. G. Scanlon. Device-free person detection and ranging in uwb networks. *IEEE Journal of Selected Topics in Signal Processing*, 8(1):43–54, Feb 2014.
- [90] A. Ledergerber. A multi-static radar network with ultra-wideband radio-equipped devices. *Sensors*, 20(6):1599, 2020.
- [91] M. Cimdins, S. O. Schmidt, and H. Hellbrück. Mampi-uwb—multipath-assisted device-free localization with magnitude and phase information with uwb transceivers. *Sensors*, 20(24):7090, 2020.
- [92] S. A. Rane, A. Gaurav, S. Sarkar, J. C. Clement, and H. K. Sardana. Clutter suppression techniques to detect behind the wall static human using uwb radar. In *2016 IEEE International Conference on Recent Trends in Electronics, Information & Communication Technology (RTEICT)*, pages 1325–1329, Bangalore, India, 2016.
- [93] A. Mimouna, A. B. Khalifa, I. Alouani, N. E. B. Amara, A. Rivenq, and A. Taleb-Ahmed. Entropy-based ultra-wide band radar signals segmentation for multi obstacle detection. *IEEE Sensors Journal*, 21(6):8142–8149, March 15 2021.
- [94] K. Hong, T. Wang, J. Liu, Y. Wang, and Y. Shen. A learning-based aoa estimation method for device-free localization. *IEEE Communications Letters*, 26(6):1264–1267, June 2022.
- [95] J. Tiemann, O. Fuhr, and C. Wietfeld. Celidon: Supporting first responders through 3d aoa-based uwb ad-hoc localization. In *2020 16th International Conference on Wireless and Mobile Computing, Networking and Communications (WiMob)*, pages 20–25, Thessaloniki, Greece, 2020.
- [96] A. Luchetti, A. Carollo, L. Santoro, M. Nardello, D. Brunelli, P. Bosetti, and M. De Cecco. Human identification and tracking using ultrawideband-vision data fusion in unstructured environments. *ACTA IMEKO*, 10:124–131, 2021.
- [97] A. Moschevikin et al. Investigations on passive channel impulse response of ultra wide band signals for monitoring and safety applications. In *2016 3rd International Symposium on Wireless Systems within the Conferences on Intelligent Data Acquisition and Advanced Computing Systems (IDAACS-SWS)*, 2016.
- [98] E. Wan et al. The unscented kalman filter for nonlinear estimation. In *Proceedings of the IEEE 2000 Adaptive Systems for Signal Processing, Communications, and Control Symposium (Cat. No. 00EX373)*, 2000.
- [99] M. Setsu and S. Kidera. Range points migration and doppler based multi-path exploitation method for uwb through-the-wall radar. *IET Radar, Sonar Navig.*, 13(1):50–57, 2018.
- [100] M. Priyajitakonkij et al. Sleepposenet: Multi-view learning for sleep postural transition recognition using uwb. *IEEE Journal of Biomedical and Health Informatics*, 25(4):1305–1314, April 2021.
- [101] D. K. H. Lai, L. W. Zha, T. Y. N. Leung, et al. Dual ultra-wideband (uwb) radar-based sleep posture recognition system: Towards ubiquitous sleep monitoring. *Engineered Regeneration*, 4(1):36–43, 2023.
- [102] H. Sadreazami, D. Mitra, M. Bolic, and S. Rajan. Compressed domain contactless fall incident detection using uwb radar signals. In *2020 18th IEEE International New Circuits and Systems Conference (NEWCAS)*, pages 90–93, 2020.
- [103] J. Maitre, K. Bouchard, and S. Gaboury. Fall detection with uwb radars and cnn-lstm architecture. *IEEE Journal of Biomedical and Health Informatics*, 25(4):1273–1283, April 2021.
- [104] P. Wang, Q. Li, P. Yin, et al. A convolution neural network approach for fall detection based on adaptive channel selection of uwb radar signals. *Neural Comput & Applic*, 35:15967–15980, 2023.
- [105] H. Sadreazami, M. Bolic, and S. Rajan. On the use of ultra wideband radar and stacked lstm-rnn for at home fall detection. In *2018 IEEE Life Sciences Conference (LSC)*, pages 255–258, 2018.
- [106] M. Mostafa and S. Chamaani. Unobtrusive human activity classification based on combined time-range and time-frequency domain signatures using ultrawideband radar. *IET Signal Process*, 15(8):543–561, 2021.
- [107] H. Sadreazami, M. Bolic, and S. Rajan. Residual network-based supervised learning of remotely sensed fall incidents using ultrawideband radar. In *2019 IEEE International Symposium on Circuits and Systems (ISCAS)*, pages 1–4, 2019.
- [108] J. C. Ayena, L. Chioukh, M. J-D. Otis, and D. Deslandes. Risk of falling in a timed up and go test using an uwb radar and an instrumented insole. *Sensors*, 21(3):722, 2021.
- [109] M. Hämäläinen, L. Mucchi, S. Caputo, L. Biotti, L. Ciani, D. Marabissi, and G. Patrizi. Ultra-wideband radar-based indoor activity monitoring for elderly care. *Sensors*, 21(9):3158, 2021.
- [110] Q. Li, J. Liu, R. Gravina, W. Zang, Y. Li, and G. Fortino. A uwb radar-based adaptive method for in-home monitoring of elderly. *IEEE Internet of Things Journal*, 2021.
- [111] T. Imbeault-Nepton, J. Maitre, K. Bouchard, and S. Gaboury. Filtering data bins of uwb radars for activity recognition with random forest. *Procedia Computer Science*, 201:48–55, 2022.
- [112] V. Lafontaine, K. Bouchard, J. Maitre, and S. Gaboury. Denoising uwb radar data for human activity recognition using convolutional autoencoders. *IEEE Access*, 11:81298–81309, 2023.
- [113] Alexandre Beaulieu, Florentin Thullier, Kévin Bouchard, Julien Maitre, and Sébastien Gaboury. Ultra-wideband data as input of a combined

- efficientnet and lstm architecture for human activity recognition. *J. Ambient Intell. Smart Environ.*, 14(3):157–172, jan 2022.
- [114] J. Maitre, K. Bouchard, C. Bertuglia, and S. Gaboury. Recognizing activities of daily living from uwb radars and deep learning. *Expert Systems with Applications*, 164:113994, 2021.
- [115] J. Maitre, K. Bouchard, and S. Gaboury. Data filtering and deep learning for enhanced human activity recognition from uwb radars. *J Ambient Intell Human Comput*, 14:7845–7856, 2023.
- [116] X. Yang, X. Zhang, Y. Ding, and L. Zhang. Indoor activity and vital sign monitoring for moving people with multiple radar data fusion. *Remote Sensing*, 13(18):3791, 2021.
- [117] J. Bryan and Y. Kim. Classification of human activities on uwb radar using a support vector machine. In *2010 IEEE Antennas and Propagation Society International Symposium*, pages 1–4, 2010.
- [118] C. Ding et al. Non-contact human motion recognition based on uwb radar. *IEEE Journal on Emerging and Selected Topics in Circuits and Systems*, 8(2):306–315, June 2018.
- [119] F. M. Noori, M. Z. Uddin, and J. Torresen. Ultra-wideband radar-based activity recognition using deep learning. *IEEE Access*, 9:138132–138143, 2021.
- [120] A. Chowdhury, T. Das, S. Rani, A. Khasnobish, and T. Chakravarty. Activity recognition using ultra wide band range-time scan. In *2020 28th European Signal Processing Conference (EUSIPCO)*, pages 1338–1342, 2021.
- [121] R. G. Guendel, M. Unterhorst, E. Gambi, F. Fioranelli, and A. Yarovoy. Continuous human activity recognition for arbitrary directions with distributed radars. In *2021 IEEE Radar Conference (RadarConf21)*, pages 1–6, 2021.
- [122] S. Zhu, R. G. Guendel, A. Yarovoy, and F. Fioranelli. Continuous human activity recognition with distributed radar sensor networks and cnn-rnn architectures. *IEEE Transactions on Geoscience and Remote Sensing*, 60:1–15, 2022. Art no. 5115215.
- [123] Y. Zhao, R. G. Guendel, A. Yarovoy, and F. Fioranelli. Distributed radar-based human activity recognition using vision transformer and cnns. In *2021 18th European Radar Conference (EuRAD)*, pages 301–304, 2022.
- [124] Y. Peng and S. Guo. Detailed feature representation and analysis of low frequency uwb radar range profile for improving through-wall human activity recognition. In *2020 IEEE Radar Conference (RadarConf20)*, pages 1–6, 2020.
- [125] X. Wang, S. Guo, J. Chen, P. Chen, and G. Cui. Gcn-enhanced multidomain fusion network for through-wall human activity recognition. *IEEE Geoscience and Remote Sensing Letters*, 19:1–5, 2022. Art no. 4024005.
- [126] H. Liu, R. Yang, Y. Yang, et al. Human–human interaction recognition based on ultra-wideband radar. *SIVIP*, 14:1181–1188, 2020.
- [127] S. Sharma, H. Mohammadmoradi, M. Heydariaan, and O. Gnawali. Device-free activity recognition using ultra-wideband radars. In *2019 International Conference on Computing, Networking and Communications (ICNC)*, pages 1029–1033, 2019.
- [128] S. Klavestad, G. Assres, S. Fagernes, and T-M. Grønli. Monitoring activities of daily living using uwb radar technology: A contactless approach. *IoT*, 1(2):320–336, 2020.
- [129] Q. Jian, S. Guo, P. Chen, P. Wu, and G. Cui. A robust real-time human activity recognition method based on attention-augmented gru. In *2021 IEEE Radar Conference (RadarConf21)*, pages 1–5, 2021.
- [130] M. Z. Uddin, F. M. Noori, and J. Torresen. In-home emergency detection using an ambient ultra-wideband radar sensor and deep learning. In *2020 IEEE Ukrainian Microwave Week (UkrMW)*, pages 1089–1093, 2020.
- [131] P. Assawaroongsakul, M. Khumdee, P. Phasukkit, and N. Houngkamhang. Deep learning-based human recognition through the wall using uwb radar. In *2021 16th International Joint Symposium on Artificial Intelligence and Natural Language Processing (ISAInLP)*, pages 1–4, 2021.
- [132] Y. Wang, J. Zhou, J. Tong, and X. Wu. Uwb-radar-based synchronous motion recognition using time-varying range–doppler images. *IET Radar Sonar Navig.*, 13:2131–2139, 2019.
- [133] D. Kumar, A. Sarkar, S. R. Kerketta, and D. Ghosh. Human activity classification based on breathing patterns using ir-uwb radar. In *2019 IEEE 16th India Council International Conference (INDICON)*, pages 1–4, 2019.
- [134] J. Jiang, T. Jiang, and S. Zhai. A novel recognition system for human activity based on wavelet packet and support vector machine optimized by improved adaptive genetic algorithm. *Physical Communication*, 13:211–220, 2014.
- [135] Y. He, X. Li, and X. Jing. A mutiscale residual attention network for multitask learning of human activity using radar micro-doppler signatures. *Remote Sensing*, 11(21):2584, 2019.
- [136] M. J. Bocus, K. Chetty, and R. J. Piechocki. Uwb and wifi systems as passive opportunistic activity sensing radars. In *2021 IEEE Radar Conference (RadarConf21)*, pages 1–6, 2021.
- [137] X. Li, S. Chen, S. Zhang, L. Hou, Y. Zhu, and Z. Xiao. Human activity recognition using ir-uwb radar: A lightweight transformer approach. *IEEE Geoscience and Remote Sensing Letters*, 20:1–5, 2023. Art no. 3508105.
- [138] Y. Zhong, Z. Zhou, and T. Jiang. The recognition of human activities under uwb communication. In *The Proceedings of the Third International Conference on Communications, Signal Processing, and Systems. Lecture Notes in Electrical Engineering*, volume 322. Springer, Cham, 2015.
- [139] R. Qi, X. Li, Y. Zhang, and Y. Li. Multi-classification algorithm for human motion recognition based on ir-uwb radar. *IEEE Sensors Journal*, 20(21):12848–12858, Nov 1 2020.
- [140] L. Jiang, X. Zhou, L. Che, S. Rong, and H. Wen. Feature extraction and reconstruction by using 2d-vmd based on carrier-free uwb radar application in human motion recognition. *Sensors*, 19(9):1962, 2019.
- [141] Y. Yang, C. Hou, Y. Lang, G. Yue, Y. He, and W. Xiang. Person identification using micro-doppler signatures of human motions and uwb radar. *IEEE Microwave and Wireless Components Letters*, 29(5):366–368, May 2019.
- [142] J.D. Bryan, J. Kwon, N. Lee, and Y. Kim. Application of ultra-wide band radar for classification of human activities. *IET Radar, Sonar and Navigation*, 6(3):172–179, 2012.
- [143] H. Du, T. Jin, Y. He, Y. Song, and Y. Dai. Segmented convolutional gated recurrent neural networks for human activity recognition in ultra-wideband radar. *Neurocomputing*, 396:451–464, 2020.
- [144] Y. Shao, S. Guo, L. Sun, and W. Chen. Human motion classification based on range information with deep convolutional neural network. In *2017 4th International Conference on Information Science and Control Engineering (ICISCE)*, pages 1519–1523, 2017.
- [145] I. Brishtel, S. Krauss, M. Chamseddine, J.R. Rambach, and D. Stricker. Driving activity recognition using uwb radar and deep neural networks. *Sensors*, 23:818, 2023.
- [146] S. Ahmed and S. H. Cho. Hand gesture recognition using an ir-uwb radar with an inception module-based classifier. *Sensors*, 20(2):564, 2020.
- [147] F. Khan, S.K. Leem, and S.H. Cho. Hand-based gesture recognition for vehicular applications using ir-uwb radar. *Sensors*, 17(4):833, 2017.
- [148] B. Li, J. Yang, Y. Yang, C. Li, and Y. Zhang. Sign language/gesture recognition based on cumulative distribution density features using uwb radar. *IEEE Transactions on Instrumentation and Measurement*, 70:1–13, 2021. Art no. 2511113.
- [149] R. Mohd Ali Lee and T. J. Daim. Ir-uwb radar sensor for fine human motion detection. *International Journal of Integrated Engineering*, 12(7):1–10, 2020.
- [150] S. Skaria, A. Al-Hourani, and R. J. Evans. Deep-learning methods for hand-gesture recognition using ultra-wideband radar. *IEEE Access*, 8:203580–203590, 2020.
- [151] B. Li, Y. Yang, L. Yang, and C. Fan. Sign language/gesture recognition on ood target domains using uwb radar. *IEEE Transactions on Instrumentation and Measurement*, 72:1–11, 2023. Art no. 2529711.
- [152] N. Ren, X. Quan, and S. H. Cho. Algorithm for gesture recognition using an ir-uwb radar sensor. *Journal of Computer and Communications*, 4:95–100, 2016.
- [153] S. Wang et al. Hand gesture recognition using ir-uwb radar with spiking neural networks. In *2022 IEEE 4th International Conference on Artificial Intelligence Circuits and Systems (AICAS)*, pages 423–426, 2022.
- [154] F. Khan, S. K. Leem, and S. H. Cho. In-air continuous writing using uwb impulse radar sensors. *IEEE Access*, 8:99302–99311, 2020.
- [155] S. Skaria, D. Huang, A. Al-Hourani, R. J. Evans, and M. Lech. Deep-learning for hand-gesture recognition with simultaneous thermal and radar sensors. In *2020 IEEE SENSORS*, pages 1–4, 2020.
- [156] S. Ahmed, F. Khan, A. Ghaffar, F. Hussain, and S.H. Cho. Finger-counting-based gesture recognition within cars using impulse radar with convolutional neural network. *Sensors*, 19(6):1429, 2019.
- [157] G. Park, V. K. Chandrasegar, and J. Koh. Accuracy enhancement of hand gesture recognition using cnn. *IEEE Access*, 11:26496–26501, 2023.
- [158] H. Li et al. Hierarchical sensor fusion for micro-gesture recognition with pressure sensor array and radar. *IEEE Journal of Electromagnet-*

- ics, *RF and Microwaves in Medicine and Biology*, 4(3):225–232, Sept 2020.
- [159] S. Skaria, A. Al-Hourani, and D. Huang. Radar-thermal sensor fusion methods for deep learning hand gesture recognition. In *2021 IEEE Sensors*, pages 1–4, 2021.
- [160] T. J. Daim and R. M. A. Lee. The effect of body position on ir-uwband radar sensor-based hand gesture speed recognition and classification system. In *2022 IEEE International Conference on Automatic Control and Intelligent Systems (I2CACIS)*, pages 158–162, 2022.
- [161] A. Ghaffar, F. Khan, and S. H. Cho. Hand pointing gestures based digital menu board implementation using ir-uwband transceivers. *IEEE Access*, 7:58148–58157, 2019.
- [162] S. K. Leem, F. Khan, and S. H. Cho. Detecting mid-air gestures for digit writing with radio sensors and a cnn. *IEEE Transactions on Instrumentation and Measurement*, 69(4):1066–1081, April 2020.
- [163] A. Li, E. Bodanese, F. Luo, T. Hou, and K. Wu. The ultra-wideband communication system: A human gesture recognition approach. In *2021 IEEE 23rd Int Conf on High Performance Computing and Communications; 7th Int Conf on Data Science and Systems; 19th Int Conf on Smart City; 7th Int Conf on Dependability in Sensor, Cloud and Big Data Systems and Application (HPCC/DSS/SmartCity/DependSys)*, pages 825–830, 2021.
- [164] G. Park, V. K. Chandrasegar, J. Park, and J. Koh. Increasing accuracy of hand gesture recognition using convolutional neural network. In *2022 International Conference on Artificial Intelligence in Information and Communication (ICAIC)*, pages 251–255, 2022.
- [165] D. S. Korti and Z. Slimane. Improving dynamic hand gesture recognition based ir-uwband using offline data augmentation and deep learning. In *2022 IEEE International Conference on Artificial Intelligence in Engineering and Technology (IICAET)*, pages 1–6, 2022.
- [166] J. Yin, S. N. Tran, and Q. Zhang. Human identification via unsupervised feature learning from uwband radar data. In *Advances in Knowledge Discovery and Data Mining. PAKDD 2018. Lecture Notes in Computer Science*, volume 10937. Springer, 2018.
- [167] G. Mokhtari, Q. Zhang, C. Hargrave, and J. C. Ralston. Non-wearable uwband sensor for human identification in smart home. *IEEE Sensors Journal*, 17(11):3332–3340, June 1 2017.
- [168] A. Lazaro, D. Girbau, and R. Villarino. Techniques for clutter suppression in the presence of body movements during the detection of respiratory activity through uwband radars. *Sensors*, 14:2595–2618, 2014.
- [169] K. Bouchard, J. Maitre, C. Bertuglia, and S. Gaboury. Activity recognition in smart homes using uwband radars. *Procedia Computer Science*, 170:10–17, 2020.
- [170] J. Park and S. H. Cho. Ir-uwband radar sensor for human gesture recognition by using machine learning. In *2016 IEEE 18th International Conference on High Performance Computing and Communications; IEEE 14th International Conference on Smart City; IEEE 2nd International Conference on Data Science and Systems (HPCC/SmartCity/DSS)*, pages 1246–1249, 2016.
- [171] A. Li, E. Bodanese, S. Poslad, T. Hou, K. Wu, and F. Luo. A trajectory-based gesture recognition in smart homes based on the ultrawideband communication system. *IEEE Internet of Things Journal*, 9(22):22861–22873, Nov. 15 2022.
- [172] T. Han, W. Kang, and G. Choi. Ir-uwband sensor based fall detection method using cnn algorithm. *Sensors*, 20:5948, 2020.
- [173] L. Ma, M. Liu, N. Wang, L. Wang, Y. Yang, and H. Wang. Room-level fall detection based on ultra-wideband (uwband) monostatic radar and convolutional long short-term memory (lstm). *Sensors (Basel)*, 20(4):1105, 2020. PMID: 32085588; PMCID: PMC7071514.
- [174] Z. Duan and J. Liang. Non-contact detection of vital signs using a uwband radar sensor. *IEEE Access*, 7:36888–36895, 2019.
- [175] Y. Lee, J.Y. Park, Y.W. Choi, et al. A novel non-contact heart rate monitor using impulse-radio ultra-wideband (ir-uwband) radar technology. *Sci Rep*, 8:13053, 2018.
- [176] B. Schleicher, I. Nasr, A. Trasser, and H. Schumacher. Ir-uwband radar demonstrator for ultra-fine movement detection and vital-sign monitoring. *IEEE Transactions on Microwave Theory and Techniques*, 61(5):2076–2085, May 2013.
- [177] P. Wang, Y. Zhang, Y. Ma, F. Liang, Q. An, H. Xue, X. Yu, H. Lv, and J. Wang. Method for distinguishing humans and animals in vital signs monitoring using ir-uwband radar. *Int J Environ Res Public Health*, 16(22):4462, Nov 13 2019. PMID: 31766272; PMCID: PMC6888617.
- [178] D. Wang, S. Yoo, and S. H. Cho. Experimental comparison of ir-uwband radar and fmcw radar for vital signs. *Sensors*, 20(22):6695, 2020.
- [179] H. Shen et al. Respiration and heartbeat rates measurement based on autocorrelation using ir-uwband radar. *IEEE Transactions on Circuits and Systems II: Express Briefs*, 65(10):1470–1474, Oct 2018.
- [180] F. Khan and S. H. Cho. A detailed algorithm for vital sign monitoring of a stationary/non-stationary human through ir-uwband radar. *Sensors*, 17(2):290, 2017.
- [181] W. Yin, X. Yang, L. Zhang, and E. Oki. Ecg monitoring system integrated with ir-uwband radar based on cnn. *IEEE Access*, 4:6344–6351, 2016.
- [182] X. Hu and T. Jin. Short-range vital signs sensing based on eemd and cwt using ir-uwband radar. *Sensors*, 16(12):2025, 2016.
- [183] K. K. Shyu, L. J. Chiu, P. L. Lee, T. H. Tung, and S. H. Yang. Detection of breathing and heart rates in uwband radar sensor data using fypief-based two-layer eemd. *IEEE Sensors Journal*, 19(2):774–784, 15 Jan 2019.
- [184] A. Lazaro, D. Girbau, and R. Villarino. Analysis of vital signs monitoring using an ir-uwband radar. *Progress In Electromagnetics Research*, 100:265–284, 2010.
- [185] E. Schires, P. Georgiou, and T. S. Lande. Vital sign monitoring through the back using an uwband impulse radar with body coupled antennas. *IEEE Transactions on Biomedical Circuits and Systems*, 12(2):292–302, April 2018.
- [186] S. K. Leem, F. Khan, and S. H. Cho. Vital sign monitoring and mobile phone usage detection using ir-uwband radar for intended use in car crash prevention. *Sensors*, 17(6):1240, 2017.
- [187] H. Yu, W. Huang, and B. Du. Ssa-vmd for uwband radar sensor vital sign extraction. *Sensors*, 23(2):756, 2023.
- [188] M. Leib, W. Menzel, B. Schleicher, and H. Schumacher. Vital signs monitoring with a uwband radar based on a correlation receiver. In *Proceedings of the Fourth European Conference on Antennas and Propagation*, pages 1–5, 2010.
- [189] P. Wang, Y. Ma, F. Liang, Y. Zhang, X. Yu, Z. Li, Q. An, H. Lv, and J. Wang. Non-contact vital signs monitoring of dog and cat using a uwband radar. *Animals*, 10(2):205, 2020.
- [190] Y. Zhang, X. Li, R. Qi, Z. Qi, and H. Zhu. Harmonic multiple loop detection (hmdl) algorithm for non-contact vital sign monitoring based on ultra-wideband (uwband) radar. *IEEE Access*, 8:38786–38793, 2020.
- [191] V. Nguyen, A. Q. Javaid, and M. A. Weitnauer. Harmonic path (hapa) algorithm for non-contact vital signs monitoring with ir-uwband radar. In *2013 IEEE Biomedical Circuits and Systems Conference (BioCAS)*, pages 146–149, 2013.
- [192] D. T. Wisland, K. Granhaug, J. R. Pleym, N. Andersen, S. Støa, and H. A. Hjortland. Remote monitoring of vital signs using a cmos uwband radar transceiver. In *2016 14th IEEE International New Circuits and Systems Conference (NEWCAS)*, pages 1–4, 2016.
- [193] V. Nguyen, A. Q. Javaid, and M. A. Weitnauer. Spectrum-averaged harmonic path (shapa) algorithm for non-contact vital sign monitoring with ultra-wideband (uwband) radar. In *2014 36th Annual International Conference of the IEEE Engineering in Medicine and Biology Society*, pages 2241–2244, 2014.
- [194] Z. Xie, B. Zhou, X. Cheng, E. Schoenfeld, and F. Ye. Vitalhub: Robust, non-touch multi-user vital signs monitoring using depth camera-aided uwband. In *2021 IEEE 9th International Conference on Healthcare Informatics (ICHI)*, pages 320–329, 2021.
- [195] X. Liang, H. Zhang, S. Ye, G. Fang, and T. A. Gulliver. Improved denoising method for through-wall vital sign detection using uwband impulse radar. *Digit. Signal Process.*, 74:72–93, Mar 2018.
- [196] A. Rittiplang, P. Phasukkit, and T. Orankitanun. Optimal central frequency for non-contact vital sign detection using monocycle uwband radar. *Sensors*, 20(10):2916, 2020.
- [197] Z. Yang, M. Bocca, V. Jain, and P. Mohapatra. Contactless breathing rate monitoring in vehicle using uwband radar. In *Proceedings of the 7th International Workshop on Real-World Embedded Wireless Systems and Networks (RealWSN'18)*, page 13–18, New York, NY, USA, 2018. Association for Computing Machinery.
- [198] Y. Ma, P. Wang, W. Huang, et al. A robust multi-feature based method for distinguishing between humans and pets to ensure signal source in vital signs monitoring using uwband radar. *EURASIP J. Adv. Signal Process.*, page 27, 2021.
- [199] E. Conte, A. Filippi, and S. Tomasin. MI period estimation with application to vital sign monitoring. *IEEE Signal Processing Letters*, 17(11):905–908, Nov 2010.
- [200] K. K. M. Chan, A. E. C. Tan, and K. Rambabu. Circularly polarized ultra-wideband radar system for vital signs monitoring. *IEEE Transactions on Microwave Theory and Techniques*, 61(5):2069–2075, May 2013.
- [201] F. Khan, S. Azou, R. Youssef, P. Morel, and E. Radoi. Ir-uwband radar-based robust heart rate detection using a deep learning technique intended for vehicular applications. *Electronics*, 11(16):2505, 2022.
- [202] Y. Yang, J. Cao, X. Liu, and X. Liu. Multi-breath: Separate respiration monitoring for multiple persons with uwband radar. In *2019 IEEE 43rd*

- Annual Computer Software and Applications Conference (COMPSAC)*, pages 840–849, Milwaukee, WI, USA, 2019.
- [203] Q. Li, J. Liu, R. Gravina, Y. Li, and G. Fortino. A uwb radar-based approach of detecting vital signals. In *2021 IEEE 17th International Conference on Wearable and Implantable Body Sensor Networks (BSN)*, pages 1–4, 2021.
- [204] H. U. R. Siddiqui, H. F. Shahzad, A. A. Saleem, A. B. K. Khakwani, F. Rustam, E. Lee, I. Ashraf, and S. Dudley. Respiration based non-invasive approach for emotion recognition using impulse radio ultra wide band radar and machine learning. *Sensors*, 21(24):8336, 2021.
- [205] S-H. Kim, Z. W. Geem, and G-T. Han. A novel human respiration pattern recognition using signals of ultra-wideband radar sensor. *Sensors*, 19(15):3340, 2019.
- [206] S. P. Rana, M. Dey, R. Brown, H. U. Siddiqui, and S. Dudley. Remote vital sign recognition through machine learning augmented uwb. In *IET Conference Proceedings*, page 619, 2018.
- [207] M. Husaini, L. M. Kamarudin, A. Zakaria, I. K. Kamarudin, and M. A. Ibrahim. Non-contact vital sign monitoring during sleep through uwb radar. In *2022 10th International Conference on Information and Communication Technology (ICICT)*, pages 157–162, 2022.
- [208] T. J. Daim and R. M. A. Lee. Child respiration states determination by using ir-uwb radar sensor-based human motion detection method. In *2021 IEEE 17th International Colloquium on Signal Processing and Its Applications (CSPA)*, pages 133–137, 2021.
- [209] Z. Liang, M. Xiong, Y. Jin, J. Chen, D. Zhao, D. Yang, B. Liang, and J. Mo. Non-contact human vital signs extraction algorithms using ir-uwb radar: A review. *Electronics*, 12(6):1301, 2023.
- [210] J. A. Prior and J. S. Silberstein. Physical diagnosis: the history and examination of the patient. *Academic Medicine*, 34(5):553, 1959.
- [211] S. Marathe, D. Zeeshan, T. Thomas, and S. Vidhya. A wireless patient monitoring system using integrated ecg module, pulse oximeter, blood pressure and temperature sensor. In *2019 International Conference on Vision Towards Emerging Trends in Communication and Networking (ViTECoN)*, pages 1–4, Vellore, India, 2019.
- [212] D. Wang, S. Yoo, and S. H. Cho. Experimental comparison of ir-uwb radar and fmcw radar for vital signs. *Sensors*, 20(22):6695, 2020.
- [213] JY. Park, Y. Lee, R. Heo, et al. Preclinical evaluation of noncontact vital signs monitoring using real-time ir-uwb radar and factors affecting its accuracy. *Sci Rep*, 11:23602, 2021.
- [214] J. Zhu et al. Non-contact detection of vital signs with a hybrid feature extraction method using a uwb radar sensor. In *2021 6th International Conference on Intelligent Computing and Signal Processing (ICSP)*, pages 1140–1144, Xi'an, China, 2021.
- [215] E. G. Ziganshin, M. A. Numerov, and S. A. Vygodov. Uwb baby monitor. In *2010 5th International Conference on Ultrawideband and Ultrashort Impulse Signals*, pages 159–161, Sevastopol, Ukraine, 2010.
- [216] L. Ren, M. S. Hasan, S. K. Islam, A. E. Fathy, and R. A. Fathy. Uwb baby and sleep apnea monitor. In *2015 IEEE International Symposium on Antennas and Propagation & USNC/URSI National Radio Science Meeting*, pages 721–722, Vancouver, BC, Canada, 2015.
- [217] Y. Ma, F. Liang, P. Wang, Y. Yin, Y. Zhang, and J. Wang. Research on identifying different life states based on the changes of vital signs of rabbit under water and food deprivation by uwb radar measurement. In *2019 Photonics & Electromagnetics Research Symposium - Fall (PIERS - Fall)*, pages 397–403, Xiamen, China, 2019.
- [218] Y. Yu, W. Yin, L. Li, and L. Zhang. Vital sign integrated tracking by predictive knn and kalman filter with uwb radars. In *2018 10th International Conference on Wireless Communications and Signal Processing (WCSP)*, pages 1–6, Hangzhou, China, 2018.
- [219] J. Li, L. Liu, Z. Zeng, and F. Liu. Advanced signal processing for vital sign extraction with applications in uwb radar detection of trapped victims in complex environments. *IEEE Journal of Selected Topics in Applied Earth Observations and Remote Sensing*, 7(3):783–791, March 2014.
- [220] T. Pan, Y. Guo, W. Guo, and C. Kang. Detection of vital sign based on uwb radar by a time domain coherent accumulation method. *IEEE Sensors Journal*, 23(15):17054–17063, Aug. 1 2023.
- [221] F. Khan, J. W. Choi, and S. H. Cho. Design issues in vital sign monitoring through ir uwb radar. In *The 18th IEEE International Symposium on Consumer Electronics (ISCE 2014)*, pages 1–2, 2014.
- [222] F. Khan, J. W. Choi, and S. H. Cho. Vital sign monitoring of a non-stationary human through ir-uwb radar. In *2014 4th IEEE International Conference on Network Infrastructure and Digital Content*, pages 511–514, Beijing, China, 2014.
- [223] M. He, Y. Nian, L. Xu, L. Qiao, and W. Wang. Adaptive separation of respiratory and heartbeat signals among multiple people based on empirical wavelet transform using uwb radar. *Sensors*, 20:4913, 2020.
- [224] Z. Zhengliang, Y. Degui, Z. Junchao, and T. Feng. Dataset of human motion status using ir-uwb through-wall radar. *Journal of Systems Engineering and Electronics*, 32(5):1083–1096, Oct 2021.
- [225] S. Ahmed, D. Wang, J. Park, et al. Uwb-gestures, a public dataset of dynamic hand gestures acquired using impulse radar sensors. *Sci Data*, 8:102, 2021.
- [226] X. Yang, W. Yin, L. Li, and L. Zhang. Dense people counting using ir-uwb radar with a hybrid feature extraction method. *IEEE Geoscience and Remote Sensing Letters*, 16(1):30–34, Jan 2019.
- [227] G. Moro, F. Di Luca, D. Dardari, and G. Frisoni. Human being detection from uwb nlos signals: Accuracy and generality of advanced machine learning models. *Sensors*, 22(4):1656, 2022.
- [228] M. J. Bocus, W. Li, S. Vishwakarma, R. Kou, C. Tang, K. Woodbridge, I. Craddock, R. McConville, R. Santos-Rodriguez, K. Chetty, and R. Piechocki. Operanet, a multimodal activity recognition dataset acquired from radio frequency and vision-based sensors. *Sci Data*, 9(1):474, Aug 3 2022.
- [229] N. Hendy, H. M. Fayek, and A. Al-Hourani. Deep learning approaches for air-writing using single uwb radar. *IEEE Sensors Journal*, 22(12):11989–12001, 15 June 2022.
- [230] J. Möderl, S. Posch, F. Pernkopf, and K. Witrissal. Uwbcargraz dataset. Graz University of Technology, 2023.
- [231] Z. Yuan, S. Lu, Y. He, X. Liu, and J. Fang. Nmr-vsm: Non-touch motion-robust vital sign monitoring via uwb radar based on deep learning. *Micromachines*, 14:1479, 2023.
- [232] T. Zheng, Z. Chen, S. Zhang, C. Cai, and J. Luo. More-fi: Motion-robust and fine-grained respiration monitoring via deep-learning uwb radar. In *Proceedings of the 19th ACM Conference on Embedded Networked Sensor Systems (SenSys '21)*, page 111–124, New York, NY, USA, 2021. Association for Computing Machinery.
- [233] S. H. Choi and H. Yoon. Convolutional neural networks for the real-time monitoring of vital signs based on impulse radio ultrawide-band radar during sleep. *Sensors*, 23:3116, 2023.
- [234] S. Liu et al. An intelligent signal processing method for motional vital signs detection system based on deep learning. *IEEE Access*, 10:106463–106481, 2022.
- [235] T. Zheng, Z. Chen, S. Zhang, C. Cai, and J. Luo. More-fi: Motion-robust and fine-grained respiration monitoring via deep-learning uwb radar. In *Proceedings of the 19th ACM Conference on Embedded Networked Sensor Systems (SenSys '21)*, pages 111–124, New York, NY, USA, 2021. Association for Computing Machinery.
- [236] R. Adeogun, G. Berardinelli, I. Rodriguez, P. E. Mogensen, and M. Razzaghpour. Measurement and analysis of radio frequency interference in the uwb spectrum. In *2019 IEEE 90th Vehicular Technology Conference (VTC2019-Fall)*, pages 1–5, Honolulu, HI, USA, 2019.
- [237] H. Brunner, M. Stocker, M. Schuh, M. Schuß, C. A. Boano, and K. Römer. Understanding and mitigating the impact of wi-fi 6e interference on ultra-wideband communications and ranging. In *2022 21st ACM/IEEE International Conference on Information Processing in Sensor Networks (IPSN)*, pages 92–104, Milano, Italy, 2022.
- [238] J. Tiemann, J. Friedrich, and C. Wietfeld. Experimental evaluation of ieee 802.15.4z uwb ranging performance under interference. *Sensors*, 22(4):1643, 2022.
- [239] J. S. Park, I. S. Baek, and S. H. Cho. Localizations of multiple targets using multistatic uwb radar systems. In *2012 3rd IEEE International Conference on Network Infrastructure and Digital Content*, pages 586–590, Beijing, China, 2012.
- [240] D. Coppens, A. Shahid, and E. D. Poorter. Deep reinforcement learning for automatic run-time adaptation of uwb phy radio settings. *IEEE Transactions on Cognitive Communications and Networking*, 2023.