

Slip-induced odd viscous flow past a cylinder

Ruben Lier^{1,2,*}

¹*Institute for Theoretical Physics, University of Amsterdam, 1090 GL Amsterdam, The Netherlands*

²*Dutch Institute for Emergent Phenomena (DIEP),
University of Amsterdam, 1090 GL Amsterdam, The Netherlands*

Odd viscosity is a transport coefficient that can occur when fluids experience breaking of parity and time-reversal symmetry. Previous knowledge indicates that cylinders in incompressible odd viscous fluids, under no-slip boundary conditions, do not exhibit lift force, a phenomenon that poses challenges for the experimental detection of odd viscosity. This study investigates the impact of slip in Stokes flow, employing the odd generalization of the Lorentz reciprocal theorem. Our findings reveal that, at linear order in slip length, lift does not manifest. Subsequently, we explore the scenario involving a thin sheet with momentum decay as well as that of a finite system size, demonstrating that for Stokes flow lift does occur for the second order slip length contribution. We address cylinder flow beyond the Stokes approximation by solving the Oseen equation to obtain a fluid profile that shows an interplay between odd viscosity and inertia, and acquire an explicit expression for the leading order slip length contribution to Oseen lift at low Reynolds number.

CONTENTS

I. Introduction	1
II. No-slip boundary conditions	2
III. Lorentz reciprocal theorem	2
IV. Stokes flow in a thin sheet	4
V. Finite system size	5
VI. Oseen flow	5
VII. Discussion and outlook	7
Acknowledgments	8
References	8
A. Oseen drag with slip	9

I. INTRODUCTION

A question that has concerned fluid physicists for more than a century is how much drag force an object moving in a fluid experiences [1]. The origin of drag force lies with dissipative effects, which can be characterized by phenomenological transport coefficients such as shear viscosity. Over the last decade, there has been a notable focus on a different transport coefficient known as odd viscosity [2, 3]. This transport coefficient is non-dissipative and appears when microscopic two-dimensional chiral effects break parity and time-reversal symmetry, and is important in biological physics [4–6], electron fluids [7–9], topological waves [10–12] and odd viscous flow in general

has also been a source of many novel fluid mechanical problems [13–23].

The inherent parity-breaking nature of odd viscosity suggests the potential for generating lift forces in rotationally symmetric fluid systems. Surprisingly, it was found that this does not generally happen, as the lift force on disks or cylinders in incompressible fluids is precisely vanishing when no-slip boundary conditions are imposed [16]. Whether lift force appears for compressible odd fluids depends on the density configuration [24, 25].

For incompressible fluids with no-slip boundary conditions, one can instead consider fluid systems with spherical obstacles [26–28]. Because odd viscosity necessarily requires a preferred plane, one must break the rotational symmetry of the sphere to get odd viscous flow. In this case lift force does arise [29, 30]. In this work, we consider the effect of a non-zero slip length at the boundary of a two-dimensional disk or three-dimensional cylinder on odd viscous flow and lift force.

The structure of this work is as follows: In Section II, we repeat the derivation of Ref. [16], stating that incompressible odd fluids with no-slip boundary conditions exhibit a flow independent of odd viscosity, and the absence of lift force. In Section III, we show how through the odd generalization of the Lorentz reciprocal theorem [31], we can obtain a simple formula for the cylinder forces linear in slip length, which applies for general Stokes fluids. It tells us that slip-induced lift vanishes linearly in slip length. For cylinder flow, Stokes fluids suffer from the Stokes paradox [1], indicating that inertial contributions persist far from the cylinders unless an additional element is introduced to curtail this far-field flow. In Section IV, we exactly solve for the cylinder flow when the Stokes paradox is circumvented by considering a thin sheet such as a membrane, which relaxes momentum to a neighboring fluid with much lower viscosity. We obtain a formula for the cylinder forces which depends non-perturbatively on slip length. We find that lift force does arise at quadratic order in slip length. Similarly, we compute the non-vanishing lift coefficient at quadratic order

* r.lier@uva.nl

in slip length for the case of Stokes flow with a finite system size in Section V. In Section VI, we go beyond the Stokes approximation by solving the Oseen equation in a harmonic expansion. Imposing the boundary conditions up to the first harmonic leads to six equations which can be solved analytically to obtain the slip-induced odd viscous Oseen flow given in Fig. 1. We also compute lift force and find that at leading order it also appears quadratically in slip length.

II. NO-SLIP BOUNDARY CONDITIONS

We first describe the fluid equations and explain the result of Ref. [16] that in general, odd viscosity cannot produce a lift force on cylinders in the case of incompressibility and no-slip boundary conditions. Because we exclusively consider cylinder flow, the third dimension plays no role, and we thus start from the two-dimensional Navier-Stokes equation for steady flow

$$\rho_0 v_j \partial_j v_i = \partial_j \sigma_{ij} \quad , \quad \partial_i v_j = 0 \quad , \quad (1)$$

where ρ_0 is the density, v_i is the two-dimensional fluid velocity and a summation over repeated indices is implied. σ_{ij} is the stress tensor, which is constituted by

$$\sigma_{ij} = -p \delta_{ij} + 2\eta_s \partial_{(i} v_{j)} + \eta_o (\partial_i v_j^* + \partial_i^* v_j) \quad . \quad (2)$$

Here, p is the pressure, and η_s and η_o are the shear and odd viscosity. We furthermore used the notation $a_i^* = \varepsilon_{ij} a_j$ for a general vector a_j . As was noted in Ref. [16], incompressibility allows one to absorb the odd stress contribution into the pressure so that Eq. (1) turns into

$$v_j \partial_j v_i = -\partial_i \tilde{p} + \eta_s \Delta v_i \quad , \quad (3)$$

where we have introduced the modified pressure $\tilde{p} = p - \eta_o \partial_j v_j^*$ and $\Delta = \partial^2$. For incompressible fluids, the only role of pressure is to guarantee the satisfaction of incompressibility, and this role can now be played by the modified pressure, so that odd viscosity drops out of the fluid equations. When the boundary conditions do not depend on stress, as is the case for no-slip boundary conditions, it thus follows that odd viscosity cannot affect the fluid profile.

We then consider a fluid system where a cylinder with no-slip boundary conditions is placed in a fluid described by Eq. (3) and which moves with a velocity U_i . Even though the effect of odd viscosity is not observable in the fluid, there may still be an odd lift force for this fluid system because the force that this fluid exerts on the boundary is determined by the stress tensor which contains an odd viscous contribution. To check this, we first rewrite Eq. (2) as

$$\sigma_{ij} = -\tilde{p} \delta_{ij} + 2\eta_s \partial_{(i} v_{j)} + 2\eta_o \partial_i^* v_j \quad . \quad (4)$$

Only the rightmost term in Eq. (4) can produce lift force as it depends on odd viscosity, but this contribution always vanishes [16]. Specifically, using that only the η_o -term in Eq. (4) can produce a lift force F_L , closedness of the contour Γ around the cylinder boundary leads to

$$F_L = \hat{U}_j^* \oint_{\Gamma} ds n_i \sigma_{ij} = 2\eta_o \hat{U}_j^* \oint_{\Gamma} ds n_i \partial_i^* v_j = 0 \quad , \quad (5)$$

where n_i is the normal vector for the cylinder boundary. Note that Eq. (5) does not merely apply to circular cylinders, although that is the case that is considered in the rest of this work.

III. LORENTZ RECIPROCAL THEOREM

We now show that we can use the odd generalization of the Lorentz reciprocal theorem [31] to prove that, for incompressible odd Stokes flow past a cylinder, lift force vanishes not only at vanishing slip length but also at linear order in slip length. Stokes fluids are characterized by the Stokes approximation, which assumes that the inertial contribution in Eq. (3) is negligible, so that the fluid profile can be accurately described by

$$\partial_j \sigma_{ij} = 0 \quad , \quad \partial_i v_i = 0 \quad , \quad (6)$$

We consider two fluid systems for which Eq. (6) applies which will be connected through the Lorentz reciprocal theorem. The first fluid system is one where the no-slip boundary conditions hold and the fluid profile is thus completely even and the only force on the cylinder is drag force. The second fluid system we consider is identical except for three things:

1. We consider for the second fluid system a cylinder velocity U'_i which is not necessarily parallel to U_i , as a parallel U'_i would not allow one to extract lift force using the Lorentz reciprocal theorem.
2. For the second fluid system, we impose slip boundary conditions [32, 33]. Working in the frame where the fluid velocity vanishes far away from the cylinder, we have at the cylinder interface

$$v_i^{\text{S}}|_{r=a} = U'_i + \frac{\lambda}{\eta_s} (\delta_{ij} - n_i n_j) n_k \sigma_{kj}^{\text{S}} \quad , \quad (7)$$

where $r = \sqrt{x^2 + y^2}$, a is the cylinder radius and λ is the slip length. σ_{kj}^{S} is the stress corresponding to the fluid profile with slip.

3. In order for the Lorentz reciprocal theorem to work for odd fluids, we require that odd viscosity of the second fluid system is given by $\eta'_o = -\eta_o$ [31].

The two distinct fluid systems are schematically shown in Fig. 2. Because both fluid systems obey the Stokes

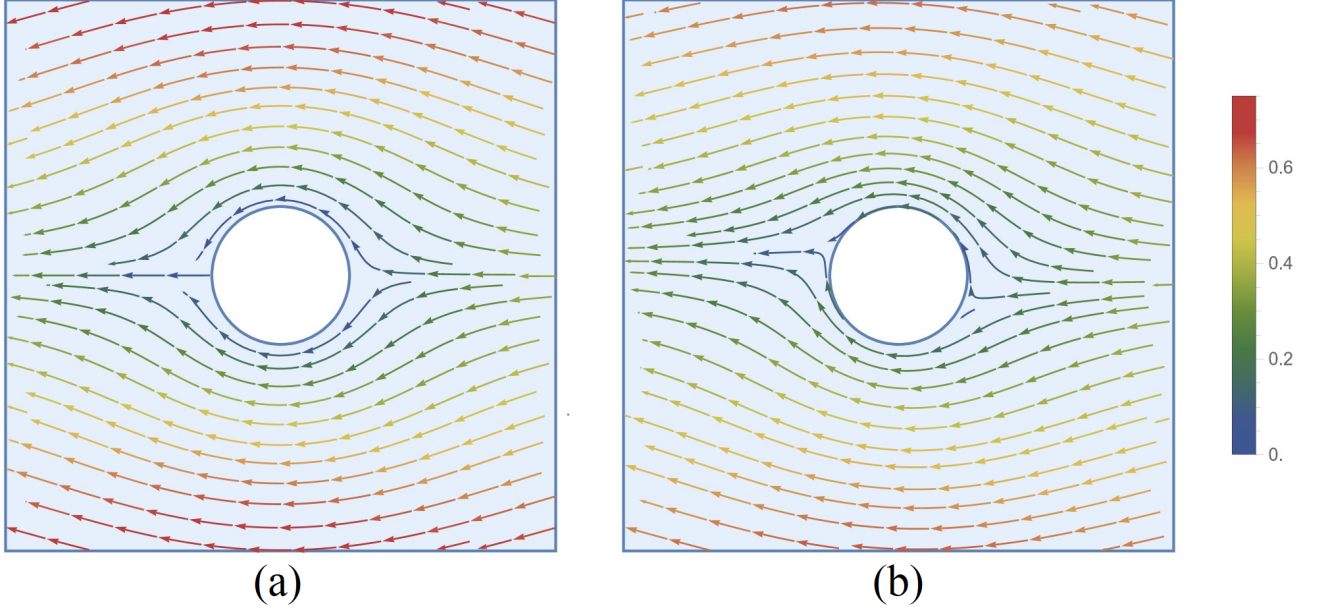


FIG. 1: Picture of Oseen flow past a cylinder with odd viscosity for (a) vanishing slip length and (b) a slip length $\hat{\lambda} = 1$. We took $\gamma_o = 1$ and $\hat{k} = 0.1$. The arrows and coloring denote respectively the orientation and magnitude of the dimensionless velocity $\hat{v}_i = v_i/U$.

equation and the first system fluid system obeys no-slip boundary conditions, there is the reciprocal relation [34]

$$\oint_{\Gamma} ds n_i \sigma_{ij}^{\prime S} U_j = \oint_{\Gamma} ds n_i \sigma_{ij} v_j^{\prime S} . \quad (8)$$

We plug in Eq. (7) to find

$$F_i^{\prime S} U_i = F_i U_i' + \frac{\lambda}{\eta_s} \oint_{\Gamma} ds f_i^{\prime S} (\delta_{ij} - n_i n_j) f_j , \quad (9)$$

where we introduced the force densities $f_j = n_i \sigma_{ij}$ and $f_j^{\prime S} = n_i \sigma_{ij}^{\prime S}$ and we defined the total forces $F_i = \oint_{\Gamma} ds f_i$ and $F_i^{\prime S} = \oint_{\Gamma} ds f_i^{\prime S}$. We then assume $\hat{\lambda} = \lambda a^{-1}$ to be small, so that we can introduce

$$v_i' = v_i^{\prime S} + \mathcal{O}(\hat{\lambda}) , \quad (10)$$

where v_i' is a fluid profile that obeys no-slip boundary conditions but still has the same far-field velocity U_i' and odd viscosity η_o' . This fluid profile has a corresponding stress σ_{ij}' and force f_i' . Eq. (9) can then be expanded as [32]

$$F_i^{\prime S} U_i = F_i U_i' + \frac{\lambda}{\eta_s} \oint_{\Gamma} ds f_i^{\prime S} (\delta_{ij} - n_i n_j) f_j + \mathcal{O}(\hat{\lambda}^2) . \quad (11)$$

Note that the modified pressure \tilde{p} does not contribute to either slip-induced drag force or lift force. We now consider two cases, namely the case where $U_i = U_i'$ and

where $U_i = U_i'^*$. These cases allow one to extract the slip-generalized drag and lift coefficients C_D and C_L which are defined as

$$F_i^{\prime S} = (-C_D \delta_{ij} + C_L \epsilon_{ij}) U_j' . \quad (12)$$

Taking $U_i' = U_i$ for Eq. (11) yields

$$C_D = C_D^{(0)} + \hat{\lambda} C_D^{(1)} + \mathcal{O}(\hat{\lambda}^2) \quad (13)$$

where

$$C_D^{(1)} = -\frac{a}{\eta_s |U|^2} \oint_{\Gamma} ds f_i (\delta_{ij} - n_i n_j) f_j , \quad (14a)$$

and $C_D^{(0)}$ is the drag force corresponding to the fluid system with no-slip boundary condition. Taking $U_i' = U_i^*$ for Eq. (11) yields $C_L^{(0)} = 0$ and

$$C_L^{(1)} = \frac{a}{\eta_s |U|^2} \oint_{\Gamma} ds f_i^* (\delta_{ij} - n_i n_j) f_j , \quad (14b)$$

For fluid systems described by incompressible Stokes flow and no-slip boundary conditions, analytical expressions for v_i and $C_D^{(0)}$ are often readily available, so that these solutions can be plugged into Eq. (14) to obtain slip-induced forces. Furthermore, the Stokes approximation makes it so that these fluid profiles can generally be written as $v_i = \partial_i^* \psi$ with [35, 36]

$$\psi = -\frac{U_i^* x_i}{r} g(r) , \quad (15)$$

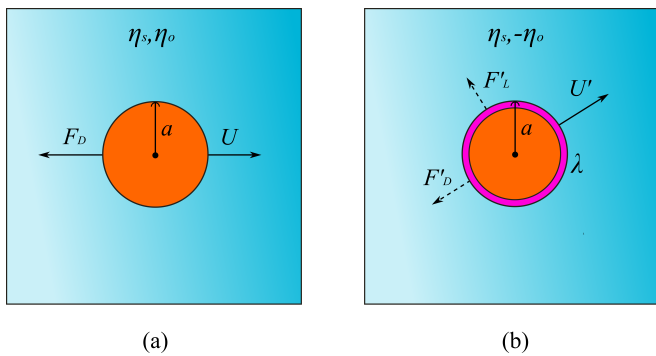


FIG. 2: Schematic picture of two fluid systems that are being connected through the Lorentz reciprocal theorem generalized for odd viscosity. We connect (a) incompressible flow past a cylinder moving with velocity U_i with no-slip boundary conditions giving rise to only drag and (b) incompressible flow past a cylinder moving with velocity U'_i , which, to probe odd phenomena, should not generally be taken parallel to U_i . Because of the slip boundary conditions represented by the magenta strip, the second fluid system is not subject to the no-lift argument of Eq. (5) [16].

where $g(r)$ is some function that can be obtained by solving the Stokes equation. When Eq. (15) holds, Eq. (14b) turns into

$$C_L^{(1)} = \frac{2\pi\eta_o}{a^2} (g - ag) (a^2\ddot{g} - ag + g) , \quad (16)$$

where g is shorthand for $g(a)$ and $\dot{g} = \partial_r g(r)|_{r=a}$. The no-slip boundary condition implies $g = ag$, so that Eq. (16) reduces to

$$C_L^{(1)} = 0 . \quad (17a)$$

Similarly, $C_D^{(1)}$ is given by the simple expression

$$C_D^{(1)} = -\pi a^2 \eta_s \ddot{g}^2 . \quad (17b)$$

Note that $C_D^{(1)}$ is non-positive which can be understood by considering that slip will always serve to ease flow past an obstacle and thus lower drag force [32]. Eq. (17a) does not mean that lift force remains zero when turning on finite slip length, but only that if the generalized Lorentz reciprocal theorem holds and one has an equation of the form of Eq. (15), there is no contribution linear in slip length. In the following two sections we consider specific fluid systems where we indeed find a non-vanishing lift force which at leading order is quadratic in slip length.

IV. STOKES FLOW IN A THIN SHEET

As an example of a fluid system with a cylindrical obstacle for which the Stokes approximation holds but which avoids the Stokes paradox, we consider the case

that the fluid lies in a thin sheet which is connected to a three-dimensional fluid with a much lower viscosity to which it relaxes momentum [37–39]. We assume that the relaxational effects dominate over the inertial effects¹. When there is a leak of momentum to a three-dimensional bulk, the Stokes equation generalizes to

$$\partial_j \sigma_{ij} = \frac{\rho_0}{\tau} v_i , \quad (18)$$

where τ is the momentum relaxation time and ρ_0 is the density. Note that this modification of Stokes equation does not invalidate formula based on the Lorentz reciprocal theorem, as this momentum relaxation term would cancel out in Eq. (8). The solutions to Eq. (18) can be decomposed into even and odd ones as

$$\psi = -\frac{x_i}{r} [U_i^* g_e(r) + U_i g_o(r)] . \quad (19)$$

To obtain the solutions, we take the curl of Eq. (18) to find²

$$\Delta [\Delta - \kappa^2] \psi = 0 , \quad \kappa^2 = \rho_0 / (\tau \eta_s) . \quad (20)$$

Solving Eq. (20) and requiring convergence to zero at infinity leads to

$$g_{e,o}(r) = A_{e,o} a^2 r^{-1} + B_{e,o} a K_1(\kappa r) , \quad (21)$$

where $K_n(x)$ is the n th modified Bessel function of the second kind. We impose the slip boundary conditions

$$v_i|_{r=a} = U_i + \frac{\lambda}{\eta_s} (\delta_{ij} - n_i n_j) n_k \sigma_{kj} , \quad (22)$$

which leads to constraint equations for $A_{e,o}$ and $B_{e,o}$ given by

$$M_{4 \times 4} [A_e \ B_e \ A_o \ B_o]^T = [1 \ -1 \ 0 \ 0]^T , \quad (23)$$

with

$$M_{4 \times 4} = \begin{bmatrix} 1 & K_1(\hat{\kappa}) & 0 & 0 \\ 4\hat{\lambda} + 1 & \Theta(\hat{\kappa}, \hat{\lambda}) & -4\gamma_o \hat{\lambda} & \gamma_o \hat{\lambda} \Psi(\hat{\kappa}) \\ 0 & 0 & 1 & K_1(\hat{\kappa}) \\ -4\gamma_o \hat{\lambda} & \gamma_o \hat{\lambda} \Psi(\hat{\kappa}) & -4\hat{\lambda} - 1 & -\Theta(\hat{\kappa}, \hat{\lambda}) \end{bmatrix} , \quad (24)$$

¹ Interestingly, such an overdamped setup is mathematically consistent with that of a droplet of “spinner fluid” lying on a glass plate [5]. The spinner fluid is a suspension of magnetically driven chiral colloids. The spinner fluid is the first experimental system for which odd viscosity was measured at the micrometer scale.

² Note that in principle it is not true that solving the curl of a differential equation means one has solved the original differential equation, but for incompressible fluids this does work because one can require that the pressure accommodates for the obtained solution.

where $\hat{\kappa} = \kappa a$, $\gamma_o = \eta_o/\eta_s$ and

$$\begin{aligned}\Theta(\hat{\kappa}, \hat{\lambda}) &= \left(\hat{\lambda}\hat{\kappa}^2 + 4\hat{\lambda} + 1\right) K_1(\hat{\kappa}) + \hat{\kappa}(2\hat{\lambda} + 1)K_0(\hat{\kappa}) \quad , \\ \Psi(\hat{\kappa}) &= -2\hat{\kappa}K_2(\hat{\kappa}) \quad .\end{aligned}\tag{25}$$

Having found the coefficients of Eq. (21), we compute the cylinder forces

$$F_D = a \int_0^{2\pi} d\theta [\sigma_{rr} \cos(\theta) - \sigma_{r\theta} \sin(\theta)] \quad ,\tag{26a}$$

$$F_L = a \int_0^{2\pi} d\theta [\sigma_{rr} \sin(\theta) + \sigma_{r\theta} \cos(\theta)] \quad ,\tag{26b}$$

where

$$\sigma_{rr} = -\tilde{p} + 2\eta_s \partial_r v_r + 2\eta_o r^{-1} (\partial_\theta v_r - v_\theta) \quad ,\tag{27a}$$

$$\sigma_{r\theta} = \eta_s [r^{-1} \partial_\theta v_r + r \partial_r (v_\theta r^{-1})] - 2\eta_o \partial_r v_r \quad .\tag{27b}$$

\tilde{p} can be obtained up to an unimportant constant c by θ -integrating the θ -component of the Stokes equation, i.e.

$$\begin{aligned}\tilde{p} - c &= \\ \eta_s \int d\theta \left[r^{-1} \partial_r (r v_\theta) + \frac{1}{r^2} (\partial_\theta^2 + 2\partial_\theta) v_r - (r^{-2} + \kappa^2) v_\theta \right].\end{aligned}\tag{28}$$

The formulae for the drag and lift coefficients are then given by

$$C_{D,L} = \frac{\pi\eta_s}{a} [a(\kappa^2 a^2 + 3) \dot{g}_{e,o} - 3g_{e,o} - a^3 \ddot{g}_{e,o}] \quad ,\tag{29}$$

One can see that there are no odd viscosity terms in Eq. (29), which is due to the argument in Eq. (5) that ruled out lift for fluid flows that do not see odd viscosity. Instead, odd viscosity only enters indirectly through $g_{e,o}$. Plugging the solutions for $g_{e,o}$ into Eq. (29), we obtain for the drag coefficient at leading and subleading order in slip length

$$C_D^{(0)} = \pi\eta_s \hat{\kappa} \left[\hat{\kappa} + \frac{4K_1(\hat{\kappa})}{K_0(\hat{\kappa})} \right] \quad ,\tag{30a}$$

$$C_D^{(1)} = -\frac{4\pi\eta_s \hat{\kappa}^2 K_1^2(\hat{\kappa})}{K_0^2(\hat{\kappa})} \quad .\tag{30b}$$

As was predicted using the Lorentz reciprocal theorem, we find $C_L^{(1)} = 0$. However, at second order in slip length there is lift given by

$$\begin{aligned}C_L^{(2)} &= \\ \frac{32\pi\eta_o \hat{\kappa}^4 K_1^2(\hat{\kappa})}{\hat{\kappa}^2 [3K_0^2(\hat{\kappa}) + K_2^2(\hat{\kappa})] - 4K_1(\hat{\kappa}) [\hat{\kappa}K_0(\hat{\kappa}) + K_1(\hat{\kappa})]} \quad .\end{aligned}\tag{31}$$

We learn from Eq. (31) that although lift force vanishes entirely with no-slip boundary conditions and the

generalized Lorentz reciprocal theorem tells us that the lift force contribution linear in slip length vanishes, non-vanishing contributions to lift force do appear at quadratic order in slip length. Note that the results of this section translate immediately to the problem of drag and lift for oscillating cylinders [35, 40–42]. All one must do to obtain an expression for drag and lift in the frequency domain is replace τ^{-1} by $i\omega$, where ω is the oscillation frequency of the cylinder.

V. FINITE SYSTEM SIZE

Another fluid system for which the drag and lift coefficient formulae Eq. (17) could be applied is that of Stokes flow confined by an outer cylinder [36, 43], provided that one only considers slip for the inner cylinder and assumes no-slip boundary conditions for the outer cylinder that sets the system size. The curl of the Stokes equation is given by $\Delta^2 \phi = 0$ so that, using again Eq. (19), we can solve the Stokes equation with the ansatz

$$g_{e,o}(r) = A_{e,o} \frac{a^2}{r} + B_{e,o} r + C_{e,o} r \log\left(\frac{r}{a}\right) + D_{e,o} \frac{r^3}{a^2} \quad .\tag{32}$$

One can acquire the expressions for the coefficients of Eq. (32) by imposing the boundary conditions of Eq. (22) as well as the boundary condition of the outer cylinder at radius b given by

$$v_i|_{r=b} = 0 \quad .\tag{33}$$

We then obtain the drag coefficients

$$C_D^{(0)} = \frac{4\pi\eta_s (a^2 + b^2)}{(a^2 + b^2) \log\left(\frac{b}{a}\right) + a^2 - b^2} \quad ,\tag{34a}$$

$$C_D^{(1)} = -\frac{4\pi\eta_s (a^2 - b^2)^2}{[(a^2 + b^2) \log\left(\frac{b}{a}\right) + a^2 - b^2]^2} \quad ,\tag{34b}$$

as well as leading order lift coefficient

$$C_L^{(2)} = \frac{8\pi\eta_o (a^2 - b^2)^2}{[(a^2 + b^2) \log\left(\frac{b}{a}\right) + a^2 - b^2]^2} \quad .\tag{35}$$

VI. OSEEN FLOW

In the previous sections we have relied on the Stokes approximation. We now wish to explore the effect of slip and odd viscosity for the case where the Stokes approximation is not used, i.e. where the convective term in Eq. (1) is taken into account. This convective term makes sure that the Stokes paradox no longer arises. Furthermore, we can no longer use the drag and lift coefficient formulae of Eq. (17), as they follow from a result which is only valid for Stokes flow. In Ref. [44],

the drag force for even cylinder flow with inertia is computed by generalizing the computation by Kaplun [45] to one with slip boundary conditions. This computation uses asymptotic matching [1, 46–48], which is a method where the fluid equations are solved near to and away from the cylinder by systematically matching the solution in the transition region. In App. A, we rederive this result with the method described below. This method is essentially equivalent to the near cylinder harmonic expansion performed by Lamb [49]. However, to generalize the computation of Oseen flow to the case where there is a non-vanishing odd viscosity is not straightforward, and therefore it helps to perform a more systematic harmonic expansion for obtaining the near-cylinder flow similar to how it is done in the computation of the even Oseen flow by Tomotika and Aoi [50].

We start by performing the Oseen approximation [49, 51] on Eq. (1). For this, we move to the frame that is co-moving with the cylinder, i.e. it holds that $\lim_{r \rightarrow \infty} v_i = -U_i$. We then define a fluid velocity $v'_i = U_i + v_i$. As v'_i vanishes for $r \rightarrow \infty$, v'_i can be viewed as a small correction to U_i when one is sufficiently far from the cylinder. We thus linearize Eq. (1), which leads to

$$2\eta_s k \partial_x v'_i - \partial_j \tilde{p} + \eta_s \Delta v'_i = 0 \quad , \quad \partial_i v'_i = 0 \quad , \quad (36)$$

with $k = \frac{1}{2} \rho_0 U / \eta_s$. We can solve Eq. (36) for

$$\tilde{p} = -2k\eta_s \partial_x \phi \quad (37a)$$

$$v'_x = -\partial_x \phi + \frac{1}{2k} \partial_x \chi + \chi \quad , \quad (37b)$$

$$v'_y = -\partial_y \phi + \frac{1}{2k} \partial_y \chi \quad , \quad (37c)$$

where ϕ and χ are functions that satisfy the equations

$$\Delta \phi = 0 \quad , \quad (\Delta + 2k\partial_x) \chi = 0 \quad . \quad (38)$$

The families of solutions to Eq. (38) are given by the even functions

$$\phi_e = aU A_0 \log(r) + U \sum_{n=1} A_n \frac{a^{n+1}}{r^n} \cos(n\theta) \quad , \quad (39a)$$

$$\chi_e = U e^{-kr \cos(\theta)} \sum_{m=0} B_m K_m(kr) \cos(m\theta) \quad , \quad (39b)$$

as well as the odd functions

$$\phi_o = U \sum_{n=1} \tilde{A}_n \frac{a^{n+1}}{r^n} \sin(n\theta) \quad , \quad (40a)$$

$$\chi_o = U e^{-kr \cos(\theta)} \sum_{m=1} \tilde{B}_m K_m(kr) \sin(m\theta) \quad . \quad (40b)$$

In Ref. [50], Tomotika and Aoi impose no-slip boundary conditions for all harmonics to obtain equations that completely fix A_n and B_n up to arbitrarily high orders in the harmonic expansion, after which they perform a truncation to obtain analytic expression for the fluid profile and Oseen drag, which for small Reynolds number is found to coincide with the result by Lamb [49]. We avoid working out the slip boundary conditions for the infinite harmonic series and instead first perform the truncation. Specifically, we expand up to the first harmonic, which means that there are three boundary conditions that constrain the even flow and three boundary conditions that constrain the odd flow. It is then sensible to work with an ansatz that is composed of three even solutions and three odd solutions. For the even part of the ansatz, we make the default choice [49, 50, 52] which involves expanding Eq. (39) up to $n = 1$ and $m = 0$ ³. For the odd solutions, one could either expand Eq. (40) up to $n = 2$ and $m = 1$ or expand up to $n = 1$ and $m = 2$. Only the latter option can solve the boundary conditions as the \tilde{A}_2 -solution does not affect the boundary conditions up to first order in a harmonic expansion. Having found the adequate ansatz, we formulate the constraints

$$\left(M_{6 \times 6}^{(0)} + \hat{\lambda} M_{6 \times 6}^{(1)} \right) \vec{V} = [0 \ 1 \ -1 \ 0 \ 0 \ 0]^T \quad , \quad (41)$$

where $\vec{V} = [A_0 \ B_0 \ A_1 \ \tilde{A}_1 \ \tilde{B}_1 \ \tilde{B}_2]^T$. Because the matrix $M_{6 \times 6}^{(1)}$ is large, we decompose as $M_{6 \times 6}^{(1)} = \begin{bmatrix} M_{6 \times 4}^{(1,a)} & M_{6 \times 2}^{(1,b)} \end{bmatrix}$. The content of the matrices is then given by

³ Choosing instead to expand up to $n = 0$ and $m = 1$ does not affect the Oseen flow qualitatively. At low Reynolds number, it also does not affect the flow quantitatively. See Appendix A

where it is found that the contribution to Oseen drag with slip that is leading order for small Reynolds number is identical regardless of the choice of ansatz.

$$M_{6 \times 6}^{(0)} = \begin{bmatrix} -1 & -\frac{1}{2\hat{k}} & 0 & 0 & 0 & 0 \\ 0 & I_2 K_0 + I_1 \left(\frac{K_0}{\hat{k}} + K_1 \right) & 1 & 0 & 0 & 0 \\ 0 & -\frac{I_1 K_0}{\hat{k}} & 0 & 0 & 0 & 0 \\ 0 & 0 & 0 & 0 & -\frac{I_1 K_1}{\hat{k}} & \frac{2I_2 K_2}{\hat{k}} \\ 0 & 0 & 0 & 1 & \frac{I_1 K_1 - 1}{\hat{k}^2} & \frac{2 - 2I_2 K_2}{\hat{k}^2} \\ 0 & 0 & 0 & -1 & \frac{(I_1 + 2\hat{k}I_2)K_1}{\hat{k}^2} & \frac{2(5I_2 - 2\hat{k}I_1)K_2}{\hat{k}^2} \end{bmatrix}, \quad (42a)$$

$$M_{6 \times 4}^{(1,a)} = \begin{bmatrix} 0 & 0 & 0 & 0 \\ 0 & 0 & 0 & 0 \\ 0 & 2I_2 K_0 & 4 & -4\gamma_o \\ 2\gamma_o & \frac{2\gamma_o}{\hat{k}} & 0 & 0 \\ 0 & 0 & 0 & 0 \\ 0 & -2\gamma_o(I_2 K_0 + I_1 K_1) & -4\gamma_o & -4 \end{bmatrix}, \quad (42b)$$

$$M_{6 \times 2}^{(1,b)} = \begin{bmatrix} 0 & 0 \\ 0 & 0 \\ \frac{2\gamma_o(3\hat{k}I_0 K_1 + I_1(\hat{k}K_0 - 4K_1))}{\hat{k}^2} & -\frac{4\gamma_o(\hat{k}I_0((\hat{k}^2 - 12)K_1 - 6\hat{k}K_0) + I_1(3\hat{k}(\hat{k}^2 + 4)K_0 + 4(\hat{k}^2 + 6)K_1))}{\hat{k}^4} \\ I_1 \left(-K_0 - \frac{4K_1}{\hat{k}} \right) + I_0 K_1 & \frac{2\hat{k}I_0((\hat{k}^2 + 12)K_1 + 6\hat{k}K_0) - 2I_1(\hat{k}(\hat{k}^2 + 12)K_0 + 4(\hat{k}^2 + 6)K_1)}{\hat{k}^3} \\ 0 & 0 \\ \frac{2\hat{k}I_0(\hat{k}K_0 + 5K_1) - 2I_1((\hat{k}^2 + 8)K_1 + \hat{k}K_0)}{\hat{k}^2} & \frac{4\hat{k}I_0(\hat{k}(\hat{k}^2 + 18)K_0 + 4(\hat{k}^2 + 9)K_1) - 4I_1(4\hat{k}(2\hat{k}^2 + 9)K_0 + (\hat{k}^4 + 20\hat{k}^2 + 72)K_1)}{\hat{k}^4} \end{bmatrix}, \quad (42c)$$

where $I_n(x)$ is the n th modified Bessel function of the first kind and the Bessel functions in Eq. (42a) should be understood as having \hat{k} in the argument. The solution to Eq. (41) leads to the fluid profile up to first order in a harmonic expansion given in Fig. 1. At low Reynolds number, the slip-induced lift force shows the same qualitative properties as found for Stokes flow, namely $C_L^{(1)} = \mathcal{O}(\hat{k})$ and

$$C_L^{(2)} = \frac{96\pi\eta_o}{6 \left(2 \log \left(\frac{\hat{k}}{2} \right) + 2\gamma_{EM} \right)^2 + 2 \log \left(\frac{\hat{k}}{2} \right) + 2\gamma_{EM} - 7} + \mathcal{O}(\hat{k}), \quad (43)$$

Additionally, the $\hat{\lambda}$ -dependence of the unexpanded lift coefficient is plotted in Fig. 3.

VII. DISCUSSION AND OUTLOOK

In this work we showed how slip can induce odd viscous flow past a cylinder for a variety of fluid systems. For Stokes flow, the corresponding drag and lift can be computed with the Lorentz reciprocal theorem up to first order in slip length, however lift force only arises at second order in slip length. We also went beyond the Stokes equation by solving the Oseen equation up to second order in a harmonic expansion to find the flow and that the slip-dependence of lift force is qualitatively identical

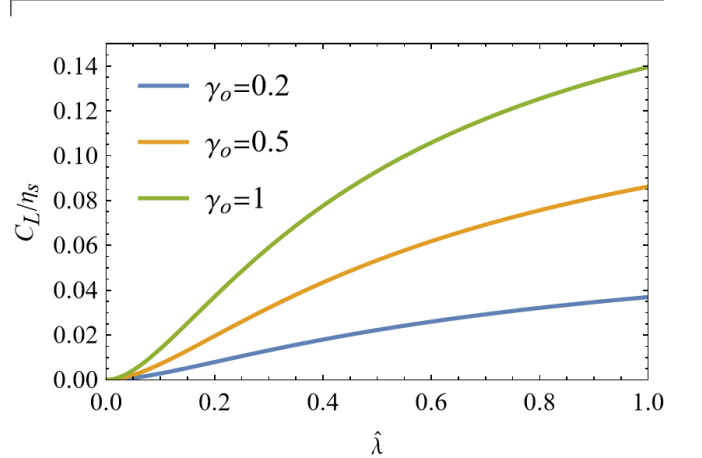


FIG. 3: Plot of the slip-induced Oseen lift as a function of slip length. We took $\hat{k} = 0.1$.

to that of the Stokes approximation. To the best of our knowledge, this is the first time that the role of inertia is considered for steady odd viscous flow past an obstacle. There is a myriad of possible directions for future study. Firstly, one could study Janus particles in the context of slip boundary conditions, i.e. to study cylinders for which the slip length is not uniform around the cylinder. It is straightforward to generalize the results based on the Lorentz reciprocal theorem to the case where slip length is non-uniform. Similarly, one could consider cylinders which are not fully circular. Furthermore, there have been many recent works that study odd viscous flow

around spheres [18, 22, 26–30]. In this case, odd viscous flow can exist even for no-slip boundary conditions as odd viscosity can no longer be absorbed into a modified pressure. All previous works on odd viscous flow past a sphere have been concerned with Stokes flow. It would be valuable to learn how inertia gives rise to an interplay for odd viscous flow past a sphere, with or without slip. Lastly, for bubbles, i.e. particles which do not have a constant volume, it is possible for odd viscosity to give rise to torque [16]. One could explore the effects slip on

the torque for such a bubble.

ACKNOWLEDGMENTS

We thank Aleksander Głódkowski, Francesco Peña-Benitez, Piotr Surówka, Jonas Veenstra and especially Charlie Duclut for useful discussions.

-
- [1] John Veysey and Nigel Goldenfeld. Simple viscous flows: From boundary layers to the renormalization group. *Rev. Mod. Phys.*, 79(3):883–927, 2007.
- [2] J. E. Avron, R. Seiler, and P. G. Zograf. Viscosity of Quantum Hall Fluids. *Phys. Rev. Lett.*, 75(4):697–700, 1995.
- [3] Péter Lévy. Berry phases for Landau Hamiltonians on deformed tori. *J. Math. Phys.*, 36(6):2792–2802, 1995.
- [4] Ming Han, Michel Fruchart, Colin Scheibner, Suriyanarayanan Vaikuntanathan, Juan J. de Pablo, and Vincenzo Vitelli. Fluctuating hydrodynamics of chiral active fluids. *Nat. Phys.*, 17(11):1260, 2021.
- [5] Vishal Soni, Ephraim S. Bililign, Sofia Magkiriadou, Stefano Sacanna, Denis Bartolo, Michael J. Shelley, and William T. M. Irvine. The odd free surface flows of a colloidal chiral fluid. *Nat. Phys.*, 15:1188–1194, 2019.
- [6] Tomer Markovich and Tom C. Lubensky. Odd Viscosity in Active Matter: Microscopic Origin and 3D Effects. *Phys. Rev. Lett.*, 127(4):048001, 2021.
- [7] Francesco M. D. Pellegrino, Iacopo Torre, and Marco Polini. Nonlocal transport and the Hall viscosity of two-dimensional hydrodynamic electron liquids. *Phys. Rev. B*, 96(19):195401, 2017.
- [8] B. N. Narozhny and M. Schütt. Magneto-hydrodynamics in graphene: Shear and Hall viscosities. *Phys. Rev. B*, 100(3):035125, 2019.
- [9] A. I. Berdyugin, S. G. Xu, F. M. D. Pellegrino, R. Krishna Kumar, A. Principi, I. Torre, M. Ben Shalom, T. Taniguchi, K. Watanabe, I. V. Grigorieva, M. Polini, A. K. Geim, and D. A. Bandurin. Measuring Hall viscosity of graphene’s electron fluid. *Science*, 364(6436):162–165, 2019.
- [10] Anton Souslov, Kinjal Dasbiswas, Michel Fruchart, Suriyanarayanan Vaikuntanathan, and Vincenzo Vitelli. Topological Waves in Fluids with Odd Viscosity. *Phys. Rev. Lett.*, 122(12):128001, 2019.
- [11] C. Tauber, P. Delplace, and A. Venaille. A bulk-interface correspondence for equatorial waves. *J. Fluid Mech.*, 868:R2, 2019.
- [12] Gustavo M. Monteiro and Sriram Ganeshan. Coastal kelvin mode and the fractional quantum hall edge, 2023.
- [13] Debarghya Banerjee, Anton Souslov, Alexander G. Abanov, and Vincenzo Vitelli. Odd viscosity in chiral active fluids. *Nat. Commun.*, 8(1):1573, 2017.
- [14] Debarghya Banerjee, Anton Souslov, and Vincenzo Vitelli. Hydrodynamic correlation functions of chiral active fluids. *Phys. Rev. Fluids*, 7:043301, Apr 2022.
- [15] Alexander Abanov, Tankut Can, and Sriram Ganeshan. Odd surface waves in two-dimensional incompressible fluids. *SciPost Phys.*, 5(1):010, 2018.
- [16] Sriram Ganeshan and Alexander G. Abanov. Odd viscosity in two-dimensional incompressible fluids. *Phys. Rev. Fluids*, 2(9):094101, 2017.
- [17] Tali Khain, Colin Scheibner, Michel Fruchart, and Vincenzo Vitelli. Stokes flows in three-dimensional fluids with odd and parity-violating viscosities. *J. Fluid Mech.*, 934:A23, 2022.
- [18] Yuto Hosaka, Ramin Golestanian, and Abdallah Daddi-Moussa-Ider. Hydrodynamics of an odd active surfer in a chiral fluid, 2023.
- [19] Yuto Hosaka, Shigeyuki Komura, and David Andelman. Hydrodynamic lift of a two-dimensional liquid domain with odd viscosity. *Phys. Rev. E*, 104(6):064613, 2021.
- [20] Yuto Hosaka, David Andelman, and Shigeyuki Komura. Pair dynamics of active force dipoles in an odd-viscous fluid. *The European Physical Journal E*, 46(3):18, Mar 2023.
- [21] Andrew Lucas and Piotr Surówka. Phenomenology of nonrelativistic parity-violating hydrodynamics in 2+1 dimensions. *Phys. Rev. E*, 90:063005, Dec 2014.
- [22] Hang Yuan and Monica Olvera de la Cruz. Stokesian dynamics with odd viscosity. *Phys. Rev. Fluids*, 8:054101, May 2023.
- [23] Alexander G. Abanov and Gustavo M. Monteiro. Free-surface variational principle for an incompressible fluid with odd viscosity. *Phys. Rev. Lett.*, 122:154501, Apr 2019.
- [24] Ruben Lier, Charlie Duclut, Stefano Bo, Jay Armas, Frank Jülischer, and Piotr Surówka. Lift force in odd compressible fluids. [arXiv:2205.12704](https://arxiv.org/abs/2205.12704), 2022.
- [25] Yuto Hosaka, Shigeyuki Komura, and David Andelman. Nonreciprocal response of a two-dimensional fluid with odd viscosity. *Phys. Rev. E*, 103(4):042610, 2021.
- [26] Tomer Markovich and Tom C. Lubensky. Odd viscosity in active matter: Microscopic origin and 3d effects. *Phys. Rev. Lett.*, 127:048001, Jul 2021.
- [27] Tali Khain, Colin Scheibner, Michel Fruchart, and Vincenzo Vitelli. Stokes flows in three-dimensional fluids with odd and parity-violating viscosities. *Journal of Fluid Mechanics*, 934, January 2022.
- [28] Dylan Reynolds, Gustavo M. Monteiro, and Sriram Ganeshan. Three dimensional odd viscosity in ferrofluids with vorticity-magnetization coupling, 2023.
- [29] Jeffrey C. Everts and Bogdan Cichocki. Dissipative effects in odd viscous stokes flow around a single sphere,

- 2023.
- [30] Tali Khain, Michel Fruchart, Colin Scheibner, Thomas A. Witten, and Vincenzo Vitelli. Trading particle shape with fluid symmetry: on the mobility matrix in 3d chiral fluids, 2023.
- [31] Yuto Hosaka, Ramin Golestanian, and Andrej Vilfan. Lorentz reciprocal theorem in fluids with odd viscosity, 2023.
- [32] Hassan Masoud and Howard A. Stone. The reciprocal theorem in fluid dynamics and transport phenomena. *J. Fluid Mech.*, 879:P1, 2019.
- [33] Dominique Legendre, Eric Lauga, and Jacques Magnaudet. Influence of slip on the dynamics of two-dimensional wakes. *Journal of Fluid Mechanics*, 633:437–447, 2009.
- [34] Lorentz H. A. Eene algemeene stelling omtrent de beweging eener vloeistof met wrijving en eenige daaruit afgeleide gevolgen. *Versl. Kon. Acad. Wet.*, 5:168–175, 1896.
- [35] R. T. Stuart. Unsteady boundary layers. In L. Rosenhead, editor, *Laminar Boundary Layers*. Clarendon Press, Oxford, England, 1963.
- [36] Gilles Dolfo, Jacques Vigué, and Daniel Lhuillier. Stokes force on a cylinder in the presence of fluid confinement. [arXiv:2011.12000](https://arxiv.org/abs/2011.12000), 2020.
- [37] Kazuhiko Seki and Shigeyuki Komura. Brownian dynamics in a thin sheet with momentum decay. *Phys. Rev. E*, 47(4):2377–2383, 1993.
- [38] P. G. Saffman and M. Delbrück. Brownian motion in biological membranes. *Proc. Natl. Acad. Sci. U.S.A.*, 72(8):3111–3113, 1975.
- [39] P. G. Saffman. Brownian motion in thin sheets of viscous fluid. *J. Fluid Mech.*, 73(4):593–602, 1976.
- [40] Robert E. Williams and R. G. Hussey. Oscillating Cylinders and the Stokes’ Paradox. *Phys. Fluids*, 15(12):2083, 1972.
- [41] R. G. Hussey and Peter Vujacic. Damping correction for oscillating cylinder and sphere. *The Physics of Fluids*, 10(1):96–97, Jan 1967.
- [42] Lev D. Landau and Evgenij M. Lifshitz. *Fluid Mechanics*. Elsevier/Butterworth Heinemann, Amsterdam, The Netherlands, 2011.
- [43] Andrew Lucas. Stokes paradox in electronic Fermi liquids. *Phys. Rev. B*, 95(11):115425, 2017.
- [44] Dandan Li, Shichen Li, Yahui Xue, Yantao Yang, Weidong Su, Zhenhua Xia, Yipeng Shi, Hao Lin, and Huiling Duan. The effect of slip distribution on flow past a circular cylinder. *Journal of Fluids and Structures*, 51:211–224, 2014.
- [45] Saul Kaplun. Low Reynolds Number Flow Past a Circular Cylinder. *Indiana Univ. Math. J.*, 6(4):595–603, 1957.
- [46] Ian Proudman and J. R. A. Pearson. Expansions at small Reynolds numbers for the flow past a sphere and a circular cylinder. *J. Fluid Mech.*, 2(3):237–262, 1957.
- [47] W. Chester, D. R. Breach, and Ian Proudman. On the flow past a sphere at low reynolds number. *Journal of Fluid Mechanics*, 37(4):751–760, 1969.
- [48] Milton Van Dyke. *Perturbation Methods in Fluid Mechanics*. Parabolic Press, Stanford, California, 1975.
- [49] Horace Lamb. *Hydrodynamics*. Cambridge University Press, New York, U.S.A., 1932.
- [50] S. Tomotika and T. Aoi. The steady flow of a viscous fluid past a sphere and a circular cylinder at small Reynolds numbers. *The Quarterly Journal of Mechanics and Applied Mathematics*, 3(2):141–161, 01 1950.
- [51] Carl Wilhelm Oseen. über die Stokes’sche Formel, und über eine verwandte Aufgabe in der Hydrodynamik. *Ark. Mat., Astron. Fys.*, 6:1, 1910.
- [52] Egor I. Kiselev and Jörg Schmalian. Boundary conditions of viscous electron flow. *Phys. Rev. B*, 99:035430, Jan 2019.

Appendix A: Oseen drag with slip

In this appendix we consider the solution to the even Oseen equation in an expansion up to first harmonics to obtain the Oseen drag. We can then start from the ansatz [49, 50, 52]

$$\phi = aU \left(A_0 \log(r) + A_n \frac{a}{r} \cos(\theta) \right) , \quad \chi = U e^{-kr \cos(\theta)} B_0 K_0(kr) , \quad (\text{A1})$$

The constraints on the coefficients coming from the boundary conditions are given by

$$\left[M_{3 \times 3}^{(1)} + \hat{\lambda} M_{3 \times 3}^{(2)} \right] [A_0 \ B_0 \ A_1]^T = [0 \ 1 \ -1]^T , \quad (\text{A2})$$

with

$$M_{6 \times 6}^{(1)} = \begin{bmatrix} -1 & & & & & 0 \\ 0 & I_2(\hat{k})K_0(\hat{k}) + I_1(\hat{k}) \left(\frac{K_0(\hat{k})}{\hat{k}} + K_1(\hat{k}) \right) & & & & 1 \\ 0 & & -\frac{I_1(\hat{k})K_0(\hat{k})}{\hat{k}} & & & 1 \end{bmatrix} , \quad M_{6 \times 6}^{(2)} = \begin{bmatrix} 0 & 0 & 0 \\ 0 & 0 & 0 \\ 0 & 2I_2(\hat{k})K_0(\hat{k}) & 4 \end{bmatrix} , \quad (\text{A3})$$

where $I_n(x)$ is the n th modified Bessel function of the first kind. Solving Eq. (A2) leads to the solutions

$$A_0 = -\frac{2\hat{\lambda} + 1}{\hat{k}(4\hat{\lambda} + 1)I_1(\hat{k})K_1(\hat{k}) + (2\hat{\lambda} + 1)\hat{k}I_0(\hat{k})K_0(\hat{k})} , \quad (\text{A4a})$$

$$A_1 = -\frac{(2\hat{\lambda} + 1)I_2(\hat{k})K_0(\hat{k}) + I_1(\hat{k})K_1(\hat{k})}{(2\hat{\lambda} + 1)I_0(\hat{k})K_0(\hat{k}) + (4\hat{\lambda} + 1)I_1(\hat{k})K_1(\hat{k})} , \quad (\text{A4b})$$

$$B_0 = \frac{4\hat{\lambda} + 2}{(2\hat{\lambda} + 1)I_0(\hat{k})K_0(\hat{k}) + (4\hat{\lambda} + 1)I_1(\hat{k})K_1(\hat{k})} . \quad (\text{A4c})$$

The corresponding drag force is given by

$$C_D = \frac{2\pi\eta_s(2\hat{\lambda} + 1)(2I_1(\hat{k})K_1(\hat{k}) + 1)}{(2\hat{\lambda} + 1)I_0(\hat{k})K_0(\hat{k}) + (4\hat{\lambda} + 1)I_1(\hat{k})K_1(\hat{k})} , \quad (\text{A5})$$

For small low Reynolds number, this reduces to

$$C_D = \frac{4\pi\eta_s}{1 - \frac{1}{2(2\hat{\lambda} + 1)} - \log\left(\frac{\hat{k}}{2}\right) - \gamma_{EM}} + \mathcal{O}(\hat{k}) , \quad (\text{A6})$$

where γ_{EM} is the Euler-Mascheroni constant. Eq. (A6) coincides with the result for drag force found in Ref. [44] using asymptotic matching. Lastly, it turns out that if one swaps the A_1 -solution with the B_1 -solution in the ansatz of Eq. (A1), this modifies Eq. (A5) but leaves Eq. (A6) invariant.