
Observational Viability of the Intermediate DBI Inflation in the Presence of a Minimal Length

N. RASHIDI^{1,2} (a), M. ROUSHAN^{1,2} (b) and K. NOZARI^{1,2} (c)

¹ *Department of Theoretical Physics, Faculty of Science, University of Mazandaran, P. O. Box 47416-95447, Babolsar, IRAN*

² *ICRANet-Mazandaran, University of Mazandaran, P. O. Box 47416-95447, Babolsar, IRAN*

Abstract – We consider an intermediate Dirac-Born-Infeld (DBI) inflationary model in the presence of a minimal measurable length in the theory. We show that, the presence of a minimal measurable length modifies the definitions of the scalar and tensor spectral indices and also other inflation observables. This is due to modification of the momentum and corresponding wave number of the perturbations in the presence of a minimal length. By using the deformed definition of the scalar and tensor spectral indices, we perform numerical analysis on the intermediate DBI inflation model to find some constraints on the deformation parameter. In this regard, we compare our numerical results with both Planck2018 TT, TE, EE +lowE +lensing +BAO+ BK14 and Planck2018 TT, TE,EE +lowE+lensing+BK14 +BAO+LIGO & Virgo2016 data at the 68% CL and 95% CL. Our numerical study shows that the intermediate DBI inflation model in the presence of a minimal measurable length is observationally viable if the upper bound on the deformation parameter to be considered of the order of 10^{48} at 68% CL and 10^{49} at 95% CL. This is consistent with the results of other approaches to constrain such a quantity.

Key Words: DBI Inflation, Observational Viability, Natural Cutoffs

Introduction. – Given that the standard model of cosmology suffers from some problems, cosmologists have tried to solve these problems by introducing the inflation paradigm. The inflation, in its simplest form, is caused by a so-called “inflaton” field which is a canonical single scalar field. By slow-rolling of this field on its almost flat potential, the early universe experienced an exponential phase of expansion. This inflationary expansion, which is supposed to have been occurred in the very early universe, can address some of the problems of the standard model. Although the simple single field model predicts scale-invariant, adiabatic and Gaussian dominant mode of the primordial perturbations, there are many inflation models which predict the dominant modes of the perturbations to be non-Gaussian distributed [1–9]. One of these models is the DBI (Dirac-Born-Infeld) inflation [10–18]. A DBI field in the string theory is defined as the radial position of a D3 brane. Cosmologist have shown that in the inflationary models based on the DBI field, the non-

Gaussianity of distribution of perturbations is possible.

On the other hand, since in the early universe we deal with high energy regime, incorporating the quantum effects seems logical and in fact inevitable. In this regard, authors of Refs. [19–22] have studied the inflationary phase of the universe in the presence of quantum effects. However, in this work, we include the quantum effects in a different way. In fact, we consider the inflationary phase in the presence of a natural cutoff. In this respect, natural cutoffs are constraints that have appeared by the merging of the two respected theories; quantum mechanics and general relativity, as a unified theory. Therefore, considering natural cutoffs as a necessity in the very nature of space-time leads to fundamental modifications in the structure of the standard quantum mechanics. It has been designated that gravity in very small length scales makes a consequential modification in the fabric of spacetime. These modifications induce minimal uncertainty in the positions of the particles in atomic and subatomic levels [23–34]. Actually, there exists minimal uncertainty in the measurement of the position of a test particle in a quantum mechanical system. The essence of this intrinsic cutoff demands de-

(a) n.rashidi@umz.ac.ir (Corresponding Author)

(b) m.roushan@umz.ac.ir

(c) knozari@umz.ac.ir

formity of the standard Heisenberg Uncertainty Principle to the Generalized Uncertainty Principle (GUP) (see, for more details [35–40]).

In this paper we investigate the effects of the existence of a minimal length as an inherent natural cutoff in the fabric of spacetime, on a specific inflation model within a distinctive approach. Given that, in the presence of the minimal length, the momentum is modified as $p^i \rightarrow p^i(1 + \alpha p^2)$, the corresponding wave number also is modified as $k^i \rightarrow k^i(1 + \alpha k^2)$. This modification in wave number shows its effects in the definition of the scalar and tensor spectral indices as well. In this way, it seems that the presence of the minimal length can affect the observational viability of the inflation models or at least changes the viable ranges of the model's parameter space. To check the observational viability of our model, we use Planck2018 data sets. For instance, the Planck2018 TT, TE, EE+lowE+lensing+BAO+BK14 data, based on the Λ CDM + r + $\frac{dn_s}{d \ln k}$ model, implies a constraint on the value of the scalar spectral index as $n_s = 0.9658 \pm 0.0038$ [41, 42]. The constraint on the tensor-to-scalar ratio, obtained from the same data set is $r < 0.072$ [41, 42]. There is also a constraint on the tensor spectral index, obtained from Planck2018 TT, TE, EE +lowE+lensing+BK14+BAO+LIGO and Virgo2016 data as $-0.62 < n_T < 0.53$ [41, 42]. By comparing the numerical results of our analysis in this model with the mentioned observational data, we find some constraints on the model parameter's space, specially the deformation parameter.

In this regard, this paper is organized as follows. In section 2, we review the machinery of the DBI inflation briefly. In this section, we present the background equations, slow-roll parameters, and some important perturbation parameters. In section 3, we reconstruct the model and obtain the slow-roll parameters in terms of the Hubble parameter. In section 4, the effects of the presence of a minimal length are studied. In section 5, we consider an intermediate DBI model and study the model in the presence of a minimal measurable length. In this section, we also perform numerical analysis on the model and compare the result with both Planck2018 TT, TE, EE +lowE+lensing+BAO+BK14 data and Planck2018 TT, TE, EE +lowE+lensing+BK14 +BAO+LIGO & Virgo2016 data at 68% CL and 95% CL. In section 6, we present a summary of our work.

DBI Inflation. – The action for the DBI model is as follows

$$S = \int d^4x \sqrt{-g} \left[\frac{1}{2\kappa^2} R - f^{-1}(\phi) \sqrt{1 - 2f(\phi)X} - V(\phi) \right], \quad (1)$$

where, R is the Ricci scalar, $X = -\frac{1}{2}\partial_\nu\phi\partial^\nu\phi$, and the potential of the field is denoted by $V(\phi)$. Also, $f^{-1}(\phi)$ is the inverse of the brane tension. This parameter in the DBI model is related to the geometry of the throat of the compact manifold which is passed by the D3-brane.

When we vary the action (1) with respect to the metric, we obtain Einstein's field equations as

$$G_{\mu\nu} = \kappa^2 \left[-g_{\mu\nu} f^{-1} \sqrt{1 + f g^{\mu\nu} \partial_\mu\phi \partial_\nu\phi} - g_{\mu\nu} V + \partial_\mu\phi \partial_\nu\phi \left(1 + f g^{\mu\nu} \partial_\mu\phi \partial_\nu\phi\right)^{-\frac{1}{2}} \right]. \quad (2)$$

In a spatially flat FRW background, characterized by the following metric

$$ds^2 = -dt^2 + a^2(t)\delta_{ij}dx^i dx^j, \quad (3)$$

Einstein's field equations give the following Friedmann equations

$$3H^2 = \kappa^2 \left[\frac{f^{-1}}{\sqrt{1 - f\dot{\phi}^2}} + V \right], \quad (4)$$

$$2\dot{H} + 3H^2 = \kappa^2 \left[f^{-1} \sqrt{1 - f\dot{\phi}^2} + V \right]. \quad (5)$$

The equation of motion of the scalar field in the DBI model is given by

$$\frac{\ddot{\phi}}{(1 - f\dot{\phi}^2)^{\frac{3}{2}}} + \frac{3H\dot{\phi}}{(1 - f\dot{\phi}^2)^{\frac{1}{2}}} + V' = -\frac{f'}{f^2} \left[\frac{3f\dot{\phi}^2 - 2}{2(1 - f\dot{\phi}^2)^{\frac{1}{2}}} \right], \quad (6)$$

which is obtained by variation of the action (1) with respect to ϕ .

To study the inflationary phase derived by the slow-rolling of the field on its potential, the following slow-roll parameters are defined

$$\epsilon \equiv -\frac{\dot{H}}{H^2}, \quad \eta = \frac{1}{H} \frac{d \ln \epsilon}{dt}, \quad s = \frac{1}{H} \frac{d \ln c_s}{dt}, \quad (7)$$

where c_s is the sound speed of the perturbations and is given by

$$c_s^2 = 1 - f\dot{\phi}^2. \quad (8)$$

The inflationary expansion is obtained by considering $f\dot{\phi}^2 \ll 1$ and $\ddot{\phi} \ll 3H\dot{\phi}$ (corresponding to $|\epsilon, \eta, s| \ll 1$). Now, the slow-roll parameters in the DBI model take the following forms

$$\epsilon \simeq \frac{f^2 V'^2}{2\kappa^2 (Vf + 1)^2} - \frac{V' f'}{\kappa^2 (Vf + 1)^2} + \frac{f'^2}{2f^2 \kappa^2 (Vf + 1)^2}, \quad (9)$$

$$\eta \simeq -\kappa^{-2} \left(\frac{(2V'' - 2\frac{f''}{f^2})}{(V + f^{-1})} - \frac{(V' - \frac{f'}{f^2})^2}{(V + f^{-1})} \right). \quad (10)$$

and

$$s \simeq -\frac{f' \left(\frac{f'}{f^2} - V' \right)^2}{18 \left(\frac{\kappa^2}{3} (f^{-1} + V) \right)^{\frac{3}{2}}} \quad (11)$$

The e-folds number during inflation, which is defined as

$$N = \int_{t_{hc}}^{t_{end}} H dt, \quad (12)$$

is another important parameter in inflation model. Note that the subscript “*hc*” shows the time of the *horizon crossing* of the physical scales and “*end*” refers to the *end of inflation*.

The important issue in studying an inflation model is its observational viability. The Planck collaboration, in order to compare the inflationary parameters with observational data, has expanded the scalar and tensor power spectra in a model-independent forms as follows [42, 43]

$$\mathcal{A}_s(k) = A_s \left(\frac{k}{k_*} \right)^{n_s - 1 + \frac{1}{2} \frac{dn_s}{d \ln k} \ln \left(\frac{k}{k_*} \right) + \frac{1}{6} \frac{d^2 n_s}{d \ln k^2} \ln \left(\frac{k}{k_*} \right)^2 + \dots}, \quad (13)$$

$$\mathcal{A}_T(k) = A_T \left(\frac{k}{k_*} \right)^{n_T + \frac{1}{2} \frac{dn_T}{d \ln k} \ln \left(\frac{k}{k_*} \right) + \dots}. \quad (14)$$

In the above equations, the amplitude of the scalar and also tensor perturbations have been characterized by A_s and A_T , respectively. Also, $\frac{dn_s}{d \ln k}$ and $\frac{dn_T}{d \ln k}$ are respectively the running of the scalar and tensor spectral index. The term $\frac{d^2 n_s}{d \ln k^2}$ is the running of the running of the scalar spectral index. Another interesting and important parameter is the tensor-to-scalar ratio which in terms of the power spectra is given by

$$r = \frac{\mathcal{A}_T(k_*)}{\mathcal{A}_s(k_*)} = 16\epsilon. \quad (15)$$

In this setup one can defined the scalar and tensor spectral indices as

$$n_s = 1 + \left. \frac{d \ln \mathcal{A}_s}{d \ln k} \right|_{c_s k = aH} = 1 + (-2\epsilon - \eta - s), \quad (16)$$

$$n_T = \left. \frac{d \ln \mathcal{A}_T}{d \ln k} \right|_{c_s k = aH} = -2\epsilon, \quad (17)$$

respectively. These are important parameters in studying the inflation models and checking their observational viability. To find an efficient way to use these parameters in inflation analysis, one can express these quantities in terms of the e-folds number via the Hubble parameter and its derivatives as follows.

Reconstruction of the Model with e-folds Number. – In this section, we reconstruct the main equations of our model in terms of the Hubble parameter and its derivatives, following Refs. [44, 45]. From now on, we assume $f^{-1}(\phi) = V(\phi)$. By introducing a new scalar field φ , identified by the e-folds number N and characterizing

the DBI field as $\phi = \phi(\varphi)$, we can find the potential $V(\varphi)$ in terms of the Hubble parameter and its derivatives as

$$V = \frac{3}{2} \frac{(2HH'\kappa^2 + 3H^2)H^2}{\kappa^2(HH'\kappa^2 + 3H^2)}, \quad (18)$$

where, $H = H(N)$. By this potential, we can obtain the slow-roll parameters as well. In this regard, the slow-roll parameters are given by

$$\epsilon = \frac{3 \left(4H'^3\kappa^4 + 3H^2H''\kappa^2 + 15HH'^2\kappa^2 + 18H^2H' \right)^2}{-32(H'\kappa^2 + 3H)^2(H'\kappa^2 + \frac{3}{2}H)^3H'\kappa^2}, \quad (19)$$

$$\eta = \left[\begin{aligned} & (12\kappa^6H^2H'^3 + 54\kappa^4H^3H'^2 + 54\kappa^2H^4H')H''' \\ & - (36\kappa^6H^2H'^2 + 99\kappa^4H^3H' + 27\kappa^2H^4)H''^2 \\ & + (48\kappa^6HH'^4 + 126\kappa^4H^2H'^3 + 108\kappa^2H^3H'^2 \\ & + 162H^4H')H'' - 24H'^6\kappa^6 - 81H'^5H\kappa^4 \\ & - 135H'^4H^2\kappa^2 - 162H'^3H^3 \end{aligned} \right] \left[\begin{aligned} & (4H'^3\kappa^4 + 3H^2H''\kappa^2 \\ & + 15HH'^2\kappa^2 + 18H^2H') (H'\kappa^2 + 3H) \\ & (2H'\kappa^2 + 3H)H' \end{aligned} \right]^{-1}, \quad (20)$$

and

$$s = \frac{2\kappa^2(H''H - H'^2)}{H(2H'\kappa^2 + 3H)}. \quad (21)$$

By having the slow-roll parameters in terms of the Hubble parameter and its derivatives, it is possible to study the model in the intermediate inflation case. Before we do that, we formulate the effects of the presence of the minimal length in a general inflation model.

The Effect of the Minimal Length on the Scalar Spectral Index. – It is believed that quantum gravity implies a minimal measurable length that modifies the uncertainty principle as [46]

$$\Delta X_i \gtrsim \frac{\hbar}{\Delta P_i} \left[1 + \frac{\alpha l_{Pl}^2}{\hbar^2} (\Delta P_i)^2 \right], \quad (22)$$

where α is the deformation parameter of quantum mechanics and corresponds to the ultraviolet effect of the theory. In fact, by considering this quantum gravitational effect, the canonical commutation relation is modified as follows

$$[X_i, P_i] = i\hbar(\delta_{ij} + \alpha_{ijkl} p^k p^l + \dots). \quad (23)$$

In the presence of a minimal measurable length, we define position and momentum operators in phase space as follows

$$X^i = x^i, \quad P^i = p^i(1 + \alpha p^2), \quad (24)$$

where x and p are Heisenberg's algebraic position and momentum operators in standard quantum mechanics. Given the relationship between wave number and momentum ($p = \hbar k$), we have the corrected wave number as follows [47]

$$K^i = k^i(1 + \alpha k^2), \quad (25)$$

where here and in what follows we have set $\hbar = 1$. Now, due to the correction of the wave number, the definition of the scalar spectral index is modified as follows

$$\begin{aligned} n_s &= 1 + \left. \frac{d \ln \mathcal{A}_s}{d \ln k(1 + \alpha k^2)} \right|_{c_s k = aH} \\ &\cong 1 + (1 + \alpha k^2) \left. \frac{d \ln \mathcal{A}_s}{d \ln k} \right|_{c_s k = aH} \\ &= 1 + (1 + \alpha k^2)(-2\epsilon - \eta - s). \end{aligned} \quad (26)$$

Also, the definition of the tensor spectral index is modified as

$$\begin{aligned} n_T &= \left. \frac{d \ln \mathcal{A}_T}{d \ln k(1 + \alpha k^2)} \right|_{c_s k = aH} \\ &\cong (1 + \alpha k^2) \left. \frac{d \ln \mathcal{A}_T}{d \ln k} \right|_{c_s k = aH} = -(1 + \alpha k^2)(2\epsilon). \end{aligned} \quad (27)$$

So, if we believe in the presence of the natural cutoffs in early universe, these cutoffs show themselves in the primordial perturbation parameters explicitly. This can affect on the formulation and numerical results of the inflation models. In this regard, we perform numerical analysis on the DBI model in the presence of the quantum gravitational effect encoded as a minimal measurable length of the order of the Planck length. For this purpose, in the what follows, we consider an intermediate scale factor as $a = a_0 \exp(bt^\beta)$ and find the potential and the DBI tension in terms of the intermediate parameter β . In this way, we get the scalar spectral index and tensor-to-scalar ratio in terms of the model's parameters and analyze the model parameter space numerically.

Intermediate DBI Inflation in the Presence of a Minimal Measurable Length and Its Observational Viability. – One of the interesting scenarios in inflation is the Intermediate Inflation. In the intermediate inflation, the scale factor evolves with time as

$$a = a_0 \exp(bt^\beta), \quad (28)$$

where the constant parameter β is in the range $0 < \beta < 1$. Note that in intermediate inflation, the universe expands faster than power-law inflation and slower than the exponential inflation. By this intermediate scale factor, we get the following expression for the Hubble parameter

$$H(N) = N \left(\frac{N}{b} \right)^{-\frac{1}{\beta}} \beta. \quad (29)$$

By this definition of the Hubble parameter, we can find the slow-roll parameters in terms of the intermediate parameter β as follows

$$\epsilon = \frac{243(1 - \beta) \left(\frac{2\kappa^4(\beta-1)^2}{9} + \frac{5N\beta\kappa^2}{6} \left(\beta - \frac{6}{5} \right) + N^2\beta^2 \right)^2}{\kappa^2 (2\kappa^2\beta + 3\beta N - 2\kappa^2)^3 (\kappa^2\beta + 3\beta N - \kappa^2)^2}, \quad (30)$$

$$\begin{aligned} \eta &= \left[\begin{aligned} &(-24\kappa^6 - 81N\kappa^4 - 135N^2\kappa^2 - 162N^3)\beta^4 \\ &+ (60\kappa^6 + 171N\kappa^4 + 216N^2\kappa^2)\beta^3 + 12\beta\kappa^6 \\ &- (48\kappa^6 + 90N\kappa^4)\beta^2 \end{aligned} \right] \left[\begin{aligned} &(\kappa^2\beta + 3\beta N - \kappa^2) \\ &(2\kappa^2\beta + 3\beta N - 2\kappa^2) \left(4\beta^2\kappa^4 + 15N\beta^2\kappa^2 \right. \\ &\left. - 8\beta\kappa^4 + 18N^2\beta^2 - 18\beta\kappa^2N + 4\kappa^4 \right) \end{aligned} \right]^{-1}, \end{aligned} \quad (31)$$

$$s = 2 \frac{\kappa^2(1 - \beta)}{(2N\kappa^2 + 3N^2)\beta - 2N\kappa^2}. \quad (32)$$

In this way, we get the scalar spectral index and tensor-to-scalar ratio (equations (15) and (26)) in terms of the intermediate parameter β and deformation parameter α . Now, we can perform numerical analysis on our model and by comparing the results with observational data, we obtain some constraints on the model's parameter space. As we mentioned in the introduction, from Planck2018 TT, TE, EE+lowE+lensing+BAO+BK14 data, based on Λ CDM+ r + $\frac{dn_s}{d \ln k}$ model, the constraint on the scalar spectral index and tensor-to-scalar ratio are as $n_s = 0.9658 \pm 0.0038$ and $r < 0.072$. Also, Planck2018 TT, TE, EE+lowE+lensing+BK14+BAO+LIGO and Virgo2016 data gives the constraint on the tensor spectral index as $-0.62 < n_T < 0.53$. By considering these observational constraints, and using equations (15), (26), and (27), we obtain the ranges of the parameters α and β leading to the observationally viable values of the scalar spectral index, tensor-to-scalar ratio, and the tensor spectral index. The results are shown in figure 1. Another way to analyze the observational viability of the model is the study of $r - n_s$ and $r - n_T$ behaviors. To this end, we plot $r - n_s$ behavior in the background of the Planck2018 TT, TE, EE+lowE+lensing+BAO+BK14 data in figure 2. We also plot $r - n_T$ behavior in the background of the Planck2018 TT, TE, EE+lowE+lensing+BK14+BAO+LIGO & Virgo2016 data in figure 3. Figures 2 and 3 have been plotted for $0.6 < \beta < 1$ and $\alpha < 10^{50}$. Our numerical analysis shows that the intermediate DBI model in the presence of a minimal length is consistent with the both Planck2018 TT, TE, EE+lowE+lensing+BAO+BK14 data and Planck2018 TT, TE, EE

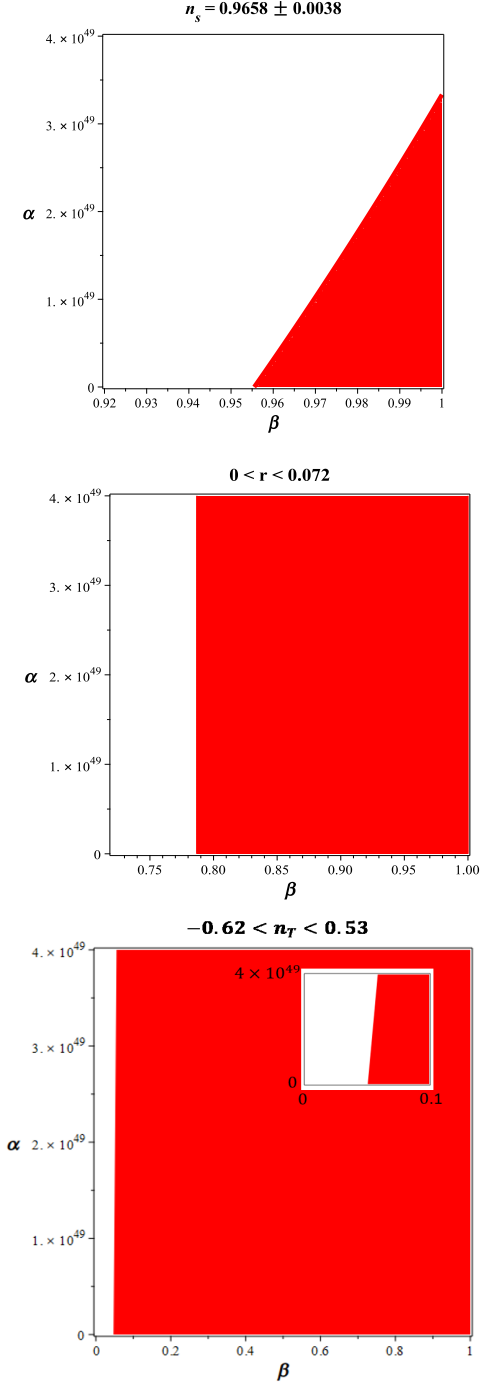


Fig. 1: Ranges of the parameters α and β leading to the observationally viable values of the scalar spectral index (upper-left panel), tensor-to-scalar ratio (upper-right panel), and the tensor spectral index (lower panel) in the intermediate DBI model in the presence of a minimal measurable length.

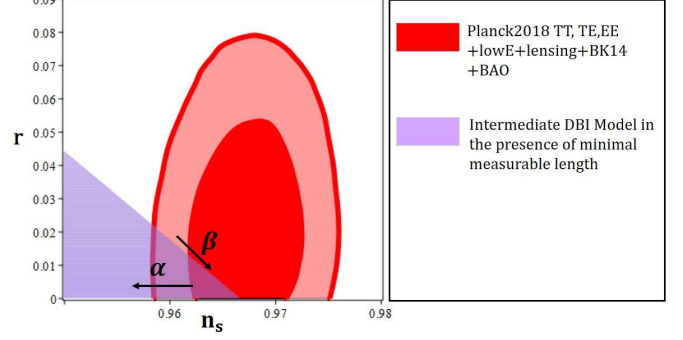


Fig. 2: Tensor-to-scalar ratio versus the scalar spectral index for the intermediate DBI model in the presence of a minimal measurable length, in the background of Planck2018 TT, TE, EE + lowE+lensing+BK14 + BAO data. The arrows show the direction where the parameters increase.

+lowE+lensing+BK14 +BAO+LIGO & Virgo2016 data if $0.93 \leq \beta < 1$.

To find some specified constraints on the model's parameters, we have adopted some sample values of the intermediate parameter as $\beta = 0.94, 0.96$, and 0.98 . By these adopted values of β , we have obtained some constraints on the parameter α , in comparison with the Planck2018 TT, TE, EE + lowE + lensing + BAO + BK14 data and Planck2018 TT, TE, EE + lowE + lensing + BK14 + BAO + LIGO & Virgo2016 data at 68% CL and 95% CL. The results are summarized in Table 1. Note that, although by analyzing the tensor spectral index we find the upper bound on the deformation parameter α to be of the order of 10^{53} , for some domains within this range the scalar spectral index is not observationally viable. In this regard, to get the observationally viable range of α , we should consider all three perturbation parameters (scalar spectral index, tensor spectral index, and tensor-to-scalar ratio). In this way, from our analysis, we find that the observationally viable upper bound on the deformation parameter is of the order of 10^{48} at 68% CL and 10^{49} at 95% CL. This is consistent with other studies, see for instance [40].

Summary and Conclusion. – In this work, we have studied the intermediate DBI inflation in the presence of a natural cutoff as a minimal measurable length. By reviewing the DBI model, we have presented the main equations of the model and also some important inflation observables such as the scalar spectral index, tensor spectral index and the tensor-to-scalar ratio. After that, we reconstructed the model with e-folds number and re-formulated the slow-roll parameters in terms of the Hubble parameter and its derivatives. In this way, we

Table 1: The ranges of the parameter α in which the tensor-to-scalar ratio and the scalar spectral index of the intermediate DBI model in the presence of a minimal measurable length are consistent with different data sets.

β	Planck2018 TT,TE,EE+lowE +lensing+BK14+BAO	Planck2018 TT,TE,EE+lowE +lensing+BK14+BAO	Planck2018 TT,TE,EE+lowE lensing+BK14+BAO +LIGO&Virgo2016	Planck2018 TT,TE,EE+lowE lensing+BK14+BAO LIGO&Virgo2016
	68% CL	95% CL	68% CL	95% CL
0.94	not consistent	$0 < \alpha < 1.15 \times 10^{49}$	$0 < \alpha < 5.18 \times 10^{52}$	$0 < \alpha < 1.05 \times 10^{53}$
0.96	$0 < \alpha < 5.04 \times 10^{48}$	$0 < \alpha < 2.67 \times 10^{49}$	$0 < \alpha < 7.15 \times 10^{52}$	$0 < \alpha < 1.80 \times 10^{53}$
0.98	$0 < \alpha < 1.84 \times 10^{48}$	$0 < \alpha < 4.28 \times 10^{49}$	$0 < \alpha < 7.85 \times 10^{52}$	$0 < \alpha < 4.29 \times 10^{53}$

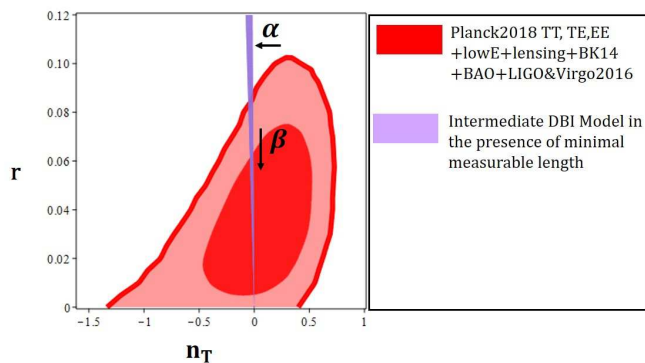


Fig. 3: Tensor-to-scalar ratio versus the tensor spectral index for the intermediate DBI model in the presence of a minimal measurable length, in the background of Planck2018 TT, TE, EE +lowE+lensing+BK14 +BAO+LIGO & Virgo2016 data. The arrows show the direction where the parameters increase.

have prepared ourselves to consider the intermediate scale factor in the DBI inflation model. Then, by considering that the presence of a minimal measurable length modifies the momentum operator, we have presented the modified form of the wave number. This is an important point in our setup. The reason is that to obtain the scalar and tensor spectral indices, the wave number plays a crucial role. In this regard, we have obtained these parameters by using the modified wave number and in this way, the effects of a minimal measurable length have been included in the perturbation parameters n_s and n_T . Then, we considered an intermediate scale factor and obtained the slow-roll parameters in terms of the intermediate parameter. In this way, the perturbation parameters have been expressed in terms of the deformation and intermediate parameters. Finally, we have performed a numerical analysis on the model's parameters and compared the results with Planck 2018 different joint

data sets. In this regard, by using the observational constraints on the perturbation parameters, implied by Planck2018 TT, TE, EE +lowE +lensing +BAO+ BK14 data and Planck2018 TT, TE,EE +lowE+lensing+BK14 +BAO+LIGO & Virgo2016 data, we have obtained the ranges of the deformation parameter α and intermediate parameter β , leading to observationally viable values of r , n_s , and n_T . We have also explored $r - n_s$ behavior in the background of Planck2018 TT, TE, EE +lowE +lensing +BAO+ BK14 data and $r - n_T$ behavior in the background of Planck2018 TT, TE,EE +lowE+lensing+BK14 +BAO+LIGO & Virgo2016 data at 68% CL and 95% CL. By adopting some sample viable values of β as $\beta = 0.94, 0.96$, and 0.98 , we have obtained some constraints on the deformation parameter α . According to our numerical analysis, the intermediate DBI inflation model in the presence of a minimal measurable length is observationally viable if the upper bound on the deformation parameter is of the order of 10^{48} at 68% CL and 10^{49} at 95% CL.

Acknowledgement

We thank the referee for the insightful comments that have improved the quality of the paper. This research work has been supported by a research grant from the University of Mazandaran.

Data availability statement All data generated or analyzed during this study are included in this article.

REFERENCES

- [1] A. GUTH, *Phys. Rev. D*, **23** (1981) 347.
- [2] A. D. LINDE, *Phys. Lett. B*, **108** (1982) 389.
- [3] A. ALBRECHT and P. STEINHARD, *Phys. Rev. D*, **48** (1982) 1220.
- [4] A. D. LINDE, *Particle Physics and Inflationary Cosmology* (Harwood Academic Publishers, Chur, Switzerland) 1990.
- [5] A. LIDDLE and D. LYTH, *Cosmological Inflation and Large-Scale Structure* (Cambridge University Press) 2000.

- [6] J. E. LIDSEY, A. R. LIDDLE, E. W. KOLB, E. J. COPELAND, T. BARREIRO and M. ABNEY, *Rev. Mod. Phys.*, **69** (1997) 373.
- [7] A. RIOTTO, [arXiv:hep-ph/0210162] (2002).
- [8] D. H. LYTH and A. R. LIDDLE, *The Primordial Density Perturbation* (Cambridge University Press) 2009.
- [9] J. M. MALDACENA, *JHEP*, **0305** (2003) 013.
- [10] E. SILVERSTEIN and D. TONG, *Phys. Rev. D*, **70** (2004) 103505.
- [11] X. CHEN, M.-X. HUANG, S. KACHRU and G. SHIU, *JCAP*, **0701** (2007) 002.
- [12] M. ALISHAHIHA, E. SILVERSTEIN and D. TONG, *Phys. Rev. D*, **70** (2004) 123505.
- [13] X. CHEN, *J. High Energy Phys.*, **0508** (2005) 045.
- [14] K. NOZARI and N. RASHIDI, *Phys. Rev. D*, **88** (2013) 084040.
- [15] R. AMANI, K. REZAZADEH, A. ABDOLMALEKI and KAY-OOMARS KARAMI, *AstroPhys. J.*, **853** (2018) 188.
- [16] S. RASOULI, K. REZAZADEH, A. ABDOLMALEKI and K. KARAMI, *Eur. Phys. J. C*, **79** (2019) 79.
- [17] K. NOZARI and N. RASHIDI, *The Astrophysical Journal*, **882** (2019) 78.
- [18] N. RASHIDI and K. NOZARI, *Eur. Phys. J. C*, **81** (2021) 834.
- [19] M. J. DUFF, *Nucl. Phys. B*, **125** (1997) 334.
- [20] S. NOJIRI and S. D. ODINTSOV, *IJMPA*, **17** (2002) 4809.
- [21] S. NOJIRI and S. D. ODINTSOV, *Phys. Lett. B*, **571** (2003) 1.
- [22] N. RASHIDI, *The Astrophysical Journal*, **914** (2021) 29.
- [23] G. VENEZIANO, *EPL*, **2** (1986) 3.
- [24] D. AMATI, M. CIALFALONI, and G. VENEZIANO, *Phys. Lett. B*, **197** (1987) 81.
- [25] D. J. GROSS and P. F. MENDE, *Phys. Lett. B*, **197** (1987) 129.
- [26] D. AMATI, M. CIALFALONI, and G. VENEZIANO, *Phys. Lett. B*, **216** (1989) 41.
- [27] K. KONISHI, G. PAFFUTI, and P. PROVERO, *Phys. Lett. B*, **234** (1990) 276.
- [28] M. MAGGIORE, *Phys. Lett. B*, **304** (1993) 65.
- [29] S. CAPOZZIELLO, G. LAMBIASE, and G. SCARPETTA, *IJTP*, **39** (2000) 15.
- [30] M. MAGGIORE, *Phys. Lett. B*, **319** (1993) 83.
- [31] M. MAGGIORE, *Phys. Rev. D*, **49** (1994) 5182.
- [32] S. HOSSENFELDER, *CQG*, **29** (.) 2012115011.
- [33] S. HOSSENFELDER, *Living Rev. Relativ*, **16** (2013) .
- [34] F. SCARDIGLI, *Phys. Lett. B*, **452** (1999) 39.
- [35] A. KEMPF, G. MANGANO and R. B. MANN, *Phys. Rev. D*, **52** (1995) 1108.
- [36] K. NOZARI and A. ETEMADI, *Phys. Rev. D*, **85** (2012) 104029.
- [37] M. ROUSHAN and K. NOZARI, *AHEP*, **2014** (Article ID 353192) .
- [38] K. NOZARI and M. ROUSHAN, *IJGMMP*, **13** (2016) 1650054.
- [39] M. ROUSHAN and K. NOZARI, *IJGMMP*, **15** (2018) 1850136.
- [40] M. ROUSHAN and K. NOZARI, *EPJC*, **79** (2019) 212.
- [41] N. AGHANIM, Y. AKRAMI, M. ASHDOWN, ET AL., [arXiv:1807.06209] (2018).
- [42] Y. AKRAMI, F. ARROJA, M. ASHDOWN, ET AL., [arXiv:1807.06211] (2018).
- [43] P. A. R. ADE, M. ARNAUD, M. ASHDOWN, J. AUMONT, C. BACCIGALUPI, *et al.*, *Astron. Astrophys.*, **594** (2016) A20.
- [44] K. BAMBA, S. NOJIRI, S. D. ODINTSOV and D. SÁEZ-GÓMEZ, *Phys. Rev. D*, **90** (2014) 124061.
- [45] S. D. ODINTSOV and V. K. OIKONOMOU, *Annals of Physics*, **363** (2015) 503.
- [46] M. CAVAGLIA, S. DAS and R. MAARTENS, *Class. Quant. Grav*, **20** (2003) L205.
- [47] A. TAWFIK, H. MAGDY and A. FARAG ALI, *Gen. Rel. Grav*, **45** (2013) 1227.