

---

# AdaMR: Adaptable Molecular Representation for Unified Pre-training Strategy

---

**Yan Ding**

Jiangsu Institute of  
Sports and Health

**Hao Cheng**

Jiangsu Institute of  
Sports and Health

**Ziliang Ye**

Southeast University

**Ruyi Feng**

Southeast University

**Zhongze Gu\***

Southeast University

## Abstract

We propose a new large-scale molecular model, named AdaMR, which stands for **A**djustable **M**olecular **R**epresentation for Unified Pre-training Strategy. Unlike recent large-scale molecular models that use a single molecular encoding, AdaMR employs a granularity-adjustable molecular encoder, learning molecular representations at both the atomic and substructure levels. For the pre-training process, we designed a task for molecular canonicalization, which involves transforming multiple generic molecular representations into canonical representations. By adjusting the granularity of molecular encoding, the trained model can improve the effects on multiple downstream tasks, such as model attribute prediction and molecule generation. Substructure-level molecular representation retains information of specific atom groups or arrangements that determine chemical properties and have similar functions, which is beneficial for tasks like property prediction. Meanwhile, atomic-level representation, combined with generative molecular canonicalization pre-training tasks, enhances the validity, novelty, and uniqueness in generative tasks. These features of AdaMR demonstrate its strong performance in numerous downstream tasks. We use different molecular properties prediction tasks on six different datasets on MoleculeNet and two generative tasks on ZINC250K dataset to evaluate our proposed molecular encoding and pre-training methods, and obtain state-of-the-art (SOTA) results on five of these tasks.

# Introduction

The drug development cycle is an exceptionally protracted and intricate process, spanning several decades from the initial discovery to market availability of a new drug. However, recent advancements in small molecule computer modeling and analysis have revolutionized this timeline, enabling a significant reduction in drug discovery time. This achievement is primarily attributed to the capability of these computer models to efficiently explore and generate novel molecular compositions derived from known molecules. By leveraging these models, researchers can identify rational molecular structures that were previously absent from their molecular libraries. This transformative approach not only accelerates drug discovery but also enhances the likelihood of uncovering innovative and more effective pharmaceutical compounds.

One of the essential steps in applying computer model in molecule analysis is indicating small molecules as vectors, making them identifiable and calculable by computer. Previously, the well-known representing method, molecular fingerprints, encodes small molecules into binary vectors based on pre-defined rules[1]. Although fingerprints can represent the presence of the substructures in the molecules, they suffer from bit collisions and vector sparsity, limiting their representation power. Later, researchers began using deep learning models to obtain continuous vector representations of molecule sequences in a low-dimensional dense space to deal with bit collisions and vector sparsity[2, 16, 17, 18].

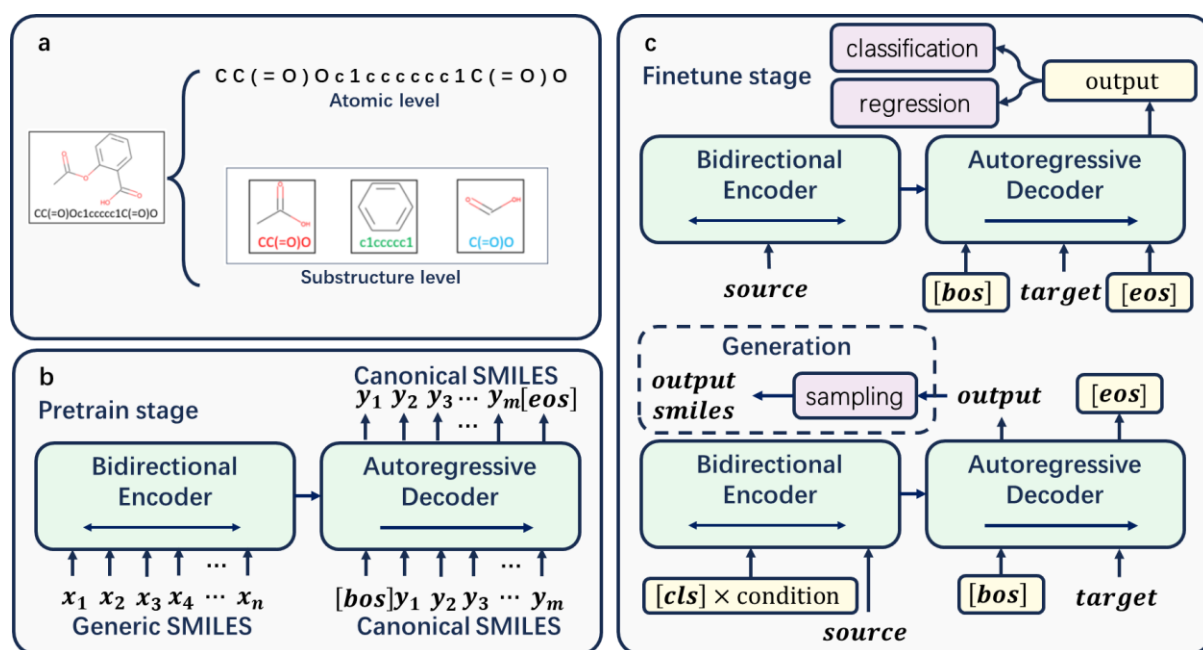
Simplified Molecular Input Line Entry System (SMILES)[3] is often utilized as original molecule sequence representation. This method employs a series of characters to denote the atoms and chemical bonds within a molecule. A key characteristic of SMILES is its conciseness. It is capable of depicting highly complex chemical structures with a minimal number of characters, making it exceedingly valuable in cheminformatics and drug design. Additionally, SMILES supports the representation of stereochemistry, such as distinguishing chiral centers. It is noteworthy that a molecule typically has multiple valid SMILES strings, which we refer to as generic SMILES. For instance, CCO, OCC, and C(O)C all represent the structure of ethanol. Canonicalization algorithms have been proposed to generate a uniform SMILES, known as canonical SMILES. These algorithms first convert the SMILES to an internal representation of the molecular structure, and then examine that structure to produce a canonical SMILES string. Various algorithms for generating canonical SMILES have been developed and include those by Daylight Chemical Information Systems, OpenEye Scientific Software, MEDIT, Chemical Computing Group, MolSoft LLC, and the Chemistry Development Kit. Current research tends to focus on canonical SMILES and does not explore the abundant information in the representation of generic SMILES.

The string sequence encoding of molecules must be converted into numerical symbols before it can be utilized by computer models. sequence encoding methods also vary in granularity. Some methods directly split molecules into atomic granularity[4, 5, 6], while others choose functional groups as basic tokens[7]. Additionally, there are other representation methods for small molecules, such as graph structures, where atoms are treated as nodes and bonds as edges[8]. In recent years, the approach of fine-tuning a pretrained large model to achieve multiple downstream tasks has been proven to perform better in various fields[9, 10, 11, 15]. In the field of biochemistry, the existing pretrained large models only utilized a fixed granularity for encoding small molecules and overlooked the diversity of molecular structure representation. XMOL[4] designs a generative molecular pretraining model using atomic level encoder. Due to its generative pre-training task design, it performs well in generative tasks. However, its performance is mediocre in property prediction tasks. Besides, Group SELFIES[7], utilizing substructure-level representation encoding, enhanced the model's ability to learn representation distributions on generic molecular datasets. However, it did not conduct extensive research on various types of downstream tasks. Therefore, a single molecular encoding method and a universal molecular structure representation may not be widely applicable to different downstream tasks, and may cause information loss during the encoding process, resulting in some downstream tasks being unable to achieve SOTA performance. This results in the inability to unify the SOTA results of various downstream tasks in practical multi-objective applications.

In this study, we designed an adjustable molecule encoding method that encodes molecules in a unified pattern during pretraining, probabilistically breaking down substructures into atomic-level structures, but adjusts the granularity of the encoding during downstream task training to enhance the model's understanding of the task. Encodings of different granularities play distinct roles. Substructure-level molecular representation retains information of specific atom groups or arrangements that determine chemical properties and have similar functions, which is beneficial for tasks like property prediction. Atomic-level representation enhances the novelty and uniqueness in generative tasks. Additionally, We designed a task for molecular canonicalization during the pre-training phase, utilizing the non-uniqueness of generic SMILES representation to convert multiple generic SMILES, which represent the same molecule, into the canonical SMILES of that molecule. On one hand, this task itself is akin to generating a complete molecule, thereby enhancing the model's capability for molecular generation. On the other hand, the unique design of this task enables the model to learn the rich intrinsic positional correlation information within SMILES representations.. We validated its effectiveness through downstream tasks such as classification, regression, and generation. We found a significant correlation between small molecule encoding methods and task design with the performance of downstream tasks.

The key contributions of our work are as follows:

- Propose a granularity-adjustable encoding method for small molecules, which learns the distribution of representations at various granularities in a unified manner during the pre-training phase, And apply different encoding granularity in different downstream tasks.
- We designed a pre-training task for molecular canonicalization. This task, which generates canonical SMILES from generic SMILES, enables the model to deeply understand the intrinsic correlation features within molecular sequences while enhancing its capability to perform generative tasks.



**Figure 1:** a) Molecular encoding methods with different granularities. Atomic-level encoding involves breaking down the molecule into individual atoms. Substructure-level encoding means breaking down the molecule into substructures that retain fundamental characteristics, such as a benzene ring. b) The encoder-decoder Transformer model in pre-training strategy. During the pre-training phase, we conduct a molecular canonicalization task, wherein the input is generic molecules, and the output is canonicalized molecules. c) Model fine-tuning in different downstream tasks. There are two types of tasks, property prediction, and molecular generation, corresponding to three fundamental tasks: classification, regression, and generation. For these tasks, we have devised different training strategies based on the AdaMR model architecture and pre-training tasks to ensure the full utilization of AdaMR's advantages.

# Materials and methods

This chapter will provide a detailed introduction to our proposed AdaMR architecture. In general, we present a novel molecular pre-training method using adjustable molecular encoding and a specific molecular canonicalization task to train a Transformer model with an Encoder-Decoder architecture. **Figure 1** illustrates the overall structure of AdaMR. We train our model using the entire ZINC20 dataset[12]. The adjustable molecular encoding consists primarily of two modes: atomic-level encoding and substructure-level encoding. During the pre-training phase, we encode molecular SMILES representations using substructure-level encoding and, with a 0.1 probability, degrade the encoded tokens to atomic-level encoding. This approach allows the pre-training model to learn both encoding types. In the fine-tuning strategy, for downstream tasks including property prediction and molecule generation, we train and evaluate the model using substructure-level encoding. And for molecular generation tasks, we train and evaluate the model using atomic-level encoding.

## Network Architecture

### Granularity-adjustable molecular tokenizer

To maximize the utilization of feature information at both the atomic and molecular substructure levels within pre-trained models, we introduce a novel approach called "granularity-adjustable molecular tokenization." This method draws inspiration from the concept of SMILES Pair Encoding[13], a pioneering technique in the realm of chemical informatics. SMILES Pair Encoding first establishes a vocabulary of high-frequency SMILES substrings by mining a large chemical dataset. Subsequently, this learned vocabulary is harnessed for the tokenization of SMILES in deep learning models. What sets this tokenization method apart is its ability to capture information at a granularity beyond the atomic level, analogous to the relationship between phrases and words in natural language.

During the pre-training phase, we introduce a substructure dropout mechanism within the tokenizer. This means that when tokenizing a small molecule's SMILES, there is a probability of reverting to atomic-level tokenization. This dynamic dropout strategy is pivotal in enabling the pre-training process to simultaneously acquire feature information at both atomic and molecular substructure levels. When deploying the model for downstream tasks, we adjust the dropout probability, setting it to either 0 or 1, depending on the specific requirements of the task at hand. This adaptive approach ensures optimal model performance across a diverse array of downstream applications.

## Transformer backbone

Transformer[14] is an artificial intelligence model based on deep learning, mainly used to process sequence data in multiple fields including natural language processing. The whole structure of the Transformer model is an Encoder and a Decoder. The Encoder encodes the input sequence data to obtain a high-dimensional vector representation; The Decoder decodes this high-dimensional vector to obtain an output. Transformers has strong generalization ability, can handle long sequence data, and can be applied to multiple tasks including generation and classification. The commonly used transformer architectures currently include the Encoder-only structure, Decoder-only structure, and Encoder-Decoder structure. The performance of these three structures will be affected differently due to different task types. The Encoder only structure has flaws in generating tasks, while the Decoder-only structural model is unable to obtain contextual information of the input sequence. The Encoder-Decoder structure excels in understanding complex inputs and providing relevant outputs[10]. Because our model not only used for molecule generation tasks, but also need to Predict molecular properties, our model adopts an Encoder-Decoder architecture that excels in handling complex inputs and providing corresponding outputs. The specific tasks that the model needs to handle will be explained in the next chapter.

The core of our model employs a Transformer encoder-decoder structure, consisting of 12 layers, with each layer incorporating 12 attention heads. The hide-size is set to 768 and dropout rate is set to 0.1. We use learnable absolute position embedding. This configuration facilitates the extraction of key features from molecular SMILES. Notably, in the stage of downstream tasks, different modules are appended to effectively handle the decoder's output vector at the output stage of the decoder, tailored to meet the unique demands of diverse downstream tasks.

## Pre-training Strategy

In this chapter, we will provide a detailed description of our pre-training strategy. We believe that a good molecular pre-training model needs to have a deep understanding of the relationships between molecular atoms and be capable of generating complete, rational, and canonical molecular structures under given preconditions. Inspired by the relationship between generic SMILES and canonical SMILES, we designed a pre-training task for molecular canonicalization to unify these objectives. Specifically, for a molecule, we first use RDkit to obtain multiple generic SMILES representations and a unique canonical SMILES representation of that molecule. Then, we select N of these generic SMILES and pair them with the canonical SMILES to form N sample pairs, which serve as the training data. The training objective of the model is to input generic SMILES and output canonical SMILES. This pre-training strategy not only meets the aforementioned objectives but also expands

the training dataset, allowing the model to fully learn the intrinsic information of the SMILES structure. Due to resource limitations, we heuristically set  $N$  to 3 and use the model configured this way for subsequent downstream task experiments.

We conducted a series of statistical analysis and processing on the Zinc20 dataset to determine the pre-training hyperparameters. Firstly, we analyzed the length of 1.87 billion molecular data to determine the distribution of molecular lengths. We adjusted the max sequence length so that 99% of the molecules in the dataset were within the max sequence length. We collected the 1% of excessively long molecular sequences as a separate dataset for later independent training, in order to save GPU memory and computational complexity.

## **Downstream tasks**

To verify the effectiveness of our proposed molecular encoding strategy and pre training task, and to validate the performance of the proposed model, we conducted a comprehensive range of experiments on various downstream tasks. These tasks encompassed molecular property prediction and molecule generation. Since there can be multiple alias generated from a single canonical original SMILES, and we expect to obtain standardized smiles representations in downstream generation tasks, and reduce the complexity of sampling space in molecular generation tasks. We perform model pre-trained by N-to-1 Smiles-alias conversion task for fine-tuning to complete various downstream tasks.

### **molecule property prediction**

In terms of property prediction, we distinguish between regression tasks and classification tasks. These downstream tasks share the same initial processing steps, differing primarily in the output layer dimensions. We input the molecular representations that have been encoded into the Encoder. Simultaneously, we insert the encoded molecular start position with "[bos]" and the end position with "[eos]" before feeding them into the Decoder. Subsequently, we obtain the feature vector at the last position of the autoregressive process. This feature vector is then fed into the downstream task head for property prediction. the models were trained with cross-entropy loss and their performance was evaluated using ROC-AUC, following the established benchmarks in MoleculeNet. As for regression tasks, the models were trained using mean squared error (MSE) loss and their performance was assessed using root mean squared error (RMSE). All experiments used single SMILES as input.

## Molecular generation

Following the experimental design and dataset creation method of XMOL[x-mol], we conducted three generative tasks based on zinc250k, which are distribution learning-based generation, goal-directed molecule generation, and molecule optimization.

### Distribution learning-based Generation

The task aims to enable the model to learn the distribution of molecular representations in the dataset and to generate molecules that conform to this distribution. During the training phase, the Encoder inputs a [cls] token, and the starting position of SMILES is introduced into the Decoder with a [bos] token, predicting the molecular representation in an autoregressive manner. The sampling method during the generation phase is random sampling. Validity, Uniqueness, and Novelty are used as evaluation metrics.

### Goal directed molecule Generation

This task is designed to provide conditions to guide the molecule generation task. During the training phase, it proceeds in the same way as distribution learning-based generation, with the sole difference being that the [cls] token input into the Encoder now includes condition feature information. This is specifically achieved by multiplying the feature vectors to guide the molecule generation. The sampling method is random sampling. For this task, we evaluate the number of molecules that satisfy the condition in the TOP5 after sorting the generated molecules according to the condition.

## Data collection

ZINC20 is an expansive, publicly accessible database housing an astonishing assembly of around 1.87 billion meticulously annotated, commercially viable molecules. It emerges as a monumental and invaluable resource, purposefully designed to catalyze advancements in the realm of ligand discovery. ZINC20 provides a multi-dimensional perspective on the structural and chemical attributes of these molecules. The comprehensiveness and scale of ZINC20 render it a treasure trove for researchers and scientists in fields such as chemistry, pharmaceuticals, and materials science. With such an extensive dataset at their disposal, researchers can delve deep into ligand discovery, drug design, and molecular research.

For pre-training strategy, The compact and information-rich SMILES notation encodes the structural and chemical properties of molecules in a human-readable format. By thoughtfully curating and organizing this data, models are equipped with the semantic foundation they need to understand and manipulate molecular structures, predict properties, and contribute to the development of novel



pharmaceuticals and materials. In this work, we use the full set of SMILES molecular representations from the ZINC20 database for training pre-trained models.

For downstream tasks, molecular property prediction holds significant importance in the field of drug discovery, and MoleculeNet serves as a widely recognized benchmark for evaluating the performance of molecular property prediction models. It encompasses a collection of datasets that capture various molecular attributes. To enable a comprehensive comparison with the baseline models, we specifically selected six commonly used sub-datasets from MoleculeNet. Out of these, four datasets were utilized for molecular property classification tasks, namely BACE, BBBP, and ClinTox. Additionally, three datasets were chosen for molecular property regression tasks, namely ESOL, FreeSolv, and Lipophilicity. Details of these datasets are as follows.

**BACE:** The BACE dataset consists of 1522 molecules, each accompanied by binary labels for classification task that indicate their binding affinity with human  $\beta$ -secretase 1 (BACE-1). These labels are derived from experimental values reported in scientific literature over the past decade and are utilized for classification tasks.

**BBBP:** The BBBP dataset consists of more than 2000 compounds, each accompanied by binary labels for classification task that indicate their permeability characteristics across the blood-brain barrier. The data originates from a research study focused on modeling and predicting barrier permeability.

**ClinTox:** The ClinTox dataset consists of two distinct sub-datasets designed for classification tasks. It serves as a comparative analysis between FDA-approved drugs and drugs that encountered clinical trial failures due to toxicity. The dataset comprises 1491 known drug structures, each associated with binary labels indicating drug toxicity and FDA approval status.

**ESOL:** The ESOL dataset comprises a collection of 1128 compounds and serves as the basis for a regression task aimed at estimating the solubility in water using the compound's SMILES representation.

**FreeSolv:** The FreeSolv dataset offers hydration free energy values in water for regression task for over 600 small molecules. The measured solvation energies of the compounds serve as the task labels.

**Lipophilicity:** The Lipophilicity dataset encompasses experimental data on octanol/water partition coefficients for 4200 compounds derived from the ChEMBEL dataset. These data points are employed for regression tasks.

The specific details and usage of the used datasets is shown in **Table 1**.

**Table 1:** The scale and role of the dataset used in the experiment

Dataset	Samples amount	Usage
<b>ZINC20</b>	1.87billion	Pre-training
<b>ZINC250K</b>	249455	Generation
<b>BACE</b>	1513	Classification
<b>BBBP</b>	2039	Classification
<b>Clintox</b>	1478	Classification
<b>ESOL</b>	1128	Regression
<b>FreeSolv</b>	642	Regression
<b>Lipophilicity</b>	4200	Regression

And we utilized the ZINC250K dataset for molecular generation tasks. The ZINC250K database is a curated collection of chemical compounds designed to be a representative set of commercially available chemical samples for virtual screening. It is a subset of the larger ZINC database, which is a free database of commercially-available compounds for virtual screening. ZINC250K contains approximately 250,000 compounds. These compounds are selected to represent the diversity of structures available in the larger ZINC database. These compounds are chosen based on their "lead-likeness" or "drug-likeness," referring to properties that make molecules suitable for further development in the drug discovery process. The ZINC250K dataset is often used for high-throughput virtual screening and for training computational models that predict the biological activity of molecules. It is also used for benchmarking new computational methods in cheminformatics and drug discovery.

## Result

### Experiment environment

We used PyTorch framework with cuda 11.6 to implement the whole pre-training model and the specific downstream tasks. For each downstream task with pre-training, we used Tesla V100 GPU (32GB) to train the model simultaneously, and the pre-training stage used 16 GPUs and took almost 240 hours.

## Classification

For property prediction, there are two types of tasks: classification and regression tasks. These two types of tasks differ in the model in terms of the output dimensions of the task head and the evaluation metrics used.

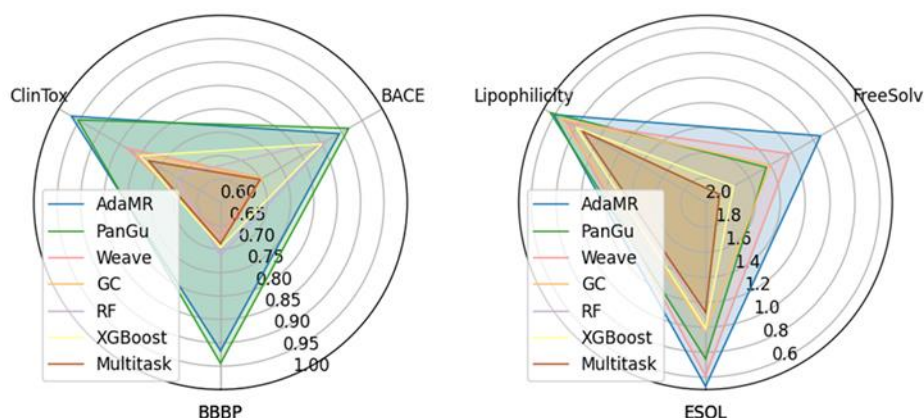
For the classification tasks, we validated the performance using three subtasks from the MoleculeNet dataset: BACE, BBBP, and ClinTox. We followed the scaffold split processing method of MoleculeNet[MoleculeNet] for these three datasets, dividing the datasets into training and test sets in 8:2 ratio using the scaffold approach. Given the small size of these datasets, we perform a data augmentation step before training. The method of data augmentation involves generating different valid SMILES representations for each molecule in the training set using the RDkit tool, and incorporating these SMILES representations into the training set.

For the model, since our overall pre-training architecture is an Encoder-Decoder, in downstream property prediction tasks, we mimic the training method of the pre-training task. The Encoder inputs SMILES, and the Decoder inputs SMILES with [bos] at the beginning and [eos] at the end. We take the Decoder output vector corresponding to the position of [eos] as the input for the classification head. For the classification head, following Huggingface's implementation approach for downstream task heads of pre-trained models, we add two fully connected layers with a tanh activation function in between. The encoding method for SMILES is set to substructure-level encoding. The evaluation metric used is the ROC-AUC score, where a higher score indicates better performance. **Figure 2** shows the results and comparison with existing research.

In classification tasks, our model achieved ROC-AUC scores of 0.917 and 0.894 on the BBBP and BACE datasets, respectively, approaching the current state-of-the-art (SOTA) results (PanGu, 0.944 and 0.917). On the ClinTox dataset, the ROC-AUC score was 0.969, surpassing PanGu's 0.953.

## Regression

For the regression tasks, we evaluated the performance using three subtasks from the MoleculeNet dataset: ESOL, FreeSolv, and Lipophilicity. We processed these three datasets using a random split method, dividing them randomly into training and test sets in an 8:2 ratio. Due to the small size of these datasets, we performed a step of data augmentation before training. The data augmentation method is consistent with that used in the classification tasks for property prediction. The structure of the downstream task head is the same as for the classification tasks. The encoding method for SMILES is set to substructure-level encoding. The evaluation metric used is RMSE (Root Mean Square Error), where a lower score indicates better results. **Figure 2** shows the results and comparison with existing research.



**Figure 2:** Comparison of the performance of our proposed model and various benchmark models in downstream tasks of molecular property prediction.

In regression tasks, AdaMR achieved RMSE (Root Mean Square Error) scores of 0.525, 0.933, and 0.593 on the ESOL, FreeSolv, and Lipophilicity datasets, respectively. In each dataset, AdaMR outperformed the state-of-the-art (SOTA) results to varying degrees.

Our experimental results demonstrate the superiority of AdaMR. From the Results section, among all six attribute prediction tasks, three achieved state-of-the-art (SOTA) results. On the ClinTox dataset, there was a 1.6% increase in ROC-AUC compared to the best existing result; on the ESOL dataset, the RMSE decreased by 9.48% relative to the best result; and on the FreeSolv dataset, we observed an 18.87% reduction in RMSE. In the other three tasks, we achieved metrics that were closest to the best results. It is noteworthy that, while PanGu achieves state-of-the-art (SOTA) results in classification tasks, its performance in regression tasks is suboptimal. In contrast, AdaMR demonstrates strong performance, achieving results close to or surpassing SOTA in both classification and regression tasks. This highlights the robust performance and adaptability of AdaMR across various downstream tasks.

## Distribution learning-based Generation

Molecular generation tasks can be divided into conditional and unconditional generation tasks. Unconditional generation can be seen as sampling from the output distribution of a pre-trained model to obtain molecules. The molecules generated in this way are consistent with the training data distribution, and thus this method can be referred to as Distribution learning-based Generation.

For Distribution learning-based Generation, we use the original ZINC250K dataset and randomly split it into training and test sets, with a ratio of approximately 8:2. In terms of the model, we use a standard pre-trained model without adding any additional modules. The Encoder inputs SMILES with

[cls] added at the beginning, while the Decoder inputs SMILES with [bos] at the beginning and [eos] at the end. The encoding method for SMILES is set to atomic-level encoding. For the Decoder's output probability distribution, random sampling is used to sample molecular tokens. The experimental results and comparison with existing research are shown in **Table 2**.

**Table 2:** Comparison of Results for Distribution Learning-based Generation

Method	Validity	Uniqueness	Novelty
JT-VAE	-	100%	100%
GCPN	20%	99.97%	100%
MRNN	65%	99.89%	100%
GraphNVP	-	94.89%	100%
GraphAF	68%	99.10%	100%
X-MOL	85.28%	99.91%	100%
AdaMR	<b>90.7%</b>	99.1%	93.2%

In the generation task, Distribution learning-based Generation aims to learn molecular distributions from training data and evaluate model performance by randomly sampling molecules from the model's output distribution during the inference phase. We assess model performance using three metrics: validity, uniqueness, and novelty. These characteristics are interrelated in molecular design and evaluation. Validity ensures the practicality and efficiency of a molecule for its intended use, while uniqueness provides new properties distinct from existing molecules or drugs, and novelty drives scientific and technological advancement. Particularly in the competitive field of drug development, these traits are crucial for ensuring a molecule's market success. Looking at the generated results, AdaMR significantly enhances the validity of generated molecules while ensuring that uniqueness and novelty are above 90%. Such assessment outcomes demonstrate the high reliability of molecules generated by AdaMR. Overall, validity, novelty, and uniqueness are indeed interconnected; low validity suggests that the model has not fully understood the sequence structure information contained in the training data. On the other hand, molecules generated by the model tend to have more chaotic structures, which indeed can increase novelty and uniqueness metrics, but this is not our ultimate goal.

## Goal directed molecule Generation

Conditional generation tasks involve guiding the model to generate molecules that meet a given target. We conducted Goal directed molecule Generation work based on the ZINC250K dataset, focusing on the QED (Quantitative Estimate of Drug-likeness) attribute.

The QED attribute is a quantitative method used to estimate a compound's drug-likeness. This concept is based on the assumption that an ideal drug candidate molecule should maintain a balance among various chemical properties, including but not limited to molecular weight, lipophilicity, polarity, saturation, and aromaticity. QED evaluates a molecule's drug-likeness by considering these different properties and integrating them into a single score, usually ranging between 0 and 1, where higher scores indicate greater drug-likeness.

We made slight adjustments to the pre-trained model to adapt it to this task. We multiplied the embedding feature vector corresponding to the [cls] token with the QED attribute value of SMILES and inputted it into the Encoder. The Decoder inputs SMILES with [bos] and [eos] added at the beginning and end, respectively. Since the maximum QED value in the ZINC250K dataset samples is 0.948, we used this value for molecule generation during the evaluation phase. The encoding method for SMILES is set to atomic-level encoding. The evaluation results are shown in **Table 3**.

**Table 3:** Comparison of Results for Goal directed molecule Generation

Method	QED-1st	QED-2nd	QED-3rd
ZINC(Dataset)	<b>0.948</b>	<b>0.948</b>	<b>0.948</b>
JT-VAE	0.925	0.911	0.910
GCPN	<b>0.948</b>	0.947	0.946
MRNN	0.844	0.947	0.946
GraphAF	<b>0.948</b>	<b>0.948</b>	0.947
X-MOL	<b>0.948</b>	<b>0.948</b>	<b>0.948</b>
AdaMR	<b>0.948</b>	<b>0.948</b>	<b>0.948</b>

**Table 4:** The top 10 molecules with the highest QED values generated by AdaMR, with QED=0.948 as the goal.

TOP 10	QED
<chem>Cc1nn(C)c(Cl)c1COc1ccc2c(c1)CCC(=O)N2</chem>	0.9484

<chem>Cc1csc([C@H](C)NC(=O)[C@@H]2COc3ccccc3C2)n1</chem>	0.9482
<chem>O=C(NC[C@H]1COc2ccccc2O1)c1ccccc1Cl</chem>	0.9482
<chem>CCc1nn(C)cc1C(=O)Nc1nc(C(F)(F)F)cs1</chem>	0.9482
<chem>Cc1nnc(CNC(=O)N2CCC[C@@H]2c2ccccc2)s1</chem>	0.9481
<chem>O=C(NC[C@@H]1COc2ccccc2O1)[C@@H]1CCc2ccccc21</chem>	0.9480
<chem>O=C(NCC1Oc2ccccc2O1)c1cc2c(s1)CCC2</chem>	0.9480
<chem>Cc1cccc(C)c1NC(=O)CN1C(=O)COc2ccccc21</chem>	0.9480
<chem>Cc1ccc(C)c(CC(=O)Nc2nc3c(s2)COCC3)c1</chem>	0.9479
<chem>Cc1nc(NC(=O)N2CCC[C@H]2Cn2cccn2)sc1C</chem>	0.9479

The QED attribute values of the generated molecules ranked in the top ten are shown in Table 4. Regarding Goal-directed molecule Generation, this task is designed to enable the model to generate molecules that meet a specific set criterion. We employed the QED value as this criterion. After training, we used the optimal QED value of 0.948, found in the training data, as a conditional input. The results indicated that molecules generated by AdaMR possess superior QED property values. In the top 3 SMILES based on QED property values, all molecules generated by AdaMR had QED values above 0.948, surpassing other models. In the QED top 10 table, 80% of the molecules had QED properties exceeding 0.948, which is better than XMOL's 20%.

## Ablation on encoding methods:

**Table 5:** Comparison of metrics for atomic-level encoding and substructure-level encoding in property prediction tasks based on different encoding methods. For classification tasks, a higher ROC-AUC value indicates better performance. For regression tasks, a lower RMSE value indicates better performance.

Task type		AdaMR	
		atomic-level	substructure-level
Classification	BACE	0.858	<b>0.894</b>

(ROC-AUC)	BBBP	0.900	<b>0.917</b>
	ClinTox	0.961	<b>0.969</b>
	ESOL	0.540	<b>0.525</b>
Regression (RMSE)	FreeSolv	1.088	<b>0.933</b>
	Lipophilicity	0.776	<b>0.593</b>

**Table 6:** Comparison of metrics for atomic-level encoding and substructure-level encoding in Distribution learning-based Generation tasks.

Encoding Method	Validity	Uniqueness	Novelty
atomic level	<b>90.7%</b>	99.1%	93.2%
substructure level	18.3%	<b>100%</b>	<b>99.8%</b>

**Table 7:** The top ten molecules with the highest QED values generated by AdaMR encoding by substructure-level method, with QED=0.948 as the goal in goal directed molecule generation task.

TOP 10	QED
<chem>O=C1N[C@]2(CCCO2)CN1c1ccc(Cc2ccccc2)cn1</chem>	0.9482
<chem>COc1ccc(Br)cc1NC(=O)c1ccncc1</chem>	0.9477
<chem>CC(=O)C1CCN(C(=O)c2c[nH]c(-c3ccsc3)n2)CC1</chem>	0.9474
<chem>C[C@@H](C(N)=O)N1CCN(c2ccccc2)c2ccc(Cl)cc21</chem>	0.9461
<chem>Cc1ccc(N2CN[C@H](C3=Nc4ccccc4C3=O)C2)cc1</chem>	0.9459
<chem>Cc1ccc(NC(=O)Cc2ccc(F)cc2Cl)c([O-])c1</chem>	0.9451
<chem>C[C@@H](NC(=O)c1ccco1)C(=O)N1CCC[C@@H]1c1cccs1</chem>	0.9426
<chem>Cc1c(Cl)cccc1S(=O)(=O)NCc1cccs1</chem>	0.9424



<chem>[NH3+][C@H](c1cccc(Cl)c1Cl)N1CCC[C@H]1c1nncs1</chem>	0.9413
<chem>C[NH+](Cc1ccc(Br)o1)[C@H]1CCc2ccncn21</chem>	0.9413

---

We conducted ablation experiments on SMILES encoding to demonstrate the distinct roles of atomic level and substructure level information. We first performed ablation experiments with molecular encoding level on the six previously mentioned molecule property prediction datasets, and the experimental results are shown in **Table 5**. For property prediction tasks, the results obtained with substructure level encoding consistently outperformed those with atomic level encoding. Conversely, for generation tasks, the overall results of atomic level encoding were superior to substructure encoding. The properties of molecules are often determined by the properties of their functional groups and pharmacophore, and the molecular generation task requires focusing on the atomic-level molecular skeleton. This explains that the different granularity of molecular encoding causes the different performance of the model on the two types of downstream tasks.

The results of the ablation experiments on the molecular generation task are presented in Table 6, In downstream tasks of molecular generation, substructure level encoding methods achieve the highest level of novelty and uniqueness, but with low validity. This indicates that the model currently does not have strong performance in handling the concatenation of substructures represented by SMILES, but multiple combinations of substructures can be explored. Whether the generated molecules have practical significance remains to be verified. The novelty and uniqueness obtained by atomic level encoding methods are slightly lower than those obtained by substructure level encoding methods, but the generated SMILES strings have a 100% rationality, indicating that the generation model can generate effective molecular skeletons by learning atomic level molecular encoding. However, this also makes it easier for the model to learn the trends of molecular skeletons in the training data, resulting in the homogenization of generated molecules.

Table 7 presents the results of the ablation experiments on the goal directed molecular generation task. For goal directed molecular generation, using QED as the generation target as an example, substructure level encoding yields the best batch of molecules with QED values deviating from the target values greater than atomic level encoding. A larger encoding granularity results in the model not being able to learn atomic level information that affects QED values, while a smaller encoding granularity helps the model achieve higher performance in goal directed molecule generation tasks.

## Ablation on Pre-training tasks

To demonstrate the superiority of the pre-training task, we conducted an ablation experiment with a 1 to N pre-training strategy. We inverted the molecular canonicalization task, training the model in a

way that generates generic molecules from canonical ones. Comparative experiments were then conducted on the generative tasks. **Tables 8** and **Table 9** present the results of the ablation experiments on the DG and GG tasks.

**Table 8:** Ablation experiments on pre-training tasks. We trained two models: one for the molecular normalization task, i.e., N to 1; and another for the molecular generalization task, i.e., 1 to N. We set N as 3. We compared their performance on generation tasks. This table compares the performance in distribution learning-based generation.

Pre-training task	Validity	Uniqueness	Novelty
N to 1	<b>90.7%</b>	99.1%	93.2%
1 to N	84.7%	<b>99.8%</b>	<b>95.7%</b>

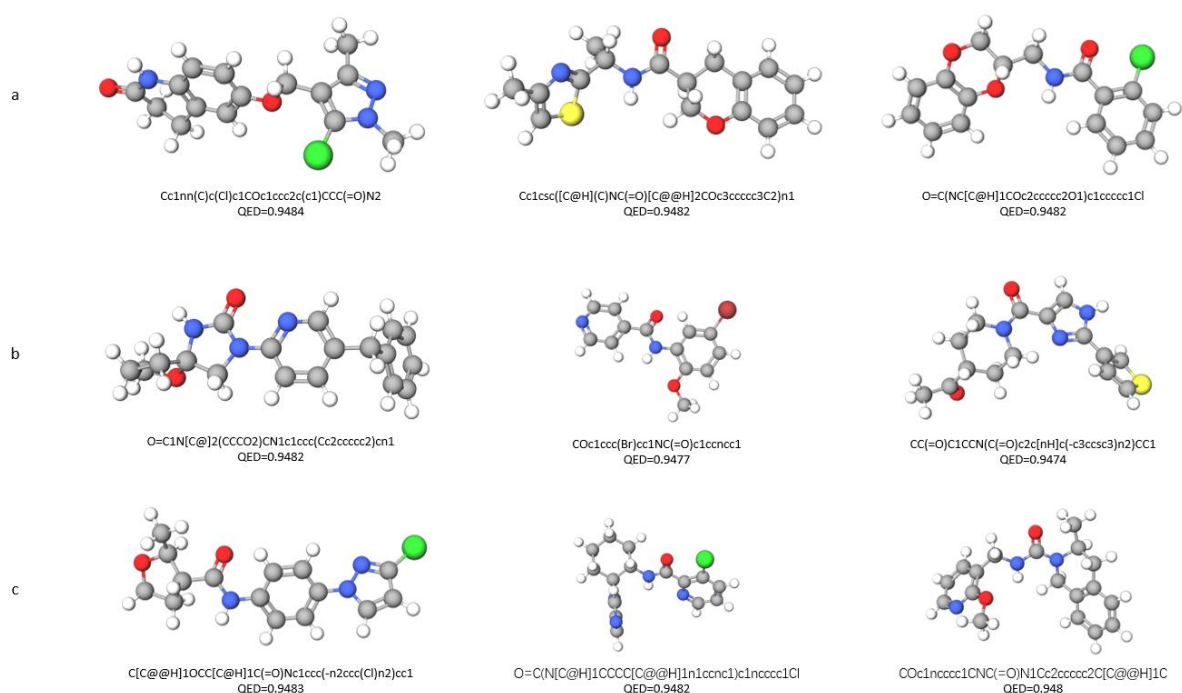
In the pre-training task of 1-N, the model generates equivalent SMILES aliases based on canonized SMILES, and samples the entire molecular space as much as possible by increasing the complexity of the sampling space. Therefore, when conducting downstream tasks of molecular generation, the high uniqueness and novelty of the molecules generated by the model pre-trained with 1 to N tasks is explainable. In the N to 1 pre training task, the model generates canonized SMILES strings based on non-canonized SMILES aliases, with the intention of reducing the complexity of the sampling space, so that the generated strings are limited to the canonized SMILES space. Therefore, models pre trained with N to 1 tasks can achieve higher validity scores in generating tasks. Due to limited sampling space, the novelty and uniqueness scores obtained are not as good as models pre trained with 1 to N tasks. Given that the small gap between Novelty and Uniqueness scores brought by the two pre-training methods, and the effectiveness of SMILES pre-trained on N to 1 task is markedly higher than that of model trained on 1 to N task, we used models pre-trained on N to 1 task to perform the downstream task of molecular generation.

**Table 9:** This table illustrates the performance of the 1 to N pre-training task in Goal-directed molecule Generation. It can be compared with Table 4.

TOP 10	QED
<chem>C[C@@H]1OCC[C@H]1C(=O)Nc1ccc(-n2ccc(Cl)n2)cc1</chem>	0.9483
<chem>O=C(N[C@H]1CCCC[C@@H]1n1ccnc1)c1ncccc1Cl</chem>	0.9482
<chem>COc1ncccc1CNC(=O)N1Cc2cccc2C[C@@H]1C</chem>	0.9480

<chem>COCc1cc(NC(=O)N2CCc3sccc32)n(C)n1</chem>	0.9480
<chem>COc1ccc(F)c(NC(=O)c2cc(Br)c[n-]2)c1</chem>	0.9479
<chem>CCn1ccc(C(=O)N[C@@H]2CCSc3cccc(F)c32)n1</chem>	0.9479
<chem>C[C@@H](c1ccco1)N(C)C(=O)N[C@@H]1CCCC2c1cnn2C</chem>	0.9479
<chem>Cc1ccc(NC(=O)[C@@H](C)N2CCc3sccc3C2)nc1</chem>	0.9479
<chem>Cc1c(C(=O)Nc2ccc(OC(F)(F)F)cc2)cnn1C</chem>	0.9478
<chem>Cc1cc(C)n(-c2cccc(NC(=O)[C@@H]3C[C@H]4CC[C@H]3O4)c2)n1</chem>	0.9477

**Figure 3:** a) The top 3 molecular 3D structures with the highest QED values generated by AdaMR, with QED=0.948 as the goal. b) The top 3 molecular 3D structures with the highest QED values generated by AdaMR of 1 to N pre-training task, with QED=0.948 as the goal. c) The top 3 molecular 3D structures with the highest QED values generated by AdaMR encoding by substructure-level method, with QED=0.948 as the goal.



In the goal directed molecular generation task, both 1 to N and N to 1 experiments used atomic level encoding, achieving good results in the QED targeted generation task. From the perspective of the QED values of generated molecules alone, the impact of pre-training methods on model performance

is not significant. However, from the perspective of distribution learning-based molecular generation tasks, pre-training with N to 1 task still helps to improve the effectiveness of generating smiles.

To further visualize AdaMR's generative capabilities, we present the 3D structures of the top 3 generated molecules in **Figure 3**. It can be observed that our model generates molecules in the top 3 that not only closely match the target QED values but also exhibit high validity and stability. The structures display diversity, featuring various skeletal arrangements, which is beneficial for practical applications and further optimization in real-world application.

The results of the property prediction task based on the two pre-training methods are shown in **Table 10**. We employ atomic-level molecular encoding in this experiment. For the property prediction task, from the perspective of classification ROC-AUC score and regression RMSE score, the N to 1 pre-training task is more effective than the 1 to N task on property prediction task. The molecular property prediction task can be viewed as an induction of specific molecular properties in molecular space, while the N to 1 pre-training task can reduce the difficulty of the induction task by constructing a less complex molecular space than the 1 to N task on the same number of molecules. Therefore, in the attribute prediction task, the N to 1 pre-training task is more appropriate.

**Table 10:** Comparison of metrics for atomic-level encoding and substructure-level encoding in property prediction tasks based on different pre-training tasks.

Task type		AdaMR	
		N to 1 task	1 to N task
Classification (ROC-AUC)	BACE	<b>0.858</b>	0.792
	BBBP	<b>0.900</b>	0.775
	ClinTox	<b>0.961</b>	0.856
Regression (RMSE)	ESOL	0.540	<b>0.503</b>
	FreeSolv	<b>1.088</b>	1.119
	Lipophilicity	<b>0.776</b>	0.790

## Conclusion

The rapid advancement of artificial intelligence technology has significantly propelled the field of bioinformatics. As pretrained models emerge as a focal point of research, they are increasingly being utilized in various vertical domains to augment practical applications. However, practical applications often necessitate the integration of multiple downstream tasks. Existing pretrained models face limitations in comprehensively capturing information across different levels of input due to their fixed granularity of input encoding. Consequently, this disparity in information assimilation across distinct levels of input poses challenges for existing pretrained models, resulting in variations in their performance across diverse downstream tasks that require varying levels of information. Such discrepancies ultimately impact the efficacy of practical applications.

In this study, we introduce a novel approach named Adjustable Molecular Representation (AdaMR), which comprises an adaptable molecular encoding scheme with adjustable granularity and a molecular canonicalization pretraining strategy for Smiles-based molecular pretrained models. To evaluate the efficacy of AdaMR across a range of downstream tasks, we employ a Transformer model. Our experimental results demonstrate that our proposed model achieves comparable or superior performance compared to existing state-of-the-art methods in various downstream tasks. Furthermore, through our investigation, we uncover the distinct preferences of different downstream tasks concerning molecular encoding granularity. Based on these findings, we propose a novel strategy for selecting encoding methods in downstream tasks related to molecular pre-training. This strategy aims to establish a unified normal form for tasks like AI drug design that require the integration of multiple downstream tasks.

# Reference

- [1] Yang, J., Cai, Y., Zhao, K., Xie, H., Chen, X., Concepts and applications of chemical fingerprint for hit and lead screening. *Drug Discov Today* **27**, 103356, (2022). <https://doi.org/10.1016/j.drudis.2022.103356>.
- [2] Fang, X., Liu, L., Lei, J. *et al.* Geometry-enhanced molecular representation learning for property prediction. *Nat Mach Intell.* **4**, 127–134 (2022). <https://doi.org/10.1038/s42256-021-00438-4>
- [3] David Weininger. SMILES, a chemical language and information system. 1. introduction to methodology and encoding rules. *J Chem Inf Comput* **28**, 31–36 (1988). <https://doi.org/10.1021/ci00057a005>
- [4] Xue, D. *et al.* X-MOL: large-scale pre-training for molecular understanding and diverse molecular analysis. *Sci Bull* **67**, 899-902 (2022). <https://doi.org/10.1016/j.scib.2022.01.029>.
- [5] Born, J., Manica, M. Regression Transformer enables concurrent sequence regression and generation for molecular language modelling. *Nat Mach Intell* **5**, 432–444 (2023). <https://doi.org/10.1038/s42256-023-00639-z>
- [6] Irwin, R., Dimitriadis, S., He, J., Bjerrum, E.J., Chemformer: A pre-trained Transformer for computational chemistry. *Mach Learn Sci Technol* **3**, 015022(2021). <https://doi.org/10.1088/2632-2153/ac3ffb>
- [7] Cheng, A. H., Cai A., Miret S., Malkomes G., Phielipp M. and Aspuru-Guzik A., Group-SELFIES a robust fragment-based molecular string representation. *Digital Discovery* **2**, 748–758 (2023). <http://dx.doi.org/10.1039/D3DD00012E>
- [8] You, Y., Chen, T., Sui, Y., Chen, T., Wang, Z. and Shen, Y., Graph contrastive learning with augmentations. Preprint at <https://arxiv.org/abs/2010.13902v3> (2021).
- [9] Devlin, J. *et al.* Bert: pre-training of deep bidirectional transformers for language understanding. Preprint at <https://arxiv.org/abs/1810.04805v2> (2019).
- [10] Colin, R. *et al.* Exploring the Limits of Transfer Learning with a Unified Text-to-Text Transformer. Preprint at <https://arxiv.org/abs/1910.10683v4> (2023).
- [11] Radford, A., and Karthik N., Improving Language Understanding by Generative Pre-Training. (2018).
- [12] John, J. I. *et al.* ZINC20-A free ultralarge-scale chemical database for ligand discovery. *J Chem Inf Model* **60**, 6065-6073 (2020). <https://doi.org/10.1021/acs.jcim.0c00675>
- [13] Li, X. *et al.* SMILES Pair Encoding: A data driven substructure tokenization algorithm for deep learning. *J Chem Inf Model* **61**, 1560-1569 (2021). <https://doi.org/10.1021/acs.jcim.0c01127>
- [14] Vaswani, A. *et al.* Attention Is All You Need. In Advances in Neural Information Processing Systems 30 (Eds Guyon, I. *et al.*) 5998–6008 (NIPS, 2017).
- [15] Lin, X., Xu, C., Xiong, Z., Zhang, X., Ni, N., Ni, B., Chang, J., Pan, R., Wang, Z., Yu, F., *et al.* PanGu Drug Model: learn a molecule like a human. *Sci China Life Sci* **66**, 879-882. (2023). <https://doi.org/10.1007/s11427-022-2239-y>
- [16] Chen, H., Engkvist, O., Wang, Y., Olivecrona, M. & Blaschke, T. The rise of deep learning in drug discovery. *Drug Discov Today* **23**, 1241-1250 (2018).
- [17] Gómez-Bombarelli, R. *et al.* Automatic chemical design using a data-driven continuous representation of molecules. *ACS Cent sci* **4**, 268-276 (2018).
- [18] Brown, N., Fiscato, M., Segler, M.H. & Vaucher, A.C. GuacaMol: benchmarking models for de novo molecular design. *J Chem Inf Model* **59**, 1096-1108 (2019).