

Online convex optimization for robust control of constrained dynamical systems

Marko Nonhoff, *Graduate Student Member, IEEE*, Emiliano Dall'Anese, *Member, IEEE*, and Matthias A. Müller, *Senior Member, IEEE*

Abstract—This article investigates the problem of controlling linear time-invariant systems subject to time-varying and a priori unknown cost functions, state and input constraints, and exogenous disturbances. We combine the online convex optimization framework with tools from robust model predictive control to propose an algorithm that is able to guarantee robust constraint satisfaction. The performance of the closed loop emerging from application of our framework is studied in terms of its dynamic regret, which is proven to be bounded linearly by the variation of the cost functions and the magnitude of the disturbances. We corroborate our theoretical findings and illustrate implementational aspects of the proposed algorithm by a numerical case study of a tracking control problem of an autonomous vehicle.

Index Terms—Control of constrained systems, dynamic regret, online convex optimization, optimal control, robust control

I. INTRODUCTION

In recent years, the online convex optimization (OCO) framework has emerged as a powerful approach to controller design for dynamical systems. Compared to classical numerical optimization, in OCO the cost functions are allowed to be time-varying and a priori unknown, see, e.g., [1], [2] for an overview. Such time-varying cost functions arise in a range of relevant applications, for example due to renewable energy generation and a priori unknown consumption in energy grids [3] or in tracking control, when the desired trajectory is computed online itself [4]. Therefore, various algorithms for control of dynamical systems based on the OCO framework have recently been proposed in the literature, see, e.g., [5]–[11] and the references therein. These algorithms typically aim to track the optimal steady states of the system, which are a priori unknown and time-varying due to their dependence on the cost functions as well. The performance of the closed loop emerging from application of these algorithms is analyzed by

bounding the dynamic regret, a performance measure adapted from the OCO framework. Dynamic regret \mathcal{R}_T is defined as the cumulative performance difference over an arbitrary finite horizon T between the closed-loop trajectory $\{u_t, x_t\}_{t=0}^T$ and some appropriately defined benchmark $\{\chi_t, \nu_t\}_{t=0}^T$, i.e.,

$$\mathcal{R}_T := \sum_{t=0}^T (L_t(u_t, x_t) - L_t(\chi_t, \nu_t)), \quad (1)$$

where $L_t(u, x)$ is a time-varying performance measure to be optimized. Recently, dynamic regret has found applications in the control literature independent of the OCO framework [12]–[16], fundamental limits for the optimal achievable regret have been derived [5], and its implications on the more classical notion of stability have been studied [17], [18].

Despite their inherent ability to operate in dynamic environments, characterized by, e.g., time-varying and a priori unknown cost functions or disturbances, the main advantages of OCO-based controllers are their low computational complexity and their ability to cope with constraints on the control input and the state of the controlled system. Such constraints are ubiquitous in real-world applications, emerging due to, e.g., actuator limitations, safety considerations, and physical limitations of the system under control. In these applications, safety guarantees in terms of constraint satisfaction are of paramount importance. In recent years, first results on OCO-based control of dynamical systems guaranteeing satisfaction of state and input constraints have been reported [19]–[21].

A closely related line of research is so-called feedback optimization. In this framework, optimization algorithms are directly employed as feedback controllers in order to steer the system under control to the solution of a (possibly time-varying) optimization problem, see, e.g., [22] and the references therein. Typically, stability of the optimal steady state of the optimization problem is guaranteed instead of a bound on the dynamic regret [23]–[27]. However, in the feedback optimization setting constraints are typically only considered for the optimal steady state, while pointwise in time constraints on the state of the controlled system can generally not be satisfied.

In this work, we propose a framework for robust control of dynamical systems subject to a priori unknown and time-varying cost functions, and state and input constraints that have to be met at each time instance. In particular, we consider disturbances acting on the system as well as measurement noise, which can capture, e.g., model mismatch, exogenous

This work was supported by the Deutsche Forschungsgemeinschaft (DFG, German Research Foundation) - 505182457.

Marko Nonhoff was supported by the 'Graduiertenakademie' of the Leibniz University Hannover.

The work of E. Dall'Anese was supported in part by the National Science Foundation award - 1941896.

Marko Nonhoff and Matthias A. Müller are with the Institute of Automatic Control, Leibniz University Hannover, Germany (email: {nonhoff,mueller}@irt.uni-hannover.de).

Emiliano Dall'Anese is with the University of Colorado Boulder, Boulder, CO 80309, USA (e-mail: emiliano.dallanese@colorado.edu).

(uncontrollable) inputs to the system, sensor inaccuracies, state estimation error due to the application of an observer or perception-based techniques [25], [28], [29], and pseudo-measurement in the context of power systems [30], [31]. The combination of these types of disturbances with state and input constraints that have to be satisfied at all times has - to the best of the authors' knowledge - not been studied within the OCO framework, with the notable exception of [20]. However, [20] only considers disturbances (but no measurement noise) and limits the problem to disturbance rejection, i.e., develops an algorithm that drives the system to the origin. Our proposed framework guarantees recursive feasibility, i.e., that the algorithm's output is well-defined at all times, and robust constraint satisfaction. To achieve the latter, we apply a suitable constraint tightening using techniques from robust model predictive control (MPC) [32], [33]. Moreover, we prove that the dynamic regret of our algorithm is bounded linearly in terms of the variation of the cost functions and the magnitude of the disturbances.

We close this section by noting the preliminary conference version containing parts of this paper [19]. We significantly improve the results presented therein in multiple directions. First, we consider dynamical systems with disturbances as well as measurement noise, and guarantee robust constraint satisfaction despite the presence of these uncertainties. Second, we relax restrictive assumptions, thereby improving the applicability of the proposed approach. In particular, we remove the controllability assumption [19, Assumption 5] and allow *economic* cost functions (i.e., cost functions that are not necessarily positive definite with respect to a steady state of the controlled system) by leveraging techniques from [9]. In order to relax [19, Assumption 5], we develop new proof techniques to ensure a sufficient rate of convergence, which is necessary to prove bounded dynamic regret. Finally, we provide a detailed numerical case study to demonstrate the applicability of the proposed algorithm in this work.

This paper is organized as follows. Section II formalizes the setting we consider in this work. Section III introduces the proposed algorithm, and theoretical guarantees on recursive feasibility, constraint satisfaction, and boundedness of its dynamic regret are established in Section IV. Section V illustrates implementational aspects of the proposed algorithm on a numerical simulation of a traffic scenario. Finally, Section VI summarizes the contributions and explores directions for future research. The proof of all theoretical results can be found in the appendix.

Notation: The set of integers and real numbers are \mathbb{Z} and \mathbb{R} , respectively. The set of all integers in the interval $[a, b]$, $b \geq a$, $a, b \in \mathbb{R}$, and the set of all integers greater than or equal to a are given by $\mathbb{Z}_{[a,b]}$ and $\mathbb{Z}_{\geq a}$. We write the identity matrix of size n and the matrix of all zeros as $I_n \in \mathbb{R}^{n \times n}$ and $\mathbf{0}_{m,n} \in \mathbb{R}^{m \times n}$, where we omit the subscripts when dimensions are clear from context. For two sets $\mathcal{A}, \mathcal{B} \subseteq \mathbb{R}^n$, we denote the (relative) interior by $\text{int } \mathcal{A}$ ($\text{rel int } \mathcal{A}$), and Minkowski set addition and Pontryagin set difference by $\mathcal{A} \oplus \mathcal{B} := \{a + b : a \in \mathcal{A}, b \in \mathcal{B}\}$ and $\mathcal{A} \ominus \mathcal{B} := \{a : \{a\} \oplus \mathcal{B} \subseteq \mathcal{A}\}$. The diameter and radius of a set \mathcal{A} are $d_{\mathcal{A}} := \max_{a,b \in \mathcal{A}} \|a - b\|$ and $r_{\mathcal{A}} := \max_{a \in \mathcal{A}} \|a\|$. Projection of a point $x \in \mathbb{R}^n$

onto a compact set $\mathcal{A} \subseteq \mathbb{R}^n$ is defined by $\Pi_{\mathcal{A}}(x) := \min_{y \in \mathcal{A}} \|x - y\|^2$. For a vector $a = [a_1^\top \dots a_n^\top]^\top \in \mathbb{R}^{nm}$, $a_i \in \mathbb{R}^m$ for all $i \in \mathbb{Z}_{[1,n]}$, we define the block shift operator $\sigma a := [a_2^\top \dots a_n^\top]^\top$ and the matrix that extracts the i -th component $T_i := [\mathbf{0}_{m,(i-1)m} \quad I_m \quad \mathbf{0}_{m,(n-i)m}]$.

II. SETTING

We consider constrained linear time-invariant (LTI) systems of the form

$$x_{t+1} = Ax_t + Bu_t + w_t \quad (2a)$$

$$\tilde{x}_t = x_t + v_t \quad (2b)$$

$$x_t \in \mathcal{X}, u_t \in \mathcal{U} \quad (2c)$$

where $t \in \mathbb{Z}_{\geq 0}$, $x_t \in \mathbb{R}^n$ is the (real) system state, $\tilde{x}_t \in \mathbb{R}^n$ is the measured system state, $u_t \in \mathbb{R}^m$ is the control input, $w_t \in \mathbb{R}^n$ is an unknown disturbance, and $v_t \in \mathbb{R}^n$ denotes measurement noise. Moreover, $x_0 \in \mathbb{R}^n$ is the initial state, and \mathcal{X}, \mathcal{U} are the state and input constraint sets, respectively. At each time $t \in \mathbb{Z}_{\geq 0}$, we only have access to the measured system state \tilde{x}_t . Therefore, w_t captures exogenous disturbances and model mismatch, whereas v_t models measurement inaccuracies. Situations where only such a noisy state \tilde{x}_t is available include, e.g., (i) state estimation via an observer in case of output measurements, (ii) perception-based control, where the state x_t is estimated via perception maps [25], [29], and (iii) pseudo-measurements (as frequently employed in power systems [30], [31]), all of which result in state measurement noise v_t . We have the following two standard assumptions on the disturbances and the system.

Assumption 1: There exist $\mathcal{W}, \mathcal{V} \subseteq \mathbb{R}^n$ such that $v_t \in \mathcal{V}$ and $w_t \in \mathcal{W}$ hold for all $t \in \mathbb{Z}_{\geq 0}$. Furthermore, the sets \mathcal{V} and \mathcal{W} are compact, convex, and contain $\mathbf{0}$ in their interior.

Assumption 2: The pair (A, B) is controllable and the sets \mathcal{X} and \mathcal{U} are compact, convex, and contain $\mathbf{0}$ in their interior. The goal is to design an algorithm that achieves good performance with respect to the optimal control problem

$$\min_{u=\{u_t\}_{t=0}^T} \sum_{t=0}^T L_t(u_t, x_t) \quad \text{s.t. (2a), (2c)} \quad (3)$$

for any (unknown) sequence of disturbances $\{w_t\}_{t=0}^T \in \mathcal{W}^{T+1}$ and despite only having access to the measured system state \tilde{x}_t . However, the cost functions L_t are time-varying and a priori unknown, making the optimal solution inaccessible. In particular, at each time step $t \in \mathbb{Z}_{[0,T]}$, the algorithm

- 1) measures the system state \tilde{x}_t ,
- 2) computes a control input u_t based on past measurements and cost functions, and applies it to system (2), and
- 3) receives the current cost function L_t .

As detailed above, such time-varying cost functions that are revealed sequentially, arise frequently in various applications due to, e.g., time-varying parameters in the cost functions or tracking of an a priori unknown reference signal. Furthermore, this problem fits the OCO framework with the additional difficulty of including an underlying dynamical system. As standard in the literature on OCO-based control, we assume

some regularity of the cost functions L_t [5], [6], [9]. Let $z_t := (u_t, x_t)$ and $\mathcal{Z} := \{z = (u, x) : u \in \mathcal{U}, x \in \mathcal{X}\}$.

Assumption 3: For all $t \in \mathbb{Z}_{[0,T]}$ and $z_1, z_2 \in \mathcal{Z}$, the cost functions $L_t : \mathcal{Z} \mapsto \mathbb{R}$ are

- α -strongly convex

$$L_t(z_1) \geq L_t(z_2) + \nabla L_t(z_2)^\top (z_1 - z_2) + \frac{\alpha}{2} \|z_1 - z_2\|^2,$$

- Lipschitz continuous on \mathcal{Z} with Lipschitz constant G ,

$$\|L_t(z_1) - L_t(z_2)\| \leq G \|z_1 - z_2\|,$$

- and have an l -Lipschitz continuous gradient on \mathcal{Z}

$$\|\nabla L_t(z_1) - \nabla L_t(z_2)\| \leq l \|z_1 - z_2\|.$$

III. ALGORITHM

In this section, we introduce the proposed algorithm for online convex optimization of constrained and uncertain LTI systems (2). The algorithm aims to track the a priori unknown and time-varying optimal steady states of system (2), because the optimal input sequence to (3) is inaccessible and can only be computed in hindsight, i.e., at time $t = T$. This strategy is in line with other works on OCO-based control and feedback optimization, compare, e.g., [21], [24], [26]. In order to cope with the constraints and disturbances acting on system (2), we develop a constraint tightening approach inspired by the robust MPC approach in [33]. For this, we make use of robust positively invariant (RPI) sets.

Definition 1: The set \mathcal{P} is an RPI set for a system $x_{t+1} = Ax_t + \omega$, $\omega \in \mathcal{W}$, if $A\mathcal{P} \oplus \mathcal{W} \subseteq \mathcal{P}$.

Since existence of an RPI set requires system (2) to be stable [34], we first design a stabilizing feedback $K \in \mathbb{R}^{n \times m}$ such that $A_K := A + BK$ is Schur stable, i.e., the spectral radius of A_K satisfies $\rho(A_K) < 1$. Such a stabilizing feedback always exists by Assumption 2. For compactness, we define $\bar{\mathcal{V}} := \mathcal{V} \oplus (-A\mathcal{V})$ and $\bar{\mathcal{W}} := \bar{\mathcal{V}} \oplus \mathcal{W}$ in the remainder of this paper. We use the set $\bar{\mathcal{W}}$ (instead of $\mathcal{V} \oplus \mathcal{W}$) in our proposed framework, because Algorithm 1 only has access to the measured system state \tilde{x}_t , which evolves according to the dynamics

$$\tilde{x}_{t+1} = x_{t+1} + v_{t+1} \stackrel{(2a)}{=} A\tilde{x}_t + Bu_t + \bar{w}_{t+1}, \quad (4)$$

where we define $\bar{w}_t := w_{t-1} + v_t - Av_{t-1} \in \bar{\mathcal{W}}$ for all $t \in \mathbb{Z}_{[1,T]}$. Next, we let $\mathcal{P} \subseteq \mathcal{X}$ be an RPI set of the system $\xi^+ = A_K\xi + \omega$, $\omega \in \bar{\mathcal{W}}$ and define the corresponding minimal RPI set $\mathcal{P}^* := \sum_{i=0}^{\infty} A_K^i \bar{\mathcal{W}}$ [35]. Furthermore, we let $\mathcal{P}_\mu^* := \sum_{i=0}^{\infty} A_K^{\mu+i} \bar{\mathcal{W}}$ be the minimal RPI set for the system $\xi^+ = A_K\xi + \omega$, $\omega \in A_K^\mu \bar{\mathcal{W}}$. Note that

$$\mathcal{P}_\mu^* \oplus \sum_{i=0}^{\mu-1} A_K^i \bar{\mathcal{W}} = \mathcal{P}^* \subseteq \mathcal{P} \quad (5)$$

by the above definitions. Furthermore, we let $G_K := (I - A_K)^{-1}B$ be the map¹ from an input $u^s \in \mathbb{R}^m$ to the corresponding steady state $x^s \in \mathbb{R}^n$ and define the tightened set of feasible steady states $\mathcal{S} := \{(u, x) : x = G_K u, u \in \mathcal{X} \ominus \mathcal{P}, u + Kx \in \mathcal{U} \ominus KP\}$. Then, let $\bar{\mathcal{S}} \subseteq \text{rel int } \mathcal{S}$ be

¹Since A_K is Schur stable, the inverse exists and the map is unique.

Algorithm 1 Robust OCO for control

Initialization: Step size $0 < \gamma \leq \frac{2}{\alpha+l}$, stabilizing feedback $K \in \mathbb{R}^{m \times n}$ such that $A_K := A + BK$ is Schur stable, parameter $c_\beta > 0$, prediction horizon $\mu \geq \mu^*$, and a feasible initialization u_{-1}^s, \hat{u}_{-1} .

At each time $t \in \mathbb{Z}_{\geq 0}$:

[S1] Measure the system state \tilde{x}_t

[S2] Prediction:

$$\hat{x}_t^\mu = A_K^\mu \tilde{x}_t + S_c \begin{bmatrix} \sigma \hat{u}_{t-1} \\ u_{t-1}^s \end{bmatrix} \quad (7)$$

[S3] Online Gradient Descent:

$$\hat{z}_t^\mu = \begin{bmatrix} u_{t-1}^s \\ \hat{x}_t^\mu \end{bmatrix} \quad (8)$$

$$\hat{\zeta}_t = \begin{bmatrix} \hat{\eta}_t \\ \hat{\theta}_t \end{bmatrix} = \Pi_{\bar{\mathcal{S}}}(\hat{z}_t^\mu - \gamma \nabla L_{t-1}(\hat{z}_t^\mu)) \quad (9)$$

[S4] Virtual Input Sequence:

Find $g_t \in \mathbb{R}^{\mu m}$, $\beta_t \in [0, c_\beta \|\hat{z}_t^\mu - \hat{\zeta}_t\|^{-1}]$ s.t.

$$\begin{aligned} A_K^\mu \tilde{x}_t + S_c g_t &= \hat{x}_t^\mu + \beta_t (\hat{\theta}_t - \hat{x}_t^\mu) \\ g_t &\in \mathcal{Z}_U^\mu(\tilde{x}_t) \end{aligned} \quad (10)$$

[S5] Predicted Input Sequence:

$$\lambda_t = \min \left(c_\beta^{-1} \|\hat{z}_t^\mu - \hat{\zeta}_t\|, \beta_t \right) \quad (11)$$

$$u_t^s = (1 - \lambda_t \beta_t) u_{t-1}^s + \lambda_t \beta_t \hat{\eta}_t \quad (12)$$

$$\hat{u}_t = (1 - \lambda_t) \begin{bmatrix} \sigma \hat{u}_{t-1} \\ u_{t-1}^s \end{bmatrix} + \lambda_t g_t \quad (13)$$

[S6] Control Input:

$$u_t = T_1 \hat{u}_t + K \tilde{x}_t \quad (14)$$

[S7] Apply u_t to system (2), receive the cost function $L_t(u, x)$, and move to time $t + 1$

a compact, convex set that contains \emptyset in its relative interior. Finally, we define the optimal steady state of system (2),

$$(\eta_t, \theta_t) := \arg \min_{u, x \in \bar{\mathcal{S}}} L_t(u + Kx, x), \quad (6)$$

which is unique because of the strong convexity of the cost. For compactness, we abbreviate $\zeta_t := [\eta_t^\top \ \theta_t^\top]^\top$.

We are now ready to introduce Algorithm 1, which is also illustrated graphically in Figure 1. First, the noisy system state \tilde{x}_t is measured in step [S1] and in [S2], Algorithm 1 computes a μ -step ahead prediction of the state \hat{x}_t^μ based on the measurement \tilde{x}_t and a previously predicted input sequence \hat{u}_{t-1} (trajectory ① in Figure 1). Therein, $S_c := [A_K^{\mu-1}B \ A_K^{\mu-2}B \ \dots \ B]$ is the controllability matrix² of

²We change the order of entries in the matrix S_c compared to the standard definition, so that the first entry $u_1 \in \mathbb{R}^m$ of the input sequence $u = [u_1^\top \ \dots \ u_\mu^\top]^\top$ is the first (in time) input applied in the μ -step ahead prediction $x_{t+\mu} = A_K^\mu x_t + S_c u$.

the stabilized system, $\mu \geq \mu^*$ is the prediction horizon of Algorithm 1, and $\mu^* \in \mathbb{Z}_{\geq 0}$ is the controllability index, i.e., the smallest integer such that $\text{rank } S_c = n$. Next, in step [S3], we apply one projected online gradient descent (OGD) step [36] to get an estimate of the optimal steady state $\hat{\zeta}_t$. In [S4], the virtual input sequence g_t is calculated such that it robustly satisfies the constraints (trajectory ② in Figure 1). Compared to our preliminary conference version [19], the additional parameter β_t ensures feasibility of the equality constraint without additional (restrictive) controllability assumptions (cf. [19, Assumption 5]). The constraint set $\mathcal{Z}_U^\mu(x)$ is defined by

$$\begin{aligned} \mathcal{Z}_U^\mu(x) &:= \{u \in \mathbb{R}^{m_\mu} : \forall \tau \in \mathbb{Z}_{[0, \mu-1]} : x_0 = x, \\ x_{\tau+1} &= A_K^{\tau+1} x_0 + \sum_{i=0}^{\tau} A_K^i B T_{\tau-i+1} u \in \mathcal{X} \ominus \sum_{j=0}^{\tau} A_K^j \bar{W}, \\ T_{\tau+1} u + K x_\tau &\in \mathcal{U} \ominus K \sum_{j=0}^{\tau-1} A_K^j \bar{W}\}. \end{aligned} \quad (15)$$

In particular, the tightened constraints $\mathcal{Z}_U^\mu(x)$ are designed such that the constraints are tightened more the farther Algorithm 1 predicts into the future in order to cope with the growing uncertainty (in time) due to the disturbances acting on the system (cf. [33] for a similar constraint tightening approach in the context of model predictive control). Next, the predicted input sequence \hat{u}_t is updated in step [S5] by a convex combination and will be used for prediction at the next time step $t+1$ (trajectory ③ in Figure 1). The convex combination ensures i) constraint satisfaction due to convexity of the constraint sets, and ii) that the predicted input sequence is not updated anymore if it already reaches the estimated optimal steady state $\hat{\theta}_t$, since then $\|\hat{z}_t^\mu - \hat{\zeta}_t\| = 0$, which implies $\lambda_t = 0$ by (11). The latter avoids degrading closed-loop performance in case the virtual input sequence g_t in (10) is chosen poorly, e.g., when $\hat{x}_t = \hat{\theta}_t$, but g_t is chosen such that the state trajectory resulting from application of g_t deviates from $\hat{\theta}_t$ and only returns to the estimated optimal steady $\hat{\theta}_t$ at the end of the prediction horizon μ . Finally, the first part of the predicted input sequence together with the stabilizing feedback $K\hat{x}_t$ is applied to system (2) in steps [S6] and [S7]. After applying the control input u_t , Algorithm 1 receives the cost function $L_t(u, x)$ and moves to the next time step $t+1$.

The main computational burden of Algorithm 1 are the projection onto $\bar{\mathcal{S}}$ in (9) and the feasibility problem in (10). Typically, the steady-state manifold \mathcal{S} is low-dimensional. Additionally, the set $\bar{\mathcal{S}}$ can be chosen to further simplify the set \mathcal{S} , thereby enabling an efficient implementation of the projection. The feasibility problem in (10) is merely a linear problem, if the constraint sets \mathcal{U} and \mathcal{X} are polytopic. However, solving (10) for a (sub)optimal solution with respect to an appropriately chosen cost criterion can improve transient performance or allow for the implementation of additional soft constraints, at the cost of increased computational complexity (cf. Section V). The following analysis of Algorithm 1 in Section IV is independent of how a solution to (10) is chosen.

In Algorithm 1, design variables for tuning the algorithm are the stabilizing feedback K , the prediction horizon μ , the parameter c_β , and the step size for OGD γ . We found

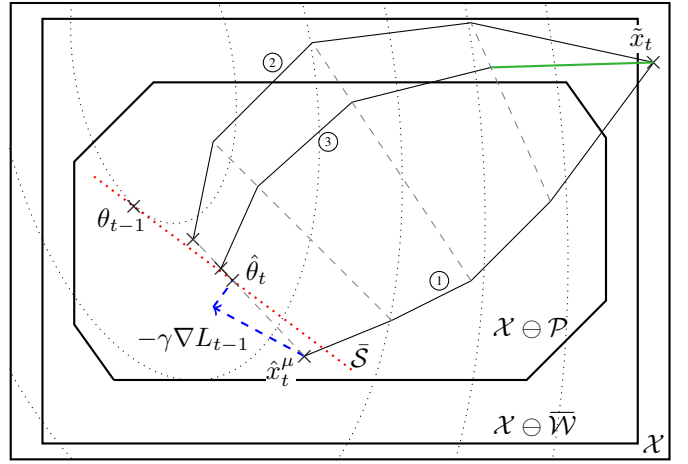


Fig. 1. Schematic illustration of Algorithm 1: At time t , the algorithm has access to the measured system state \hat{x}_t and the previous cost function L_{t-1} (indicated by the dotted sublevel sets). First, a μ -step ahead prediction \hat{x}_t^μ based on the previous predicted input sequence ① is computed. Then, one online gradient descent step (blue, dashed), evaluated at \hat{x}_t^μ , is applied and projected onto the relative interior of the feasible steady-state manifold $\bar{\mathcal{S}}$ (red, dotted), which yields an estimate $\hat{\theta}_t$ of the optimal steady state. The virtual input sequence ② is calculated that satisfies the tightened constraints. The constraint set \mathcal{X} and the tightened constraint set for the one-step ahead prediction $\mathcal{X} \ominus \bar{\mathcal{W}}$ are shown in black. A new predicted input sequence ③ is obtained by combining the previous one ① with the virtual input sequence ② using a convex combination. Finally, the first part of the new predicted input sequence (green) is applied to the system.

in simulations that the effect of the stabilizing feedback on the closed loop performance is small. Therefore, K should be chosen to minimize the constraint tightening (15). The prediction horizon μ needs to be larger than or equal to the controllability index μ^* . Furthermore, a smaller prediction horizon forces Algorithm 1 to satisfy the equality constraint in (10) in shorter time. Therefore, a smaller prediction horizon generally makes the closed loop more aggressive, at the cost of larger control inputs. The parameter c_β needs to be chosen appropriately: If c_β is too small, then β_t in (10) is constrained to small values, making the closed-loop response to changes in the cost function slow. On the other hand, if c_β is too large, then λ_t in (11) is small, making the updates of the predicted input sequence in (13) slow. In simulations, we found that $c_\beta \approx d_{\mathcal{X}} = \max_{x, y \in \mathcal{X}} \|x - y\|$ yields good performance. Finally, the step size parameter γ needs to be chosen from the interval $(0, \frac{2}{\alpha + l}]$ and, similar to the prediction horizon μ , can be tuned to achieve a satisfactory tradeoff between convergence speed and size of the control inputs.

IV. THEORETICAL RESULTS

In this section, we derive theoretical guarantees for Algorithm 1. All proofs are deferred to the appendix. In particular, we show that Algorithm 1 is recursively feasible as defined below, guarantees constraint satisfaction for system (2), and achieves bounded dynamic regret. For that, we define an auxiliary steady state $x_t^s := G_K u_{t-1}^s$, where we recall $G_K = (I - A_K)^{-1} B$, and $z_t^s = (u_{t-1}^s, x_t^s)$ for all $t \in \mathbb{Z}_{[0, T]}$.

Since Algorithm 1 contains a feasibility problem in (10), it is of paramount importance to ensure that the control input u_t

exists and is well-defined for all $t \in \mathbb{Z}_{[0,T]}$, i.e., that a feasible solution to (10) exists at all times.

Definition 2: An algorithm is called feasible at time t , if the algorithm's output is well-defined at time t .

Definition 3: An algorithm is called recursively feasible, if feasibility at time $t = 0$ implies feasibility for all $t > 0$.

In order to prove recursive feasibility and constraint satisfaction, we need to assume that the initialization of Algorithm 1 is feasible.

Assumption 4: The algorithm is initialized such that $[(\sigma \hat{u}_{-1})^\top \ (u_{-1}^\top)^\top]^\top \in \mathcal{Z}_U^\mu(\tilde{x}_0)$, $z_0^s \in \bar{\mathcal{S}}$, and $\hat{x}_0^\mu \in \{x_0^s\} \oplus \mathcal{P}_\mu^*$. Furthermore, $x_0 \in \mathcal{X}$.

Assumption 4 can be satisfied by, e.g., initializing Algorithm 1 and system (2) close to a feasible steady state. Alternatively, a feasibility problem similar to (10) has to be solved at time $t = 0$ to obtain a feasible initialization. In order to avoid additional computational burden at the initial time step in this case, β_0 can be set to $\beta_0 = 0$. Then, $g_0 = [(\sigma \hat{u}_{-1})^\top \ (u_{-1}^\top)^\top]^\top$ and hence problem (10) can be omitted at $t = 0$. This means that only one linear feasibility problem has to be solved at each time step (including $t = 0$). Using Assumption 4, we can show recursive feasibility and guarantee constraint satisfaction for Algorithm 1.

Lemma 1: Suppose Assumptions 1, 2, and 4 are satisfied and let $T > 0$. For all $t \in \mathbb{Z}_{[0,T]}$, it holds that

- (i) $z_t^s \in \bar{\mathcal{S}}$,
- (ii) $\hat{x}_t^\mu \in \{x_t^s\} \oplus \mathcal{P}_\mu^*$,
- (iii) $\hat{u}_t, [(\sigma \hat{u}_{t-1})^\top \ (u_{t-1}^\top)^\top]^\top \in \mathcal{Z}_U^\mu(\tilde{x}_t)$,
- (iv) Algorithm 1 is recursively feasible, i.e., there exists a feasible solution to (10), and
- (v) $x_t \in \mathcal{X}$ and $u_t \in \mathcal{U}$.

The proof is given in Appendix A.

Next, in order to prove bounded dynamic regret, we need to ensure that Algorithm 1 responds to changes in the cost function and achieves a certain rate of convergence. Lemma 2 establishes an average convergence rate for the closed loop, given in terms of the variables λ_t and β_t . The proof of Lemma 2 is detailed in Appendix B.

Lemma 2: Suppose Assumptions 1, 2, and 4 are satisfied and let $T > 0$. There exists $\beta \in [0, 1)$ such that the following holds for all $t \in \mathbb{Z}_{[\mu, T]}$: If $\|\hat{\zeta}_t - \hat{z}_t^\mu\| > 0$, then there exists a solution to (10) which satisfies $\prod_{i=0}^\mu (1 - \lambda_{t-\mu+i} \beta_{t-\mu+i}) \leq \beta$. Lemma 2 guarantees that, if the distance between the predicted state and input \hat{z}_t^μ and the estimated optimal steady state $\hat{\zeta}_t$ is nonzero, then the predicted input sequence can be modified such that the system is steered closer to the estimated optimal steady state $\hat{\theta}_t$ without violating the constraints after at most μ time steps. Therefore, Lemma 2 ensures a sufficient rate of convergence on average. In the following, we assume that (10) is solved such that the necessary rate of convergence is achieved, as detailed in Assumption 5.

Assumption 5: There exist $M \in \mathbb{Z}_{\geq 1}$, $p_\beta \in [0, 1)$ such that for all $t \in \mathbb{Z}_{[0, T]}$, the following holds: If $\|\hat{\theta}_t - \hat{x}_t^\mu\| > 0$, then the virtual input sequence g_t in (10) is computed such that $\prod_{i=0}^M (1 - \lambda_{t-M+i} \beta_{t-M+i}) \leq p_\beta$. Due to Lemma 2, Assumption 5 can be satisfied, e.g., with $M = \mu$ and $p_\beta = \beta$ when solving the linear optimization

problem $(g_t, \beta_t) = \{\max_{g, \beta} \beta \text{ s.t. (10)}\}$ at each time step $t \in \mathbb{Z}_{[0, T]}$. However, as discussed above, other methods to obtain a feasible solution to (10) can be desirable in order to achieve better performance or implement soft constraints (compare Section V). An interesting question for future research is to determine which alternative procedures for solving (10) also guarantee satisfaction of Assumption 5. However, note that recursive feasibility and constraint satisfaction, as established in Lemma 1, are independent of this choice.

Next, we analyze the closed-loop performance of Algorithm 1. As discussed above, we employ dynamic regret (1) as a measure of the proposed algorithm's performance. Since Algorithm 1 aims to track the a priori unknown and time-varying optimal steady states of system (2), we define the optimal steady states $(\eta_t, \theta_t) \in \mathbb{R}^{m+n}$ in (6) as the benchmark. Thus, the dynamic regret of Algorithm 1 is given by

$$\mathcal{R}_T := \sum_{t=0}^T L_t(u_t, x_t) - L_t(\eta_t + K\theta_t, \theta_t). \quad (16)$$

We continue by deriving an upper bound for the dynamic regret of Algorithm 1 in terms of the variation of the cost functions and the size of the disturbances w_t and measurement noise v_t .

Theorem 1: Suppose Assumptions 1–5 are satisfied, the step size is chosen such that $\gamma \in (0, \frac{2}{\alpha+1}]$, and the prediction horizon is chosen such that $\mu \geq \mu^*$. Then, Algorithm 1 is recursively feasible and there exist constants $c_0, c_\zeta, c_w, c_v > 0$ independent of T such that

$$\mathcal{R}_T \leq c_0 + c_\zeta \sum_{t=1}^T \|\zeta_t - \zeta_{t-1}\| + c_w \sum_{t=0}^{T-1} \|w_t\| + c_v \sum_{t=0}^T \|v_t\|$$

holds for all $T \in \mathbb{Z}_{\geq 1}$ and any sequence of cost functions L_t and disturbances $\{w_t\}_{t=0}^T$ and $\{v_t\}_{t=0}^T$. Moreover, at each time $t \in \mathbb{Z}_{[0, T]}$, the constraints are satisfied, i.e., $x_t \in \mathcal{X}$ and $u_t \in \mathcal{U}$.

The proof of Theorem 1 can be found in Appendix C.

The upper bound in Theorem 1 depends linearly on $\sum_{t=1}^T \|\zeta_t - \zeta_{t-1}\|$, commonly termed path length in the literature [11], [37], which can be interpreted as a measure for the variation of the cost functions. In [5], it was shown for the nominal setting (i.e., without disturbances) that an upper bound that depends linearly on the path length is optimal. Additionally, as discussed in [17], such a bound implies asymptotic stability of the optimal steady state (if the cost function is constant) in a similar nominal setting. Furthermore, the upper bound depends linearly on the magnitude of the disturbances w_t and measurement noise v_t . Such a dependence has to be expected, because these disturbances and noise have the capability to drive the closed loop away from the optimal steady state, even if the cost function remains constant.

To summarize, the results developed in this section show that the proposed algorithm is recursively feasible, i.e., it is well-defined for all times if initialized appropriately, and ensures robust constraint satisfaction despite the presence of exogenous disturbances and measurement noise in system (2). Furthermore, we analyzed the closed-loop performance in this section in terms of bounding the dynamic regret.

Remark 1: As discussed above, our setting and hence also the regret bound from Theorem 1 is applicable to different application scenarios considered in the literature. For example, in perception-based control [25], [28], [29], v_t is the error from the perception maps, which can be further bounded if, e.g., a residual neural network is used for perception [29]. More specifically, our results are applicable to the setting considered in [28], where a tracking control problem for an LTI system with complex, nonlinear measurements is studied (note that, as a special case, our results also hold for $w_t \equiv 0$). Moreover, they are applicable to the setting in [24], which considers optimal steady-state tracking of an LTI system. In particular, the algorithm in [24] only ensures constraint satisfaction at the optimal steady state, whereas our proposed algorithm also ensures constraint satisfaction during the transient.

V. NUMERICAL CASE STUDY

In this section, we illustrate applicability and validate our theoretical results on a numerical simulation³. We apply two variants of Algorithm 1 to a tracking control problem for an autonomous vehicle. First, we solve an optimal control problem in (10) with an appropriately defined cost function in order to achieve satisfactory transient performance. Second, we merely maximize β_t in (10) and compare the results. The vehicle is modeled using its nonlinear kinematics

$$\dot{x}_t = \begin{bmatrix} \Delta_t \cos(\delta_t) \\ \Delta_t \sin(\delta_t) \\ a_t \end{bmatrix},$$

where the system states are $x_t = [p_{x,t} \ p_{y,t} \ \Delta_t]^\top \in \mathbb{R}^3$, $p_{x,t}$ and $p_{y,t}$ are the longitudinal and lateral position at time t , and Δ_t is the car's velocity. The control inputs are $u_t = [\delta_t \ a_t]^\top \in \mathbb{R}^2$, where δ_t is the steering angle, and a_t the acceleration. First, we discretize the model using a sample time $\tau = 0.1$ s and linearize it around $\bar{\Delta} = 100$ km/h. The resulting errors are taken into account by defining $\mathcal{W} := \{w \in \mathbb{R}^3 : \|w\|_\infty \leq 0.2\}$. We constrain the lateral position p_y such that the car stays on a two-lane road $p_{y,t} \in [-1.5 \text{ m}, 4.5 \text{ m}]$, i.e., the middle of the right lane is at $p_y = 0$ m and the middle of the left lane at $p_y = 3$ m. Moreover, the car's velocity is constrained to $\Delta_t \in [0 \text{ km/h}, 130 \text{ km/h}]$, and the control inputs need to satisfy $\delta_t \in [-20^\circ, 20^\circ]$ and $a_t \in [-4 \text{ m/s}^2, 4 \text{ m/s}^2]$. We assume that an online planner is available, which decides on a desired behavior online and provides a corresponding cost function, thereby making the cost functions a priori unknown and time-varying.

Next, we implement Algorithm 1 to control the autonomous car. If we applied Algorithm 1 to the full system, the steady state manifold \mathcal{S} in (9) would only include states x_t such that $\Delta_t = 0$, which leads to undesirable behavior (i.e., the car almost stopping). Therefore, we only apply Algorithm 1 to the lateral position $p_{y,t}$ and velocity Δ_t . This is possible, because the longitudinal position $p_{x,t}$ does not affect the other states and there are no constraints acting on it. Thus, we compute a stabilizing feedback K for these linearized

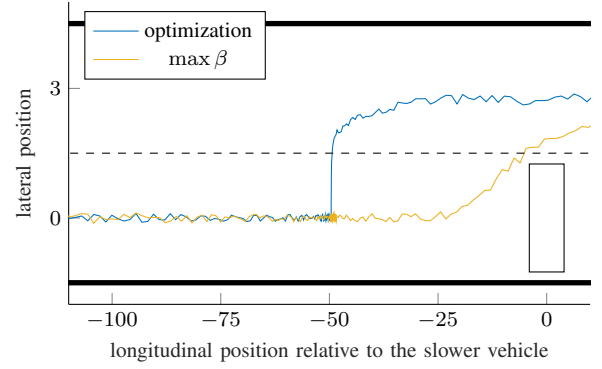


Fig. 2. Schematic illustration of the scenario considered in the simulation. The border of the road is indicated by the black lines, the two lanes are illustrated by the dashed line. The position of the controlled car relative to the slower vehicle is shown in blue (for the optimization based solution of (10)) and yellow (for simply maximizing β_t in (10)). The slower vehicle is indicated by the black rectangle.

reduced dynamics. For computation of the RPI set \mathcal{P} , we use the method described in [38] and the multi-parametric toolbox 3 [39]. In Algorithm 1, we set $\bar{\mathcal{S}} = 0.99\mathcal{S}$, $\gamma = 0.7$, $c_\beta = 20$, and $\mu = 20$, i.e., the prediction horizon is set to 2 s. We solve (10) by optimizing a cost function L_t^g defined below subject to the constraints in (10) in the first simulation. The optimization problem is solved using Matlab's quadprog function. Algorithm 1 and the autonomous car are initialized traveling on the right lane with a constant speed $\Delta_0 = 120$ km/h. Furthermore, we place another slower vehicle on the right lane, which is 150 m ahead of the controlled car and traveling with a constant speed $\Delta^c = 70$ km/h. Finally, we assume that the autonomous car is equipped with sensors that can measure the controlled car's velocity, lateral position, and distance d_t to the vehicle ahead. For each sensor, we add measurement noise sampled randomly uniformly from the intervals $[-0.1 \text{ m}, 0.1 \text{ m}]$ and $[-0.1 \text{ km/h}, 0.1 \text{ km/h}]$, and define \mathcal{V} accordingly.

Our simulation can then be separated into three phases. A graphical illustration of the scenario is given in Figure 2.

- 1) Initially, the controlled car is unaware of the slower moving vehicle in front. The planner therefore decides on a constant cost function $L_{p1}(u, x; \theta_{p1}^y, \theta_{p1}^\Delta) = \frac{1}{2} \|p_y - \theta_{p1}^y\|^2 + \frac{1}{2} \|\Delta - \theta_{p1}^\Delta\|^2 + \frac{1}{2} \|u\|^2$, where $\theta_{p1}^y = 0$ m and $\theta_{p1}^\Delta = 120$ km/h. Thus, the car is operated optimally when driving on the right lane with a constant speed equal to $\theta_{p1}^\Delta = 120$ km/h. The cost function for optimization in (10) in this phase is given by $L_{p1,t}^g(g, \beta) = -2000\beta + \frac{1}{2} \sum_{k=1}^{\mu} L_{p1}(T_k g + x_{k-1}^g, x_{k-1}^g; \hat{\theta}_{y,t}, \hat{\theta}_{v,t}) + L_{p1}(0_{n,1}, x_{\mu}^g, \hat{\theta}_{y,t}, \hat{\theta}_{\Delta,t})$, where $\hat{\theta}_{y,t}$ and $\hat{\theta}_{\Delta,t}$ are the estimates of the optimal steady-state position and velocity obtained in (9) at time t , and $x_k^g \in \mathbb{R}^n$ is the state resulting from application of g at time k starting from $x_0^g = \tilde{x}_t$. The term $-2000\beta_t$ incentivizes large values of β and hence satisfaction of Assumption 5.
- 2) When the controlled car comes close to the slower

³The code for the simulations can be found online at <https://doi.org/10.25835/og5nute0>.

moving vehicle in front (i.e., $p_{x,t}^c - p_{x,t} \leq 100$ m, where $p_{x,t}^c$ is the longitudinal position of the slower moving vehicle at time t), it is detected by the online planner. In this phase, the planner decides to stay behind the vehicle in front. For that, we use a constant cost function $L_{p2}(u, x; \theta_{p2,t}^x, \theta_{p2,t}^y, \theta_{p2,t}^\Delta) = \frac{1}{2} \max(0, p_x - \theta_{p2,t}^x)^2 + \frac{1}{2} \|p_y - \theta_{p2,t}^y\|^2 + \frac{1}{2} \|\Delta - \theta_{p2,t}^\Delta\|^2 + \frac{1}{2} \|u\|^2$, where $\theta_{p2,t}^y = 0$ m. The optimal position $\theta_{p2,t}^x$ and velocity $\theta_{p2,t}^\Delta$ in this phase are calculated as follows: First, the velocity of the slower vehicle ahead Δ^c is estimated using the current measured distance $\tilde{d}_t = d_t + v_t^d$ (where v_t^d is the measurement noise of the sensor measuring the distance between the cars) and the previously measured distance \tilde{d}_{t-1} as $\Delta^c \approx \hat{\Delta}_t^c = \frac{\tilde{d}_t - \tilde{d}_{t-1}}{\tau} + \hat{\Delta}_t$, where Δ_t is the measured velocity at time t . The estimated value is then set as the desired velocity $\theta_{p2,t}^\Delta = \hat{\Delta}_t^c$. Finally, the desired longitudinal position $\theta_{p2,t}^x$ is set to the estimated longitudinal position $\hat{p}_{x,t+\mu}^c$ of the slower vehicle μ time steps in the future and accounting for a safety distance of 50 m, i.e., $\theta_{p2,t}^x = \hat{p}_{x,t+\mu}^c - 50$ m = $\tilde{d}_t + \mu\tau\hat{\Delta}_t - 50$ m. Thus, the controlled car is incentivized to brake until it reaches a velocity equal to $\theta_{p2,t}^\Delta$, stay on the right lane, and keep a sufficient safety distance to the vehicle ahead. To further enforce the latter, we add a soft constraint when solving (10) given by $p_{x,k} \leq \hat{p}_{x,k}^c - 50 + \epsilon$ for all $k \in \mathbb{Z}_{0,\mu}$, and choose the cost function $L_{p2,t}^g(g, \beta, \epsilon) = \frac{1}{2} \epsilon^2 - 2000\beta + \frac{1}{2} \sum_{k=1}^{\mu} \left(\|p_{y,k}^g - \hat{\theta}_{y,t}\|^2 + \|\Delta_k^g - \hat{\theta}_{\Delta,t}\|^2 + \|T_k g + K x_{k-1}^g\|^2 \right)$, where $x_k^g = [p_{x,k}^g \ p_{y,k}^g \ \Delta_k^g]^\top$ is again the state at time k resulting from application of g and starting from $x_0^g = \tilde{x}_t$.

- 3) At $t = 20$ s, the online planner decides to overtake the slow vehicle in front. Therefore, the cost function is switched again to $L_{p3}(u, x; \theta_{p3,t}^y, \theta_{p3,t}^\Delta) = \frac{1}{2} \|p_y - \theta_{p3,t}^y\|^2 + \frac{5}{2} \|\Delta - \theta_{p3,t}^\Delta\|^2 + \frac{1}{2} \|u\|^2$, where $\theta_{p3,t}^y = 3$ m and $\theta_{p3,t}^\Delta = 130$ km/h, i.e., the controlled car shall move to the left lane and accelerate. The additional weighting on the term penalizing the velocity encourages rapid acceleration, so that the controlled car overtakes the slower vehicle quickly. Note that $\theta_{p3,t}^\Delta$ is on the boundary of the constraints. We solve the optimization problem in (10) with $L_{p3,t}^g(g, \beta) = -2000\beta + \sum_{k=1}^{\mu} L_{p3}(T_k g + K x_{k-1}^g, x_{k-1}^g; \hat{\theta}_{y,t}, \hat{\theta}_{\Delta,t}) + L_{p3}(\mathbb{0}_{1,m}, x_\mu^g; \hat{\theta}_{y,t}, \hat{\theta}_{\Delta,t})$.

The scenario described above is shown in Figure 2 together with the closed-loop trajectories. Algorithm 1 stays on the correct lane and keeps a safety distance of approximately 52 m to the slower vehicle ahead. Furthermore, the car's lateral position, velocity and control inputs are shown in Figures 3–6. The variation in the reference velocity in Figure 4 is due to the noisy estimation of the slower vehicle's velocity in the second phase. In all figures, Algorithm 1 is able to robustly satisfy all constraints while achieving good reference tracking. As noted before and can be seen in Figure 4, the velocity reference in Phase 3, $\theta_{p3}^\Delta = 130$ km/h, is on the boundary of the constraints. Due to the constraint tightening approach, the controlled car

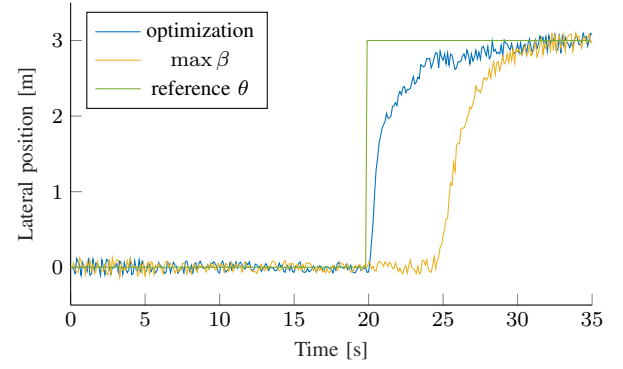


Fig. 3. Lateral position of the controlled car in closed loop for two variants of Algorithm 1 (optimization based solution of (10) (blue) and maximizing β_t in (10) (yellow)) and reference position (green).

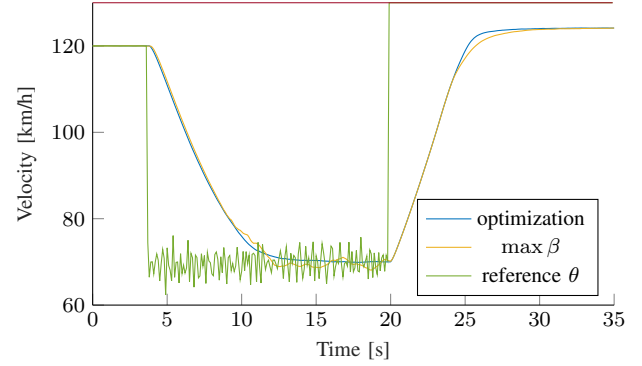


Fig. 4. Velocity of the controlled car for two variants of Algorithm 1 (optimization based solution of (10) (blue) and maximizing β_t in (10) (yellow)), reference velocity (green) and constraint (red).

cannot reach this velocity in steady state and accelerates only to approximately 124 km/h.

In a second simulation, we implement a variant of Algorithm 1 that simply maximizes β_t in (10) (thereby guaranteeing satisfaction of Assumption 5) instead of optimizing the input sequence g_t with respect to the cost functions L^g defined above. All other parameters of Algorithm 1 and the simulation remain the same. The results are shown in Figures 2–6 together with the closed-loop trajectories of the first simulation. As can be seen, this simpler variant of Algorithm 1 performs almost exactly equal to the first variant in the first phase of the simulation. However, in the second phase, this variant of Algorithm 1 switches more frequently between braking and accelerating as can be seen in Figure 6. Moreover, in the last phase, the controlled car is slow to move to the left lane when overtaking the slower vehicle in front. This behavior is caused by only maximizing β_t in (10): In the second phase, maximizing β_t leads to higher sensitivity with respect to changes of $\theta_{p2,t}^\Delta$, i.e., the noisy estimate of the slower vehicle's velocity. In the last phase, when merely maximizing β_t in (10), the optimal solution of (10) is not unique and in our simulation, the Algorithm chooses an input sequence g_t that only steers left towards the end of the prediction horizon. Since only the first part of the predicted input sequence is applied to the autonomous car, this leads to the undesirable slow lane change. Therefore, choosing a cost function in (10)

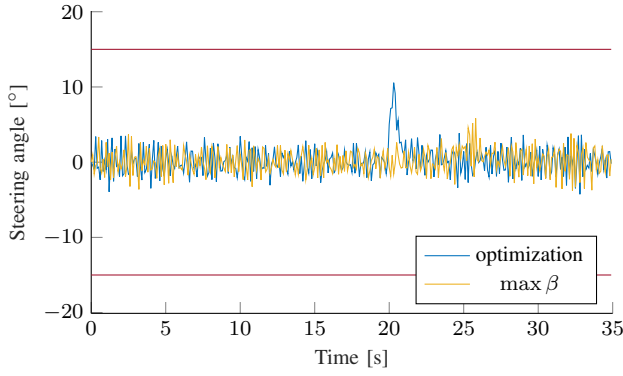


Fig. 5. Steering angle of the controlled car in closed loop for two variants of Algorithm 1 (optimization based solution of (10) (blue) and maximizing β_t in (10) (yellow)) and constraints (red).

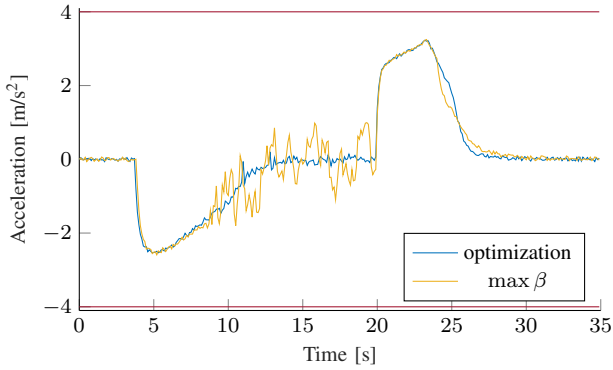


Fig. 6. Acceleration of the controlled car for two variants of Algorithm 1 (optimization based solution of (10) (blue) and maximizing β_t in (10) (yellow)) and constraints (red).

that specifies desirable transient behavior for the controlled system yields improved performance in this numerical case study.

VI. CONCLUSION

In this paper, we propose an algorithm for controlling linear dynamical systems subject to time-varying and a priori unknown cost functions, state and input constraints, exogenous disturbances, and measurement noise. The proposed controller is based on the online convex optimization framework and makes use of techniques originally developed in the context of robust model predictive control. In particular, we develop a constraint tightening that ensures recursive feasibility and constraint satisfaction despite the disturbances acting on the system. The proposed algorithm's dynamic regret is shown to be bounded linearly in the variation of the cost functions and the magnitude of the disturbances.

As discussed above, future work includes establishing different methods to obtain a solution to the feasibility problem (10) that guarantee satisfaction of Assumption 5. Generalizing the presented results to more general system classes, e.g., nonlinear systems or time-varying linear systems is another interesting direction for future research. Finally, different online optimization algorithms than online gradient descent could be

used in the estimation step of the proposed algorithm, possibly improving the closed-loop performance.

APPENDIX

A. Proof of Lemma 1

Proof: First, we show that (i) $z_t^s \in \bar{\mathcal{S}}$ holds for all $t \in \mathbb{Z}_{[0,T]}$. To see this, note that $0 \leq \beta_t$, $0 \leq \lambda_t$ imply

$$0 \leq \lambda_t \beta_t \stackrel{(10),(11)}{\leq} \frac{\|\hat{z}_t^\mu - \hat{\zeta}_t\| c_\beta}{c_\beta \|\hat{z}_t^\mu - \hat{\zeta}_t\|} = 1$$

for all $t \in \mathbb{Z}_{[0,T]}$. Moreover, we get for all $t \in \mathbb{Z}_{[0,T]}$

$$\begin{aligned} x_t^s &:= G_K u_{t-1} \\ &\stackrel{(12)}{=} (1 - \lambda_{t-1} \beta_{t-1}) G_K u_{t-2} + \lambda_{t-1} \beta_{t-1} G_K \hat{\eta}_{t-1} \\ &= (1 - \lambda_{t-1} \beta_{t-1}) x_{t-1}^s + \lambda_{t-1} \beta_{t-1} \hat{\theta}_{t-1}. \end{aligned} \quad (17)$$

Combining this with (12) yields

$$z_t^s = (1 - \lambda_{t-1} \beta_{t-1}) z_{t-1}^s + \lambda_{t-1} \beta_{t-1} \hat{\zeta}_{t-1}. \quad (18)$$

Thus, $z_t^s \in \bar{\mathcal{S}}$ holds for all $t \in \mathbb{Z}_{[0,T]}$ by induction due to Assumption 4 and convexity of $\bar{\mathcal{S}}$.

Second, we show (ii) $\hat{x}_t^\mu \in \{x_t^s\} \oplus \mathcal{P}_\mu^*$. For all $t \in \mathbb{Z}_{[0,T]}$, we get

$$\begin{aligned} \hat{x}_{t+1}^\mu &\stackrel{(7)}{=} A_K^\mu \tilde{x}_{t+1} + S_c \begin{bmatrix} \sigma \hat{u}_t \\ u_t^s \end{bmatrix} \\ &\stackrel{(4),(14)}{=} A_K^\mu (A_K \tilde{x}_t + B T_1 \hat{u}_t + \bar{w}_{t+1}) + S_c \begin{bmatrix} \sigma \hat{u}_t \\ u_t^s \end{bmatrix} \\ &= A_K (A_K^\mu \tilde{x}_t + S_c \hat{u}_t) + B u_t^s + A_K^\mu \bar{w}_{t+1} \\ &\stackrel{(13)}{=} (1 - \lambda_t) A_K \left(A_K^\mu \tilde{x}_t + S_c \begin{bmatrix} \sigma \hat{u}_{t-1} \\ u_{t-1}^s \end{bmatrix} \right) \\ &\quad + \lambda_t A_K (A_K^\mu \tilde{x}_t + S_c g_t) + B u_t^s + A_K^\mu \bar{w}_{t+1} \\ &\stackrel{(7),(10)}{=} (1 - \lambda_t \beta_t) A_K \hat{x}_t^\mu + \lambda_t \beta_t A_K \hat{\theta}_t + B u_t^s + A_K^\mu \bar{w}_{t+1}. \end{aligned} \quad (19)$$

From here, using $x_{t+1}^s = G_K u_t^s$, which implies $x_{t+1}^s = A_K x_{t+1}^s + B u_t^s$, we have

$$\begin{aligned} \hat{x}_{t+1}^\mu - x_{t+1}^s &= \hat{x}_{t+1}^\mu - (A_K x_{t+1}^s + B u_t^s) \\ &\stackrel{(17),(19)}{=} (1 - \lambda_t \beta_t) A_K (\hat{x}_t^\mu - x_t^s) + A_K^\mu \bar{w}_{t+1}. \end{aligned} \quad (20)$$

Hence, $\hat{x}_t^\mu \in \{x_t^s\} \oplus \mathcal{P}_\mu^*$ holds for all $t \in \mathbb{Z}_{[0,T]}$ by Assumption 4 and the definition of the RPI set \mathcal{P}_μ^* .

Next, we show that (iii) $\hat{u}_t, [(\sigma \hat{u}_{t-1})^\top (u_{t-1}^s)^\top]^\top \in \mathcal{Z}_U^\mu(\tilde{x}_t)$. In the following, let $g_t^c := [(\sigma \hat{u}_{t-1})^\top (u_{t-1}^s)^\top]^\top$. We prove the statement by induction. Assume that $g_t^c \in \mathcal{Z}_U^\mu(\tilde{x}_t)$, which is satisfied for $t = 0$ by Assumption 4. Then, g_t^c is a feasible solution to (10) at time t , which implies $\hat{u}_t \in \mathcal{Z}_U^\mu(\tilde{x}_t)$ by (13) and convexity of $\mathcal{Z}_U^\mu(\tilde{x}_t)$. We show that this implies $g_{t+1}^c \in \mathcal{Z}_U^\mu(\tilde{x}_{t+1})$. To do so, fix any⁴ $\tau \in [0, \mu - 2]$.

⁴If $\mu = 1$, then (21) and (22) are sufficient to obtain the desired result.

Then, we have

$$\begin{aligned}
& A_K^{\tau+1} \tilde{x}_{t+1} + \sum_{i=0}^{\tau} A_K^i B T_{\tau-i+1} g_{t+1}^c \\
& \stackrel{(4),(14)}{=} A_K^{\tau+1} (A_K \tilde{x}_t + B T_1 \hat{u}_t + \bar{w}_{t+1}) + \sum_{i=0}^{\tau} A_K^i B T_{\tau-i+2} \hat{u}_t \\
& = A_K^{\tau+2} \tilde{x}_t + \sum_{i=0}^{\tau+1} A_K^i B T_{\tau-i+2} \hat{u}_t + A_K^{\tau+1} \bar{w}_{t+1} \\
& \in \mathcal{X} \ominus \sum_{j=0}^{\tau+1} A_K^j \bar{\mathcal{W}} \oplus A_K^{\tau+1} \bar{\mathcal{W}} \subseteq \mathcal{X} \ominus \sum_{j=0}^{\tau} A_K^j \bar{\mathcal{W}},
\end{aligned}$$

where the last line follows from $\hat{u}_t \in \mathcal{Z}_U^\mu(\tilde{x}_t)$. Moreover, $(u_{t-1}^s, x_t^s) \in \bar{\mathcal{S}}$ as shown above and $\mathcal{P}_\mu^* \oplus \sum_{j=0}^{\mu-1} A_K^j \bar{\mathcal{W}} \subseteq \mathcal{P}$ (compare (5)) imply

$$\begin{aligned}
& A_K^\mu \tilde{x}_{t+1} + \sum_{i=0}^{\mu-1} A_K^i B T_{\mu-i} g_{t+1}^c = A_K^\mu \tilde{x}_{t+1} + S_c \begin{bmatrix} \sigma \hat{u}_t \\ u_t^s \end{bmatrix} \\
& \stackrel{(7)}{=} \hat{x}_{t+1}^\mu \in \{x_{t+1}^s\} \oplus \mathcal{P}_\mu^* \subseteq \mathcal{X} \ominus \mathcal{P} \oplus \mathcal{P}_\mu^* \\
& \subseteq \mathcal{X} \ominus \sum_{j=0}^{\mu-1} A_K^j \bar{\mathcal{W}}.
\end{aligned} \tag{21}$$

Furthermore, for any $\tau \in [0, \mu-2]$,

$$\begin{aligned}
& T_{\tau+1} g_{t+1}^c + K \left(A_K^\tau \tilde{x}_{t+1} + \sum_{i=0}^{\tau-1} A_K^i B T_{\tau-i} g_{t+1}^c \right) \\
& \stackrel{(4),(14)}{=} T_{\tau+1} \begin{bmatrix} \sigma \hat{u}_t \\ u_t^s \end{bmatrix} + K \left(A_K^{\tau+1} \tilde{x}_t + A_K^\tau B T_1 \hat{u}_t \right. \\
& \quad \left. + \sum_{i=0}^{\tau-1} A_K^i B T_{\tau-i+1} \hat{u}_t \right) + K A_K^\tau \bar{w}_{t+1} \\
& = T_{\tau+2} \hat{u}_t + K \left(A_K^{\tau+1} \tilde{x}_t + \sum_{i=0}^{\tau} A_K^i B T_{\tau-i+1} \hat{u}_t \right) \\
& \quad + K A_K^\tau \bar{w}_{t+1} \\
& \in \mathcal{U} \ominus K \sum_{j=0}^{\tau} A_K^j \bar{\mathcal{W}} \oplus K A_K^\tau \bar{\mathcal{W}} \subseteq \mathcal{U} \ominus K \sum_{j=0}^{\tau-1} A_K^j \bar{\mathcal{W}},
\end{aligned}$$

again because $\hat{u}_t \in \mathcal{Z}_U^\mu(\tilde{x}_t)$. Finally, using similar arguments we obtain

$$\begin{aligned}
& \tilde{g} := T_\mu g_{t+1}^c + K \left(A_K^{\mu-1} \tilde{x}_{t+1} + \sum_{i=0}^{\mu-2} A_K^i B T_{\mu-i-1} g_{t+1}^c \right) \\
& \stackrel{(4),(14)}{=} u_t^s + K (A_K^\mu \tilde{x}_t + S_c \hat{u}_t) + K A_K^{\mu-1} \bar{w}_{t+1} \\
& \stackrel{(13)}{=} u_t^s + (1 - \lambda_t) K \left(A_K^\mu \tilde{x}_t + S_c \begin{bmatrix} \sigma \hat{u}_{t-1} \\ u_{t-1}^s \end{bmatrix} \right) \\
& \quad + \lambda_t K (A_K^\mu \tilde{x}_t + S_c g_t) + K A_K^{\mu-1} \bar{w}_{t+1} \\
& \stackrel{(7),(10),(12)}{=} (1 - \lambda_t \beta_t) (K \hat{x}_t^\mu + u_{t-1}^s) + \lambda_t \beta_t (K \hat{\theta}_t + \hat{\eta}_t) \\
& \quad + (1 - \lambda_t \beta_t) K x_t^s - (1 - \lambda_t \beta_t) K x_t^s + K A_K^{\mu-1} \bar{w}_{t+1} \\
& = (1 - \lambda_t \beta_t) (K x_t^s + u_{t-1}^s) + \lambda_t \beta_t (K \hat{\theta}_t + \hat{\eta}_t) \\
& \quad + (1 - \lambda_t \beta_t) K (\hat{x}_t^\mu - x_t^s) + K A_K^{\mu-1} \bar{w}_{t+1}.
\end{aligned}$$

Using $(u_{t-1}^s, x_t^s), (\hat{\eta}_t, \hat{\theta}_t) \in \bar{\mathcal{S}}$, convexity of the set $\bar{\mathcal{S}}$, and $\hat{x}_t^\mu - x_t^s \in \mathcal{P}_\mu^*$ we obtain

$$\begin{aligned}
& \tilde{g} \in \mathcal{U} \ominus K \mathcal{P} \oplus (1 - \lambda_t \beta_t) K \mathcal{P}_\mu^* \oplus K A_K^{\mu-1} \bar{\mathcal{W}} \\
& \subseteq \mathcal{U} \ominus K \mathcal{P}^* \oplus K \mathcal{P}_\mu^* \oplus K A_K^{\mu-1} \bar{\mathcal{W}} \\
& \subseteq \mathcal{U} \ominus K \sum_{j=0}^{\mu-2} A_K^j \bar{\mathcal{W}},
\end{aligned} \tag{22}$$

where the second line follows from $\mathcal{P}^* \subseteq \mathcal{P}$, $0 \in \mathcal{P}_\mu^*$, and $0 \leq \lambda_t \beta_t \leq 1$. Combining all the above results yields

$$g_t^c = \begin{bmatrix} \sigma \hat{u}_{t-1} \\ u_{t-1}^s \end{bmatrix} \in \mathcal{Z}_U^\mu(\tilde{x}_t) \quad \text{and} \quad \hat{u}_t \in \mathcal{Z}_U^\mu(\tilde{x}_t) \tag{23}$$

for all $t \in \mathbb{Z}_{[0,T]}$ by induction due to Assumption 4.

Furthermore, $g_t^c \in \mathcal{Z}_U^\mu(\tilde{x}_t)$ for all $t \in \mathbb{Z}_{[0,T]}$ implies that $\beta_t^c = 0$ and g_t^c is a feasible candidate solution to (10) for all $t \in \mathbb{Z}_{[0,T]}$, because

$$A_K^\mu \tilde{x}_t + S_c g_t^c \stackrel{(7)}{=} \hat{x}_t^\mu = \hat{x}_t^\mu + \beta_t^c (\hat{\theta}_t - \hat{x}_t^\mu),$$

which implies (iv).

Thus, it remains to show (v) that the constraints $x_t \in \mathcal{X}$ and $u_t \in \mathcal{U}$ are satisfied for all $t \in \mathbb{Z}_{[0,T]}$. Since $\hat{u}_t \in \mathcal{Z}_U^\mu(\tilde{x}_t)$ for all $t \in \mathbb{Z}_{[0,T]}$, we have

$$u_t = T_1 \hat{u}_t + K \tilde{x}_t \in \mathcal{U}$$

and

$$\begin{aligned}
x_{t+1} &= A x_t + B u_t + w_t = A_K \tilde{x}_t + B T_\mu \hat{u}_t - A v_t + w_t \\
&\in \mathcal{X} \ominus \bar{\mathcal{W}} \oplus (-A \mathcal{V}) \oplus \mathcal{W} \subseteq \mathcal{X},
\end{aligned}$$

for all $t \in \mathbb{Z}_{[0,T]}$, which concludes the proof since $x_0 \in \mathcal{X}$ by Assumption 4. ■

B. Proof of Lemma 2

Proof: First, fix any $t \in \mathbb{Z}_{[\mu,T]}$ and note that there exists $\delta > 0$ such that $u + Kx \in \mathcal{U} \ominus K \mathcal{P} \ominus \delta \mathbb{B}_m$ and $x \in \mathcal{X} \ominus \mathcal{P} \ominus \delta \mathbb{B}_n$ hold for all $(u, x) \in \bar{\mathcal{S}} \subseteq \text{rel int } \bar{\mathcal{S}}$. Moreover, since A_K is Schur stable, there exist $c_A \geq 1$ and $\phi \in [0, 1)$ such that $\|A_K\|^t \leq c_A \phi^t$. Recall the diameter of the sets \mathcal{X} and \mathcal{U} are $d_\mathcal{X}$ and $d_\mathcal{U}$, respectively. Finally, in order to shorten notation we let $K_{ux} := d_\mathcal{U} + \|K\| d_\mathcal{X}$, $d_m := \max(c_\beta, K_{ux})$, $\tilde{d} := \mu(d_\mathcal{X} + \|B\|(1 + d_m))$, and $d_{\max} := \max(c_A \tilde{d}, d_m + 1 + \|K\| c_A \tilde{d})$. We proceed using a case distinction.

Case 1: $\sum_{i=1}^\mu \lambda_{t-i} > \delta_\lambda := \delta/d_{\max} > 0$. In this case, there exists $i^* \in \mathbb{Z}_{[1,\mu]}$ such that $\lambda_{t-i^*} > \frac{\delta_\lambda}{\mu}$. Since $\lambda_t \beta_t \geq 0$ and $\lambda_t \leq \beta_t$, we get

$$\prod_{i=0}^\mu (1 - \lambda_{t-\mu+i} \beta_{t-\mu+i}) \leq 1 - \lambda_{t-i^*} \beta_{t-i^*} < 1 - \frac{\delta_\lambda^2}{\mu^2} < 1.$$

Case 2: $\sum_{i=1}^\mu \lambda_{t-i} \leq \delta_\lambda$. Using (4), (13) and (14), we get

$$\begin{aligned}
\tilde{x}_t &\stackrel{(4),(14)}{=} A_K \tilde{x}_{t-1} + B T_1 \hat{u}_{t-1} + \bar{w}_t \\
&\stackrel{(13)}{=} A_K \tilde{x}_{t-1} + B T_2 \hat{u}_{t-2} + \lambda_{t-1} B T_1 (g_{t-1} - \sigma \hat{u}_{t-2}) + \bar{w}_t.
\end{aligned}$$

Using this equation recursively yields

$$\begin{aligned}
\tilde{x}_t &= A_K^2 \tilde{x}_{t-2} + A_K B T_2 \hat{u}_{t-3} + B T_2 \hat{u}_{t-2} \\
&\quad + \lambda_{t-1} B T_1 (g_{t-1} - \sigma \hat{u}_{t-2}) \\
&\quad + \lambda_{t-2} A_K B T_1 (g_{t-2} - \sigma \hat{u}_{t-3}) + \bar{w}_t + A_K \bar{w}_{t-1} \\
&\stackrel{(13)}{=} A_K^2 \tilde{x}_{t-2} + A_K B T_2 \hat{u}_{t-3} + B T_3 \hat{u}_{t-3} \\
&\quad + \lambda_{t-1} B T_1 (g_{t-1} - \sigma \hat{u}_{t-2}) \\
&\quad + \lambda_{t-2} (B T_2 (g_{t-2} - \sigma \hat{u}_{t-3}) + A_K B T_1 (g_{t-2} - \sigma \hat{u}_{t-3})) \\
&\quad + \bar{w}_t + A_K \bar{w}_{t-1} \\
&= A_K^\mu \tilde{x}_{t-\mu} + S_c \begin{bmatrix} \sigma \hat{u}_{t-\mu-1} \\ u_{t-\mu-1}^s \end{bmatrix} + \sum_{j=0}^{\mu-1} A_K^j \bar{w}_{t-j} \\
&\quad + \sum_{i=1}^{\mu} \lambda_{t-i} \left(\sum_{k=1}^i A_K^{k-1} B T_{i-k+1} \left(g_{t-i} - \begin{bmatrix} \sigma \hat{u}_{t-i-1} \\ u_{t-i-1}^s \end{bmatrix} \right) \right) \\
&\stackrel{(7)}{=} \hat{x}_{t-\mu}^\mu + \sum_{j=0}^{\mu-1} A_K^j \bar{w}_{t-j} + \sum_{i=1}^{\mu} \lambda_{t-i} \left(\sum_{k=1}^i A_K^{k-1} B \right. \\
&\quad \left. T_{i-k+1} \left(g_{t-i} - \begin{bmatrix} \sigma \hat{u}_{t-i-1} \\ u_{t-i-1}^s \end{bmatrix} \right) \right). \tag{24}
\end{aligned}$$

Second, for all $\tau \in [1, \mu]$ we obtain

$$\begin{aligned}
&T_\tau \begin{bmatrix} \sigma \hat{u}_{t-1} \\ u_{t-1}^s \end{bmatrix} \\
&\stackrel{(12),(13)}{=} T_\tau \begin{bmatrix} \sigma \left((1 - \lambda_{t-1}) \begin{bmatrix} \sigma \hat{u}_{t-2} \\ u_{t-2}^s \end{bmatrix} + \lambda_{t-1} g_{t-1} \right) \\ u_{t-2}^s + \lambda_{t-1} \beta_{t-1} (\hat{\eta}_{t-1} - u_{t-2}^s) \end{bmatrix} \\
&= T_\tau \begin{bmatrix} \sigma (\sigma \hat{u}_{t-2} + \lambda_{t-1} (g_{t-1} - \sigma \hat{u}_{t-2})) \\ u_{t-2}^s + \lambda_{t-1} T_\mu \left(g_{t-1} - \begin{bmatrix} \sigma \hat{u}_{t-2} \\ u_{t-2}^s \end{bmatrix} \right) \\ u_{t-2}^s + \lambda_{t-1} \beta_{t-1} (\hat{\eta}_{t-1} - u_{t-2}^s) \end{bmatrix} \\
&\stackrel{(12),(13)}{=} u_{t-\mu-1}^s + \sum_{j=\mu-\tau+1}^{\mu} \lambda_{t-j} \beta_{t-j} (\hat{\eta}_{t-j} - u_{t-j-1}^s) \\
&\quad + \sum_{k=1}^{\mu-\tau} \lambda_{t-k} T_{\tau+k} \left(g_{t-k} - \begin{bmatrix} \sigma \hat{u}_{t-k-1} \\ u_{t-k-1}^s \end{bmatrix} \right) \tag{25}
\end{aligned}$$

Thus, from (24), if $\lambda_{t-i} = 0$ for all $i = 1, \dots, \mu$, we obtain $\tilde{x}_t = \hat{x}_{t-\mu}^\mu + \sum_{j=0}^{\mu-1} A_K^j \bar{w}_{t-j} \in \{x_{t-\mu}^s\} \oplus \mathcal{P}_\mu^* \oplus \sum_{j=0}^{\mu-1} A_K^j \bar{\mathcal{W}} = \{x_{t-\mu}^s\} \oplus \mathcal{P}^* \subseteq \{x_{t-\mu}^s\} \oplus \mathcal{P}$ by Lemma 1 and $T_\tau [(\sigma \hat{u}_{t-1})^\top \ (u_{t-1}^s)^\top]^\top = u_{t-\mu-1}^s$ for all $\tau \in [1, \mu]$. If $\lambda_{t-i} \neq 0$, we get additional error terms that depend linearly on λ_{t-i} . Next, we bound these error terms for the

case $\sum_{i=1}^{\mu} \lambda_{t-i} \leq \delta_\lambda$. First, we have

$$\begin{aligned}
&\sum_{i=1}^{\mu} \lambda_{t-i} \left(\sum_{k=1}^i A_K^{k-1} B T_{i-k+1} \left(g_{t-i} - \begin{bmatrix} \sigma \hat{u}_{t-i-1} \\ u_{t-i-1}^s \end{bmatrix} \right) \right) \\
&= \sum_{i=1}^{\mu} \lambda_{t-i} \left(\underbrace{\sum_{k=1}^i (A_K^i \tilde{x}_{t-i} + A_K^{k-1} B T_{i-k+1} g_{t-i})}_{\in \mathcal{X} \text{ by (10)}} \right. \\
&\quad \left. - \underbrace{\left(A_K^i \tilde{x}_{t-i} + A_K^{k-1} B T_{i-k+1} \begin{bmatrix} \sigma \hat{u}_{t-i-1} \\ u_{t-i-1}^s \end{bmatrix} \right)}_{\in \mathcal{X} \text{ by (23)}} \right) \\
&\in \left(\mu d_{\mathcal{X}} \sum_{i=1}^{\mu} \lambda_{t-i} \right) \mathbb{B}_n \subseteq \mu d_{\mathcal{X}} \delta_\lambda \mathbb{B}_n. \tag{26}
\end{aligned}$$

Moreover, let

$$\tilde{x}_{t,\tau}^g := A_K^\tau \tilde{x}_t + \sum_{i=0}^{\tau-1} A_K^i B T_{\tau-i} g_t$$

and

$$\tilde{x}_{t,\tau}^p := A_K^\tau \tilde{x}_t + \sum_{i=0}^{\tau-1} A_K^i B T_{\tau-i} \begin{bmatrix} \sigma \hat{u}_{t-1} \\ u_{t-1}^s \end{bmatrix}.$$

Due to (10) and Lemma 1, we have $\tilde{x}_{t,\tau}^g, \tilde{x}_{t,\tau}^p \in \mathcal{X}$ for all $\tau \in [0, \mu]$ and $t \in \mathbb{Z}_{[0,T]}$. Therefore, for any $\tau \in [1, \mu]$ and $t \in \mathbb{Z}_{[0,T]}$, we have

$$\begin{aligned}
&\left\| T_\tau g_t - T_\tau \begin{bmatrix} u_{t-1}^s \\ \sigma \hat{u}_{t-1} \end{bmatrix} \right\| \\
&\leq \left\| K \tilde{x}_{t,\tau-1}^g + T_\tau g_t - K \tilde{x}_{t,\tau-1}^p - T_\tau \begin{bmatrix} \sigma \hat{u}_{t-1} \\ u_{t-1}^s \end{bmatrix} \right\| \\
&\quad + \left\| K (\tilde{x}_{t,\tau-1}^p - \tilde{x}_{t,\tau-1}^g) \right\| \\
&\leq d_{\mathcal{U}} + \|K\| d_{\mathcal{X}} = K_{ux},
\end{aligned}$$

again by (10) and Lemma 1. Thus, we obtain

$$\begin{aligned}
&\sum_{k=1}^{\mu-\tau} \lambda_{t-k} T_{\tau+k} \left(g_{t-k} - \begin{bmatrix} \sigma \hat{u}_{t-k-1} \\ u_{t-k-1}^s \end{bmatrix} \right) \\
&\quad + \sum_{j=\mu-\tau+1}^{\mu} \lambda_{t-j} \beta_{t-j} (\hat{\eta}_{t-j} - u_{t-j-1}^s) \\
&\in \left(K_{ux} \sum_{k=1}^{\mu-\tau} \lambda_{t-k} \right) \mathbb{B}_m \\
&\quad \oplus \left(\left\| \sum_{j=\mu-\tau+1}^{\mu} \lambda_{t-j} \beta_{t-j} (\hat{\eta}_{t-j} - u_{t-j-1}^s) \right\| \right) \mathbb{B}_m \\
&\subseteq \left(K_{ux} \sum_{k=1}^{\mu-\tau} \lambda_{t-k} + c_\beta \sum_{j=\mu-\tau+1}^{\mu} \lambda_{t-j} \right) \mathbb{B}_m \\
&\subseteq \left(\sum_{j=1}^{\mu} \lambda_{t-j} \max(c_\beta, K_{ux}) \right) \mathbb{B}_m \subseteq \delta_\lambda d_m \mathbb{B}_m, \tag{27}
\end{aligned}$$

holds for all $\tau \in [1, \mu]$. Next, we define a candidate solution to (10) given by $g_t^c := \begin{bmatrix} \sigma \hat{u}_{t-1} \\ u_{t-1}^s \end{bmatrix} + \tilde{g}_t$, where $\tilde{g}_t \in \mathcal{G}_\delta := \{g \in \mathbb{R}^{\mu m} : \|T_i \tilde{g}_t\| \leq \delta_\lambda \ \forall i \in [1, \mu]\}$. We proceed to show that

$g_t^c \in \mathcal{Z}_U^\mu(\tilde{x}_t)$. To this end, note that $A_K^\tau \mathcal{P} \subseteq \mathcal{P} \ominus \sum_{j=0}^{\tau-1} A_K^j \bar{\mathcal{W}}$ because \mathcal{P} is an RPI set, and recall that there exists $c_A > 0$ and $\phi \in [0, 1)$ such that $\|A_K^t\| \leq c_A \phi^t \leq c_A$ for all $t \geq 0$. Moreover, Lemma 1 shows $\hat{x}_{t-\mu}^s \in \{x_{t-\mu}^s\} \oplus \mathcal{P}_\mu^*$, which implies

$$\begin{aligned} \tilde{x}_t - x_{t-\mu}^s &\stackrel{(24),(26)}{\in} \mathcal{P}_\mu^* \oplus \sum_{j=0}^{\mu-1} A_K^j \bar{\mathcal{W}} \oplus \mu d_{\mathcal{X}} \delta_\lambda \mathbb{B}_n \\ &\subseteq \mathcal{P} \oplus \mu d_{\mathcal{X}} \delta_\lambda \mathbb{B}_n. \end{aligned} \quad (28)$$

Denote the predicted state trajectory corresponding to the candidate input g_t^c by $\tilde{x}_\tau^c := A_K^\tau \tilde{x}_t + \sum_{i=0}^{\tau-1} A_K^i B T_{\tau-i} g_t^c$. Then, we get for any $\tau \in [0, \mu]$,

$$\begin{aligned} \tilde{x}_\tau^c - x_{t-\mu}^s &= A_K^\tau \tilde{x}_t - x_{t-\mu}^s + \sum_{l=0}^{\tau-1} A_K^l B T_{\tau-l} \tilde{g}_t \\ &\quad + \sum_{i=0}^{\tau-1} A_K^i B T_{\tau-i} \begin{bmatrix} \sigma \hat{u}_{t-1} \\ u_{t-1}^s \end{bmatrix} \\ &\stackrel{(25)}{=} A_K^\tau (\tilde{x}_t - x_{t-\mu}^s) - x_{t-\mu}^s + A_K^\tau x_{t-\mu}^s \\ &\quad + \sum_{i=0}^{\tau-1} A_K^i B u_{t-\mu-1}^s + \sum_{l=0}^{\tau-1} A_K^l B T_{\tau-l} \tilde{g}_t \\ &\quad + \sum_{i=0}^{\tau-1} A_K^i B \left(\sum_{j=\mu-\tau+i+1}^{\mu} \lambda_{t-j} \beta_{t-j} (\hat{\eta}_{t-j} - u_{t-j-1}^s) \right. \\ &\quad \left. + \sum_{k=1}^{\mu-\tau+i} \lambda_{t-k} T_{\tau-i+k} \left(g_{t-k} - \begin{bmatrix} \sigma \hat{u}_{t-k-1} \\ u_{t-k-1}^s \end{bmatrix} \right) \right). \end{aligned}$$

Note that $A_K^\tau x_{t-\mu}^s + \sum_{i=0}^{\tau-1} A_K^i B u_{t-\mu-1}^s - x_{t-\mu}^s = 0$ because $(u_{t-\mu-1}^s, x_{t-\mu}^s)$ is a steady state by definition of x_t^s . Thus, we have

$$\begin{aligned} \tilde{x}_\tau^c - x_{t-\mu}^s &\stackrel{(27),(28)}{\in} A_K^\tau \mathcal{P} \oplus \|A_K^\tau\| \mu d_{\mathcal{X}} \delta_\lambda \mathbb{B}_n \\ &\quad \oplus \left(\sum_{l=0}^{\tau-1} \|A_K^l\| \|B\| \delta_\lambda \right) \mathbb{B}_n \oplus \left(\sum_{i=0}^{\tau-1} \|A_K^i\| \|B\| \delta_\lambda d_m \right) \mathbb{B}_n \\ &\subseteq \mathcal{P} \ominus \sum_{j=0}^{\tau-1} A_K^j \bar{\mathcal{W}} \oplus \delta_\lambda c_A \tilde{d} \mathbb{B}_n \end{aligned} \quad (29)$$

Using the same arguments, we obtain for any $\tau \in [0, \mu-1]$,

$$\begin{aligned} \tilde{x}_{\tau+1}^c &= A_K^{\tau+1} \tilde{x}_t + \sum_{i=0}^{\tau} A_K^i B T_{\tau+1-i} g_t^c \\ &\stackrel{(25)}{=} \underbrace{A_K^{\tau+1} x_{t-\mu}^s + \sum_{i=0}^{\tau} A_K^i B u_{t-\mu-1}^s}_{=x_{t-\mu}^s \in \mathcal{X} \ominus \mathcal{P} \ominus \delta \mathbb{B}_n} \\ &\quad + A_K^{\tau+1} (\tilde{x}_t - x_{t-\mu}^s) + \sum_{i=0}^{\tau} A_K^i B T_{\tau+1-i} \tilde{g}_t \\ &\quad + \sum_{i=0}^{\tau} A_K^i B \left(\sum_{k=1}^{\mu-\tau+i-1} \lambda_{t-k} T_{\tau+1-i+k} \left(g_{t-k} - \begin{bmatrix} \sigma \hat{u}_{t-k-1} \\ u_{t-k-1}^s \end{bmatrix} \right) \right. \\ &\quad \left. + \sum_{j=\mu-\tau+i}^{\mu} \lambda_{t-j} \beta_{t-j} (\hat{\eta}_{t-j} - u_{t-j-1}^s) \right) \\ &\stackrel{(28)}{\in} \mathcal{X} \ominus \mathcal{P} \ominus \delta \mathbb{B}_n \oplus A_K^{\tau+1} \mathcal{P} \oplus \delta_\lambda c_A \tilde{d} \mathbb{B}_n \subseteq \mathcal{X} \ominus \sum_{j=0}^{\tau} A_K^j \bar{\mathcal{W}}, \end{aligned}$$

because $\delta_\lambda c_A \tilde{d} \leq \frac{\delta}{d_{\max}} d_{\max} = \delta$. Finally, for any $\tau \in [0, \mu-1]$, we obtain

$$\begin{aligned} K \tilde{x}_\tau^c + T_{\tau+1} g_t^c &= K \tilde{x}_\tau^c + T_{\tau+1} \begin{bmatrix} \sigma \hat{u}_{t-1} \\ u_{t-1}^s \end{bmatrix} + T_{\tau+1} \tilde{g}_t \\ &\stackrel{(25)}{=} K x_{t-\mu}^s + u_{t-\mu-1}^s + K (\tilde{x}_\tau^c - x_{t-\mu}^s) + T_{\tau+1} \tilde{g}_t \\ &\quad + \sum_{k=1}^{\mu-\tau-1} \lambda_{t-k} T_{\tau+1+k} \left(g_{t-k} + \begin{bmatrix} \sigma \hat{u}_{t-k-1} \\ u_{t-k-1}^s \end{bmatrix} \right) \\ &\quad + \sum_{j=\mu-\tau}^{\mu} \lambda_{t-j} \beta_{t-j} (\hat{\eta}_{t-j} - u_{t-j-1}^s) \\ &\stackrel{(27),(29)}{\in} \mathcal{U} \ominus K \mathcal{P} \ominus \delta \mathbb{B}_m \oplus K \mathcal{P} \ominus K \sum_{j=0}^{\tau-1} A_K^j \bar{\mathcal{W}} \\ &\quad \oplus \|K\| \delta_\lambda c_A \tilde{d} \mathbb{B}_m \oplus \delta_\lambda \mathbb{B}_m \oplus \delta_\lambda d_m \mathbb{B}_m \\ &\subseteq \mathcal{U} \ominus K \sum_{j=0}^{\tau-1} A_K^j \bar{\mathcal{W}} \ominus \left(\delta - \delta_\lambda (d_m + 1 + \|K\| c_A \tilde{d}) \right) \mathbb{B}_m \\ &\subseteq \mathcal{U} \ominus K \sum_{j=0}^{\tau-1} A_K^j \bar{\mathcal{W}}, \end{aligned}$$

because $\delta_\lambda (d_m + 1 + \|K\| c_A \tilde{d}) \leq \frac{\delta}{d_{\max}} d_{\max} = \delta$. Summarizing the above, we have shown that, if $\sum_{i=1}^{\mu} \lambda_{t-i} \leq \delta_\lambda$, then $g_t^c = \begin{bmatrix} \sigma \hat{u}_{t-1} \\ u_{t-1}^s \end{bmatrix} + \tilde{g}_t \in \mathcal{Z}_U^\mu(\tilde{x}_t)$ for all $\tilde{g}_t \in \mathcal{G}_\delta$. Let $\delta_c \in (0, c_\beta^2)$ be such that $\frac{\delta_c}{c_\beta} \mathbb{B}_n \subseteq S_c \mathcal{G}_\delta$, which exists since S_c has full rank by Assumption 2. Thus, in this case there exists a feasible input sequence $g_t^c \in \mathcal{Z}_U^\mu(\tilde{x}_t)$ such that $A_K^\mu \tilde{x}_t + S_c g_t^c = y$ for any $y \in \{\hat{x}_t^\mu\} \oplus \frac{\delta_c}{c_\beta} \mathbb{B}_n$. We prove the required bound on $\prod_{i=0}^{\mu} (1 - \lambda_{t-\mu+i} \beta_{t-\mu+i})$ by another case distinction.

Case 2.1: $\|\hat{\zeta}_t - \hat{z}_t^\mu\| < \sqrt{\delta_c}$. Recall that $\|\hat{\zeta}_t - \hat{z}_t^\mu\| > 0$. Therefore, we can choose $\beta_t \geq \beta_t^c := \frac{\delta_c}{c_\beta \|\hat{\zeta}_t - \hat{z}_t^\mu\|} > \frac{\delta_c}{c_\beta \sqrt{\delta_c}} = \sqrt{\delta_c}/c_\beta > \frac{\|\hat{\zeta}_t - \hat{z}_t^\mu\|}{c_\beta}$ (note that $\frac{c_\beta}{\|\hat{\zeta}_t - \hat{z}_t^\mu\|} \geq \beta_t^c$ as required in (10) is satisfied since $c_\beta^2 \geq \delta_c$) because there exists a feasible

input sequence $g_t^c \in \mathcal{Z}_U^\mu(\tilde{x}_t)$ such that $A_K^\mu \tilde{x}_t + S_K g_t^c = \hat{x}_t^\mu + \beta_t^c(\hat{\theta}_t - \hat{x}_t^\mu) \in \{\hat{x}_t^\mu\} \oplus \frac{\delta_c}{c_\beta} \mathbb{B}_n$ as discussed above. Furthermore, this choice implies $\lambda_t \stackrel{(11)}{=} \min(\frac{\|\hat{\zeta}_t - \hat{z}_t^\mu\|}{c_\beta}, \beta_t) = \frac{\|\hat{\zeta}_t - \hat{z}_t^\mu\|}{c_\beta}$. Thus, we obtain

$$\prod_{i=0}^{\mu} (1 - \lambda_{t-\mu+i} \beta_{t-\mu+i}) \leq 1 - \lambda_t \beta_t \leq 1 - \frac{\delta_c}{c_\beta^2} < 1.$$

Case 2.2: $\|\hat{\zeta}_t - \hat{z}_t^\mu\| \geq \sqrt{\delta_c}$. Recall $\mathcal{Z} := \{(u, x) : u \in \mathcal{U}, x \in \mathcal{X}\}$ and $d_{\mathcal{Z}} := \max_{z_1, z_2 \in \mathcal{Z}} \|z_1 - z_2\|$. Then, we can choose β_t such that $\frac{\|\hat{\zeta}_t - \hat{z}_t^\mu\|}{c_\beta} \geq \beta_t \geq \beta_t^c := \frac{\delta_c}{c_\beta d_{\mathcal{Z}}}$ because $\hat{\zeta}_t, \hat{z}_t^\mu \in \mathcal{Z}$ and $\|\hat{\zeta}_t - \hat{z}_t^\mu\|^2 \geq \delta_c$ imply $\frac{\|\hat{\zeta}_t - \hat{z}_t^\mu\|}{c_\beta} \geq \frac{\delta_c}{c_\beta \|\hat{\zeta}_t - \hat{z}_t^\mu\|} \geq \frac{\delta_c}{c_\beta d_{\mathcal{Z}}}$ and we again have $\beta_t^c(\hat{\zeta}_t - \hat{z}_t^\mu) \in \frac{\delta_c}{c_\beta} \mathbb{B}_n$. Moreover, $\frac{c_\beta}{\|\hat{\zeta}_t - \hat{z}_t^\mu\|} \geq \frac{c_\beta}{d_{\mathcal{Z}}} \geq \frac{\delta_c}{c_\beta d_{\mathcal{Z}}} = \beta_t^c$. Thus, $\lambda_t \stackrel{(11)}{=} \min(\frac{\|\hat{\zeta}_t - \hat{z}_t^\mu\|}{c_\beta}, \beta_t) = \beta_t$ implies

$$\prod_{i=0}^{\mu} (1 - \lambda_{t-\mu+i} \beta_{t-\mu+i}) \leq 1 - \lambda_t \beta_t = 1 - \beta_t^2 \leq 1 - \frac{\delta_c^2}{c_\beta^2 d_{\mathcal{X}}^2} < 1$$

Combining the cases above and letting $\underline{\beta} := \max(1 - \frac{\delta_\lambda^2}{\mu^2}, 1 - \frac{\delta_c}{c_\beta}, 1 - \frac{\delta_c^2}{c_\beta^2 d_{\mathcal{X}}^2}) < 1$ proves the result. ■

C. Proof of Theorem 1

Before we can prove Theorem 1, we first need the following auxiliary result.

Lemma 3: Let $\{a_i\}_{i=0}^{M-1}$ be any sequence that satisfies $a_i \in [0, 1]$ for all $M \in \mathbb{Z}_{\geq 1}$ and all $i \in \mathbb{Z}_{[0, M-1]}$, and let $\epsilon \in (0, 1]$. For any $c \in [0, 1]$, $\prod_{i=0}^{M-1} (1 - a_i) \leq c$ implies $\prod_{i=0}^{M-1} (1 - a_i \epsilon) \leq 1 - (1 - c)\epsilon$.

Proof: Define $m(c) := 1 - (1 - c)\epsilon$. We prove the result by induction on M . Note that the result is trivially true for $M = 1$ since $1 - a_0 \leq c$ implies $a_0 \geq 1 - c$ and, thus, $1 - a_0 \epsilon \leq 1 - (1 - c)\epsilon = m(c)$.

In the following, assume that the result is true for some $M \in \mathbb{Z}_{\geq 1}$, i.e., $\prod_{i=0}^{M-1} (1 - a_i) \leq c$ implies $\prod_{i=0}^{M-1} (1 - a_i \epsilon) \leq m(c)$. Define $d(a_0, \dots, a_{M-1}) := \prod_{i=0}^{M-1} (1 - a_i) \leq 1$, where we omit the arguments of $d(a_0, \dots, a_{M-1})$ in the remainder of this proof. First, assume $d < c$. Then, we obtain $\prod_{i=0}^{M-1} (1 - a_i \epsilon) \leq (1 - a_M \epsilon) m(d) \leq m(d) < m(c)$. Second, let $d \geq c$. Then, $\prod_{i=0}^M (1 - a_i) = (1 - a_M) d \leq c$ implies $a_M \geq 1 - \frac{c}{d}$. Furthermore, we get $\prod_{i=0}^M (1 - a_i \epsilon) = (1 - a_M \epsilon) \cdot \prod_{i=0}^{M-1} (1 - a_i \epsilon) \leq (1 - (1 - \frac{c}{d})\epsilon) m(d)$. Maximizing this upper bound $(1 - (1 - \frac{c}{d})\epsilon) m(d)$ with respect to $d \in [c, 1]$, one obtains that the maximum is attained for $d = c$ (and, equally, $d = 1$), which yields $(1 - (1 - \frac{c}{c})\epsilon) m(c) = m(c)$. Thus, we get that the result is true for $M + 1$, which concludes the proof by induction. ■

Next, we prove Theorem 1.

Proof: Constraint satisfaction and recursive feasibility follows from Lemma 1. First, note that ζ_t, \hat{x}_t^μ , and x_t^s are only defined for $t \in \mathbb{Z}_{[0, T]}$, and u_t^s is only defined for $t \in \mathbb{Z}_{[-1, T]}$. Therefore, we additionally define without loss of generality $\zeta_t = \hat{z}_t^\mu = \hat{\zeta}_t = z_t^s = z_0^s$ for all $t < 0$. Second, $0 < \gamma \leq \frac{2}{\alpha + l}$

together with Assumption 3 implies the following convergence rate of gradient descent in (9)

$$\|\hat{\zeta}_t - \zeta_{t-1}\| \leq \kappa \|\hat{z}_t^\mu - \zeta_{t-1}\|, \quad (30)$$

where $\kappa = 1 - \gamma\alpha \in [0, 1)$ (compare, e.g., [40, Theorem 2.2.14]). Next, by the definition of dynamic regret and Lipschitz continuity in Assumption 3 we get

$$\begin{aligned} \mathcal{R}_T &\stackrel{(16)}{=} \sum_{t=0}^T L_t(u_t, x_t) - L_t(\eta_t + K\theta_t, \theta_t) \\ &\leq G \sum_{t=0}^T \left\| \begin{bmatrix} u_t \\ x_t \end{bmatrix} - \begin{bmatrix} \eta_t + K\theta_t \\ \theta_t \end{bmatrix} \right\| \\ &\stackrel{(14)}{=} G \sum_{t=0}^T \left\| \begin{bmatrix} T_1 \hat{u}_t - \eta_t + K(\tilde{x}_t - \theta_t) \\ \tilde{x}_t - \theta_t \end{bmatrix} - \begin{bmatrix} 0 \\ v_t \end{bmatrix} \right\| \\ &\leq \tilde{C}_0 + G(\|K\| + 1) \sum_{t=\mu}^T \left\| \begin{bmatrix} T_\mu \hat{u}_t - \eta_t \\ \tilde{x}_t - \theta_t \end{bmatrix} \right\| + G \sum_{t=0}^T \|v_t\|, \end{aligned}$$

where $\tilde{C}_0 := G \sum_{t=0}^{\mu-1} \left\| \begin{bmatrix} K\tilde{x}_t + T_1 \hat{u}_t - (K\theta_t + \eta_t) \\ \tilde{x}_t - \theta_t \end{bmatrix} \right\|$. Note $\tilde{C}_0 \leq G\mu(d_{\mathcal{U}} + d_{\mathcal{X}} + r_{\mathcal{V}})$ by Lemma 1 and $\zeta_t \in \mathcal{S}$, where $r_{\mathcal{V}} := \max_{v \in \mathcal{V}} \|v\|$. Then, using the triangle inequality we get

$$\begin{aligned} \mathcal{R}_T &\leq \tilde{C}_0 + G(\|K\| + 1) \underbrace{\sum_{t=0}^{T-\mu} \left\| \begin{bmatrix} T_1 \hat{u}_{t+\mu} \\ \tilde{x}_{t+\mu} \end{bmatrix} - \hat{z}_t^\mu \right\|}_{\text{Part III}} \\ &\quad + G(\|K\| + 1) \underbrace{\sum_{t=0}^{T-\mu} \|\hat{z}_t^\mu - \zeta_t\|}_{\text{Part II}} \\ &\quad + G(\|K\| + 1) \underbrace{\sum_{t=0}^{T-\mu} \|\zeta_{t+\mu} - \zeta_t\|}_{\text{Part I}} + G \sum_{t=0}^T \|v_t\|. \end{aligned} \quad (31)$$

We proceed to bound the three sums in (31) separately.

Part I: We have

$$\begin{aligned} \sum_{t=0}^{T-\mu} \|\zeta_{t+\mu} - \zeta_t\| &= \sum_{t=0}^{T-\mu} \left\| \sum_{i=t+1}^{t+\mu} \zeta_i - \zeta_{i-1} \right\| \\ &\leq \sum_{t=0}^{T-\mu} \sum_{i=t+1}^{t+\mu} \|\zeta_i - \zeta_{i-1}\| \leq \mu \sum_{t=0}^T \|\zeta_t - \zeta_{t-1}\|. \end{aligned} \quad (32)$$

Part II: Let $\tau^0 := \{\tau_l^0\}_{l=1}^{n_0}$ be the time instances where $\|\hat{\zeta}_t - \hat{z}_t^\mu\| = 0$, i.e., $\|\hat{\zeta}_t - \hat{z}_t^\mu\| = 0$ if and only if $t \in \tau^0$. Let $\tau_0^0 := -1$ and $\tau_{n_0+1}^0 := T + 1$. Finally, note that $\|\hat{\zeta}_t - \hat{z}_t^\mu\| = 0$ implies $\hat{\zeta}_t = \hat{z}_t^\mu = \zeta_{t-1}$ by (30), i.e., $u_{t-1}^s = \eta_{t-1}$. Thus, we get $x_t^s = S_K u_{t-1}^s = S_K \eta_{t-1} = \theta_{t-1}$ for all $t \in \tau^0$, which implies $z_t^s = \zeta_{t-1} = \hat{z}_t^\mu$. Fix any $l \in \mathbb{Z}_{[1, n_0]}$. Using (20), we

get for any $t \in \mathbb{Z}_{[\tau_l^0+1, \tau_{l+1}^0-1]}$

$$\begin{aligned} \|\hat{z}_t^\mu - z_t^s\| &= \|\hat{x}_t^\mu - x_t^s\| \\ &\stackrel{(20)}{\leq} (1 - \lambda_{t-1}\beta_{t-1}) \|A_K(\hat{x}_{t-1}^\mu - x_{t-1}^s)\| + \|A_K^\mu\| \|\bar{w}_t\| \\ &\stackrel{(20)}{\leq} \|A_K^{t-\tau_l^0}\| \|\hat{x}_{\tau_l^0}^\mu - x_{\tau_l^0}^s\| \prod_{i=\tau_l^0}^{t-1} (1 - \lambda_i\beta_i) \\ &\quad + \sum_{k=\tau_l^0+1}^t \left(\prod_{j=k}^{t-1} (1 - \lambda_j\beta_j) \right) \|A_K^{t+\mu-k}\| \|\bar{w}_k\| \\ &= \sum_{k=\tau_l^0+1}^t \left(\prod_{j=k}^{t-1} (1 - \lambda_j\beta_j) \right) \|A_K^{t+\mu-k}\| \|\bar{w}_k\|, \end{aligned}$$

because $\|\hat{z}_t^\mu - z_t^s\| = 0$ for any $t \in \tau^0$. Recall the constants $c_A \geq 1$ and $\phi \in [0, 1)$ such that $\|A_K^t\| \leq c_A \phi^t \leq c_A$ holds for any $t \in \mathbb{Z}_{\geq 0}$. Then, for any $\tau \in \mathbb{Z}_{[\tau_l^0, \tau_{l+1}^0-1]}$, summing over the above inequality yields

$$\begin{aligned} \sum_{t=\tau_l^0}^{\tau} \|\hat{z}_t^\mu - z_t^s\| &\leq \sum_{t=\tau_l^0+1}^{\tau} \sum_{k=\tau_l^0+1}^t \left(\prod_{j=k}^{t-1} (1 - \lambda_j\beta_j) \right) c_A \|\bar{w}_k\| \\ &\leq c_A \sum_{t=\tau_l^0+1}^{\tau} \|\bar{w}_t\| \left(\sum_{k=t}^{\tau} \prod_{j=t}^{k-1} (1 - \lambda_j\beta_j) \right), \end{aligned}$$

where we can use Assumption 5 to get

$$\begin{aligned} \sum_{t=\tau_l^0}^{\tau} \|\hat{z}_t^\mu - z_t^s\| &\leq c_A \sum_{t=\tau_l^0+1}^{\tau} \|\bar{w}_t\| \left(\sum_{k=0}^{\tau-t} \prod_{j=0}^{k-1} (1 - \lambda_{t+j}\beta_{t+j}) \right) \\ &\leq c_A \sum_{t=\tau_l^0+1}^{\tau} \|\bar{w}_t\| \left((M+1) \sum_{i=0}^{\lceil \frac{\tau-t}{M} \rceil} p_\beta^i \right) \leq M_\beta \sum_{t=\tau_l^0+1}^{\tau} \|\bar{w}_t\|, \end{aligned}$$

where $M_\beta := \frac{c_A(M+1)}{1-p_\beta}$. Furthermore, for $l = 0$, we obtain by similar arguments

$$\sum_{t=0}^{\tau} \|\hat{z}_t^\mu - z_t^s\| \leq M_\beta \|\hat{x}_0^\mu - x_0^s\| + M_\beta \sum_{t=1}^{\tau} \|\bar{w}_t\|$$

for any $\tau \in \mathbb{Z}_{[0, \tau_1^0-1]}$. Finally, noting that

$$\left(\sum_{i=0}^{l-1} \sum_{t=\tau_i^0}^{\tau_{i+1}^0-1} a_t \right) + \left(\sum_{t=\tau_l^0}^{\tau} a_t \right) = \sum_{t=0}^{\tau} a_t \quad (33)$$

holds for any sequence a_t , we obtain

$$\begin{aligned} \sum_{t=0}^{\tau} \|\hat{z}_t^\mu - z_t^s\| &\leq M_\beta \|\hat{x}_0^\mu - x_0^s\| + M_\beta \sum_{t=1}^{\tau} \|\bar{w}_t\| \\ &\leq M_\beta \sum_{t=0}^{\tau-1} \|w_t\| + M_\beta (\|A\| + 1) \sum_{t=0}^{\tau} \|v_t\| + M_\beta \|\hat{x}_0^\mu - x_0^s\|. \end{aligned} \quad (34)$$

Next, for any $l \in \mathbb{Z}_{[0, n_0]}$ and $t \in \mathbb{Z}_{[\tau_l^0+1, \tau_{l+1}^0-1]}$, using $0 \leq \lambda_t\beta_t \leq 1$ yields

$$\begin{aligned} \|z_t^s - \zeta_{t-1}\| &\leq \|z_t^s - \zeta_{t-2}\| + \|\zeta_{t-1} - \zeta_{t-2}\| \\ &\stackrel{(18)}{\leq} (1 - \lambda_{t-1}\beta_{t-1}) \|z_{t-1}^s - \zeta_{t-2}\| \\ &\quad + \lambda_{t-1}\beta_{t-1} \|\hat{\zeta}_{t-1} - \zeta_{t-2}\| + \|\zeta_{t-1} - \zeta_{t-2}\| \\ &\stackrel{(30)}{\leq} (1 - \lambda_{t-1}\beta_{t-1}) \|z_{t-1}^s - \zeta_{t-2}\| \\ &\quad + \lambda_{t-1}\beta_{t-1}\kappa \|\hat{z}_{t-1}^\mu - \zeta_{t-2}\| + \|\zeta_{t-1} - \zeta_{t-2}\| \\ &\leq (1 - \lambda_{t-1}\beta_{t-1}(1 - \kappa)) \|z_{t-1}^s - \zeta_{t-2}\| \\ &\quad + \lambda_{t-1}\beta_{t-1}\kappa \|\hat{z}_{t-1}^\mu - z_{t-1}^s\| + \|\zeta_{t-1} - \zeta_{t-2}\| \\ &\leq \tilde{\lambda}_{t-1} \|z_{t-1}^s - \zeta_{t-2}\| + \kappa \|\hat{z}_{t-1}^\mu - z_{t-1}^s\| + \|\zeta_{t-1} - \zeta_{t-2}\|, \end{aligned} \quad (35)$$

where $\tilde{\lambda}_t := (1 - \lambda_t\beta_t(1 - \kappa))$. Applying (35) recursively yields

$$\begin{aligned} \|z_t^s - \zeta_{t-1}\| &\leq \left(\prod_{i=\tau_l^0}^{t-1} \tilde{\lambda}_i \right) \|z_{\tau_l^0}^s - \zeta_{\tau_l^0-1}\| \\ &\quad + \kappa \sum_{j=\tau_l^0}^{t-1} \left(\prod_{i=j+1}^{t-1} \tilde{\lambda}_i \right) \|\hat{z}_j^\mu - z_j^s\| + \sum_{j=\tau_l^0}^{t-1} \left(\prod_{i=j+1}^{t-1} \tilde{\lambda}_i \right) \|\zeta_j - \zeta_{j-1}\| \\ &= \sum_{j=\tau_l^0}^{t-1} \left(\prod_{i=j+1}^{t-1} \tilde{\lambda}_i \right) \|\zeta_j - \zeta_{j-1}\| + \kappa \sum_{j=\tau_l^0}^{t-1} \left(\prod_{i=j+1}^{t-1} \tilde{\lambda}_i \right) \|\hat{z}_j^\mu - z_j^s\| \end{aligned}$$

because $\tau_l^0 \in \tau^0$ implies $z_{\tau_l^0}^s = \zeta_{\tau_l^0-1}$ as discussed above. Thus, for any $\tau \in \mathbb{Z}_{[\tau_l^0, \tau_{l+1}^0-1]}$, summing over the above inequality leads to

$$\begin{aligned} \sum_{t=\tau_l^0}^{\tau} \|z_t^s - \zeta_{t-1}\| &\leq \sum_{t=\tau_l^0}^{\tau-1} \|\zeta_t - \zeta_{t-1}\| \left(\sum_{j=0}^{\tau-t-1} \prod_{i=0}^{j-1} \tilde{\lambda}_{t+i+1} \right) \\ &\quad + \kappa \sum_{t=\tau_l^0}^{\tau-1} \|\hat{z}_t^\mu - z_t^s\| \left(\sum_{j=0}^{\tau-t-1} \prod_{i=0}^{j-1} \tilde{\lambda}_{t+i+1} \right). \end{aligned}$$

From here, we can apply Assumption 5 and Lemma 3 with $c = p_\beta$ and $\epsilon = 1 - \kappa$ to get

$$\begin{aligned} \sum_{t=\tau_l^0}^{\tau} \|z_t^s - \zeta_{t-1}\| &\leq \sum_{t=\tau_l^0}^{\tau-1} \|\zeta_t - \zeta_{t-1}\| \left((M+1) \sum_{i=0}^{\lceil \frac{\tau-t-1}{M} \rceil} \underline{\beta}^i \right) \\ &\quad + \kappa \sum_{t=\tau_l^0}^{\tau-1} \|\hat{z}_t^\mu - z_t^s\| \left((M+1) \sum_{i=0}^{\lceil \frac{\tau-t-1}{M} \rceil} \underline{\beta}^i \right) \\ &\leq \frac{M+1}{1-\underline{\beta}} \sum_{t=\tau_l^0}^{\tau} \|\zeta_t - \zeta_{t-1}\| + \frac{\kappa(M+1)}{1-\underline{\beta}} \sum_{t=\tau_l^0}^{\tau} \|\hat{z}_t^\mu - z_t^s\|, \end{aligned} \quad (36)$$

where $\underline{\beta} := 1 - (1 - p_\beta)(1 - \kappa)$. Using (33), (34), and (36),

we get the desired result

$$\begin{aligned}
\sum_{t=0}^{\tau} \|\hat{z}_t^{\mu} - \zeta_t\| &\leq \sum_{t=0}^{\tau} \|\hat{z}_t^{\mu} - z_t^s\| + \|z_t^s - \zeta_{t-1}\| + \|\zeta_t - \zeta_{t-1}\| \\
&\stackrel{(33),(36)}{\leq} \left(\frac{M+1}{1-\underline{\beta}} + 1\right) \sum_{t=0}^{\tau} \|\zeta_t - \zeta_{t-1}\| \\
&\quad + \left(\frac{M+1}{1-\underline{\beta}} \kappa + 1\right) \sum_{t=0}^{\tau} \|\hat{z}_t^{\mu} - z_t^s\| \\
&\stackrel{(34)}{\leq} (c_M - 1) \sum_{t=0}^{\tau} \|\zeta_t - \zeta_{t-1}\| + \frac{c_{\bar{w}}}{1+\kappa} \sum_{t=0}^{\tau-1} \|w_t\| \\
&\quad + \frac{c_{\bar{w}}(\|A\| + 1)}{1+\kappa} \sum_{t=0}^{\tau} \|v_t\| + \frac{c_{\bar{w}}}{1+\kappa} \|\hat{x}_0^{\mu} - x_0^s\|,
\end{aligned} \tag{37}$$

where $c_M := \frac{M+1}{1-\underline{\beta}} + 2$ and $c_{\bar{w}} := (1+\kappa)M_{\beta} \left(\frac{M+1}{1-\underline{\beta}} \kappa + 1\right)$.

Part III: Note that (37) leads to

$$\begin{aligned}
\sum_{t=0}^{\tau} \|\hat{z}_t^{\mu} - \hat{\zeta}_t\| &\leq \sum_{t=0}^{\tau} \|\hat{z}_t^{\mu} - \zeta_{t-1}\| + \sum_{t=0}^{\tau} \|\hat{\zeta}_t - \zeta_{t-1}\| \\
&\stackrel{(30)}{\leq} (1+\kappa) \sum_{t=0}^{\tau} \|\hat{z}_t^{\mu} - \zeta_t\| + (1+\kappa) \sum_{t=0}^{\tau} \|\zeta_t - \zeta_{t-1}\| \\
&\stackrel{(37)}{\leq} (1+\kappa)c_M \sum_{t=0}^{\tau} \|\zeta_t - \zeta_{t-1}\| + c_{\bar{w}} \sum_{t=0}^{\tau-1} \|w_t\| \\
&\quad + c_{\bar{w}}(\|A\| + 1) \sum_{t=0}^{\tau} \|v_t\| + c_{\bar{w}} \|\hat{x}_0^{\mu} - x_0^s\|.
\end{aligned} \tag{38}$$

and, using $\lambda_t \beta_t \leq 1$,

$$\begin{aligned}
\sum_{t=0}^{T-\mu} \|u_t^s - u_{t-1}^s\| &\stackrel{(12)}{=} \sum_{t=0}^{T-\mu} \lambda_t \beta_t \|\hat{\eta}_t - u_{t-1}^s\| \stackrel{(8)}{\leq} \sum_{t=0}^{T-\mu} \|\hat{\zeta}_t - \hat{z}_t^{\mu}\| \\
&\stackrel{(38)}{\leq} (1+\kappa)c_M \sum_{t=0}^{T-\mu} \|\zeta_t - \zeta_{t-1}\| + c_{\bar{w}} \sum_{t=0}^{T-\mu-1} \|w_t\| \\
&\quad + c_{\bar{w}}(\|A\| + 1) \sum_{t=0}^{T-\mu} \|v_t\| + c_{\bar{w}} \|\hat{x}_0^{\mu} - x_0^s\|.
\end{aligned} \tag{39}$$

Define $\Lambda_j^i := \prod_{t=i}^j (1 - \lambda_t) \leq 1$, and note that

$$\Lambda_{t+j}^t + \sum_{i=0}^j \Lambda_{t+j}^{t+1+i} \lambda_{t+i} = \Lambda_{t+j}^{t+1} + \sum_{i=1}^j \Lambda_{t+j}^{t+1+i} \lambda_{t+i} = 1. \tag{40}$$

Then, we get for $j \in [0, \mu]$ by repeatedly using (13)

$$\begin{aligned}
T_1 \hat{u}_{t+j} &\stackrel{(13)}{=} (1 - \lambda_{t+j}) T_1 \begin{bmatrix} \sigma \hat{u}_{t+j-1} \\ u_{t+j-1}^s \end{bmatrix} + \lambda_{t+j} T_1 g_{t+j} \\
&\stackrel{(13)}{=} \Lambda_{t+j}^{t+j-1} T_2 \begin{bmatrix} \sigma \hat{u}_{t+j-2} \\ u_{t+j-2}^s \end{bmatrix} + \sum_{i=j-1}^j \Lambda_{t+j}^{t+i+1} \lambda_{t+i} T_{j-i+1} g_{t+i} \\
&\stackrel{(13)}{=} \begin{cases} \Lambda_{t+j}^t T_{2+j} \hat{u}_{t-1} + \sum_{i=0}^j \Lambda_{t+j}^{t+1+i} \lambda_{t+i} T_{j-i+1} g_{t+i} & \text{if } j \in [0, \mu-2] \\ \Lambda_{t+\mu-1}^t u_{t-1}^s + \sum_{i=0}^{\mu-1} \Lambda_{t+\mu-1}^{t+1+i} \lambda_{t+i} T_{\mu-i} g_{t+i} & \text{if } j = \mu-1 \\ \Lambda_{t+\mu}^{t+1} u_t^s + \sum_{i=1}^{\mu} \Lambda_{t+\mu}^{t+1+i} \lambda_{t+i} T_{\mu-i+1} g_{t+i} & \text{if } j = \mu \end{cases}
\end{aligned} \tag{41}$$

Furthermore, from applying (4) and (14) repeatedly, we get

$$\tilde{x}_{t+\mu} = A_K^{\mu} \tilde{x}_t + S_c \begin{bmatrix} T_1 \hat{u}_t \\ \vdots \\ T_1 \hat{u}_{t+\mu-1} \end{bmatrix} + \sum_{i=0}^{\mu-1} A_K^i \bar{w}_{t+\mu-i}$$

for any $t \in [0, T - \mu]$. Finally, using $\Lambda_i^j \leq 1$, we have for any $t \in [0, T - \mu]$

$$\begin{aligned}
\|\hat{z}_t^{\mu} - \begin{bmatrix} T_1 \hat{u}_{t+\mu} \\ \tilde{x}_{t+\mu} \end{bmatrix}\| &\stackrel{(7)}{\leq} \left\| S_c \left(\begin{bmatrix} \sigma \hat{u}_{t-1} \\ u_{t-1}^s \end{bmatrix} - \begin{bmatrix} T_1 \hat{u}_t \\ \vdots \\ T_1 \hat{u}_{t+\mu-1} \end{bmatrix} \right) \right\| \\
&\quad + \left\| \sum_{i=0}^{\mu-1} A_K^i \bar{w}_{t+\mu-i} \right\| \\
&\stackrel{(41)}{\leq} \left\| S_c \begin{bmatrix} u_{t-1}^s - \Lambda_{t+\mu}^{t+1} u_t^s - \sum_{i=1}^{\mu} \Lambda_{t+\mu}^{t+1+i} \lambda_{t+i} T_{\mu+i+1} g_{t+i} \\ T_2 \hat{u}_{t-1} - (1 - \lambda_t) T_2 \hat{u}_{t-1} - \lambda_t T_1 g_t \\ \vdots \\ (1 - \Lambda_{t+\mu-1}^t) u_{t-1}^s - \sum_{i=0}^{\mu-1} \Lambda_{t+\mu-1}^{t+1+i} \lambda_{t+i} T_{\mu-i} g_{t+i} \end{bmatrix} \right\| \\
&\quad + \sum_{i=0}^{\mu-1} \|A_K^i\| \|\bar{w}_{t+\mu-i}\| \\
&\stackrel{(40)}{\leq} \left\| S_c \begin{bmatrix} u_{t-1}^s - u_t^s - \sum_{i=1}^{\mu} \Lambda_{t+\mu}^{t+1+i} \lambda_{t+i} (T_{\mu+i+1} g_{t+i} - u_t^s) \\ -\lambda_t (T_1 g_t - T_2 \hat{u}_{t-1}) \\ \vdots \\ -\sum_{i=0}^{\mu-1} \Lambda_{t+\mu-1}^{t+1+i} \lambda_{t+i} (T_{\mu-i} g_{t+i} - u_{t-1}^s) \end{bmatrix} \right\| \\
&\quad + \sum_{i=0}^{\mu-1} \|A_K^i\| \|\bar{w}_{t+\mu-i}\| \\
&\leq \|u_{t-1}^s - u_t^s\| + \sum_{i=1}^{\mu} \lambda_{t+i} \|T_{\mu+i+1} g_{t+i} - u_t^s\| \\
&\quad + \|S_c\| \sum_{j=0}^{\mu-1} \left\| \sum_{i=0}^j \lambda_{t+i} \left(T_{j-i+1} g_{t+i} - T_{1+j} \begin{bmatrix} \sigma \hat{u}_{t-1} \\ u_{t-1}^s \end{bmatrix} \right) \right\| \\
&\quad + \sum_{i=0}^{\mu-1} \|A_K^i\| \|\bar{w}_{t+\mu-i}\| \\
&\leq \|u_{t-1}^s - u_t^s\| + K_{ux} \sum_{i=1}^{\mu} \lambda_{t+i} + \|S_c\| K_{ux} \sum_{j=0}^{\mu-1} \sum_{i=0}^j \lambda_{t+i} \\
&\quad + \sum_{i=0}^{\mu-1} \|A_K^i\| \|\bar{w}_{t+\mu-i}\|.
\end{aligned}$$

Finally, let $c_u := \frac{K_{ux}\mu}{c_{\beta}} (1 + \|S_c\| \frac{\mu+1}{2})$ and $c_{a\phi} := c_A \frac{1-\phi^{\mu}}{1-\phi}$.

Summing over the above inequality, we get the desired result

$$\begin{aligned}
& \sum_{t=0}^{T-\mu} \left\| \hat{z}_t^\mu - \begin{bmatrix} T_1 \hat{u}_{t+\mu} \\ \hat{x}_{t+\mu} \end{bmatrix} \right\| \leq \sum_{t=0}^{T-\mu} \|u_{t-1}^s - u_t^s\| \\
& + K_{ux} \sum_{t=0}^{T-\mu} \sum_{i=1}^{\mu} \lambda_{t+i} + \|S_c\| K_{ux} \sum_{t=0}^{T-\mu} \sum_{j=0}^{\mu-1} \sum_{i=0}^j \lambda_{t+i} \\
& + \sum_{t=0}^{T-\mu} \sum_{i=0}^{\mu-1} \|A_K^i\| \|\bar{w}_{t+\mu-i}\| \\
& \leq \sum_{t=0}^{T-\mu} \|u_{t-1}^s - u_t^s\| + K_{ux} \mu \left(\|S_c\| \frac{\mu+1}{2} + 1 \right) \sum_{t=0}^T \lambda_t \\
& + c_A \sum_{t=1}^T \|\bar{w}_t\| \left(\sum_{i=0}^{\mu-1} \phi^i \right) \\
& \stackrel{(11)}{\leq} \sum_{t=0}^{T-\mu} \|u_{t-1}^s - u_t^s\| + c_u \sum_{t=0}^T \|\hat{z}_t^\mu - \hat{\zeta}_t\| + c_{a\phi} \sum_{t=1}^T \|\bar{w}_t\| \\
& \stackrel{(38),(39)}{\leq} (1 + \kappa) c_M (1 + c_u) \sum_{t=0}^{T-\mu} \|\zeta_t - \zeta_{t-1}\| \\
& + (c_{a\phi} + c_{\bar{w}}(1 + c_u)) \sum_{t=0}^{T-1} \|w_t\| \\
& + (c_{\bar{w}}(1 + c_u) + c_{a\phi}) (\|A\| + 1) \sum_{t=0}^T \|v_t\| \\
& + c_{\bar{w}}(1 + c_u) \|\hat{z}_0^\mu - x_0^s\|
\end{aligned} \tag{42}$$

The result then follows from inserting (32), (37) with $\tau = T - \mu$, and (42) into (31). ■

REFERENCES


- [1] S. Shalev-Shwartz, "Online learning and online convex optimization," *Foundations and Trends® in Machine Learning*, vol. 4, no. 2, pp. 107–194, 2012.
- [2] E. Hazan, "Introduction to online convex optimization," *Foundations and Trends® in Optimization*, vol. 2, no. 3-4, pp. 157–325, 2016.
- [3] Y. Tang, K. Dvijotham, and S. Low, "Real-time optimal power flow," *IEEE Transactions on Smart Grid*, vol. 8, no. 6, pp. 2963–2973, 2017.
- [4] T. Zheng, J. Simpson-Porco, and E. Mallada, "Implicit trajectory planning for feedback linearizable systems: A time-varying optimization approach," in *Proc. 2020 American Control Conference*, 2020, pp. 4677–4682.
- [5] Y. Li, X. Chen, and N. Li, "Online optimal control with linear dynamics and predictions: Algorithms and regret analysis," in *Advances in Neural Information Processing Systems*, 2019, pp. 14 858 – 14 870.
- [6] N. Agarwal, B. Bullins, E. Hazan, S. Kakade, and K. Singh, "Online control with adversarial disturbances," in *Proc. 36th International Conference on Machine Learning*, vol. 97, 2019, pp. 111–119.
- [7] G. Shi, Y. Lin, S.-J. Chung, Y. Yue, and A. Wierman, "Online optimization with memory and competitive control," in *Advances in Neural Information Processing Systems*, vol. 33. Curran Associates, Inc., 2020, pp. 20 636–20 647.
- [8] E. Hazan and K. Singh, "Introduction to online nonstochastic control," 2022, available online at arXiv:2211.09619.
- [9] M. Nonhoff and M. A. Müller, "Online convex optimization for data-driven control of dynamical systems," *IEEE Open Journal of Control Systems*, vol. 1, pp. 180–193, 2022.
- [10] Y. Lin, J. A. Preiss, E. T. Anand, Y. Li, Y. Yue, and A. Wierman, "Online adaptive policy selection in time-varying systems: No-regret via contractive perturbations," in *Thirty-seventh Conference on Neural Information Processing Systems*, 2023.
- [11] A. Karapetyan, D. Bolliger, A. Tsiamis, E. C. Balta, and J. Lygeros, "Online linear quadratic tracking with regret guarantees," 2023, available online at arXiv:2303.10260.
- [12] A. Didier, J. Sieber, and M. N. Zeilinger, "A system level approach to regret optimal control," *IEEE Control Systems Letters*, vol. 6, pp. 2792–2797, 2022.
- [13] G. Goel and B. Hassibi, "Regret-optimal measurement-feedback control," in *Proc. 3rd Conference on Learning for Dynamics and Control*, vol. 144, 2021, pp. 1270–1280.
- [14] A. Martin, L. Furieri, F. Dörfler, J. Lygeros, and G. Ferrari-Trecate, "Safe control with minimal regret," in *Proc. 4th Annual Learning for Dynamics and Control Conference*, vol. 168, 2022, pp. 726–738.
- [15] A. Martin, L. Furieri, F. Dörfler, J. Lygeros, and G. Ferrari-Trecate, "On the guarantees of minimizing regret in receding horizon," 2023, available online at arXiv:2306.14561.
- [16] M. Gharbi, B. Ghahesifard, and C. Ebenbauer, "Anytime proximity moving horizon estimation: Stability and regret for nonlinear systems," in *Proc. 2021 IEEE Conference on Decision and Control*, 2021, pp. 728–735.
- [17] M. Nonhoff and M. A. Müller, "On the relation between dynamic regret and closed-loop stability," *Systems & Control Letters*, vol. 177, p. 105532, 2023.
- [18] A. Karapetyan, A. Tsiamis, E. C. Balta, A. Ianelli, and J. Lygeros, "Implications of regret on stability of linear dynamical systems," 2022, accepted for publication in the proceedings of the 2023 IFAC World Congress. Available online at arXiv:2211.07411.
- [19] M. Nonhoff and M. A. Müller, "An online convex optimization algorithm for controlling linear systems with state and input constraints," in *Proc. 2021 American Control Conference (ACC)*, 2021, pp. 2523–2528.
- [20] Y. Li, S. Das, and N. Li, "Online optimal control with affine constraints," *Proc. AAAI Conference on Artificial Intelligence*, vol. 35, no. 10, pp. 8527–8537, 2021.
- [21] M. Nonhoff, J. Köhler, and M. A. Müller, "Online convex optimization for constrained control of linear systems using a reference governor," *IFAC-PapersOnLine*, vol. 56, no. 2, pp. 2570–2575, 2023, 22nd IFAC World Congress.
- [22] A. Simonetto, E. Dall'Anese, S. Paternain, G. Leus, and G. B. Giannakis, "Time-varying convex optimization: Time-structured algorithms and applications," *Proceedings of the IEEE*, vol. 108, no. 11, pp. 2032–2048, 2020.
- [23] S. Menta, A. Hauswirth, S. Bolognani, G. Hug, and F. Dörfler, "Stability of dynamic feedback optimization with applications to power systems," in *Proc. 2018 56th Annual Allerton Conference on Communication, Control, and Computing*, 2018, pp. 136–143.
- [24] M. Colombino, E. Dall'Anese, and A. Bernstein, "Online optimization as a feedback controller: Stability and tracking," *IEEE Transactions on Control of Network Systems*, vol. 7, no. 1, pp. 422–432, 2020.
- [25] L. Cothren, G. Bianchin, and E. Dall'Anese, "Online optimization of dynamical systems with deep learning perception," *IEEE Open Journal of Control Systems*, vol. 1, pp. 306–321, 2022.
- [26] L. S. P. Lawrence, J. W. Simpson-Porco, and E. Mallada, "Linear-convex optimal steady-state control," *IEEE Transactions on Automatic Control*, vol. 66, no. 11, pp. 5377–5384, 2021.
- [27] G. Bianchin, J. Cortés, J. I. Poveda, and E. Dall'Anese, "Time-varying optimization of LTI systems via projected primal-dual gradient flows," *IEEE Transactions on Control of Network Systems*, vol. 9, no. 1, pp. 474–486, 2022.
- [28] S. Dean and B. Recht, "Certainty equivalent perception-based control," in *Proc. 3rd Conference on Learning for Dynamics and Control*, ser. Proc. of Machine Learning Research, vol. 144. PMLR, 2021, pp. 399–411.
- [29] M. Marchi, J. Bunton, B. Ghahesifard, and P. Tabuada, "Safety and stability guarantees for control loops with deep learning perception," *IEEE Control Systems Letters*, vol. 6, pp. 1286–1291, 2022.
- [30] L. Schenato, G. Barchi, D. Macii, R. Arghandeh, K. Poolla, and A. Von Meier, "Bayesian linear state estimation using smart meters and pmus measurements in distribution grids," in *Proc. 2014 IEEE International Conference on Smart Grid Communications*, 2014, pp. 572–577.
- [31] M. Picallo, A. Anta, B. De Schutter, and A. Panosyan, "A two-step distribution system state estimator with grid constraints and mixed measurements," in *Proc. 2018 Power Systems Computation Conference*, 2018, pp. 1–7.
- [32] J. B. Rawlings, D. Q. Mayne, and M. Diehl, *Model predictive control: theory, computation, and design*. Madison, Wisconsin, USA: Nob Hill Publishing, 2017.

- [33] L. Chisci, J. Rossiter, and G. Zappa, "Systems with persistent disturbances: predictive control with restricted constraints," *Automatica*, vol. 37, no. 7, pp. 1019–1028, 2001.
- [34] S. V. Rakovic and K. I. Kouramas, "The minimal robust positively invariant set for linear discrete time systems: Approximation methods and control applications," in *Proc. 45th IEEE Conference on Decision and Control*, 2006, pp. 4562–4567.
- [35] I. Kolmanovsky and E. Gilbert, "Maximal output admissible sets for discrete-time systems with disturbance inputs," in *Proc. 1995 American Control Conference*, vol. 3, 1995, pp. 1995–1999.
- [36] M. Zinkevich, "Online convex programming and generalized infinitesimal gradient ascent," in *Proc. 20th international conference on machine learning*, 2003, pp. 928–936.
- [37] Y. Li, G. Qu, and N. Li, "Online optimization with predictions and switching costs: Fast algorithms and the fundamental limit," *IEEE Transactions on Automatic Control*, vol. 66, no. 10, pp. 4761–4768, 2021.
- [38] S. Rakovic, E. Kerrigan, K. Kouramas, and D. Mayne, "Invariant approximations of the minimal robust positively invariant set," *IEEE Transactions on Automatic Control*, vol. 50, no. 3, pp. 406–410, 2005.
- [39] M. Herceg, M. Kvasnica, C. Jones, and M. Morari, "Multi-Parametric Toolbox 3.0," in *Proc. 2013 European Control Conference*, 2013, pp. 502–510, <http://control.ee.ethz.ch/~mpt>.
- [40] Y. Nesterov, *Lectures on Convex Optimization*, 2nd ed., ser. Springer Optimization and Its Applications. Cham, Switzerland: Springer, 2018, vol. 137.



Matthias A. Müller (Senior Member, IEEE) received a Diploma degree in engineering cybernetics from the University of Stuttgart, Germany, an M.Sc. in electrical and computer engineering from the University of Illinois at Urbana-Champaign, US (both in 2009), and a Ph.D. from the University of Stuttgart in 2014. Since 2019, he is Director of the Institute of Automatic Control and Full Professor at the Leibniz University Hannover, Germany.

His research interests include nonlinear control and estimation, model predictive control, and data- and learning-based control, with application in different fields including biomedical engineering and robotics. He has received various awards for his work, including the 2015 European Systems & Control PhD Thesis Award, the inaugural Brockett-Willems Outstanding Paper Award for the best paper published in Systems & Control Letters in the period 2014–2018, an ERC starting grant in 2020, the IEEE CSS George S. Axelby Outstanding Paper Award 2022, and the Journal of Process Control Paper Award 2023. He serves as an editor of the International Journal of Robust and Nonlinear Control and as a member of the Conference Editorial Board of the IEEE Control Systems Society.



Marko Nonhoff (Graduate Student Member, IEEE) received his Master degree in engineering cybernetics from the University of Stuttgart, Germany, in 2018. Since then, he has been a Research Assistant at the Leibniz University Hannover, Germany, where he is working on his Ph.D. under the supervision of Prof. Matthias A. Müller. His research interests are in the area of learning-based control, optimal control, and online optimization.



Emiliano Dall'Anese is an Associate Professor in the Department of Electrical, Computer, and Energy Engineering at the University of Colorado Boulder, where he is also an affiliate Faculty with the Department of Applied Mathematics. He received the Ph.D. in Information Engineering from the Department of Information Engineering, University of Padova, Italy, in 2011. He was with the University of Minnesota as a postdoc (2011–2014) and the National Renewable Energy Laboratory as a senior researcher

(2014–2018).

His research interests span the areas of optimization, control, and learning; current applications include power systems and autonomous systems. He received the National Science Foundation CAREER Award in 2020, the IEEE PES Prize Paper Award in 2021, and the IEEE Transactions on Control of Network Systems Best Paper Award in 2023.