

The effect of charm quark on chiral phase transition in $N_f = 2 + 1 + 1$ holographic QCD

Hiwa A. Ahmed,^{1,2,*} Mamiya Kawaguchi,^{1,†} and Mei Huang^{1,‡}

¹*School of Nuclear Science and Technology, University of Chinese Academy of Sciences, Beijing 100049, China*

²*Department of Physics, College of Science, Charmo University, 46023, Chamchamal, Sulaymaniyah, Iraq*

(Dated: January 10, 2024)

We investigate the effect of charm quark on the chiral phase transition of light quarks at finite temperature based on the four-flavor soft-wall holographic QCD model. In the massless limit, we find that the thermal chiral phase transition is of the second order in the four-quark flavor system. In the case with the massive charm quark and the massless light and strange quarks, the order of the phase transition changes to the first order. This is due to the quark flavor symmetry breaking which is associated with the violation of the $U(1)$ axial symmetry. Once the light and strange quarks get massive, the explicit chiral symmetry breaking becomes eminent, then the crossover phase transition is realized at the physical quark masses. We also map the order of the phase transition on a phase diagram in the quark mass plane where the light- and strange-quark masses are degenerate but differ from the value of the charm quark mass. This phase diagram is an extension of the conventional Columbia plot to the four-quark flavor system.

I. INTRODUCTION

Investigating the thermal QCD phase transition is an important subject for understanding the hot environment relevant to the initial stage of heavy-ion collisions and the early universe. To clarify its phase structure, the order of the chiral phase transition, especially depending on the number of quark flavors (N_f) and the current quark masses (m_f), has been extensively investigated by the lattice QCD framework [1–7], the functional renormalization group (FRG) method [8–15], Dyson-Schwinger equations [16, 17] and chiral effective model approaches [18–20].

In a pioneer work, the existence of universality classes has been investigated by using the renormalization group analysis in the linear sigma model approach at the one-loop calculation with the ϵ -expansion. They have concluded that the chiral phase transition is of the first order for $N_f \geq 3$ with massless quarks [18]. Motivated by this first research, the order of the chiral phase transition in the three quark flavor system has been mapped onto the plane of the light- and strange-quark masses. This phase diagram is referred to as the Columbia plot [1]. Interestingly, the first order phase transition domain is anticipated to emerge around the small quark mass regions and it is closely associated with the contribution of the $U(1)$ axial anomaly in the effective model analyses [18–20]. However, the definite evidence of the first order domain has not been observed in the lattice QCD simulation. The specifics of the Columbia plot is still unclear.

Shifting our focus to the multi-flavor system ($N_f \geq 4$) could offer a fresh perspective on the thermal QCD phase transition. Recently, the lattice QCD study has endeavored to extend the Columbia plot to the multi-flavor system incorporating more than four quark flavors [21]. According to this lattice simulation, the chiral phase transition is estimated to be of the second order in the massless limit with $N_f \leq 6$. This lattice estimation differs from the first study based on searching the universality class in the linear sigma model approach [18]. The discrepancy between the lattice QCD observation and the effective model results becomes more apparent through the investigation in the multi-flavor system.

Although the extension has been made by the lattice work [21], our understanding of the phase structure in the multi-flavor system is still limited even compared to the study of the conventional Columbia plot. In our study, we address the thermal chiral phase transition in such a multi-flavor system, specifically focusing on the four-quark flavor system, by using the holographic QCD approach.

The anti-de Sitter/conformal field theory (AdS/CFT) correspondence and the conjecture of the gravity/gauge duality is a powerful tool for investigating the non-perturbative QCD property [22, 23]. There are two main approaches in holographic QCD: the top-down approach and the bottom-up approach. Unlike the top-down approach, the bottom-up holographic QCD aims to describe the QCD phenomena observed in the experimental physics and also it is attempted to build a realistic holographic QCD model. As a development, it has been pointed out that the dilaton configuration plays an important role in providing the realistic QCD phenomena. Taking into account the

* hiwa.a.ahmed@mailsucas.ac.cn

† mamiya@ucas.ac.cn

‡ huangmei@ucas.ac.cn

infrared (IR) behavior of the dilaton, the soft-wall AdS/QCD model can successfully reproduce the linear behavior of meson spectra [24]. Furthermore, the spontaneous chiral symmetry breaking in the chiral limit is well described by the ultraviolet (UV) behavior of the dilaton [25–27].

With the developed soft-wall model, the phase structure has been studied at finite temperature and/or finite chemical potentials [25–33]. The Columbia plot has also been described by the previous study in the holographic approach. In our study, we extend the previous works of the soft-wall model to the four-quark flavor system and propose the extended Columbia plot.

II. N_f -QUARK FLAVOR SYSTEM BASED ON HOLOGRAPHIC QCD APPROACH

Our aim of this paper is to investigate the quark-flavor dependence on the chiral phase diagram based on the holographic QCD approach. In this section, we begin by giving a brief review of the soft-wall model which is applicable to the chiral phase transition at finite temperature. This model is defined in the AdS₅ spacetime. The temperature is introduced through the geometries with black holes and it is described by the background metric where there is no dynamical contribution. In our work, we take the solution of the simple AdS-Schwarzschild(AdS-SW) black hole:

$$ds^2 = e^{2A_s(z)} \left(-f(z)dt^2 + \frac{1}{f(z)}dz^2 + dx_i dx^i \right), \quad (1)$$

where z represents the fifth coordinate and $A_s(z)$ is $A_s(z) = -\log(\frac{z}{L})$ scaled by the radius L of the AdS curvature (L is set to 1 below for simplicity). The function $f(z)$ is given by

$$f(z) = 1 - \frac{z^4}{z_h^4}, \quad (2)$$

where z_h denotes the black hole horizon defined at $f(z_h) = 0$. Using this function $f(z)$, we have the Hawking temperature formula at the black hole horizon,

$$T = \frac{1}{4\pi} \left| \frac{df(z)}{dz} \right|_{z \rightarrow z_h} = \frac{1}{\pi z_h}. \quad (3)$$

This T is identified as the temperature of the hot QCD system within the holographic model approach.

A. Soft-wall model with multi-quark flavors

Following the original work of the bottom-up holographic QCD model [24], we employ a five-dimensional gauge model respecting the $U(N_f)_L \times U(N_f)_R$ symmetry with N_f being the number of the quark flavors. The five-dimensional model is described by the bulk left- (L_M) and right- (R_M) gauge fields. To incorporate the quark condensation operator in the bottom-up approach, we introduce a bulk scalar field X which is a $N_f \times N_f$ matrix and transforms as bifundamental representation under the $U(N_f)_L \times U(N_f)_R$ symmetry. Furthermore, considering the breaking of the conformal invariance, we also include the dilaton background field $\Phi(z)$ which acts as a smooth cutoff. The five-dimensional soft-wall action takes the form:

$$S_M = - \int d^5x \sqrt{-g} e^{-\Phi} \left\{ \text{Tr} \left[(D^M X)^\dagger (D_M X) + \frac{1}{4g_5^2} (L^{MN} L_{MN} + R^{MN} R_{MN}) \right] + V(X) \right\}, \quad (4)$$

where g denotes the determinant of metric g_{MN} : $\sqrt{-g} = e^{5A_s(z)} = (1/z)^5$; the covariant derivative of X is given by $D^M X = \partial^M X - iL^M X + iX R^M$; L_{MN} and R_{MN} are the field strength defined as $L_{MN} = \partial_M L_N - \partial_N L_M - i[L_N, L_M]$ and $R_{MN} = \partial_M R_N - \partial_N R_M - i[R_N, R_M]$ in terms of the left and right hand gauge field respectively; g_5 denotes the gauge coupling constant determined by matching with the UV asymptotic behavior of the vector current correlator $g_5^2 = 12\pi^2/N_c$ [34]. $V(X)$ represents the scalar potential which takes the polynomial form of X :

$$V(X) = V_0(X) + V_{\text{det}}. \quad (5)$$

V_0 is constructed by only the quark-flavor symmetric interactions, which is actually invariant under the $U(N_f)_L \times U(N_f)_R$ symmetry,

$$V_0(X) = M_5^2 \text{Tr} [X^\dagger X] + \lambda \text{Tr} [|X|^4] \quad (6)$$

where the mass-parameter M_5^2 is given by $M_5^2 = (\Delta - p)(\Delta + p - 4) = -3$ with $\Delta = 3$ and $p = 0$ through the holographic dictionary, and λ is a positive-dimensionless quartic coupling. In the absence of the X^4 term, the quark condensate is linked with the current quark mass. At the chiral limit, the condensate accidentally vanishes. To avoid this issue, the X^4 term is included in the potential $V_0(X)$ [35].

In addition, the potential part $V(X)$ also has the determinant term as in Ref. [36] to provide the quark-flavor mixing term,

$$V_{\text{det}} = \gamma \text{Re} [\det(X)], \quad (7)$$

with γ being a real parameter. Note that this determinant term is anomalous under the $U(1)_A$ symmetry, but it is invariant under the $SU(N_f)_L \times SU(N_f)_R$.

In this study, we mainly focus on the four flavor system. Hence, the following analysis is based on the soft-wall model with $N_f = 4$.

To determine the classical solution of X , we consider the static homogeneous expectation value of the scalar field:

$$X_0 = \text{diag} \left(\frac{\chi_u(z)}{\sqrt{2}}, \frac{\chi_d(z)}{\sqrt{2}}, \frac{\chi_s(z)}{\sqrt{2}}, \frac{\chi_c(z)}{\sqrt{2}} \right) \quad (8)$$

where the factor $\frac{1}{\sqrt{2}}$ is taken to get a canonical form of the kinetic terms of χ_f ($f = u, d, s, c$). In this study, we impose the isospin symmetry, $m_l = m_u = m_d$, so that the light sector of the scalar field X_0 takes $\chi_l = \chi_u = \chi_d$ through the matching condition with QCD. Since we are concerned with the chiral phase transition, we set the bulk gauge fields L_M and R_M to zero. With this setup, the action in Eq. (4) is evaluated as

$$S[\chi_l, \chi_s, \chi_c] = - \int d^5x \sqrt{-g} e^{-\Phi} \left\{ g^{zz} \left(\chi_l'^2 + \frac{1}{2} \chi_s'^2 + \frac{1}{2} \chi_c'^2 \right) + \left[-3 \left(\chi_l^2 + \frac{1}{2} \chi_s^2 + \frac{1}{2} \chi_c^2 \right) + v_4 (2\chi_l^4 + \chi_s^4 + \chi_c^4) + 3v_{\text{det}} \chi_l^2 \chi_s \chi_c \right] \right\} \quad (9)$$

with $v_{\text{det}} = \gamma/12$ and $v_4 = \lambda/4$.

From this action, the equations of motion for χ_f ($f = l, s, c$) read

$$\begin{aligned} \chi_l'' + \left(3A'_s - \Phi' + \frac{f'}{f} \right) \chi_l' + \frac{e^{2A_s}}{f} (3\chi_l - 3v_{\text{det}} \chi_l \chi_s \chi_c - 4v_4 \chi_l^3) &= 0, \\ \chi_s'' + \left(3A'_s - \Phi' + \frac{f'}{f} \right) \chi_s' + \frac{e^{2A_s}}{f} (3\chi_s - 3v_{\text{det}} \chi_l^2 \chi_c - 4v_4 \chi_s^3) &= 0, \\ \chi_c'' + \left(3A'_s - \Phi' + \frac{f'}{f} \right) \chi_c' + \frac{e^{2A_s}}{f} (3\chi_c - 3v_{\text{det}} \chi_l^2 \chi_s - 4v_4 \chi_c^3) &= 0, \end{aligned} \quad (10)$$

where the prime denotes the derivative with respect to z component. These equations are a set of coupled equations, which is driven by the determinant term associated with the quark-flavor violation ($m_l \neq m_s \neq m_c$). Indeed, in the four quark flavor symmetric limit, $m_l = m_s = m_c$, the three coupled equations reduce to a single equation.

In the soft wall holographic QCD model, a non-dynamical background field called dilaton field Φ , which is only a function of z added to break the conformality of the AdS space. This background field plays an important role in the phenomenological observation and the chiral dynamics. Since the dilaton modifies the equations of motion, it affects mesons spectra, form factors, and any other property derived from the action. A positive dilaton field at the infrared (IR) region $\phi(z \rightarrow \infty) \approx +z^2$ is necessary to get the linear confinement [24]. In contrast to IR region, the dilaton field has to be a negative quadratic $\phi(z \rightarrow 0) \approx -z^2$ in the ultraviolet (UV) limit to describe the spontaneous symmetry breaking in the chiral limit, as pointed out in Ref. [25, 26]. The specific profile of the dilaton field, which respect both the IR and UV behavior, is proposed as [25]

$$\Phi(z) = -\mu_1^2 z^2 + (\mu_1^2 + \mu_0^2) z^2 \tanh(\mu_2^2 z^2), \quad (11)$$

where the parameters $\mu_0 = 0.43$ GeV is fixed by the radial excitation of the ρ meson masses, and $\mu_1 = 0.83$ GeV and $\mu_2 = 0.176$ GeV are chosen to get the critical temperature of the second order phase transition around 150 MeV for $N_f = 2$ with massless quarks [25, 26].

B. Matching condition with QCD and numerical demonstration

Using the holographic correspondence, the quark condensate in QCD is extracted from the UV asymptotic behavior of the scalar fields χ_f ($f = l, s, c$) in the five dimensional model [24, 34], which serves as the order parameter of the spontaneous chiral symmetry breaking. Indeed, X/z is dual to the $\bar{q}q$ operator within the holographic QCD approach. Through the matching condition with QCD at the UV ($z \rightarrow 0$), X/z is identified as the current quark mass m_f corresponding to the source of the quark condensate.

The UV solutions of χ_f can be obtained by using the Frobenius method near the boundary $z = 0$ [37]. At small z , the general expression of χ_f are given by

$$\begin{aligned}\chi_l &= a_l z - \left(\mu_1^2 - a_l^2 v_4 - \frac{3}{2} a_s a_c v_{det} \right) a_l z^3 \log(z) + b_l z^3 + \dots, \\ \chi_s &= a_s z - \left(\mu_1^2 a_s - a_s^3 v_4 - \frac{3}{2} a_l^2 a_c v_{det} \right) z^3 \log(z) + b_s z^3 + \dots, \\ \chi_c &= a_c z - \left(\mu_1^2 a_c - a_c^3 v_4 - \frac{3}{2} a_l^2 a_s v_{det} \right) z^3 \log(z) + b_c z^3 + \dots,\end{aligned}\tag{12}$$

where a_f and b_f are the integral constants of the three coupled differential equations. Owing to the holographic dual of QCD at the UV boundary, the coefficients of the z terms in Eq. (12) correspond to the current quark masses:

$$a_l = m_l \zeta, \quad a_s = m_s \zeta, \quad a_c = m_c \zeta.\tag{13}$$

with $\zeta = \frac{\sqrt{N_c}}{2\pi}$ [38]. By considering the linear response with respect to the current quark masses, the coefficients of the z^3 terms in Eq. (12) are identified as the quark condensates, $\sigma_l \equiv \langle \bar{u}u \rangle = \langle \bar{d}d \rangle$, $\sigma_s \equiv \langle \bar{s}s \rangle$ and $\sigma_c \equiv \langle \bar{c}c \rangle$:

$$b_l = \frac{\sigma_l}{\zeta}, \quad b_s = \frac{\sigma_s}{\zeta}, \quad b_c = \frac{\sigma_c}{\zeta}.\tag{14}$$

In the numerical calculation, the integral constants a_f are treated as input parameters with the values of quark masses. On the other hand, b_f linked with quark condensates are determined by solving the equations of motion in Eq. (10) with appropriate boundary conditions.

To numerically solve the equations of motion, we first impose the boundary condition near the UV,

$$\lim_{\epsilon \rightarrow 0} \frac{\chi_l(\epsilon)}{\epsilon} = m_l \zeta, \quad \lim_{\epsilon \rightarrow 0} \frac{\chi_s(\epsilon)}{\epsilon} = m_s \zeta, \quad \lim_{\epsilon \rightarrow 0} \frac{\chi_c(\epsilon)}{\epsilon} = m_c \zeta,\tag{15}$$

where ϵ is a small number. In addition, another boundary condition arises from the black hole horizon defined at $f(z_h) = 0$. In fact, the coupled equations of motion in Eq. (10) have a singularity at the horizon $z = z_h$, resulting in the unexpected divergence of χ_f . To avoid the singularity at the horizon $z = z_h$, the following boundary condition should be applied to numerically solve the equations of motion,

$$\begin{aligned}f' \chi_l' + e^{2A_s} (3\chi_l - 3v_{det} \chi_l \chi_s \chi_c - 4v_4 \chi_l^3) |_{z=z_h-\epsilon} &= 0, \\ f' \chi_s' + e^{2A_s} (3\chi_s - 3v_{det} \chi_l^2 \chi_c - 4v_4 \chi_s^3) |_{z=z_h-\epsilon} &= 0, \\ f' \chi_c' + e^{2A_s} (3\chi_c - 3v_{det} \chi_l^2 \chi_s - 4v_4 \chi_c^3) |_{z=z_h-\epsilon} &= 0.\end{aligned}\tag{16}$$

With these boundary conditions, we perform numerical calculations in several cases to provide practical examples, below.

The coupled equations of motion in Eq. (10) can be solved by utilizing the shooting method with the boundary conditions specified in Eqs. (15) and (16). By shooting from the near horizon limit $z = z_h - \epsilon$ to the near UV boundary $z = \epsilon$, we obtain the numerical solutions of χ_f for the case of the four-flavor symmetric massless limit, $m_l = m_s = m_c = 0$, in Fig. 1 where we take $T = 0.100$ GeV and $T = 0.150$ GeV corresponding to $z_h \simeq 3.18 \text{ GeV}^{-1}$ and $z_h \simeq 2.12 \text{ GeV}^{-1}$ respectively. This figure shows that the numerical solutions of χ_f surely satisfy the boundary conditions and there is no singularity. Note that the solutions of the scalar fields result in $\chi_l = \chi_s = \chi_c$, owing to the four-flavor symmetry, which implies that the quark condensates are equal for each other, $\sigma_l = \sigma_s = \sigma_c$. The value of the parameter v_4 is fixed at $v_4 = 8$ by following the parameter set in the previous analyses based on the soft-wall model with $N_f = 2$ and $N_f = 3$ [25, 26], which is also similar to the values of the quartic term couplings presented in Ref. [39]. For $N_f = 3$, the v_{det} parameters is defined by the coupling of the determinant term as $v_{det} = \frac{\gamma}{6\sqrt{2}}$ and

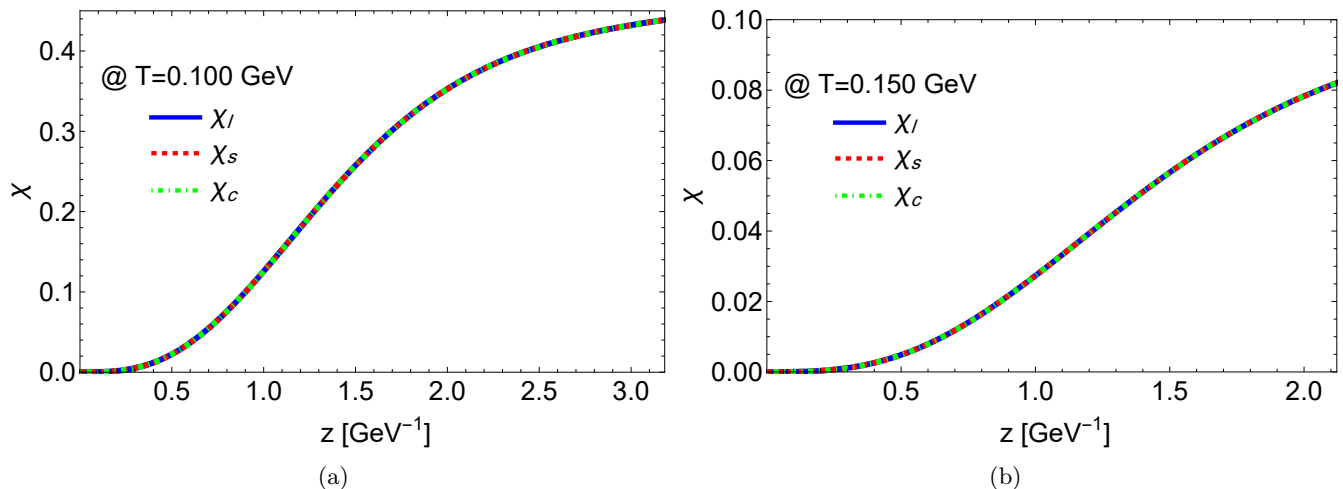


FIG. 1: Solutions of χ_l , χ_s , and χ_c as functions of holographic coordinate z at massless limit $m_l = m_s = m_c = 0$ for $T = 0.100$ GeV (a) and $T = 0.150$ GeV (b).

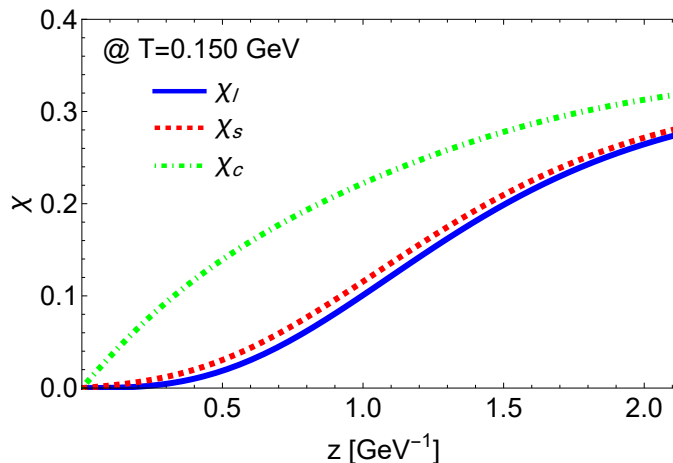


FIG. 2: Solutions of χ_l , χ_s , and χ_c as functions of z at the physical quark masses $m_l = 3.45$ MeV, $m_s = 93.4$ MeV, and $m_c = 1.27$ GeV and temperature $T = 0.150$ GeV.

assigned to be -3 [25, 26]. As for $N_f = 4$, the parameter v_{det} is given by $v_{\text{det}} = \frac{\gamma}{12}$. Since one can go from the four-quark flavor system to the three-quark flavor system by integrating out the contribution of the charm quark with the heavy quark limit, $m_c \rightarrow \infty$, the parameter v_{det} is redefined as $v_{\text{det}} = \gamma / (12 \chi_c(z_h)|_{m_c \rightarrow \infty})$. To match the value in the three-flavor system, v_{det} in the four-flavor system is assigned to be -7.07 .

The quark condensate σ_f is determined by fitting the UV behavior of χ_f in Eq. (12). In the case of the massless quarks, the solution of σ_f is identical for all flavors, resulting in equal condensates, $\sigma_l = \sigma_s = \sigma_c$. The values of the condensates for $T = 0.100$ GeV and $T = 0.150$ GeV are evaluated as $\sigma_l = \sigma_s = \sigma_c = (0.3794 \text{ GeV})^3$ and $\sigma_l = \sigma_s = \sigma_c = (0.2276 \text{ GeV})^3$, respectively.

Similarly, the equation of motions for χ_f in the case of massive quarks can also be solved numerically. In Fig. 2, we display the solutions of χ_f with the physical quark masses, $m_l = 3.45$ MeV, $m_s = 93.4$ MeV, and $m_c = 1.27$ GeV [40], where the temperature is taken as $T = 0.150$ GeV. This figure clearly shows that the solutions χ_f take different values owing to the violation of the $SU(4)$ quark flavor symmetry. This violation is reflected in the quark condensates, $\sigma_l = (0.3552 \text{ GeV})^3$, $\sigma_s = (0.341 \text{ GeV})^3$, and $\sigma_c = (0.3128 \text{ GeV})^3$.

To verify the consistency of the model, the Gell-Mann-Oakes-Renner (GOR) relation is used, $f_\pi^2 m_\pi^2 = 2m_q \sigma$. The value of the light quark condensate at zero temperature for physical quark masses is obtained. With the values of the light quark mass and condensate, the pion mass and the pion decay constant are evaluated (see Ref. [39] for details on calculating the meson spectra and decay constants). For the physical quark mass, we have the light quark condensate $\sigma_l = 0.07095 \text{ GeV}^3$, the pion mass $m_\pi = 0.17957 \text{ GeV}$ and the pion decay constant $f_\pi = 0.12314 \text{ GeV}$. Actually, these values satisfy the GOR relation.

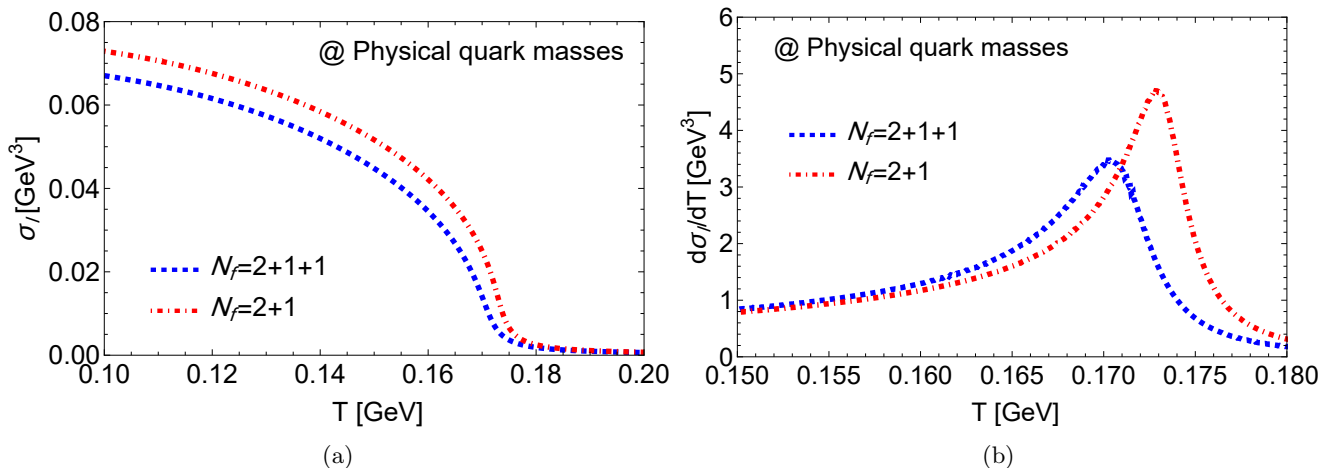


FIG. 3: Panel (a): The light quark condensate behavior for the four-quark flavors (dashed blue line denoted with $N_f = 2 + 1 + 1$) and the three-quark flavors (dot-dashed red line with $N_f = 2 + 1$) with the physical quark masses. Panel (b): The variation of σ_l with respect to temperature T for similar case as panel (a). The maximum points correspond to the pseudo-critical temperatures (T_{pc}). The pseudocritical temperatures are $T_c = 0.1703$ GeV and 0.1729 GeV for the four- and three-quark flavors, respectively.

III. CHIRAL PHASE TRANSITION WITH FOUR-QUARK FLAVORS

With the above setup, we are now ready to explore the chiral phase transition including the four-quark flavors. In this section, we eventually show the extended Columbia plot for the four-quark flavor system through the analysis of altering the current quark masses.

A. Chiral crossover with physical quark masses in three- and four-quark flavor system

In this subsection, we discuss the chiral phase transition at physical quark masses with three- and four-quark flavors. To exhibit the temperature dependence on the light quark condensate (chiral condensate), we take the following values of the physical quark masses in the case of the four-quark flavors: $m_l = 3.45$ MeV, $m_s = 93.4$ MeV, and $m_c = 1.27$ GeV [40]. On the other hand, to get from the soft-wall model with $N_f = 4$ to the three-quark flavor system, the value of the charm quark mass is changed to heavy one which is taken as $m_c = 3$ GeV in our study, while the light- and strange-quark masses are fixed as the physical values.

In Fig. 3, we plot the light quark condensate σ_l as a function of temperature in the case of the three- and four-quark flavor system with the physical quark masses. The panel (a) shows that the chiral condensate smoothly decreases with the increase of the temperature, but does not take exact zero even at high temperatures. This implies that the holographic QCD model in Eq. (4) undergoes the chiral crossover and the chiral symmetry is approximately restored at finite temperatures.

The chiral crossover is characterized by the pseudocritical temperature which is evaluated by the reflection point of the quark condensate, $d^2\sigma_l/dT^2|_{T=T_{pc}} = 0$. The panel (b) of Fig. 3 shows the variation of σ_l with temperature, which has the peak structure. The temperature at the peak point actually corresponds to the pseudocritical temperature T_{pc} . For the three-quark flavor system with physical masses of light and strange quarks, the pseudocritical temperature is evaluated as $T_{pc}|_{\text{hQCD}} = 0.1729$ GeV. This value is smaller than the conventional effective model results like the NJL evaluation: $T_{pc}|_{\text{NJL}} \simeq 0.189$ GeV [41]. On the other hand, the estimate of the holographic QCD is larger than the lattice observation of the three-flavor QCD with the physical quark masses, $T_{pc}|_{\text{lat.}} \sim 0.1565$ GeV [42]. In comparison with the lattice QCD observation, there exists a 10% deviation. However, the holographic QCD model is defined at the large- N_c , so that the deviation by about 30% would be acceptable within the large- N_c approximation. Thus, our result qualitatively aligns well with the lattice observation.

We also evaluate the pseudocritical temperature for the four-quark flavor system with the physical quark masses, which is $T_{pc}|_{\text{hQCD}} = 0.1703$ GeV. Although the physical charm quark mass reduces the pseudocritical temperature, the decrement is relatively small.

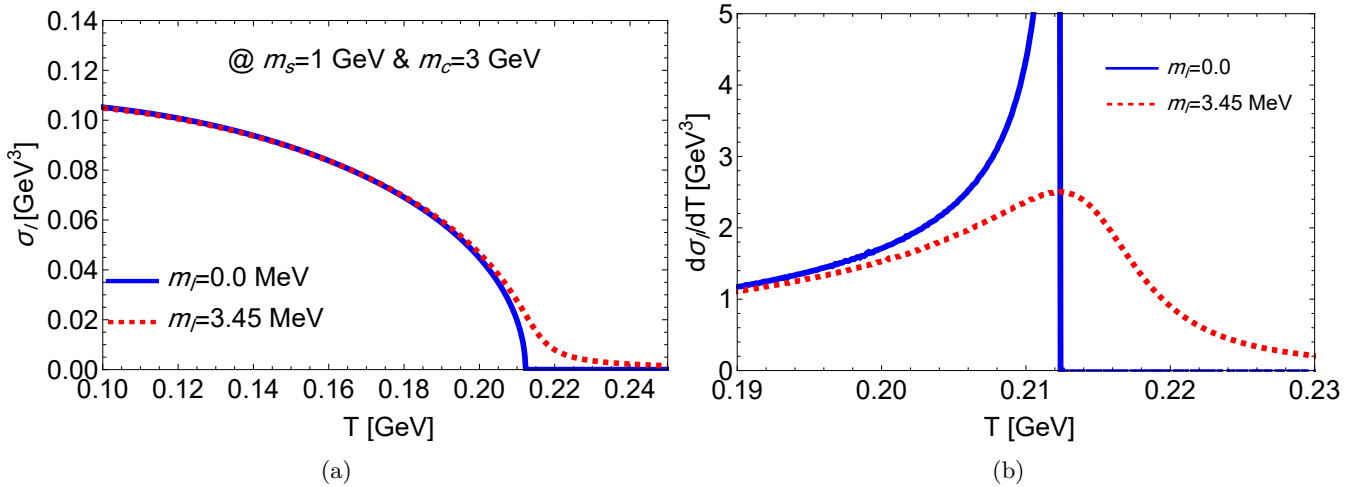


FIG. 4: Panel (a): Temperature dependence of the light quark condensate with the large strange quark mass $m_s = 1$ GeV and charm quark mass $m_c = 3$ GeV. This case corresponds to the two-quark flavor system for the massless (solid blue line) and physical quark mass (dashed red line) of the light quark. Panel (b): The variation of σ_l with temperature T with similar color coding as panel (a).

B. Two-flavor chiral phase transition from the four-flavor framework

When the quark masses deviate from their physical values, the chiral crossover would change to the first or second order phase transition, as was observed in the previous holographic studies [25–33]. Using the soft-wall model with $N_f = 4$, we explore the influence of quark masses on the chiral phase transition. To facilitate our discussion on the chiral restoration, we focus on the two-quark flavor system in this subsection, which is effectively realized by taking the heavy quark mass limit for the strange and charm quarks.

In Fig. 4, we show the influence of the light quark mass on the chiral phase transition for the two-quark flavor system, where the strange- and charm-quark masses are taken as $m_s = 1$ GeV and $m_c = 3$ GeV to be effectively integrated out from the four-flavor framework. Like in the case of the three- and four-quark flavor system, we observe the chiral crossover with the physical value of the light quark mass, as depicted in the panel (a) of Fig. 4. The pseudocritical temperature is determined to be $T_{pc} = 0.2124$ GeV from the panel (b) of Fig. 4. When comparing the cases of the three- and four-quark flavor system, the two-flavor pseudocritical temperature is higher. This shows that the inclusion of the strange quark significantly reduces the pseudocritical temperature in both the three- and four-quark flavor systems.

When taking the chiral limit ($m_l = 0$), the chiral crossover is changed to the chiral second-order phase transition. The critical temperature of the second order phase transition reads $T_c = 0.2123$ GeV, determined from the point of the divergence in the panel (b) of Fig. 4. After reaching the critical temperature, the chiral condensate becomes zero, so that the chiral symmetry is completely restored at high temperatures, $T > T_c$. Moreover, this second order is anticipated to belong to the $O(4)$ universality class [18].

Indeed, the second order phase transition has also been observed in the previous study for the massless two-quark flavor system based on the soft-wall model with $N_f = 2$ and $N_f = 3$ (where strange quark is taken to be heavy) [25, 26]. Here, our numerical analysis certainly shows that the soft-wall model with $N_f = 4$ can effectively replicate the two-flavor chiral phase transition by taking the heavy mass limit of the strange and charm quarks.

C. Three-flavor first order phase transition and influence of charm quark mass

The previous studies based on the soft-wall model with $N_f = 3$ have also provided the chiral first-order phase transition in the case of the massless three-quark flavors and have shown that the first order phase transition is driven by the quark-flavor symmetry breaking via the determinant term V_{det} tagged with the parameter v_{det} [25, 26]. To address the first order phase transition in the framework of the soft-wall model with $N_f = 4$, we move onto the three-quark flavor system in this subsection. In addition, we also consider the influence of the finite charm quark mass on the three-flavor first order phase transition.

The panel (a) of Fig. 5 shows the contribution of the parameter v_{det} on the chiral phase transition. Here, we set the massless three-quark flavor system where the charm quark mass takes the heavy value ($m_c = 3$ GeV) to be integrated

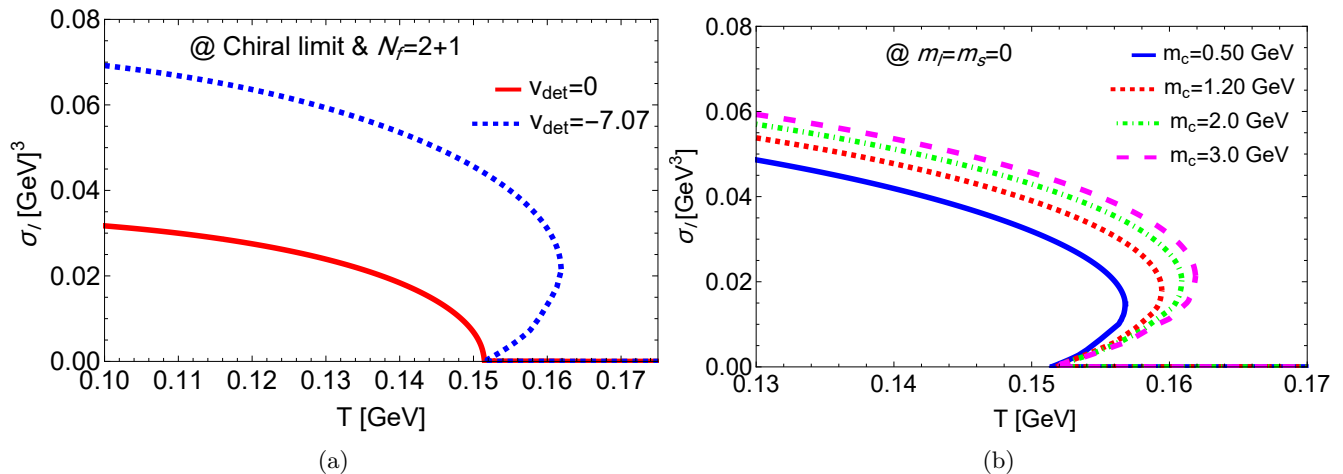


FIG. 5: Panel (a): The light quark condensate as a function of temperature without ($v_{det} = 0$) and with ($v_{det} = -7.07$) the contribution of the determinant term. Panel (b): Light quark condensate as a function of temperature for a fixed value of $m_l = m_s = 0$ and changing charm quark mass as $m_c = 0.50$ GeV (solid blue line), $m_c = 1.20$ GeV (dashed red line), $m_c = 2$ GeV (dash-dotted green line), and $m_c = 3$ GeV (dashed magenta line).

out. This figure clearly shows that the presence of the determinant term surely induces the first order phase transition even when starting from the framework of the soft-wall model with $N_f = 4$.

Next, adjusting the charm quark mass to be small, we consider the influence of the charm quark mass on the first order phase transition. The panel (b) shows that the critical temperature is moved to the low temperature region with the decrease of m_c , while the first order phase transition is intact for the finite charm quark mass.

Turning on the mass of the light quark, the chiral symmetry is explicitly broken and is not completely restored even at high temperatures. Then, the first order phase transition is contaminated by the current quark mass and makes the phase transition crossover at the sufficient value of the quark mass. As for the case of the $m_c = 3$ GeV (see the panel (a) of Fig. 6), the order of the phase transition is altered at $m_l = m_s \sim 10$ MeV. This quark mass value represents the critical quark mass to separate the region between the first-order and crossover domains. At this critical mass, the phase transition is of the second order, which is characterized by the $Z(2)$ universality class [18]. As the charm quark mass decreases, the critical quark mass is shifted to be small, as depicted in other panels of Fig. 6: the critical masses are evaluated as $m_l = m_s \sim 10.5$ MeV, $m_l = m_s \sim 9$ MeV, $m_l = m_s \sim 7$ MeV and $m_l = m_s \sim 4$ MeV for $m_c = 3$ GeV, $m_c = 2$ GeV, $m_c = 1.2$ GeV and $m_c = 0.5$ GeV, respectively.

To grasp the quark mass dependence on the chiral phase transition, we map the order of the chiral phase transition on a phase diagram in the quark-mass plane of m_l and m_s , as shown in Fig. 7. This figure is a sort of the Columbia plot, in which the charm quark mass contribution is included. Here, we have considered the four different values of the charm quark mass. The four solid lines corresponding to each charm quark mass represent the critical quark masses of m_l and m_s . The colored domain denotes the region where the first order phase transition occurs, while the white regions signify the occurrence of the chiral crossover.

In the three-quark flavor system, corresponding to the case of $m_c = 3$ GeV, the first order domain is distant from the physical point. Furthermore, when compared to the lattice observation of the chiral crossover [5], our estimated first-order domain does not touch the lattice data. Such a narrow first order domain has been also reported in a mean-field level analysis of the NJL model [20] and the FRG method with the constant anomaly coupling [13].

As the charm quark mass decreases, the charm quark contribution becomes significant in the thermal system. The phase diagram in Fig. 7 shows that the first order domain becomes shrink by adjusting $m_c \searrow 0$. The first order domain is also contaminated by the charm quark contribution. This contamination implies that the first order domain vanishes in the massless limit of the charm quark. The fate of the first order domain in the four-flavor system with the massless charm quark will be discussed in the subsequent subsection.

D. Emergence of second order phase transition and four-flavor phase diagram

Moving onto the massless four-quark flavor system, we make a plot of the chiral phase transition in a way similar to the case of the massless three-flavor system in the panel (a) of Fig. 5. In this case, the second order phase transition emerges, as shown in Fig. 8. The figure indicates that the presence of the determinant term is irrelevant to the second order phase transition. This is in contrast to the massless three-flavor system depicted in the panel (a) of Fig. 5, and

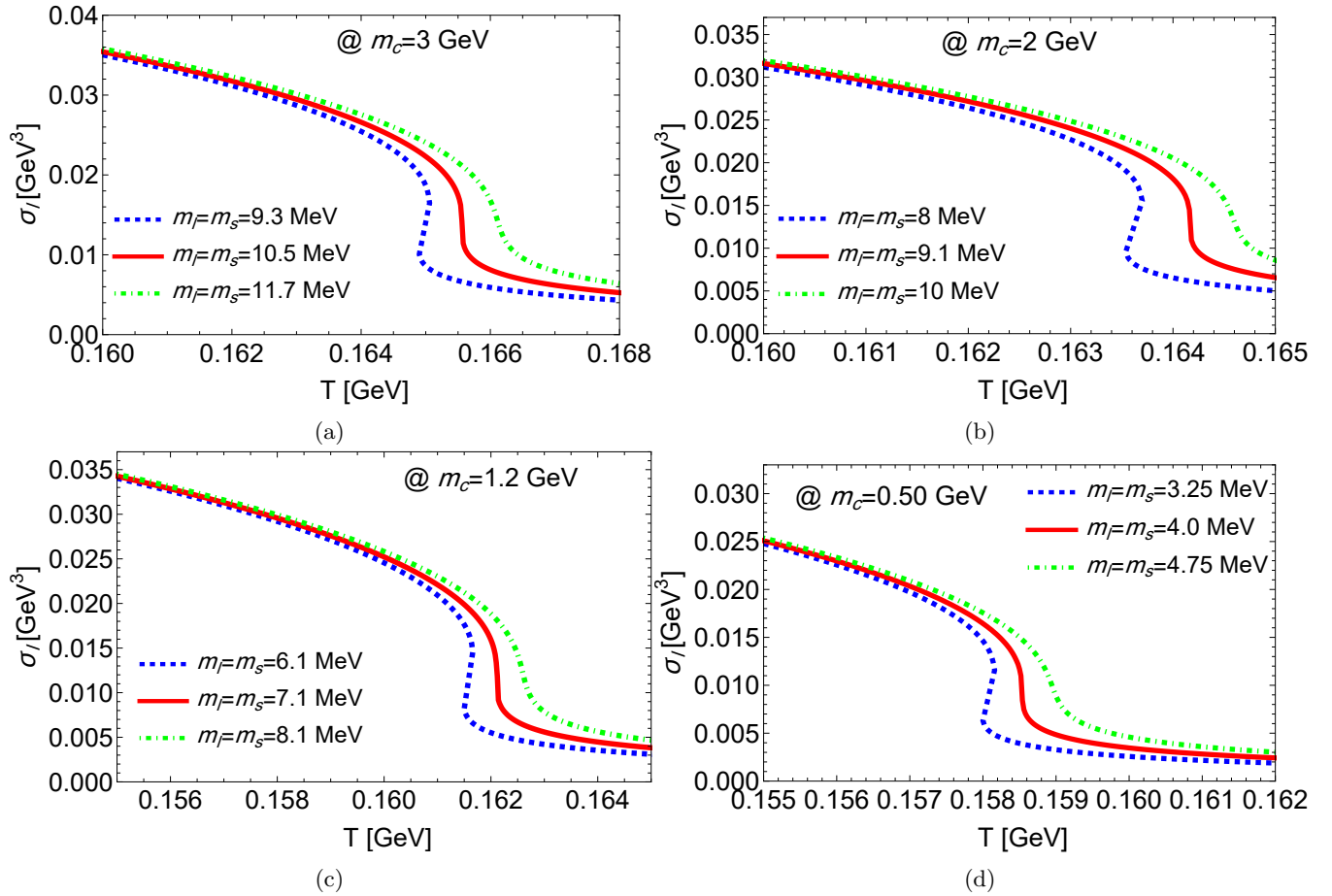


FIG. 6: Panel (a): The temperature dependence of the light quark condensate for a fixed value of $m_c = 3$ GeV and changing the degenerate light and strange quark masses to see how the order of phase transition changes by changing the mass, as $m_l = m_s = 9.3$ MeV (dashed blue line), $m_l = m_s = 10.5$ MeV (solid red line), and $m_l = m_s = 11.7$ MeV (dash-dotted green line). The color online for panel (b), (c), and (d) is similar to panel (a) with different quark masses.

the critical temperature is not influenced by the determinant term contribution, holding steady at $T_c = 0.1515$ GeV.

As shown below, the mechanism of the second order phase transition with the massless four-quark flavors is analogous to that with the massless two-quark flavors. In the flavor-symmetric system for $N_f = 4$, where $\chi_l = \chi_s = \chi_c$, the potential $V(X)$ is expressed as

$$V(\chi_l) = a\chi_l^2 + b\chi_l^4, \quad (17)$$

with $a = -6$ and $b = 4v_4 + 3v_{\text{det}}$. On the other hand, the potential for $N_f = 2$ goes like

$$V(\chi_l) = \bar{a}\chi_l^2 + \bar{b}\chi_l^4, \quad (18)$$

where \bar{a} and \bar{b} are give by $\bar{a} = -6 + \bar{v}_{\text{det}}$ and $\bar{b} = 2v_4$ with $\bar{v}_{\text{det}} = \gamma/2$ being the parameter of the determinant term for $N_f = 2$. The potentials in the soft-wall model exhibit the same structure for both the two- and four-quark flavors: the potentials are constructed by only the χ_l^2 and χ_l^4 terms. In these cases, the contribution of the determinant term becomes invisible in the potential structure. This is because the determinant term for $N_f = 4$ ($N_f = 2$) is incorporated into the χ_l^2 term (the χ_l^2 term). Owing to the similarity to the potential form in the massless two-quark flavor system, the second order phase transition also manifests in the massless four-flavor system. Moreover, this similarity would indicate that the universality class of the second order in the massless four-quark flavors may align with that observed in the massless two-quark flavors.

Furthermore, the steady behavior of the critical temperature for $N_f = 4$ can also be understood as analogous to the observations in the two-flavor system. The previous study has shown that the critical temperature with the massless two-quark flavors remains unaffected by the choice of v_4 and is instead determined by only the parameter set in the

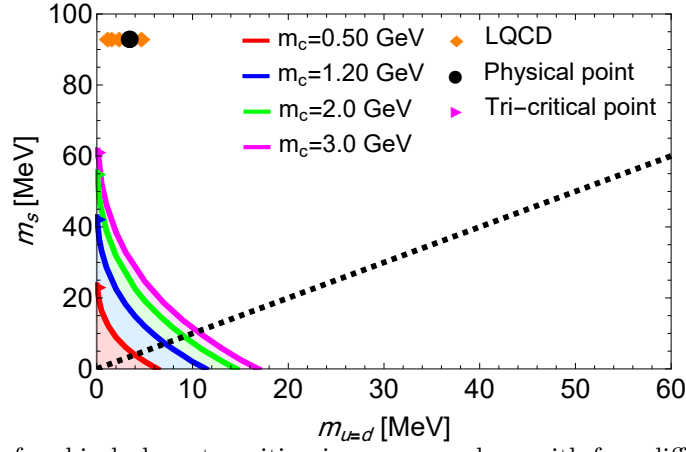


FIG. 7: The phase diagram for chiral phase transition in $m_l - m_s$ plane with four different values of charm quark mass. The solid red line shows the critical line (second order line) between the first order region (the bottom left corner) and the crossover region (the upper right corner) at $m_c = 0.50$ GeV. Similar critical line is shown for $m_c = 1.20$ GeV (solid blue line), $m_c = 2.0$ GeV (solid green line), and $m_c = 3.0$ GeV (solid magenta line). Note that there exists the second order line in the m_s axis above the critical value of the strange quark mass corresponding to the tri-critical point. The white region represents the crossover domain and the m_l axis above the critical value of the light quark mass also falls within the crossover domain. The orange points are lattice QCD results taken from Ref. [4, 5, 7] which are in the crossover region.

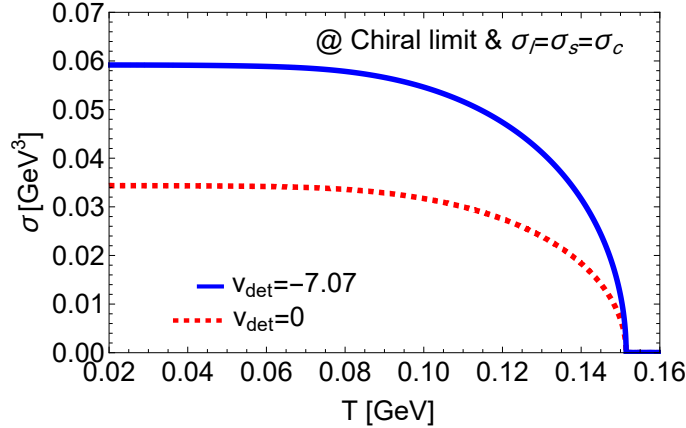


FIG. 8: The quark condensate as a function of temperature for the massless quarks at $v_{det} = -7.07$ (solid blue line) and $v_{det} = 0$ (dashed red line).

dilaton profile [26]. Given this fact, the critical temperature with the massless four-quark flavors is not shifted by the contribution of the determinant term because v_{det} is absorbed into the parameter of the χ_l^4 term.

When the finite mass of the light quark is introduced in the four-quark flavor system, the second order phase transition is contaminated, similar to the case of the first order phase transition in the three-quark flavor system shown in Fig. 6. Figure 9 clearly illustrates that the light quark mass makes the second order phase transition crossover. In contrast to the three-flavor first order phase transition, this system promptly undergoes the chiral crossover as soon as the quark mass becomes massive, leading to the absence of a critical mass of the light quark in the case of $m_c = 0$.

Next, we move onto the case of the massive charm quark from the massless four-quark flavor system. Figure 10 illustrates that as the charm quark mass increases, the second order phase transition shifts to the first order phase transition around $m_c \sim 5$ MeV. This value represents the critical charm quark mass that distinguishes between the crossover and the first-order phase transition.

By combining the results of Figs. 8, 9 and 10, we depict the phase diagram at the four-quark flavor system in Fig. 11 where m_l and m_s are degenerate but differ from m_c . This phase diagram is on the $m_{l=s}-m_c$ plane, which is mainly drawn by the first order domain and the crossover domain. The coexistence of the two domains in the phase diagram is formed by the competition between the contribution of the determinant term associated with the flavor symmetry breaking and the current quark mass source related to the explicit chiral symmetry breaking, similar to

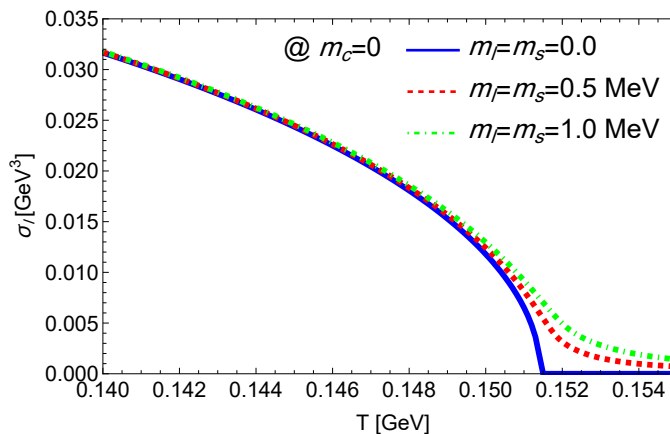


FIG. 9: Light quark condensate as a function of temperature for massless charm quark and different values of the light and strange quark masses as $m_l = m_s = 0$ (solid blue line), $m_l = m_s = 0.5$ MeV (dashed red line), and $m_l = m_s = 1$ MeV (dash-dotted green line).

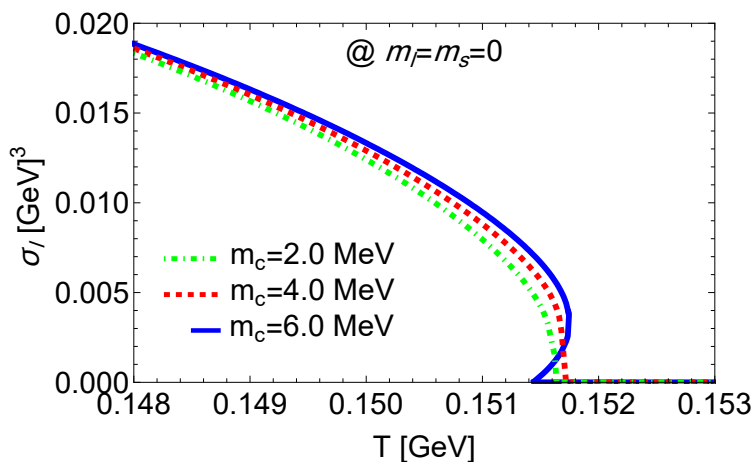


FIG. 10: The light quark condensate as a function of temperature for a massless light and strange quarks $m_l = m_s = 0$ and changing charm quark mass to see how the order of phase transition changes by changing the charm quark mass as $m_c = 2$ MeV (dash-dotted green line), $m_c = 4$ MeV (dashed red line), and $m_c = 6$ MeV (Solid line). The critical charm quark mass that changes the order of the chiral phase transition from second order to first order is between 4 – 6 MeV.

the phase diagram on the m_l - m_s plane shown in Fig. 7. Incidentally, to consistently connect to the conventional Columbia plot in the three-quark flavors, the second order boundary separating the first order and crossover domains would be characterized by the $Z(2)$ universality class.

Furthermore, there exists the tri-critical point on the $m_l=m_s$ - m_c plane (m_l degenerates with m_s), at which the three domains of crossover, first- and second-order phase transitions merge. Of interest is that the tri-critical point corresponds to the critical charm quark mass estimated in Fig. 10 and stems from the massless four-quark flavor limit where the second order phase transition observed in Fig. 8 emerges.

E. Critical temperatures with massless quarks

With the above results of the critical temperatures in the massless systems, we finally make a comparison between the holographic estimates and other model results based on the functional renormalization group (FRG) method in Fig. 12. The FRG method [8, 9, 15] provides the second order phase transition for $N_f = 2, 3, 4$. However, our soft-wall model in the three-quark flavor system provides the first order phase transition while the second order phase transition arises in the two- and four-quark flavor system. Despite the discrepancy in the phase transition order between the soft-wall model and other model results, our estimated critical temperatures can be considered to be comparable to those of other models when taking account of the large- N_c approximation.

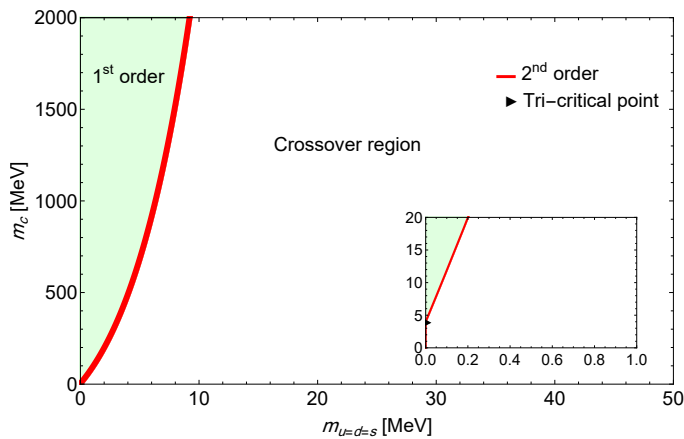


FIG. 11: The phase diagram for chiral phase transition in $m_{l=s}$ - m_c plane. The solid red line shows the critical line (second order line) between the first order region (light-green shaded area) and the crossover region (the white region). The tri-critical point is located at $m_c \sim 5$ MeV for which the order of chiral phase transition changes from second order to first order phase transition. Below the tri-critical point, there is only second order phase transition on the y-axis which is at massless $m_{l=s} = 0$ and the order changes to crossover for any deviation from the massless limit.

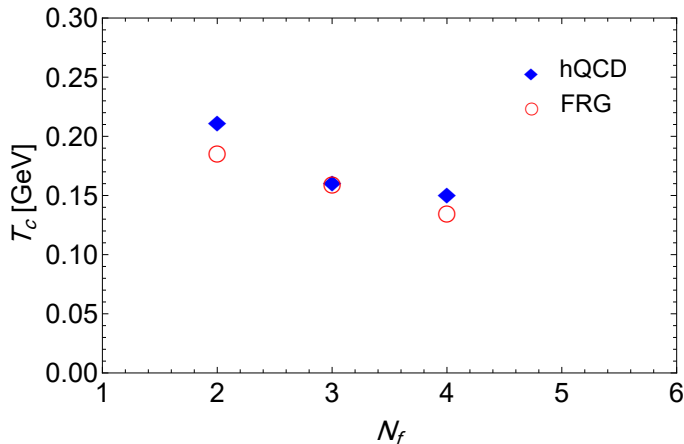


FIG. 12: The critical temperature as a function of number of flavors for massless quarks. The blue diamond is the results from our calculations, and the red open circles are the results of the FRG model [8, 9].

IV. SUMMARY AND DISCUSSION

In this paper, we have explored the quark-flavor and -mass dependence on the thermal chiral phase transition. In order to clarify the phase structure on the quark-mass plane, we have employed the soft-wall holographic QCD model with $N_f = 4$, in which the quark-flavor mixing is incorporated through the determinant term interaction. By using the holographic model framework, the four-quark flavor system is described and is applicable to finite temperature across the chiral phase transition. Furthermore, the holographic four-quark flavor system can be reduced to the two- or three-quark flavor system by taking the heavy mass limit of the charm and/or strange quark.

First, we have investigated the three-quark flavor system with the physical quark masses. In this case, we have observed that the soft-wall model surely undergoes the chiral crossover and its pseudocritical temperature aligns well with the lattice QCD simulations within the large- N_c approximation. In addition, we have also confirmed that the four-flavor model framework is capable of reproducing the observations of the phase transition order from prior holographic studies with $N_f = 2, 3$: in the massless limit of the two-quark (three-quark) flavor system, the holographic model with $N_f = 4$ yields the second (first) order phase transition, consistent with the prior studies [25, 26]. This first order phase transition is driven by the contribution of the determinant term, similar to the prior studies [25, 26].

Applying our framework to the three-quark flavor system for various values of quark masses, we have illustrated the chiral phase diagram on the plane of the light quark mass m_l and the strange quark mass m_s , which is a part of

the Columbia plot. For the region where m_l and m_s are small compared to their physical values, the phase diagram is dominated by the first order transition owing to the presence of the determinant term. The first order domain is also distant from the chiral crossover points measured in lattice QCD simulations [4, 5, 7].

Moreover, we have also investigated the influence of the charm quark mass on the chiral phase diagram on the m_l - m_s plane, especially the first order domain. It has been found that by adjusting the charm quark mass to be small, the first order domain becomes shrink. It implies that the first order domain disappears at the massless limit of the charm quark mass. To further explore the disappearance of the first-order domain, we have investigated the massless four-quark flavor system, resulting in the emergence of the second-order phase transition. The second-order phase transition emerged with massless four-quark flavors can be understood by the mechanism analogous to that observed in the massless two-quark flavor system. Indeed, in the case of the massless quark system for both $N_f = 2$ and $N_f = 4$, the determinant term is absorbed into other interaction terms described by even functions of the scalar field. Consequently, its contribution becomes irrelevant to evaluating the order of the chiral phase transition.

Given the phase transition order observed in the massless four-quark flavor system, we have proposed the new phase diagram with the four-quark flavors, which is described on the $m_{l=s}$ - m_c plane. Even for the four-quark flavor system, both the first-order domain and the crossover domain coexist in the phase diagram. We have found that the tri-critical point exists in the m_c axis, specifically at $m_c \sim 5\text{MeV}$ for $m_{l=s} = 0$. This tri-critical point stems from the massless four-quark flavor limit where the second order phase transition occurs.

Incidentally, our estimated critical temperatures are comparable to these of FRG method in the massless systems [8, 9, 15]. However, the phase transition order of the holographic model, especially observed in the three-quark flavor system, is in contrast to the other model observations.

Below, we provide some comments on our findings and their implications.

- As the pioneer work for the phase diagram on the quark-mass plane, the linear sigma model has predicted the first-order phase transition for the massless four-quark flavor system [18]. In contrast, the soft-wall holographic QCD model exhibits the second-order phase transition. This estimation is consistent with the recent prospect of the lattice QCD simulations [21].
- The conventional NJL model also provides the first order phase transition for the massless three-quark flavors, which is triggered by the instanton induced anomaly term. Actually, the instanton induced anomaly term is described by the determinant term, which is called the KMT interaction [43–46]. However, the determinant term in the soft-wall model would not be directly linked with the KMT term and the instanton contribution is still unclear within the holographic QCD framework at finite temperature. Hence, it is worth to study the role of the determinant term and find out the holographic dual associated with the instanton contribution that affect the order of the chiral phase transition.
- Figure 12 implies that by taking the extrapolation of the number of the quark flavor, the critical temperature would be zero at the large number of the quark flavor. Actually, other effective models have shown that the critical temperature vanishes at the large number of the quark flavor and have pointed out the appearance of the conformal window [47–52]. Furthermore, the conformal window has been also studied in the lattice QCD simulation at finite temperatures [21]. Therefore, it is interesting that the soft-wall model approach is extended to the more multi-flavor system and is addressed to the conformal window. At any rate, our new phase diagram with the four-quark flavor in Fig. 11 is a milestone in investigating the chiral phase structure in the multi-flavor system.

ACKNOWLEDGMENTS

We would like to thank Kazem Bitaghsir Fadafan, and Danning Li for the useful discussions. This work is supported in part by the National Natural Science Foundation of China (NSFC) Grant Nos: 12235016, 12221005, 12147150, 12305136 and the Strategic Priority Research Program of Chinese Academy of Sciences under Grant No. XDB34030000, the start-up funding from University of Chinese Academy of Sciences (UCAS), and the Fundamental Research Funds for the Central Universities. H. A. A. acknowledges the "Alliance of International Science

Organization (ANSO) Scholarship For Young Talents” for providing financial support for the Ph.D. study.

-
- [1] F. R. Brown, F. P. Butler, H. Chen, N. H. Christ, Z.-h. Dong, W. Schaffer, L. I. Unger, and A. Vaccarino, On the existence of a phase transition for QCD with three light quarks, *Phys. Rev. Lett.* **65**, 2491 (1990).
- [2] S. Aoki, H. Fukaya, and Y. Taniguchi, Chiral symmetry restoration, eigenvalue density of Dirac operator and axial U(1) anomaly at finite temperature, *Phys. Rev. D* **86**, 114512 (2012), [arXiv:1209.2061 \[hep-lat\]](#).
- [3] A. Bazavov, H. T. Ding, P. Hegde, F. Karsch, E. Laermann, S. Mukherjee, P. Petreczky, and C. Schmidt, Chiral phase structure of three flavor QCD at vanishing baryon number density, *Phys. Rev. D* **95**, 074505 (2017), [arXiv:1701.03548 \[hep-lat\]](#).
- [4] H. T. Ding et al. (HotQCD), Chiral Phase Transition Temperature in (2+1)-Flavor QCD, *Phys. Rev. Lett.* **123**, 062002 (2019), [arXiv:1903.04801 \[hep-lat\]](#).
- [5] H.-T. Ding, P. Hegde, O. Kaczmarek, F. Karsch, A. Lahiri, S.-T. Li, S. Mukherjee, and P. Petreczky (HotQCD), Chiral phase transition in (2 + 1)-flavor QCD, *PoS LATTICE2018*, 171 (2019), [arXiv:1905.11610 \[hep-lat\]](#).
- [6] Y. Kuramashi, Y. Nakamura, H. Ohno, and S. Takeda, Nature of the phase transition for finite temperature $N_f = 3$ QCD with nonperturbatively $O(a)$ improved Wilson fermions at $N_t = 12$, *Phys. Rev. D* **101**, 054509 (2020), [arXiv:2001.04398 \[hep-lat\]](#).
- [7] L. Dini, P. Hegde, F. Karsch, A. Lahiri, C. Schmidt, and S. Sharma, Chiral phase transition in three-flavor QCD from lattice QCD, *Phys. Rev. D* **105**, 034510 (2022), [arXiv:2111.12599 \[hep-lat\]](#).
- [8] J. Braun and H. Gies, Chiral phase boundary of QCD at finite temperature, *JHEP* **06**, 024, [arXiv:hep-ph/0602226](#).
- [9] J. Braun and H. Gies, Scaling laws near the conformal window of many-flavor QCD, *JHEP* **05**, 060, [arXiv:0912.4168 \[hep-ph\]](#).
- [10] K. Fukushima, K. Kamikado, and B. Klein, Second-order and Fluctuation-induced First-order Phase Transitions with Functional Renormalization Group Equations, *Phys. Rev. D* **83**, 116005 (2011), [arXiv:1010.6226 \[hep-ph\]](#).
- [11] M. Grahl and D. H. Rischke, Functional renormalization group study of the two-flavor linear sigma model in the presence of the axial anomaly, *Phys. Rev. D* **88**, 056014 (2013), [arXiv:1307.2184 \[hep-th\]](#).
- [12] G. Fejős, Fluctuation induced first order phase transition in $U(n) \times U(n)$ models using chiral invariant expansion of functional renormalization group flows, *Phys. Rev. D* **90**, 096011 (2014), [arXiv:1409.3695 \[hep-ph\]](#).
- [13] S. Resch, F. Rennecke, and B.-J. Schaefer, Mass sensitivity of the three-flavor chiral phase transition, *Phys. Rev. D* **99**, 076005 (2019), [arXiv:1712.07961 \[hep-ph\]](#).
- [14] G. Fejos, Second-order chiral phase transition in three-flavor quantum chromodynamics?, *Phys. Rev. D* **105**, L071506 (2022), [arXiv:2201.07909 \[hep-ph\]](#).
- [15] J. Braun et al., Soft modes in hot QCD matter, (2023), [arXiv:2310.19853 \[hep-ph\]](#).
- [16] F. Gao and J. M. Pawłowski, Phase structure of (2+1)-flavor QCD and the magnetic equation of state, *Phys. Rev. D* **105**, 094020 (2022), [arXiv:2112.01395 \[hep-ph\]](#).
- [17] J. Bernhardt and C. S. Fischer, QCD phase transitions in the light quark chiral limit, (2023), [arXiv:2309.06737 \[hep-ph\]](#).
- [18] R. D. Pisarski and F. Wilczek, Remarks on the Chiral Phase Transition in Chromodynamics, *Phys. Rev. D* **29**, 338 (1984).
- [19] J. T. Lenaghan, Influence of the U(1)(A) anomaly on the QCD phase transition, *Phys. Rev. D* **63**, 037901 (2001), [arXiv:hep-ph/0005330](#).
- [20] K. Fukushima, Phase diagrams in the three-flavor Nambu-Jona-Lasinio model with the Polyakov loop, *Phys. Rev. D* **77**, 114028 (2008), [Erratum: *Phys. Rev. D* **78**, 039902 (2008)], [arXiv:0803.3318 \[hep-ph\]](#).
- [21] F. Cuteri, O. Philipsen, and A. Sciarra, On the order of the QCD chiral phase transition for different numbers of quark flavours, *JHEP* **11**, 141, [arXiv:2107.12739 \[hep-lat\]](#).
- [22] J. M. Maldacena, The Large N limit of superconformal field theories and supergravity, *Adv. Theor. Math. Phys.* **2**, 231 (1998), [arXiv:hep-th/9711200](#).
- [23] E. Witten, Anti-de Sitter space and holography, *Adv. Theor. Math. Phys.* **2**, 253 (1998), [arXiv:hep-th/9802150](#).
- [24] A. Karch, E. Katz, D. T. Son, and M. A. Stephanov, Linear confinement and AdS/QCD, *Phys. Rev. D* **74**, 015005 (2006), [arXiv:hep-ph/0602229](#).
- [25] K. Chelabi, Z. Fang, M. Huang, D. Li, and Y.-L. Wu, Realization of chiral symmetry breaking and restoration in holographic QCD, *Phys. Rev. D* **93**, 101901 (2016), [arXiv:1511.02721 \[hep-ph\]](#).
- [26] K. Chelabi, Z. Fang, M. Huang, D. Li, and Y.-L. Wu, Chiral Phase Transition in the Soft-Wall Model of AdS/QCD, *JHEP* **04**, 036, [arXiv:1512.06493 \[hep-ph\]](#).
- [27] D. Li and M. Huang, Chiral phase transition of QCD with $N_f = 2 + 1$ flavors from holography, *JHEP* **02**, 042, [arXiv:1610.09814 \[hep-ph\]](#).
- [28] P. Colangelo, F. Giannuzzi, S. Nicotri, and V. Tangorra, Temperature and quark density effects on the chiral condensate: An AdS/QCD study, *Eur. Phys. J. C* **72**, 2096 (2012), [arXiv:1112.4402 \[hep-ph\]](#).
- [29] L.-X. Cui and Y.-L. Wu, Thermal Mass Spectra of Scalar and Pseudo-Scalar Mesons in IR-improved Soft-Wall AdS/QCD Model with Finite Chemical Potential, *Mod. Phys. Lett. A* **28**, 1350132 (2013), [arXiv:1302.4828 \[hep-ph\]](#).
- [30] S. P. Bartz and T. Jacobson, Chiral Phase Transition and Meson Melting from AdS/QCD, *Phys. Rev. D* **94**, 075022 (2016), [arXiv:1607.05751 \[hep-ph\]](#).

- [31] Z. Fang, S. He, and D. Li, Chiral and Deconfining Phase Transitions from Holographic QCD Study, *Nucl. Phys. B* **907**, 187 (2016), [arXiv:1512.04062 \[hep-ph\]](#).
- [32] Z. Fang, Y.-L. Wu, and L. Zhang, Chiral phase transition and meson spectrum in improved soft-wall AdS/QCD, *Phys. Lett. B* **762**, 86 (2016), [arXiv:1604.02571 \[hep-ph\]](#).
- [33] S. P. Bartz and T. Jacobson, Chiral phase transition at finite chemical potential in 2+1 -flavor soft-wall anti-de Sitter space QCD, *Phys. Rev. C* **97**, 044908 (2018), [arXiv:1801.00358 \[hep-ph\]](#).
- [34] J. Erlich, E. Katz, D. T. Son, and M. A. Stephanov, QCD and a holographic model of hadrons, *Phys. Rev. Lett.* **95**, 261602 (2005), [arXiv:hep-ph/0501128](#).
- [35] T. Gherghetta, J. I. Kapusta, and T. M. Kelley, Chiral symmetry breaking in the soft-wall AdS/QCD model, *Phys. Rev. D* **79**, 076003 (2009), [arXiv:0902.1998 \[hep-ph\]](#).
- [36] W. I. Eshraim, F. Giacosa, and D. H. Rischke, Phenomenology of charmed mesons in the extended Linear Sigma Model, *Eur. Phys. J. A* **51**, 112 (2015), [arXiv:1405.5861 \[hep-ph\]](#).
- [37] M.-W. Li, Y. Yang, and P.-H. Yuan, Analytic Study on Chiral Phase Transition in Holographic QCD, *JHEP* **02**, 055, [arXiv:2009.05694 \[hep-th\]](#).
- [38] A. Cherman, T. D. Cohen, and E. S. Werbos, The Chiral condensate in holographic models of QCD, *Phys. Rev. C* **79**, 045203 (2009), [arXiv:0804.1096 \[hep-ph\]](#).
- [39] H. A. Ahmed, Y. Chen, and M. Huang, Electromagnetic form factors in the Nf=4 holographic QCD, *Phys. Rev. D* **108**, 086034 (2023), [arXiv:2308.14975 \[hep-ph\]](#).
- [40] R. L. Workman et al. (Particle Data Group), Review of Particle Physics, *PTEP* **2022**, 083C01 (2022).
- [41] C.-X. Cui, J.-Y. Li, S. Matsuzaki, M. Kawaguchi, and A. Tomiya, New interpretation of the chiral phase transition: Violation of the trilemma in QCD, *Phys. Rev. D* **105**, 114031 (2022), [arXiv:2106.05674 \[hep-ph\]](#).
- [42] A. Bazavov et al. (HotQCD), Chiral crossover in QCD at zero and non-zero chemical potentials, *Phys. Lett. B* **795**, 15 (2019), [arXiv:1812.08235 \[hep-lat\]](#).
- [43] M. Kobayashi and T. Maskawa, Chiral symmetry and eta-x mixing, *Prog. Theor. Phys.* **44**, 1422 (1970).
- [44] M. Kobayashi, H. Kondo, and T. Maskawa, Symmetry breaking of the chiral $u(3) \times u(3)$ and the quark model, *Prog. Theor. Phys.* **45**, 1955 (1971).
- [45] G. 't Hooft, Symmetry Breaking Through Bell-Jackiw Anomalies, *Phys. Rev. Lett.* **37**, 8 (1976).
- [46] G. 't Hooft, Computation of the Quantum Effects Due to a Four-Dimensional Pseudoparticle, *Phys. Rev. D* **14**, 3432 (1976), [Erratum: *Phys.Rev.D* 18, 2199 (1978)].
- [47] T. Appelquist, J. Terning, and L. C. R. Wijewardhana, The Zero temperature chiral phase transition in SU(N) gauge theories, *Phys. Rev. Lett.* **77**, 1214 (1996), [arXiv:hep-ph/9602385](#).
- [48] H. Gies and J. Jaeckel, Chiral phase structure of QCD with many flavors, *Eur. Phys. J. C* **46**, 433 (2006), [arXiv:hep-ph/0507171](#).
- [49] T. A. Ryttov and R. Shrock, Infrared Zero of β and Value of γ_m for an SU(3) Gauge Theory at the Five-Loop Level, *Phys. Rev. D* **94**, 105015 (2016), [arXiv:1607.06866 \[hep-th\]](#).
- [50] O. Antipin, A. Maiezza, and J. C. Vasquez, Resummation in QFT with Meijer G-functions, *Nucl. Phys. B* **941**, 72 (2019), [arXiv:1807.05060 \[hep-th\]](#).
- [51] T. A. Ryttov and R. Shrock, Physics of the non-Abelian Coulomb phase: Insights from Padé approximants, *Phys. Rev. D* **97**, 025004 (2018), [arXiv:1710.06944 \[hep-th\]](#).
- [52] R. Alvares, N. Evans, and K.-Y. Kim, Holography of the Conformal Window, *Phys. Rev. D* **86**, 026008 (2012), [arXiv:1204.2474 \[hep-ph\]](#).