

Do black holes remember what they are made of?

Harshraj Bandyopadhyay¹, David Radice^{1,2,3,†}, Aviral Prakash^{1,2}, Arnab Dhani⁴, Domenico Logoteta^{5,6}, Albino Perego^{7,8}, and Rahul Kashyap^{1,2}

¹ Department of Physics, The Pennsylvania State University, University Park, PA 16802

² Institute for Gravitation & the Cosmos, The Pennsylvania State University, University Park, PA 16802

³ Department of Astronomy & Astrophysics, The Pennsylvania State University, University Park, PA 16802

⁴ Max Planck Institute for Gravitational Physics (Albert Einstein Institute), Am Mühlenberg 1, Potsdam 14476, Germany

⁵ Dipartimento di Fisica, Università di Pisa, Largo B. Pontecorvo, 3 I-56127 Pisa, Italy

⁶ INFN, Sezione di Pisa, Largo B. Pontecorvo, 3 I-56127 Pisa, Italy

⁷ Dipartimento di Fisica, Università di Trento, Via Sommarive 14, 38123 Trento, Italy

⁸ INFN-TIFPA, Trento Institute for Fundamental Physics and Applications, Via Sommarive 14, I-38123 Trento, Italy

E-mail: dur566@psu.edu

Abstract. We study the ringdown signal of black holes formed in prompt-collapse binary neutron star mergers. We analyze data from 47 numerical relativity simulations. We show that the $(\ell = 2, m = 2)$ and $(\ell = 2, m = 1)$ multipoles of the gravitational wave signal are well fitted by decaying damped exponentials, as predicted by black-hole perturbation theory. We show that the ratio of the amplitude in the two modes depends on the progenitor binary mass ratio q and reduced tidal parameter $\tilde{\Lambda}$. Unfortunately, the numerical uncertainty in our data is too large to fully quantify this dependency. If confirmed, these results will enable novel tests of general relativity in the presence of matter with next-generation gravitational-wave observatories.

1. Introduction

The gravitational wave (GW) signal from binary neutron star (NS) mergers spans a wide frequency range [1]. Binary NS systems can be detected by ground-based observatories, such as LIGO [2], Virgo [3], and KAGRA [4], when their orbital period is less than ~ 0.1 seconds, corresponding to GW frequencies of ~ 20 Hz. As the stars inspiral the orbital frequency increases. Tidal effects start to become important at frequencies of a few hundreds Hz [5, 6, 7, 8], enabling GW observation to constrain the structure of NSs and their equation of state (EOS) [9, 10, 11, 12]. The stars come into contact at

† Alfred P. Sloan Fellow

a frequency between 1 and 2 kHz [7]. If the binary does not result in the immediate formation of a black hole (BH) [13, 14, 15, 16, 17, 18, 19, 20, 21, 22, 23, 24], a remnant massive neutron star (RMNS) is at least temporarily formed [25, 26, 27, 28, 29, 30, 31, 32, 33, 34, 35, 36, 37, 38]. Such remnants are efficient emitters of GWs in the frequency range of 1–6 kHz [39, 14, 15, 40, 41, 42, 43, 44, 45, 46, 47, 48, 49]. If BH formation occurs, the remnant BH rings down as it relaxes to a Kerr BH producing GWs at even higher frequencies of 6–8 kHz [50, 51, 52].

The ringdown signal from newly formed BHs is expected to be described by BH perturbation theory [53]. Accordingly, the signal can be described as a superposition of discrete quasi-normal modes (QNMs), which decay exponentially in time, and a tail signal that decays as a power law. The predictions of BH perturbation theory have been experimentally confirmed in the case of the binary BH mergers GW150914 [54, 55] and GW190521 [56, 57, 58], as well as for 20 other binary BH events [57, 59]. While there is consensus on the fact that the ringdown signal for all these events is consistent with the predictions of general relativity, there is a controversy with the interpretation of possible higher-order modes in these signals [60, 61, 62, 63, 64, 65]. According to perturbation theory, the oscillation frequencies and damping times of the QNMs depend only on the BH mass and spin. However, the “initial” amplitudes of the different modes depends on how the BH is formed. In the case of binary BH mergers, several works pointed out that the amplitudes encode information of the binary prior to merger [66, 67, 68, 69, 70, 71, 72, 73, 74, 75, 76, 77, 78]. This can enable model-independent tests of general relativity by checking for consistence between inspiral and post-merger signals.

In a recent work, Dhani and collaborators [52] showed that QNMs from binary NS mergers producing BHs could also be detected by next generation GW experiments, such as the Einstein Telescope [79] and Cosmic Explorer [80]. This motivates us to check whether or not the ringdown signal of BHs formed by such mergers also encodes information about the binary prior to merger[§]. This is particularly important because there are alternative theories of gravity, such as certain classes of scalar-tensor theories, that differ from general relativity only if matter is present, e.g., [82, 83, 84, 85]. As such, NS mergers provide the only way to constrain such theories. In this work, we analyze results from 47 numerical relativity simulations. The data suggests that the $(\ell = 2, m = 1)$ and $(\ell = 2, m = 2)$ modes might depend on the mass ratio and tidal parameters of the binary. However, the quality of the current numerical relativity data is insufficient to arrive to firm conclusions. If these results could be confirmed with more accurate simulations, then this would open a new avenue for testing general relativity with next-generation ground-based experiments. The rest of this manuscript is organized as follows. In Section 2 we describe our simulations and the approach used to extract the QNM amplitudes from the data. We discuss our main results in Section 3. Finally, Section 4 is dedicated to discussion and conclusions.

[§] This information might also be encoded in the “pre-Hawking radiation” emitted during the collapse [81].

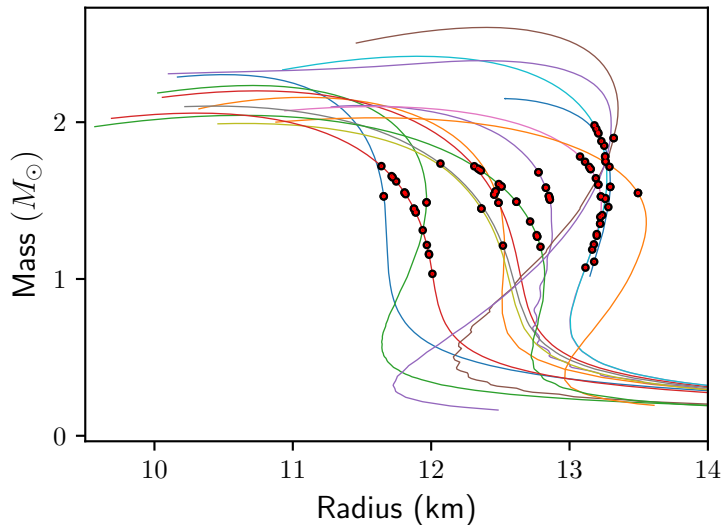


Figure 1. Mass radius curves for the EOSs employed for this work. The red dots mark the specific configurations considered.

2. Methods

2.1. Numerical Relativity Simulations

We consider a set of 47 numerical relativity simulations spanning 15 EOSs. All simulations have been performed with the `WhiskyTHC` code [86, 87, 88] starting from quasi-circular configurations created with `Lorene` [89]. Our simulations have a spatial resolution of $0.125 GM_{\odot}/c^2 \simeq 185$ m which we refer to as the standard resolution. Additional 18 simulations have been performed at a lower resolution of $0.167 GM_{\odot}/c^2 \simeq 246$ m, to estimate the numerical errors. These simulations have been presented in Refs. [22, 21] to which we refer for additional details. To have a homogeneous dataset, we only consider systems that underwent prompt BH formation. For the purpose of this study, we define a prompt BH formation to take place when the lapse function (α) after merger decreases monotonically with time until BH formation (no bounce). Our dataset comprises total binary masses $M \in [2.75, 3.8] M_{\odot}$ and mass ratios $q \in [0.57, 1]$.

Figure 1 shows the span of the considered EOSs. They cover the range of radii and masses compatible with astrophysical constraints, e.g., [90]. The EOSs are diverse not only in the macroscopic properties of NSs they predict, but also in the nuclear theory techniques and microphysics they model. We consider six relativistic mean-field theory models: Big-Apple [91], BHBA ϕ [92], HS(DD2) [93, 94], DD2qG (Logoteta et al., in prep), H4 [95, 96, 97], and SFHo [98]; six models employing Skyrme-type interactions: LS220 [99] and five variants of the SRO EOS [100, 101]; two microphysical Hartree-Fock models: BLh [102, 103] and BLQ [46]; and one purely phenomenological piecewise polytropic model from Refs. [104, 22]. Of these EOSs, two include deconfined quarks, BLQ and DD2qG, two include hyperons, BHBA ϕ and H4, while the others are purely nucleonic.

2.2. Data Preparation

GW data is extracted from the simulations using the Newman-Penrose formalism [105]. Accordingly, we record the complex scalar Ψ_4 extracted on a coordinate sphere with radius $R = 400 GM_\odot/c^2 \simeq 591$ km. We then recover the complex strain $h = h_+ - ih_\times$ from Ψ_4 using the fixed-frequency integration method [106].

We consider two of the spherical-harmonic modes of the ringdown signal: $(\ell = 2, m = 2)$ and $(\ell = 2, m = 1)$. Each mode is modeled as a damped sinusoid with the ansatz,

$$h_{\ell m}^{\text{fit}}(t) = A_{\ell m} e^{-i\omega_{\ell m}(t-t_0)}, \quad (1)$$

where $A_{\ell m}$ and $\omega_{\ell m}$ are the complex amplitude and frequency for each mode and t_0 is a reference time, specified below. The fit is performed using the data in the time window $[t_i, t_e]$, where t_i is varied over $[0, 496] GM_\odot/c^3 \simeq [0, 2.44]$ ms and t_e is fixed to $500 GM_\odot/c^3 \simeq 2.46$ ms. $t = 0$ is taken to be the time of merger, conventionally defined as the time at which the $(\ell = 2, m = 2)$ mode amplitude peaks. For each fixed value of t_i , and separately for $(\ell = 2, m = 2)$ and $(\ell = 2, m = 1)$, we obtain $A_{\ell m}$, $\omega_{\ell m}$ by minimizing the mismatch

$$\mathcal{M} = 1 - \frac{\langle h, h^{\text{fit}} \rangle}{\sqrt{\langle h^{\text{fit}}, h^{\text{fit}} \rangle \langle h, h \rangle}}, \quad (2)$$

where

$$\langle u, v \rangle = \int_{t_i}^{t_e} u(t) v^*(t) dt. \quad (3)$$

To speedup the calculation, we use the best fitting values from the previous t_i as initial guesses for each nonlinear least square fit after the first. This procedure yields a range of values $A_{\ell, m}(t_i)$, $\omega_{\ell, m}(t_i)$, and fits for each time.

To obtain the optimal values for $A_{\ell m}$ and $\omega_{\ell m}$ for each simulation, we follow a procedure adopted in many other works, e.g., Refs. [107, 108, 109, 110]. Namely, we consider the set of minimal mismatches $\{\mathcal{M}(t_i)\}$ obtained when fitting over the windows $[t_i, t_e]$ and select the t_i for which this quantity attains its first minimum. For example, $\{\mathcal{M}(t_i)\}$ for the $(\ell = 2, m = 2)$ mode is shown in Fig. 2 for a binary with $M_1 = 1.929 M_\odot$, $M_2 = 1.351 M_\odot$ simulated with the HS(DD2) EOS [93, 94] at standard resolution, which we take as fiducial. The results for other binaries are qualitatively similar. We find that the mismatch has a clear minimum ~ 1.5 ms after merger. The mismatch is also small for much larger t_i 's, but this is because the model and the strain have become roughly constant. For this reason, we take the minimum marked with a red dot as ‘‘optimal’’ and record for each binary the fitted (complex) amplitudes A_{21} and A_{22} , and frequencies, ω_{21} and ω_{22} , corresponding to this starting time. Note that the optimal starting times for the $(\ell = 2, m = 2)$ and $(\ell = 2, m = 1)$ modes typically differ by $\sim 14 GM_\odot/c^3 \simeq 70 \mu\text{s}$. In order to meaningfully compare the amplitude in the two modes we are considering, we fix t_0 to be the optimal fitting time for the $(\ell = 2, m = 2)$ mode. In other words, A_{21}/A_{22} is equal to $|h_{21}|/|h_{22}|$ at time t_0 . Finally, we remark that we do not impose any

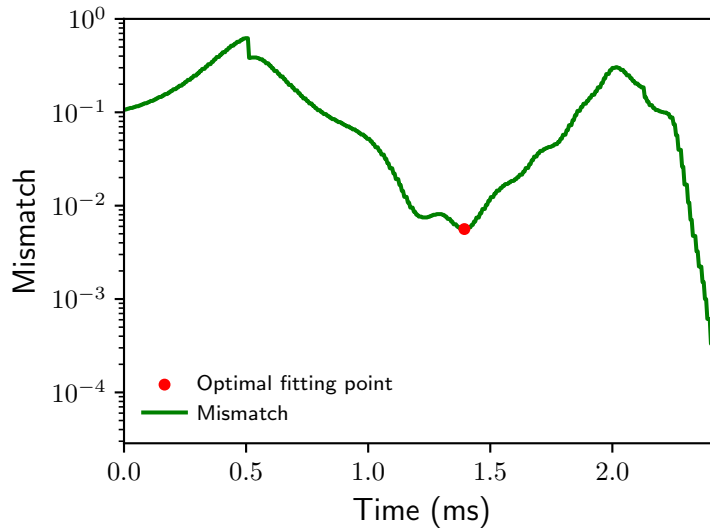


Figure 2. Mismatch as a function of the fitting starting time (green curve) and optimal fitting point (red point). The results are for a binary with $M_1 = 1.929 M_\odot$, $M_2 = 1.351 M_\odot$ simulated with the HS(DD2) EOS.

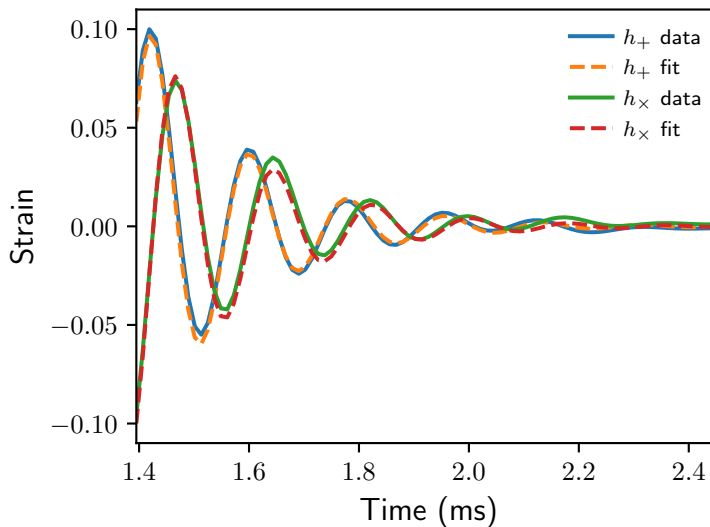


Figure 3. Real and imaginary part of the $(\ell = 2, m = 2)$ strain and optimal fit for a binary with $M_1 = 1.929 M_\odot$, $M_2 = 1.351 M_\odot$ simulated with the HS(DD2) EOS. The starting point of the fit is shown in Fig. 2.

relation between the complex frequencies. This procedure is repeated for all binaries. In each case, the correct minimum is first identified by visual inspection and then located by sampling \mathcal{M} with Δt_i of $1 GM_\odot/c^3$. We obtain minimum mismatches \mathcal{M} in the range 1.4×10^{-3} to 0.48 with average 1.7×10^{-2} for the $(\ell = 2, m = 2)$ mode, and in the range 9.5×10^{-3} to 0.12 with average 3.0×10^{-2} for the $(\ell = 2, m = 1)$ mode, for the binaries included in this study.

The $(\ell = 2, m = 2)$ fit of the strain resulting from the fitting procedure for our

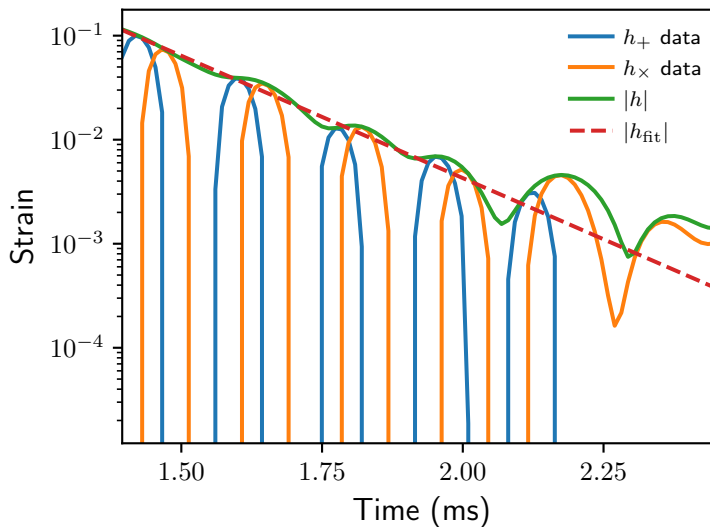


Figure 4. Same as Fig. 3, but in log scale. Here, we also show the overall amplitude of the signal $|h| = \sqrt{h_+^2 + h_\times^2}$ and of its fit $|h_{\text{fit}}|$.

fiducial binary are shown in Fig. 3. Overall, we find that our ansatz fits the numerical relativity data well, suggesting that the late-time GW signal is indeed a BH QNM. However, at late times the numerical relativity signal does not decay to zero, but typically plateaus and exhibits further oscillations. This is better seen in log-scale, as shown in Fig. 4, again for our fiducial binary. We interpret this as numerical noise. The data for the $(\ell = 2, m = 1)$ mode is qualitatively similar for binaries with $q \neq 1$. In the $q = 1$ case, we do not expect the $(\ell = 2, m = 1)$ mode to be excited in the $q = 1$ case. In practice, this mode can be excited due to symmetry breaking during merger [111, 112, 113, 114]. However, the resulting amplitudes are small and are not well fitted with the QNM ansatz of Eq. (1). As such, we do not compute A_{21} for the equal mass binaries. As discussed below, all data considered in this study shows good agreement with the predictions from BH perturbation theory over at least two full GW cycles.

2.3. Data Quality

After having constructed the optimal fit for all simulations, we manually inspect all data using diagnostic plots similar to that in Fig. 4. We remove all models for which the numerical relativity data shows less than two full GW cycles of close agreement with our damped sinusoidal fit. This selection procedure is also performed for the $(\ell = 2, m = 1)$ mode. Out of an initial set of 58 binaries at standard resolution, we remove 11 cases ending with the 47 binaries showed in Fig. 1.

We estimate finite-resolution uncertainties from 14 unequal-mass and 4 equal-mass binaries that have been simulated at two resolutions: standard and low resolution. The relative error in A_{21}/A_{22} (A_{22}) range from 1.7% (0.2%) to 104% (66%). We take the mean value of the error as typical relative uncertainty: 37% and 33% for A_{21}/A_{22} and

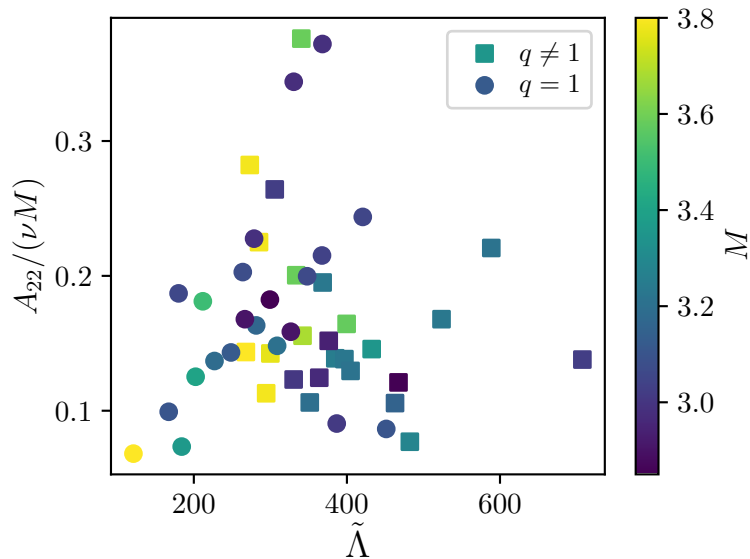


Figure 5. Normalized amplitude $A_{22}/(\nu M)$, ν being the symmetric mass ratio $M_A M_B / M^2$ and $M = M_A + M_B$ being the reduced mass, as a function of the reduced tidal deformability $\tilde{\Lambda}$. The color encodes the total mass $M = M_A + M_B$. Squares (circles) denote equal (unequal) mass binaries.

A_{22} , respectively. We believe our error estimate to be very conservative, because we have only simulated at two resolutions the binaries close to the threshold for prompt collapse. We expect the errors to be largest for these binaries.

3. Results

Figure 5 shows the fitted amplitude of the $(\ell = 2, m = 2)$ mode in the ringdown signal normalized by the total mass $M = M_A + M_B$ and symmetric mass ratio $\nu = M_A M_B / M$, $A_{22}/(M\nu)$, as a function of the reduced tidal parameter

$$\tilde{\Lambda} = \frac{16}{13} \left[\frac{(M_A + 12M_B)M_A^4 \tilde{\Lambda}_A}{(M_A + M_B)^5} + (A \leftrightarrow B) \right], \quad (4)$$

where $\Lambda_{A,B}$ are the dimensionless quadrupolar tidal parameters (or tidal polarizability coefficients) of each of the stars in the binary. The figure also encodes the total mass of the binary with color. Overall, we do not find evidence for a correlation between $A_{22}/(\nu M)$, $\tilde{\Lambda}$, M , or q . For reference, we estimated $A_{22}/(\nu M)$ for an equal-mass, nonspinning binary BH value merger to be 0.496 using the publicly available data from the SXS catalog SXS:BBH:0066 [115]. Note that the value we are quoting is the amplitude of the signal at the best fitting time, following the convention we are using in this work, and not at merger, as often done in the binary BH literature.

Figure 6 shows the ratio of the amplitudes of the $(\ell = 2, m = 1)$ and $(\ell = 2, m = 2)$ modes, A_{21}/A_{22} , as a function of q and $\tilde{\Lambda}$. We find that this ratio depends on both q and $\tilde{\Lambda}$. First, for $q = 1$ the amplitude of the $(\ell = 2, m = 1)$ mode is close to zero

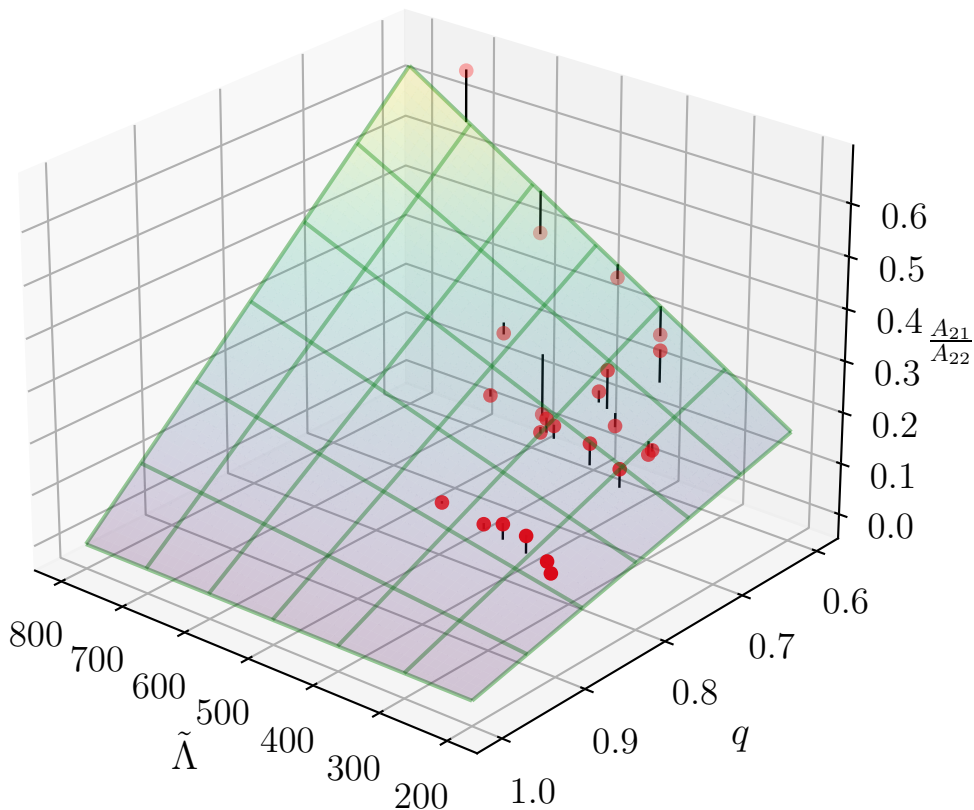


Figure 6. Ratio of the amplitude of the $(\ell = 2, m = 1)$ and $(\ell = 2, m = 2)$ QNM modes, A_{21}/A_{22} , as a function of binary mass ratio q and tidal parameter $\tilde{\Lambda}$. The surface shows the tentative fit of Eq. (5). The vertical lines show the distance between the data and the fit. Residuals are also shown in Fig. 7.

and, as previously discussed we cannot reliably measure A_{21} . This is because the binary is symmetric with respect to rotations of 180° about the z -axis (normal to the orbital plane). Note that such symmetry is known to be broken in the postmerger, as the result of the one-armed spiral instability [111, 112, 113, 114]. However, this instability does not have a chance to fully develop for the prompt BH formation binaries considered in this study. Moreover, we find that in general A_{21}/A_{22} grows with mass asymmetry and tidal deformability. We quantify this by fitting the data with the ansatz

$$(1 - q) \left(\frac{a}{1 + q} + b \tilde{\Lambda} \right), \quad (5)$$

where a and b are determined with an ordinary least square fit to be:

$$a = 3.956 \times 10^{-2}, \quad b = 1.952 \times 10^{-3}. \quad (6)$$

Our ansatz Eq. (5) is a generalization the fit originally proposed in Ref. [66] for binary BH merger data. The fit R^2 is 0.86. The fit is also shown as the surface in Fig. 6. It is interesting to compare our results to the case of binary BHs, which would formally correspond to the limit $\tilde{\Lambda} \rightarrow 0$. For comparison, we refit this expression to nonspinning binary BH data from the SXS catalog [115] with q between 1 and 10 (and $\tilde{\Lambda} = 0$) to obtain $a' = 0.216$. Note that this coefficient is different from that reported in Ref. [66],

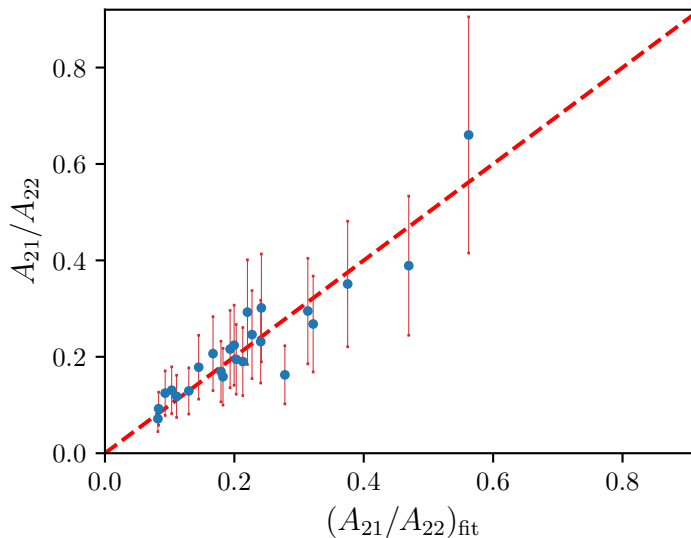


Figure 7. Ratio of the amplitudes of the $(\ell = 2, m = 1)$ and $(\ell = 2, m = 2)$ modes, A_{21}/A_{22} , vs the fit $(A_{21}/A_{22})_{\text{fit}}$ from Eq. (5).

because we define the ratio A_{21}/A_{22} at t_0 instead of at the merger time. That said, because $\tilde{\Lambda}$ and q are strongly correlated, a and a' cannot be directly compared. If we fit the binary NS data with the same ansatz as the binary BH data, that is if we neglect $\tilde{\Lambda}$, we obtain $a'' = 1.454$ with a lower $R^2 = 0.61$. Overall, our results suggest that matter effects strongly amplify A_{21} compared to the expectation for binary BHs. In other words, the limit $\tilde{\Lambda} \rightarrow 0$ appears to be discontinuous. We remark that there is some scatter in the data and the numerical uncertainties in A_{21}/A_{22} are large. As such, while we believe that the correlations we are measuring are robust, our data might not yet be sufficiently accurate to determine its exact dependency.

Figure 7 shows the ratio of the amplitudes of the $(\ell = 2, m = 1)$ and $(\ell = 2, m = 2)$ modes as a function of the fit $(A_{21}/A_{22})_{\text{fit}} = (1 - q)[a/(1 + q) + b\tilde{\Lambda}]$. The error bars show the 37% variation on the data (see Sec. 2.3). We find that the data is broadly consistent with the fit, once error bars are taken into account. There is also no evidence for a systematic trend in the residual, which would have pointed to the existence of confounding variables. Once again, while our results indicate that the BH ringdown signal in prompt-collapse NS mergers depends on the binary parameters, we caution the reader that our fit will need to be refined using higher resolution simulation data, before it can be applied in GW astronomy.

The fact that A_{21}/A_{22} depends primarily on q and $\tilde{\Lambda}$ is not unexpected. It is well known that $\tilde{\Lambda}$ encodes matter effects to leading order in the inspiral of NS binaries [116]. Moreover, numerical relativity simulations have shown that there are quasi-Universal relations relating $\tilde{\Lambda}$ to the GW amplitude, as well as to the binding energy and angular momentum of the binaries at merger [117, 118]. These relations were previously known to extend also in the postmerger, if the remnant is a rotating massive NSs [41, 119]. Our work shows that $\tilde{\Lambda}$ continues to be the most relevant parameter encoding matter

effects even after BH formation.

4. Conclusions

In this paper, we have studied the GW signal produced by the ringdown of the final BH formed in prompt-collapse NS mergers. To this aim, we analyzed the data of 47 numerical relativity simulations and extracted amplitudes and complex frequencies corresponding to the $(\ell = 2, m = 2)$ and $(\ell = 2, m = 1)$ modes. While the complex frequencies are expected to depend only on the properties of the remnant BH, the amplitudes can encode information of the non-linear dynamics leading to its formation. In particular, we have analyzed the dependency of the amplitudes on the binary mass ratio q and tidal parameter $\tilde{\Lambda}$.

We find no evidence of a dependency of the amplitude of the $(\ell = 2, m = 2)$ mode on the binary parameters. However, our data shows that the ratio of the $(\ell = 2, m = 1)$ and $(\ell = 2, m = 2)$ mode amplitudes, A_{21}/A_{22} , depends on both q and $\tilde{\Lambda}$. We cannot exclude that other EOS parameters other than $\tilde{\Lambda}$ can influence A_{21}/A_{22} , but this appears unlikely given that our dataset includes a large variety of EOSs and binaries with different EOS, but similar $\tilde{\Lambda}$ and q , show similar values of A_{21}/A_{22} . Unfortunately, the estimated finite resolution error on A_{21}/A_{22} is at the level of 37%, preventing us from fully quantifying this dependency. We nevertheless present a simple phenomenological fit to demonstrate the leading order trends, while cautioning the reader that more accurate numerical relativity data will be needed before such fits can be used for GW astronomy applications. Our results show that, while the final BH formed in binary NS mergers is only characterized by its mass and spin, in accordance with the no-hair theorem [120, 121], the amplitude of the ringdown modes depends on the properties of the progenitor binary. In other words, we can confidently say that BHs “know” about the properties of matter ($\tilde{\Lambda}$) that formed them.

Our results show that $\tilde{\Lambda}$ can be determined independently from either the inspiral, or the ringdown signals, for sufficiently loud events. The requirement of consistency between the two estimates of $\tilde{\Lambda}$ could be used to perform null tests of general-relativity in the presence of matter. Such test would not require beyond-general-relativity models of the ringdown, but it would require more accurate numerical relativity data. Assuming Gaussian noise, the ratio A_{21}/A_{22} could be determined with a relative precision of $\sim 1/\text{SNR}$, where SNR is the signal to noise ratio in the quieter of the two modes. This estimate also assumes that the inclination of the source can be independently measured with sufficient accuracy, which would be the case if an electromagnetic counterpart to the merger can be found. Since the numerical uncertainty is at the level of 37%, systematic errors in the estimate of $\tilde{\Lambda}$ from the ringdown would already dominate over statistical errors for $\text{SNR} \gtrsim 3$. Performing the required simulations will be the objective of our future work. We note that simulations with grid spacing more than 10 times finer than the ones presented here have already been published [122]. As such, estimates of the ringdown amplitudes with precision 10–100 times better than the ones reported here

are feasible with current simulation technology.

Acknowledgements

DR acknowledges funding from the U.S. Department of Energy, Office of Science, Division of Nuclear Physics under Award Number(s) DE-SC0021177, DE-SC0024388, and from the National Science Foundation under Grants No. PHY-2011725, PHY-2020275, PHY-2116686, and AST-2108467. The work of APe is partially funded by the European Union under NextGenerationEU. PRIN 2022 Prot. n. 2022KX2Z3B.

NR simulations were performed on Bridges, Comet, Stampede2 (NSF XSEDE allocation TG-PHY160025), NSF/NCSA Blue Waters (NSF AWD-1811236) supercomputers. Computations for this research were also performed on the Pennsylvania State University's Institute for Computational and Data Sciences' Roar supercomputer. The authors acknowledge PRACE for awarding them access to Joliot-Curie at GENCI@CEA (project: 2019215202, allocation RA5202). Computations were also performed on the supercomputer SuperMUC-NG at the Leibniz-Rechenzentrum Munich, and on the national HPE Apollo Hawk at the High Performance Computing Center Stuttgart (HLRS). The authors acknowledge the Gauss Centre for Supercomputing e.V. (www.gauss-centre.eu) for funding this project by providing computing time to the GCS Supercomputer SuperMUC-NG at LRZ (allocation `pn68wi`). The authors acknowledge HLRS for funding this project by providing access to the supercomputer HPE Apollo Hawk under the grant number INTRHYGUE/44215.

References

- [1] Radice D, Bernuzzi S and Perego A 2020 *Ann. Rev. Nucl. Part. Sci.* **70** 95–119 (*Preprint* 2002.03863)
- [2] Aasi J et al. (LIGO Scientific) 2015 *Class. Quant. Grav.* **32** 074001 (*Preprint* 1411.4547)
- [3] Acernese F et al. (VIRGO) 2015 *Class. Quant. Grav.* **32** 024001 (*Preprint* 1408.3978)
- [4] Akutsu T et al. (KAGRA) 2021 *PTEP* **2021** 05A101 (*Preprint* 2005.05574)
- [5] Flanagan E E and Hinderer T 2008 *Phys. Rev. D* **77** 021502 (*Preprint* 0709.1915)
- [6] Hinderer T, Lackey B D, Lang R N and Read J S 2010 *Phys. Rev. D* **81** 123016 (*Preprint* 0911.3535)
- [7] Damour T and Nagar A 2010 *Phys. Rev. D* **81** 084016 (*Preprint* 0911.5041)
- [8] Damour T, Nagar A and Villain L 2012 *Phys. Rev. D* **85** 123007 (*Preprint* 1203.4352)
- [9] Abbott B P et al. (LIGO Scientific, Virgo) 2017 *Astrophys. J. Lett.* **851** L16 (*Preprint* 1710.09320)
- [10] De S, Finstad D, Lattimer J M, Brown D A, Berger E and Biver C M 2018 *Phys. Rev. Lett.* **121** 091102 [Erratum: *Phys.Rev.Lett.* 121, 259902 (2018)] (*Preprint* 1804.08583)
- [11] Abbott B P et al. (LIGO Scientific, Virgo) 2019 *Phys. Rev. X* **9** 011001 (*Preprint* 1805.11579)
- [12] Abbott B P et al. (LIGO Scientific, Virgo) 2018 *Phys. Rev. Lett.* **121** 161101 (*Preprint* 1805.11581)
- [13] Shibata M, Taniguchi K and Uryu K 2005 *Phys. Rev. D* **71** 084021 (*Preprint* gr-qc/0503119)
- [14] Hotokezaka K, Kyutoku K, Okawa H, Shibata M and Kiuchi K 2011 *Phys. Rev. D* **83** 124008 (*Preprint* 1105.4370)

- [15] Bauswein A, Baumgarte T W and Janka H T 2013 Phys. Rev. Lett. **111** 131101 (*Preprint* 1307.5191)
- [16] Zappa F, Bernuzzi S, Radice D, Perego A and Dietrich T 2018 Phys. Rev. Lett. **120** 111101 (*Preprint* 1712.04267)
- [17] Agathos M, Zappa F, Bernuzzi S, Perego A, Breschi M and Radice D 2020 Phys. Rev. D **101** 044006 (*Preprint* 1908.05442)
- [18] Köppel S, Bovard L and Rezzolla L 2019 Astrophys. J. Lett. **872** L16 (*Preprint* 1901.09977)
- [19] Bauswein A, Blacker S, Vijayan V, Stergioulas N, Chatziioannou K, Clark J A, Bastian N U F, Blaschke D B, Cierniak M and Fischer T 2020 Phys. Rev. Lett. **125** 141103 (*Preprint* 2004.00846)
- [20] Bauswein A, Blacker S, Lioutas G, Soutanis T, Vijayan V and Stergioulas N 2021 Phys. Rev. D **103** 123004 (*Preprint* 2010.04461)
- [21] Perego A, Logoteta D, Radice D, Bernuzzi S, Kashyap R, Das A, Padamata S and Prakash A 2022 Phys. Rev. Lett. **129** 032701 (*Preprint* 2112.05864)
- [22] Kashyap R et al. 2022 Phys. Rev. D **105** 103022 (*Preprint* 2111.05183)
- [23] Kölsch M, Dietrich T, Ujevic M and Bruegmann B 2022 Phys. Rev. D **106** 044026 (*Preprint* 2112.11851)
- [24] Çokluk K A, Yakut K and Giacomazzo B 2023 (*Preprint* 2301.09635)
- [25] Baumgarte T W, Shapiro S L and Shibata M 2000 Astrophys. J. Lett. **528** L29 (*Preprint* astro-ph/9910565)
- [26] Rosswog S and Davies M B 2002 Mon. Not. Roy. Astron. Soc. **334** 481–497 (*Preprint* astro-ph/0110180)
- [27] Shibata M and Taniguchi K 2006 Phys. Rev. D **73** 064027 (*Preprint* astro-ph/0603145)
- [28] Baiotti L, Giacomazzo B and Rezzolla L 2008 Phys. Rev. D **78** 084033 (*Preprint* 0804.0594)
- [29] Sekiguchi Y, Kiuchi K, Kyutoku K and Shibata M 2011 Phys. Rev. Lett. **107** 051102 (*Preprint* 1105.2125)
- [30] Hotokezaka K, Kiuchi K, Kyutoku K, Muranushi T, Sekiguchi Y i, Shibata M and Taniguchi K 2013 Phys. Rev. D **88** 044026 (*Preprint* 1307.5888)
- [31] Palenzuela C, Liebling S L, Neilsen D, Lehner L, Caballero O L, O'Connor E and Anderson M 2015 Phys. Rev. D **92** 044045 (*Preprint* 1505.01607)
- [32] Kiuchi K, Kyutoku K, Sekiguchi Y and Shibata M 2018 Phys. Rev. D **97** 124039 (*Preprint* 1710.01311)
- [33] Radice D 2017 Astrophys. J. Lett. **838** L2 (*Preprint* 1703.02046)
- [34] Kiuchi K, Fujibayashi S, Hayashi K, Kyutoku K, Sekiguchi Y and Shibata M 2023 Phys. Rev. Lett. **131** 011401 (*Preprint* 2211.07637)
- [35] Radice D, Perego A, Bernuzzi S and Zhang B 2018 Mon. Not. Roy. Astron. Soc. **481** 3670–3682 (*Preprint* 1803.10865)
- [36] Palenzuela C, Aguilera-Miret R, Carrasco F, Ciolfi R, Kalinani J V, Kastaun W, Miñano B and Viganò D 2022 Phys. Rev. D **106** 023013 (*Preprint* 2112.08413)
- [37] Palenzuela C, Liebling S and Miñano B 2022 Phys. Rev. D **105** 103020 (*Preprint* 2204.02721)
- [38] Radice D and Bernuzzi S 2023 (*Preprint* 2306.13709)
- [39] Shibata M 2005 Phys. Rev. Lett. **94** 201101 (*Preprint* gr-qc/0504082)
- [40] Takami K, Rezzolla L and Baiotti L 2014 Phys. Rev. Lett. **113** 091104 (*Preprint* 1403.5672)
- [41] Bernuzzi S, Dietrich T and Nagar A 2015 Phys. Rev. Lett. **115** 091101 (*Preprint* 1504.01764)
- [42] Radice D, Bernuzzi S, Del Pozzo W, Roberts L F and Ott C D 2017 Astrophys. J. Lett. **842** L10 (*Preprint* 1612.06429)
- [43] Most E R, Papenfort L J, Dexheimer V, Hanauske M, Schramm S, Stöcker H and Rezzolla L 2019 Phys. Rev. Lett. **122** 061101 (*Preprint* 1807.03684)
- [44] Most E R, Jens Papenfort L, Dexheimer V, Hanauske M, Stoecker H and Rezzolla L 2020 Eur. Phys. J. A **56** 59 (*Preprint* 1910.13893)
- [45] Bauswein A, Bastian N U F, Blaschke D B, Chatziioannou K, Clark J A, Fischer T and Oertel

- M 2019 Phys. Rev. Lett. **122** 061102 (*Preprint* 1809.01116)
- [46] Prakash A, Radice D, Logoteta D, Perego A, Nedora V, Bombaci I, Kashyap R, Bernuzzi S and Endrizzi A 2021 Phys. Rev. D **104** 083029 (*Preprint* 2106.07885)
- [47] Raithel C, Paschalidis V and Özel F 2021 Phys. Rev. D **104** 063016 (*Preprint* 2104.07226)
- [48] Fields J, Prakash A, Breschi M, Radice D, Bernuzzi S and da Silva Schneider A 2023 Astrophys. J. Lett. **952** L36 (*Preprint* 2302.11359)
- [49] Prakash A, Gupta I, Breschi M, Kashyap R, Radice D, Bernuzzi S, Logoteta D and Sathyaprakash B S 2023 (*Preprint* 2310.06025)
- [50] Baiotti L, Hawke I, Rezzolla L and Schnetter E 2005 Phys. Rev. Lett. **94** 131101 (*Preprint* gr-qc/0503016)
- [51] Zhang T, Smetana J, Chen Y, Bentley J, Martynov D, Miao H, East W E and Yang H 2021 Phys. Rev. D **103** 044063 (*Preprint* 2011.06705)
- [52] Dhani A, Radice D, Schütte-Engel J, Gardner S, Sathyaprakash B, Logoteta D, Perego A and Kashyap R 2023 (*Preprint* 2306.06177)
- [53] Berti E, Cardoso V and Starinets A O 2009 Class. Quant. Grav. **26** 163001 (*Preprint* 0905.2975)
- [54] Abbott B P et al. (LIGO Scientific, Virgo) 2016 Phys. Rev. Lett. **116** 221101 [Erratum: Phys.Rev.Lett. 121, 129902 (2018)] (*Preprint* 1602.03841)
- [55] Isi M, Giesler M, Farr W M, Scheel M A and Teukolsky S A 2019 Phys. Rev. Lett. **123** 111102 (*Preprint* 1905.00869)
- [56] Capano C D, Cabero M, Westerweck J, Abedi J, Kastha S, Nitz A H, Wang Y F, Nielsen A B and Krishnan B 2021 (*Preprint* 2105.05238)
- [57] Abbott R et al. (LIGO Scientific, Virgo) 2021 Phys. Rev. D **103** 122002 (*Preprint* 2010.14529)
- [58] Siegel H, Isi M and Farr W M 2023 Phys. Rev. D **108** 064008 (*Preprint* 2307.11975)
- [59] Abbott R et al. (LIGO Scientific, VIRGO, KAGRA) 2021 (*Preprint* 2112.06861)
- [60] Carullo G, Del Pozzo W and Veitch J 2019 Phys. Rev. D **99** 123029 [Erratum: Phys.Rev.D 100, 089903 (2019)] (*Preprint* 1902.07527)
- [61] Cotesta R, Carullo G, Berti E and Cardoso V 2022 Phys. Rev. Lett. **129** 111102 (*Preprint* 2201.00822)
- [62] Finch E and Moore C J 2022 Phys. Rev. D **106** 043005 (*Preprint* 2205.07809)
- [63] Baibhav V, Cheung M H Y, Berti E, Cardoso V, Carullo G, Cotesta R, Del Pozzo W and Duque F 2023 Phys. Rev. D **108** 104020 (*Preprint* 2302.03050)
- [64] Zhu H, Ripley J L, Cárdenas-Avendaño A and Pretorius F 2023 (*Preprint* 2309.13204)
- [65] Isi M and Farr W M 2023 Phys. Rev. Lett. **131** 169001 (*Preprint* 2310.13869)
- [66] Kamaretsos I, Hannam M and Sathyaprakash B 2012 Phys. Rev. Lett. **109** 141102 (*Preprint* 1207.0399)
- [67] Damour T and Nagar A 2014 Phys. Rev. D **90** 024054 (*Preprint* 1406.0401)
- [68] Healy J, Laguna P and Shoemaker D 2014 Class. Quant. Grav. **31** 212001 (*Preprint* 1407.5989)
- [69] London L, Shoemaker D and Healy J 2014 Phys. Rev. D **90** 124032 [Erratum: Phys.Rev.D 94, 069902 (2016)] (*Preprint* 1404.3197)
- [70] London L T 2020 Phys. Rev. D **102** 084052 (*Preprint* 1801.08208)
- [71] Berti E, Yagi K, Yang H and Yunes N 2018 Gen. Rel. Grav. **50** 49 (*Preprint* 1801.03587)
- [72] Baibhav V and Berti E 2019 Phys. Rev. D **99** 024005 (*Preprint* 1809.03500)
- [73] Cotesta R, Buonanno A, Bohé A, Taracchini A, Hinder I and Ossokine S 2018 Phys. Rev. D **98** 084028 (*Preprint* 1803.10701)
- [74] Lim H, Khanna G, Apte A and Hughes S A 2019 Phys. Rev. D **100** 084032 (*Preprint* 1901.05902)
- [75] Borhanian S, Arun K G, Pfeiffer H P and Sathyaprakash B S 2020 Class. Quant. Grav. **37** 065006 (*Preprint* 1901.08516)
- [76] Hughes S A, Apte A, Khanna G and Lim H 2019 Phys. Rev. Lett. **123** 161101 (*Preprint* 1901.05900)
- [77] Forteza X J, Bhagwat S, Kumar S and Pani P 2023 Phys. Rev. Lett. **130** 021001 (*Preprint* 2205.14910)

- [78] Zhu H *et al.* 2023 (*Preprint* 2312.08588)
- [79] Punturo M *et al.* 2010 *Class. Quant. Grav.* **27** 194002
- [80] Reitze D *et al.* 2019 *Bull. Am. Astron. Soc.* **51** 035 (*Preprint* 1907.04833)
- [81] Dai D C and Stojkovic D 2016 *Phys. Lett. B* **758** 429–433 (*Preprint* 1601.07921)
- [82] Barausse E, Palenzuela C, Ponce M and Lehner L 2013 *Phys. Rev. D* **87** 081506 (*Preprint* 1212.5053)
- [83] Sagunski L, Zhang J, Johnson M C, Lehner L, Sakellariadou M, Liebling S L, Palenzuela C and Neilsen D 2018 *Phys. Rev. D* **97** 064016 (*Preprint* 1709.06634)
- [84] East W E and Pretorius F 2022 *Phys. Rev. D* **106** 104055 (*Preprint* 2208.09488)
- [85] Bezares M, Aguilera-Miret R, ter Haar L, Crisostomi M, Palenzuela C and Barausse E 2022 *Phys. Rev. Lett.* **128** 091103 (*Preprint* 2107.05648)
- [86] Radice D and Rezzolla L 2012 *Astron. Astrophys.* **547** A26 (*Preprint* 1206.6502)
- [87] Radice D, Rezzolla L and Galeazzi F 2014 *Mon. Not. Roy. Astron. Soc.* **437** L46–L50 (*Preprint* 1306.6052)
- [88] Radice D, Rezzolla L and Galeazzi F 2014 *Class. Quant. Grav.* **31** 075012 (*Preprint* 1312.5004)
- [89] Gourgoulhon E, Grandclement P, Taniguchi K, Marck J A and Bonazzola S 2001 *Phys. Rev. D* **63** 064029 (*Preprint* gr-qc/0007028)
- [90] Breschi M, Gamba R, Carullo G, Godzieba D, Bernuzzi S, Perego A and Radice D 2024 (*Preprint* 2401.03750)
- [91] Fattoyev F J, Horowitz C J, Piekarewicz J and Reed B 2020 *Phys. Rev. C* **102** 065805 (*Preprint* 2007.03799)
- [92] Banik S, Hempel M and Bandyopadhyay D 2014 *Astrophys. J. Suppl.* **214** 22 (*Preprint* 1404.6173)
- [93] Typel S, Ropke G, Klahn T, Blaschke D and Wolter H H 2010 *Phys. Rev. C* **81** 015803 (*Preprint* 0908.2344)
- [94] Hempel M and Schaffner-Bielich J 2010 *Nucl. Phys. A* **837** 210–254 (*Preprint* 0911.4073)
- [95] Glendenning N K and Moszkowski S A 1991 *Phys. Rev. Lett.* **67** 2414–2417
- [96] Lackey B D, Nayyar M and Owen B J 2006 *Phys. Rev. D* **73** 024021 (*Preprint* astro-ph/0507312)
- [97] Read J S, Lackey B D, Owen B J and Friedman J L 2009 *Phys. Rev. D* **79** 124032 (*Preprint* 0812.2163)
- [98] Steiner A W, Hempel M and Fischer T 2013 *Astrophys. J.* **774** 17 (*Preprint* 1207.2184)
- [99] Lattimer J M and Swesty F D 1991 *Nucl. Phys. A* **535** 331–376
- [100] Schneider A S, Roberts L F and Ott C D 2017 *Phys. Rev. C* **96** 065802 (*Preprint* 1707.01527)
- [101] Schneider A S, Roberts L F, Ott C D and O’connor E 2019 *Phys. Rev. C* **100** 055802 (*Preprint* 1906.02009)
- [102] Bombaci I and Logoteta D 2018 *Astron. Astrophys.* **609** A128 (*Preprint* 1805.11846)
- [103] Logoteta D, Perego A and Bombaci I 2021 *Astron. Astrophys.* **646** A55 (*Preprint* 2012.03599)
- [104] Godzieba D A, Radice D and Bernuzzi S 2021 *Astrophys. J.* **908** 122 (*Preprint* 2007.10999)
- [105] Bishop N T and Rezzolla L 2016 *Living Rev. Rel.* **19** 2 (*Preprint* 1606.02532)
- [106] Reisswig C and Pollney D 2011 *Class. Quant. Grav.* **28** 195015 (*Preprint* 1006.1632)
- [107] Mourier P, Jiménez Forteza X, Pook-Kolb D, Krishnan B and Schnetter E 2021 *Phys. Rev. D* **103** 044054 (*Preprint* 2010.15186)
- [108] Forteza X J and Mourier P 2021 *Phys. Rev. D* **104** 124072 (*Preprint* 2107.11829)
- [109] Dhani A and Sathyaprakash B S 2021 (*Preprint* 2107.14195)
- [110] Magaña Zertuche L *et al.* 2022 *Phys. Rev. D* **105** 104015 (*Preprint* 2110.15922)
- [111] Paschalidis V, East W E, Pretorius F and Shapiro S L 2015 *Phys. Rev. D* **92** 121502 (*Preprint* 1510.03432)
- [112] Radice D, Bernuzzi S and Ott C D 2016 *Phys. Rev. D* **94** 064011 (*Preprint* 1603.05726)
- [113] Lehner L, Liebling S L, Palenzuela C and Motl P M 2016 *Phys. Rev. D* **94** 043003 (*Preprint* 1605.02369)
- [114] Espino P L, Prakash A, Radice D and Logoteta D 2023 (*Preprint* 2301.03619)

- [115] Boyle M et al. 2019 Class. Quant. Grav. **36** 195006 (*Preprint* 1904.04831)
- [116] Favata M 2014 Phys. Rev. Lett. **112** 101101 (*Preprint* 1310.8288)
- [117] Read J S, Baiotti L, Creighton J D E, Friedman J L, Giacomazzo B, Kyutoku K, Markakis C, Rezzolla L, Shibata M and Taniguchi K 2013 Phys. Rev. D **88** 044042 (*Preprint* 1306.4065)
- [118] Bernuzzi S, Nagar A, Balmelli S, Dietrich T and Ujevic M 2014 Phys. Rev. Lett. **112** 201101 (*Preprint* 1402.6244)
- [119] Takami K, Rezzolla L and Baiotti L 2015 Phys. Rev. D **91** 064001 (*Preprint* 1412.3240)
- [120] Israel W 1967 Physical Review **145** 11–13 URL <https://linkinghub.elsevier.com/retrieve/pii/037596019090266Q>
- [121] Carter B 1971 Physical review letters **26** 331–333 ISSN 0031-9007 URL <https://link.aps.org/doi/10.1103/PhysRevLett.26.331>
- [122] Kiuchi K, Kawaguchi K, Kyutoku K, Sekiguchi Y, Shibata M and Taniguchi K 2017 Phys. Rev. D **96** 084060 (*Preprint* 1708.08926)