

Post-hoc Hypothesis Testing

Nick W. Koning*

Econometric Institute, Erasmus University Rotterdam, the Netherlands

May 30, 2024

Abstract

An unfortunate feature of traditional hypothesis testing is the necessity to pre-specify a significance level α to bound the ‘size’ of the test: its probability to falsely reject the hypothesis. Indeed, a data-dependent selection of α would generally distort the size, possibly making it larger than the selected level α . We develop post-hoc hypothesis testing, which guarantees that there is no such size distortion in expectation, even if the level α is arbitrarily selected based on the data. Unlike regular p -values, resulting ‘post-hoc p -values’ allow us to ‘reject at level p ’ and still provide this guarantee. Moreover, they can easily be combined since the product of independent post-hoc p -values is also a post-hoc p -value. Interestingly, we find that p is a post-hoc p -value if and only if $1/p$ is an e -value, a recently introduced measure of evidence. Post-hoc hypothesis testing eliminates the need for standardized levels such as $\alpha = 0.05$, which takes away incentives for p -hacking and contributes to solving the file-drawer problem.

Keywords: p -values, e -values, p -hacking, data-dependent level.

1 Introduction

Testing hypotheses is *the* fundamental statistical tool of empirical science. An unfortunate feature of traditional hypothesis testing is that one must pre-specify a significance level ‘ α ’ to bound the *size* or *Type I error*: the probability to falsely reject a true hypothesis. This pre-specification of α has shaped empirical scientific discourse over the past century, and has led to several widely known problems:

- **α -hacking.** The process of specifying of the level α is typically not publicly observed, so that outsiders cannot verify whether it was truly pre-specified or secretly selected post-hoc: after seeing the data. To protect against accusations of such ‘ α -hacking’, it is therefore

near-universal practice to use a standardized level such as $\alpha = .05$.

- **File-drawer and publication bias.** A finding with a p -value larger than the pre-specified α cannot be claimed as a discovery. This makes such findings substantially less likely to be published or even pursued for publication. This is also known as the file-drawer problem, as these findings are often indefinitely relegated to a file-drawer (Rosenthal, 1979). As a consequence, the scientific literature often contains of a biased selection of all the collected evidence.
- **p -hacking.** The use of a pre-specified α incentivizes ‘ p -hacking’: the practice of modifying the analysis based on the data in order to push a p -value below the pre-specified α (Simonsohn et al., 2014).

These problems and their downstream effects, combined with pervasive misinterpretation, have lead to the radical proposal to abandon traditional hypothesis testing altogether (Amrhein and Greenland, 2018; Amrhein et al., 2019; McShane et al., 2019; Wasserstein et al., 2019). Unfortunately, doing so would simultaneously discard a guarantee on the size.

We study a fundamental solution to these problems: testing under a data-dependent selection of the level α . Selecting the level α based on the data causes a distortion of the size compared to the selected level. We quantify the size distortion using the ratio size/α and develop a theory of *post-hoc hypothesis testing* under the guarantee that this size distortion is at most 1 in expectation for *any* data-dependent choice of the level α . Traditional hypothesis tests only offer this guarantee for pre-specified levels α .

A natural choice for the data-dependent level is the smallest data-dependent level for which we reject: the p -value. We call the p -value of a post-hoc hypothesis test a *post-hoc p -value*. Such post-hoc p -values are also p -values in the traditional sense, but their corresponding rejection decisions additionally offer the post-hoc guarantee. This means we can truly ‘reject at level p ’ when using a post-hoc p -value p , and have the guarantee that there is no size distortion in expectation.

A major benefit is that post-hoc p -values from multiple studies are easily combined. In particular, multiplying independent post-hoc p -values together yields a post-hoc p -

*We thank the participants of the joint CWI / CMU “e-readers” seminar and the International Seminar on Selective Inference for their input. In particular, we thank Aaditya Ramdas, Chen Zhou, Glenn Shafer, Peter Grünwald, Patrick Forré, Ruben van Beesten, Ruodu Wang and Sam van Meer for fruitful discussions.

value. Moreover, a harmonic average of post-hoc p -values is still a post-hoc p -value. Traditional p -values are much less straightforward to combine.

Post-hoc p -values and tests are surprisingly easy to derive. In particular, we find that p is a post-hoc p -value if and only if the expectation of its reciprocal is at most one: $\mathbb{E} 1/p \leq 1$, under our hypothesis. This means that p is a post-hoc p -value when its reciprocal is an e -value: a recently proposed measure of evidence (Howard et al., 2021; Shafer, 2021; Vovk and Wang, 2021; Grünwald et al., 2023; Ramdas et al., 2023). Many of such e -values have already been developed, constituting a rich source of post-hoc p -values.

In fact, this relationship reveals the true nature of e -values. Indeed, we argue that an e -value can be fundamentally defined as the reciprocal of a p -value: $e = 1/p$. We would then call an e -value post-hoc if $\mathbb{E} e \leq 1$. This gives e -values a solid decision-theoretic footing. Moreover, this definition has the advantage that it generalizes naturally to randomized testing.

A downside of post-hoc p -values is that they are generally larger than traditional p -values. This is a direct consequence of the fact that the post-hoc error guarantee is stronger than the traditional error guarantee.

Interestingly, there does not seem to be a unique notion of post-hoc power, as the traditional notion of power does not generalize. The natural replacement of power is to make the post-hoc p -value ‘small’ under the alternative. This comes with a lot of flexibility: we can choose whether we want a moderately small p -value with high probability or gamble for a tiny p -value with very small probability, depending on the application. We discuss several such options.

1.1 Related literature

There exists some work related to post-hoc hypothesis testing. In particular, the fact that e -values can yield a type of post-hoc valid decisions was also recently observed in multiple testing (Katsevich and Ramdas, 2020; Wang and Ramdas, 2022). However, this work notably does not cover the necessity of e -values for this type of post-hoc testing, nor does it explore its use when testing a single hypothesis.

The work of Grünwald (2024) is one step closer to ours. The main difference is that he uses an abstract approach based on risks and losses, whereas we formulate post-hoc hypothesis testing on the basis of traditional hypothesis testing. For example, central objects such as the post-hoc notion of the p -value and the expected size distortion do not appear in his framework. Our approach also makes it easy to derive post-hoc versions of other concepts from hypothesis testing, such as multiple testing and randomized testing, which we cover in the appendix.

1.2 The appendix

The main result of Grünwald (2024) also argues for the use of e -values in other types of post-hoc decision problems. We discuss this result in Appendix A.1, and point out that the appearance of the e -value in this generalized setting can be attributed to the traditional non-decision-theoretic definition of e -values.

The appendix also contains an overview of several post-hoc versions of concepts from traditional hypothesis testing. This includes notions of post-hoc sequential testing and other concepts in post-hoc multiple testing. In addition, we develop externally randomized post-hoc testing, and show that any non-randomized post-hoc test can be strictly improved by a randomized test. Moreover, we highlight two weaker post-hoc error guarantees, which are part of a continuum of post-hoc guarantees.

In addition, we also discuss a notion of doubly post-hoc p -values which have a post-hoc guarantee under both the hypothesis and the alternative. In particular, they are p -values that are post-hoc valid and have a reciprocal that is post-hoc valid under the alternative. An example of such a doubly post-hoc p -value is a likelihood ratio statistic. Similar double interpretations have been attributed to likelihood ratios before, in the context of Bayes factors (Jeffreys, 1935, 1998; Kass and Raftery, 1995).

2 Traditional hypothesis testing

2.1 The problem

Any statistical problem starts with observing some data. The goal of statistical inference is to learn properties of the process that generated this data. Hypothesis testing is a specific statistical inference problem. There, we formulate a hypothesis about the data generating process and test whether it is true.

Unfortunately, we do not directly observe the data generating process: we only observe the data. This means that a test must somehow use the data to decide whether the hypothesis is true. We model such a test as a binary decision $\tau : \text{data} \rightarrow \{0, 1\}$, where 0 indicates that our test believes the hypothesis is true, and 1 that it rejects the hypothesis.

Making mistakes is inherent to hypothesis testing. To quantify such mistakes, it is customary to measure how often a test τ rejects our hypothesis when it is actually true. This probability of rejecting the hypothesis if it is true is also known as the *size* of the test:

$$\text{size}(\tau) := \mathbb{P}(\tau = 1),$$

sometimes also called the *False Positive Rate* or *Type I error*, where \mathbb{P} denotes the probability under the hypothesis.¹

¹Our results and definitions extend to composite hypotheses, by replacing \mathbb{P} with a supremum over the distributions that satisfy the hypothesis.

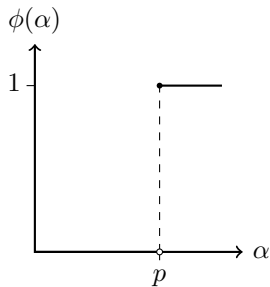


Figure 1: Realization of a test function and its p -value.

The strategy will be to use a test with a very small size, so that if the hypothesis is true, then it would be implausible that the test rejects it.

2.2 Test functions and p -values

To be able to select a level $\alpha > 0$, we need more than just one test: we want a test for every level α . In practice, we often have an entire family or *function* ϕ of tests available, where each test $\phi(\alpha)$ is labeled by a level α . For a particular realization of the data, some of the tests in ϕ may reject while others will not.

It is typical to use a test function for which a smaller α yields a more conservative test. In particular, we assume that the tests in our function ϕ are sorted in α , in the sense that $\phi(\alpha^+)$ rejects for all data that $\phi(\alpha^-)$ does, whenever $\alpha^+ \geq \alpha^-$. Moreover, we assume that given the data, there always exists some smallest α at which $\phi(\alpha)$ jumps from 0 to 1. This means ϕ is an indicator function in α , as illustrated in Figure 1.

For example, this includes any test function of the form $\phi(\alpha) = \mathbb{I}\{T \geq c(\alpha)\}$, that rejects when some test statistic T exceeds a critical value $c(\alpha)$ that increases continuously when the level α decreases.

An indicator function like ϕ is completely summarized by the point at which the jump happens. This point is known as the p -value of ϕ (Lehmann and Romano, 2022):

$$p = \min\{\alpha : \phi(\alpha) = 1\}. \quad (1)$$

All tests labeled by a level $\alpha < p$ do not reject, and all tests with a level $\alpha \geq p$ do reject. This means that for a p -value p , its corresponding test function ϕ can be written as $\alpha \mapsto \mathbb{I}\{p \leq \alpha\}$, where $\mathbb{I}\{p \leq \alpha\}$ denotes the indicator function of the event $p \leq \alpha$.

2.3 Valid tests, test functions and p -values

In traditional hypothesis testing, it is customary to link the level α to the size of the test $\phi(\alpha)$. Indeed, we call a test $\phi(\alpha)$ *valid at level* α if its size is bounded by the level α :

$$\text{size}(\phi(\alpha)) \equiv \mathbb{P}(\phi(\alpha) = 1) \leq \alpha.$$

We can extend this notion to entire test functions, and call ϕ *valid* if the size is below α for every α :

$$\text{size}(\phi(\alpha)) \leq \alpha, \quad \text{for all } \alpha. \quad (2)$$

Moreover, as a test function is entirely captured by its p -value, we can equivalently speak about a valid p -value if

$$\text{size}(\mathbb{I}\{p \leq \alpha\}) \equiv \mathbb{P}(p \leq \alpha) \leq \alpha, \quad (3)$$

for all α . It is common to call these objects *exactly* valid if the inequalities hold with equality.

Remark 1. Sometimes, (3) is used as the definition of a p -value. However, as we will replace validity of a test function ϕ with a stronger guarantee, it is necessary to use the decision-theoretic definition of a p -value as in (1).

2.4 Size distortion

If the size and the level do not match, we speak of a *size distortion*. We measure the size distortion by the ratio between the size and the level:

$$\frac{\text{size}(\phi(\alpha))}{\alpha} \equiv \frac{\mathbb{P}(\phi(\alpha) = 1)}{\alpha}. \quad (4)$$

A test (function) is valid if its size distortion is at most 1.

This measure of size distortion conveniently scales with the value of α . For example, suppose that $\alpha = .01$ and size = .02, then the size distortion equals $.02/.01 = 2$. This is much larger than the desired value 1. On the other hand, in a usually less problematic setting where $\alpha = .10$ and size = .11, the size distortion is much smaller: $.11/.10 = 1.1$.

Remark 2. We could alternatively measure the size distortion as $\text{size}(\alpha) - \alpha$. However, this difference does not scale well with the value of α . Indeed, the level $\alpha = .01$ and size = .02 would then yield the same size distortion as $\alpha = .10$ and size = .11. In practice, we believe the former is usually considered much more problematic, as expressed in using our relative notion of size distortion. For completeness, we also develop a notion of post-hoc inference starting from this notion of size distortion in Appendix D.

3 Testing with data-dependent α

3.1 Generalizing size to data-dependent α

Valid test functions and valid p -values are convenient, because they produce a valid test for each desired level α . However, this ease of use also facilitates misuse: it becomes tempting to consider a data-dependent level $\tilde{\alpha}$. For example, an analyst may secretly first look at the p -value, and then conveniently select the level based on this p -value. Unfortunately, such a procedure may have a size much larger than the selected level, as we illustrate in Example 1.

To study such a data-dependent selection of the level, we generalize the notion of size to data-dependent levels. For a

data-dependent level, we define the size as the conditional probability to falsely reject the hypothesis, given that the data-dependent level $\tilde{\alpha}$ equals a :

$$\mathbb{P}(\phi(\tilde{\alpha}) = 1 \mid \tilde{\alpha} = a).$$

This can be interpreted as the actual rejection probability under the hypothesis if a rejection is claimed at level a , when using the data-dependent level $\tilde{\alpha}$.

For a pre-specified level $\alpha = a$, this simply reduces to the original definition of the size: $\mathbb{P}(\phi(\alpha) = 1 \mid \alpha = a) = \mathbb{E}(\phi(a))$.

Example 1 (α -hacking). *Let us consider a data-dependent level $\tilde{\alpha}$, which claims significance at the 1% level if $p \leq .01$, but otherwise claims significance at the 5% level:*

$$\tilde{\alpha} = \begin{cases} .01, & \text{if } p \leq .01, \\ .05, & \text{if } p > .01. \end{cases}$$

This mimics a type of ‘ α -hacking’, as $\tilde{\alpha}$ is conveniently lowered to .01 if the p -value happens to fall below it.

Suppose we use an exactly valid test function ϕ , which means that $p \sim \text{Unif}(0, 1]$. Then, the size at $a = .01$ equals

$$\mathbb{P}(p \leq \tilde{\alpha} \mid \tilde{\alpha} = .01) = \mathbb{P}(p \leq .01 \mid p \leq .01) = 1,$$

since we only choose $\tilde{\alpha} = .01$ if our p -value falls below .01. This yields a size of 1, which is much larger than the selected level $a = .01$. Indeed, the size distortion at $a = .01$ equals $1/.01 = 100$.

At $a = .05$ the size equals

$$\mathbb{P}(p \leq \tilde{\alpha} \mid \tilde{\alpha} = .05) = \mathbb{P}(p \leq .05 \mid p > .01) = 4/99 \approx .04.$$

Interestingly, the size of roughly .04 here is actually lower than the selected level $a = .05$, so that the size distortion is below 1: $(4/99)/.05 = 80/99 \approx .81$.

3.2 Maximum and expected size distortion

As seen in Example 1, the size distortion caused by using a data-dependent level $\tilde{\alpha}$ may be above or below 1, depending on the realization of $\tilde{\alpha}$. In order to define a notion of validity of a test function ϕ for a data-dependent level $\tilde{\alpha}$, we must choose how we weigh these different distortions. We consider two options: controlling the maximum size distortion and the expected size distortion.

Both these options are a generalization of the notion of size distortion for pre-specified levels α . Indeed, if $\tilde{\alpha}$ can only take on a single value α , then both the maximum and expected size distortion reduce to (4).

Maximum size distortion. The conservative approach is to say that the size of a test ϕ for a data-dependent level $\tilde{\alpha}$ should be bounded by a for each value a it can take.

Formulated in terms of the size distortion, this would mean that the *maximum size distortion* over a is at most 1:

$$\sup_{a \in \text{support}(\tilde{\alpha})} \frac{\mathbb{P}(\phi(\tilde{\alpha}) = 1 \mid \tilde{\alpha} = a)}{a} \leq 1,$$

where $\text{support}(\tilde{\alpha})$ contains all the values $\tilde{\alpha}$ may take.

Expected size distortion. Alternatively, we can allow for some distortions, as long as the size distortion is controlled in expectation. In particular, we can demand that the *expected size distortion* for a given data-dependent level $\tilde{\alpha}$ is at most 1:

$$\mathbb{E} \left[\frac{\mathbb{P}(\phi(\tilde{\alpha}) = 1 \mid \tilde{\alpha})}{\tilde{\alpha}} \right] \leq 1.$$

The interpretation is that if we use the test function ϕ and data-dependent level $\tilde{\alpha}$ many times, then on average the size distortion is below 1.

The expected size distortion can actually be very concisely written as the expectation of $\phi(\tilde{\alpha})/\tilde{\alpha}$, as shown in Proposition 1. While less interpretable, this expression is more convenient to work with.

Proposition 1. *We have*

$$\mathbb{E} \left[\frac{\mathbb{P}(\phi(\tilde{\alpha}) = 1 \mid \tilde{\alpha})}{\tilde{\alpha}} \right] = \mathbb{E} \left(\frac{\phi(\tilde{\alpha})}{\tilde{\alpha}} \right).$$

Proof. This follows from the fact that $\mathbb{P}(\phi(\tilde{\alpha}) = 1 \mid \tilde{\alpha})/\tilde{\alpha} = \mathbb{E}(\phi(\tilde{\alpha}) \mid \tilde{\alpha})/\tilde{\alpha} = \mathbb{E}(\phi(\tilde{\alpha})/\tilde{\alpha} \mid \tilde{\alpha})$, and then taking the expectation over $\tilde{\alpha}$. \square

3.3 Examples

We illustrate the expected and maximum size distortion in several examples.

Example 2 (Size distortion when α -hacking). *Continuing from Example 1, the maximum size distortion equals 100. However, we also see that the size distortion at $a = .05$ is below 1. This averages out to an expected size distortion of $.01 \times 100 + .99 \times 80/99 = 1.8$. This shows that with an exactly valid test function, this type of α -hacking is problematic both in terms of the the maximum and expected size distortion.*

Example 3 (Rejecting at level p). *An extension of Example 1 is the extreme form of α -hacking, where we use the smallest level $\tilde{\alpha}$ for which our test function rejects. That is, we claim rejection at level $\tilde{\alpha} = p$.*

In this case we always reject, so that the size distortion equals $1/a$, for each possible realization a of $\tilde{\alpha}$. As a consequence, both the maximum and expected size distortion are unbounded: $\sup_a 1/a = \infty$ and $\mathbb{E} 1/p = \log(1) - \log(0) = \infty$. This illustrates that ‘rejecting at level p ’ is indeed highly problematic with traditional valid p -values and test functions.

Example 4 (Valid ‘ α -hacking’). We now consider a setting in which a test function ϕ controls the expected but not the maximum size distortion. Suppose we again consider the $\tilde{\alpha}$ from Example 1. But now we use a conservative test function $\phi(\alpha) = \mathbb{I}\{p \leq \alpha\}$ based on a valid p -value that is not uniform on $(0, 1]$:

$$p \sim \begin{cases} \text{Unif}(0, 1), & \text{w.p. } 1/2, \\ 1, & \text{w.p. } 1/2. \end{cases}$$

Then, the expected size distortion equals .9. This shows that by using a more conservative test function we can control the expected size distortion.

On the other hand, the maximum size distortion equals 100 at $a = .01$, since $\mathbb{P}(\phi(\tilde{\alpha}) = 1 \mid \tilde{\alpha} = .01) = 1 > .01$.

4 Post-hoc Hypothesis Testing

The idea behind post-hoc hypothesis testing is that we want to use a test function ϕ for which we can choose the level in *any* data-dependent manner, and still guarantee no size distortion: $\text{size}/\alpha \leq 1$, either in expectation or at all.

Unfortunately, it is impossible to do post-hoc hypothesis testing without having any size distortion at any realization of the data-dependent level $\tilde{\alpha}$, as shown in Theorem 1. This result shows that only uninteresting test functions would satisfy such a guarantee. The proof can be found in Appendix F.

Theorem 1. *The following statements are equivalent:*

- A test function ϕ controls the maximum size distortion for every data-dependent level $\tilde{\alpha}$,
- $\phi(\alpha) = 0$ for all $\alpha \in (0, 1)$,
- its p -value p satisfies $p \geq 1$.

The underlying issue is that the maximum size distortion only considers the worst case value that $\tilde{\alpha}$ may take, even if it is extremely unlikely. This makes control of the maximum size distortion overly conservative.

For this reason, we develop post-hoc hypothesis testing under the expected size distortion. This expected size distortion permits some size distortion, as long as large size distortions are very unlikely. Under this definition of post-hoc hypothesis testing, we find that there exists a rich class of test functions that are post-hoc valid.

Definition 1 (Post-hoc validity). *We say that a test function ϕ is post-hoc (valid) if its expected size distortion is at most 1 for every data-dependent level $\tilde{\alpha}$. That is, ϕ is post-hoc if it satisfies*

$$\sup_{\tilde{\alpha}} \mathbb{E} \left[\frac{\mathbb{P}(\phi(\tilde{\alpha}) = 1 \mid \tilde{\alpha})}{\tilde{\alpha}} \right] \leq 1,$$

where the first supremum is over any data-dependent level (random variable) $\tilde{\alpha}$. Equivalently, by Proposition 1, ϕ is post-hoc if it satisfies

$$\sup_{\tilde{\alpha}} \mathbb{E} \left[\frac{\phi(\tilde{\alpha})}{\tilde{\alpha}} \right] \equiv \mathbb{E} \left[\sup_{\alpha} \frac{\phi(\alpha)}{\alpha} \right] \leq 1. \quad (5)$$

If we use a post-hoc valid test function ϕ , then whatever data-dependent level $\tilde{\alpha}$ we use, we still have the guarantee that the expected size distortion is at most 1 in expectation.

Moreover, post-hoc validity is a stronger guarantee than validity, as captured in Theorem 2. This means that if we use a post-hoc valid test function ϕ , we also have the original guarantee that the test $\phi(\alpha)$ has a size smaller than α for any pre-specified level α .

Theorem 2. *A post-hoc valid test function is valid.*

Proof. Note that (2) can be equivalently written as

$$\sup_{\alpha} \mathbb{P}(\phi(\alpha) = 1)/\alpha = \sup_{\alpha} \mathbb{E}(\phi(\alpha)/\alpha) \leq 1.$$

The result then follows from the simple observation that

$$\sup_{\alpha} \mathbb{E}(\phi(\alpha)/\alpha) \leq \mathbb{E}(\sup_{\alpha} \phi(\alpha)/\alpha).$$

□

4.1 Post-hoc p -values

A data-dependent level of particular interest is the p -value: the smallest data-dependent level at which our test rejects. Indeed, rejecting at the p -value is the strongest rejection claim we can make.

We can define a p -value to be post-hoc valid if its associated test function is. However, we can also equivalently define post-hoc p -values directly, by using the duality between p -values and test functions. This definition turns out to be exceptionally clean, as shown in Theorem 3.

Theorem 3. *p is a post-hoc p -value if and only if*

$$\mathbb{E} 1/p \leq 1.$$

Proof. We have

$$\begin{aligned} \sup_{\alpha > 0} \phi(\alpha)/\alpha &= \sup_{\alpha > 0, \phi(\alpha)=1} 1/\alpha \\ &= 1/\inf\{\alpha : \phi(\alpha) = 1\} \equiv 1/p, \end{aligned}$$

where the first equality follows from the fact that $\phi(\alpha) \in \{0, 1\}$ and the assumption that there exists some α for which $\phi(\alpha) = 1$, and the second equality from the assumption that there exists some α for which $\phi(\alpha) = 0$, so that the infimum is not zero. The result then follows from (5). □

Theorem 3 shows that to find a post-hoc p -value, we merely need to find a non-negative random variable with

expectation at most 1, and take its reciprocal. A post-hoc valid test function can then be recovered as $\phi(\alpha) = \mathbb{I}\{p \leq \alpha\}$. Conversely, starting with a post-hoc valid test function ϕ , a post-hoc p -value can be constructed using $p = \inf\{\alpha : \phi(\alpha) = 1\}$.

Post-hoc p -values inherit two useful merging properties from the definition of an expectation, which we capture in Proposition 2 and 3. Generalizations and a partial converse of Proposition 2 are treated in Appendix E.4.

Proposition 2. *A product of independent post-hoc p -values is a post-hoc p -value.*

Proposition 3. *A weighted harmonic mean of post-hoc p -values is a post-hoc p -value.*

Remark 3 (Domain of post-hoc p -values). *We should expect ‘useful’ post-hoc p -values to sometimes take value above 1 under the null hypothesis. Indeed, as their reciprocal is at most 1 in expectation, a post-hoc p -value that is only supported on $(0, 1]$ must almost surely equal 1 under the null hypothesis. Of course, we want a post-hoc p -value to be much smaller than 1 under the alternative hypothesis.*

This may be unsettling at first sight as valid traditional p -values typically don’t take values above 1, but this is not a problem. Indeed, the size of a test is at most 1 since it is a probability, but the level of the test has no such restrictions.

5 Post-hoc power

5.1 Generalizing traditional power?

It remains to discuss what should constitute a *good* post-hoc p -value or post-hoc valid test function. Indeed, the constant 1 is also a post-hoc p -value, but completely uninformative. Instead, we would like to use a post-hoc p -value that is ‘small’ if our hypothesis is false: if the alternative hypothesis holds.

For traditional inference, it is common to choose the test that maximizes the rejection probability (power) under the alternative hypothesis among tests that are valid at the pre-specified level α . We can certainly also maximize the power at a pre-specified α under the restriction that the test function it comes from is post-hoc valid: see Example 7. However, we would preferably define a post-hoc notion of power that that performs well at the data-dependent level p .

Unfortunately, there is no obvious way to generalize power to ‘post-hoc’ power. The key underlying reason is that we always reject at the data-dependent level p . This means that it is meaningless to maximize the rejection probability at level p .

5.2 ‘Small’ p -value under the alternative

One seemingly natural way to proceed is to maximize the post-hoc error $\mathbb{E} 1/p$ under the alternative. Unfortunately,

even for a simple hypothesis and alternative that both contain just one distribution, this yields a peculiar optimal post-hoc p -value. This optimal p -value is ∞ unless the data happens to fall on the point in the sample space where the likelihood ratio is maximized, in which case it is very small. From a gambling perspective, this is akin to betting all our money on a single point in the sample space. For distributions with continuous support such an optimal p -value is poorly defined, as this point on the sample space may be drawn with probability 0. This approach is mentioned with caution by Shafer (2021) and Grünwald et al. (2023), in the context of e -values. For a sufficiently rich composite null hypothesis, the resulting optimal p -value may be less pathological.

Another option is to *minimize* the expected logarithm of the post-hoc p -value $\mathbb{E} \log p$ under the alternative. For a simple null and alternative hypothesis, resulting ‘log-optimal’ post-hoc p -values are simply likelihood ratios: see Example 6. For composite null hypotheses they are some generalization of likelihood ratios (Koolen and Grünwald, 2022; Grünwald et al., 2023; Larsson et al., 2024).

The primary motivation for minimizing the expected logarithm, is that this maximizes a long-run shrinkage rate of multiplying independent p -values together, by a Kelly betting argument. The downside of this approach is that if we are not multiplying a large number of independent post-hoc p -values together, then its performance is highly volatile and it is not clear why the expected logarithm would be the ‘right’ target to maximize. In Appendix D, we provide an additional interpretation that this minimizes a type of ‘geometric’ post-hoc error.

A final option is to minimize the expected value of the p -value under the alternative. Interestingly, this is equivalent to minimizing the post-hoc error of the reciprocal of the p -value under the alternative. We connect this idea to the double interpretation of Bayes factors and likelihood ratios in Appendix B, as evidence against both the hypothesis and the alternative. Moreover, this approach is equivalent to minimizing a different type of ‘arithmetic’ post-hoc error under the alternative, which we also treat in Appendix D.

6 Example: normal location model

Suppose we observe data X , and want to test the hypothesis that it comes from a standard normal distribution $X \sim \mathcal{N}(0, 1)$ against the alternative hypothesis that it comes from a location shift $X \sim \mathcal{N}(1, 1)$. We consider examples of traditional and post-hoc test functions

Example 5 (Neyman-Pearson test). *By the Neyman-Pearson lemma, the most powerful test for any pre-specified α is the likelihood ratio test, which coincides with the ‘Z-*

test’:

$$\begin{aligned} \phi^{\text{LR}}(\alpha) &= \mathbb{I} \left\{ \frac{d\mathcal{N}(1,1)}{d\mathcal{N}(0,1)}(X) > q_\alpha[\exp\{\mathcal{N}(-1/2,1)\}] \right\} \quad (6) \\ &= \mathbb{I} \{X > q_\alpha[\mathcal{N}(0,1)]\}, \end{aligned}$$

where q_α denotes the α upper-quantile of its argument, and $\exp[\mathcal{N}(\cdot, \cdot)]$ the log-normal distribution.

Example 6 (Log-optimal post-hoc test). *The post-hoc p -value that minimizes its expected logarithm under the alternative yields the likelihood ratio at the observed data X : $p = d\mathcal{N}(0,1)/d\mathcal{N}(1,1)(X)$. The corresponding test function equals*

$$\alpha \mapsto \mathbb{I} \left\{ \frac{d\mathcal{N}(0,1)}{d\mathcal{N}(1,1)}(X) \leq \alpha \right\} = \mathbb{I} \left\{ \frac{d\mathcal{N}(1,1)}{d\mathcal{N}(0,1)}(X) \geq 1/\alpha \right\}. \quad (7)$$

At any pre-specified level α , this test function yields a lower power than the likelihood ratio test. For example, at $\alpha = .05$, the critical value of the likelihood ratio test in (6) roughly equals 3.14, whereas the same statistic is compared in (7) with the much larger critical value $1/\alpha = 20$.

This difference between these critical values is effectively the price that is paid for post-hoc validity. What we buy is of course that we can reject ‘at level $p = \frac{d\mathcal{N}(0,1)}{d\mathcal{N}(1,1)}(X)$ ’, in contrast to only being able to reject at the pre-specified level α . As a consequence, we do not have to ‘guess’ what a right level of α would have to be, if we are unsure how to select it.

Example 7 (Optimal post-hoc test at fixed α). *We can also consider the post-hoc test function that maximizes the power under the alternative at a given pre-specified level α^* . In fact, this post-hoc test function coincides with the likelihood ratio test at α^* . This is achieved by choosing the post-hoc p -value $p = \alpha^*/\phi^{\text{LR}}(\alpha^*)$, with which we mean that it equals α^* if the LR test rejects, and equals infinity otherwise. Indeed, at this level α^* , we have that the test function equals the likelihood ratio test:*

$$\phi(\alpha^*) = \mathbb{I}\{p \leq \alpha^*\} = \mathbb{I}\{1 \leq \phi^{\text{LR}}(\alpha^*)\} = \phi^{\text{LR}}(\alpha^*).$$

However, at other levels $\alpha \neq \alpha^*$ these test functions differ: $\phi(\alpha) = \mathbb{I}\{\alpha^*/\alpha \leq \phi^{\text{LR}}(\alpha^*)\} \neq \phi^{\text{LR}}(\alpha)$.

7 Connection to e -values

The reciprocal $1/p$ of a post-hoc p -value is a non-negative random variable with an expectation at most 1. A non-negative random variable with expectation at most 1 is also known as an e -value, which is a recently popularized statistical object (Howard et al., 2021; Shafer, 2021; Vovk and Wang, 2021; Grünwald et al., 2023; Ramdas et al., 2023).

Definition 2 (Original). *e is an e -value if $\mathbb{E}e \leq 1$.*

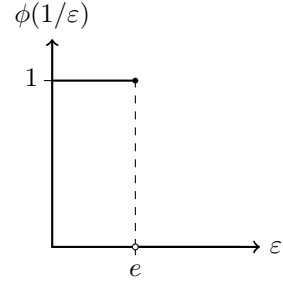


Figure 2: Realization of a test function and its e -value.

With e -values, it is standard to use the test function $\alpha \mapsto \mathbb{I}\{e \geq 1/\alpha\}$, which is valid due to Markov’s inequality. For the post-hoc p -value $p = 1/e$, this test function simply equals $\alpha \mapsto \mathbb{I}\{p \leq \alpha\}$. Based on this link, our Theorem 3 shows this e -value-based test function is not just valid, but also post-hoc valid. Importantly, it also implies its converse: *any post-hoc valid test function is of this form.*

A consequence is that the literature on e -values has unknowingly been studying post-hoc hypothesis testing and post-hoc p -values. Indeed, many post-hoc p -values have already been developed, just thinly disguised by the operation $1/\cdot$.

7.1 A fundamental definition of e -values

Using our framework, we can formulate a more fundamental definition of the e -value, which we present in Definition 3. This definition is illustrated in Figure 2.

This definition gives the e -value a solid decision theoretic footing by coupling it to a test function, which in turn couples it to decisions about the hypothesis. This also allows us to speak about ‘the e -value’ of a test function, in the same way as we speak about ‘the p -value’ of a test function. Moreover, it extends the notion of an e -value to non-post-hoc testing.

Definition 3 (Fundamental definition e -value). *Let ϕ be a test function and p its p -value. Then, e is an e -value if*

$$e = \sup\{\varepsilon : \phi(1/\varepsilon) = 1\} = 1/p.$$

An e -value e is valid if $\mathbb{P}(e \geq 1/\alpha) \leq \alpha$ for all $\alpha > 0$. An e -value e is post-hoc valid if $\mathbb{E}e \leq 1$.

The traditional definition of the e -value has no direct tie to decisions about the hypothesis. Therefore, we argue that it can perhaps be better assigned a probabilistic name, such as a ‘composite density’ or ‘composite sub-density’. Indeed, a conventional density can be defined as a non-negative random variable that integrates to 1 with respect to a single distribution. The traditional notion of an e -value instead integrates to (at most) 1 with respect to a collection of distributions: a (possibly) composite hypothesis. An e -value can then be said to be a post-hoc e -value if and only if it is a composite density.

In Appendix E we find that Definition 3 generalizes naturally to randomized testing, whereas Definition 2 does not. Moreover, in Appendix A we discuss the main result of Grünwald (2024). There, we argue that the appearance of e -values is somewhat arbitrary, and may be due to the non-decision-theoretic definition of e -values as in Definition 2. These problems vanish if e -values are defined as in Definition 3.

References

- V. Amrhein and S. Greenland. Remove, rather than redefine, statistical significance. *Nature Human Behaviour*, 2(1):4–4, 2018. ISSN 2397-3374. doi: 10.1038/s41562-017-0224-0.
- V. Amrhein, S. Greenland, and B. McShane. Scientists rise up against statistical significance. *Nature*, 567(7748):305–307, 2019.
- P. Grünwald. Beyond neyman-pearson. *arXiv preprint arXiv:2205.00901*, 2024.
- P. Grünwald, R. de Heide, and W. Koolen. Safe testing. *arXiv preprint arXiv:1906.07801*, 2023.
- S. R. Howard, A. Ramdas, J. McAuliffe, and J. Sekhon. Time-uniform, nonparametric, nonasymptotic confidence sequences. *The Annals of Statistics*, 49(2):1055 – 1080, 2021. doi: 10.1214/20-AOS1991.
- H. Jeffreys. Some tests of significance, treated by the theory of probability. In *Mathematical proceedings of the Cambridge philosophical society*, volume 31, pages 203–222. Cambridge University Press, 1935.
- H. Jeffreys. *The theory of probability*. OUP Oxford, 1998.
- R. E. Kass and A. E. Raftery. Bayes factors. *Journal of the american statistical association*, 90(430):773–795, 1995.
- E. Katsevich and A. Ramdas. Simultaneous high-probability bounds on the false discovery proportion in structured, regression and online settings. *The Annals of Statistics*, 48(6):3465–3487, 2020.
- W. M. Koolen and P. Grünwald. Log-optimal anytime-valid e -values. *International Journal of Approximate Reasoning*, 141:69–82, 2022.
- M. Larsson, A. Ramdas, and J. Ruf. The numeraire e -variable. *arXiv preprint arXiv:2402.18810*, 2024.
- E. Lehmann and J. P. Romano. *Testing Statistical Hypotheses*. Springer Nature, 2022.
- B. B. McShane, D. Gal, A. Gelman, C. Robert, and J. L. Tackett. Abandon statistical significance. *The American Statistician*, 73(sup1):235–245, 2019. doi: 10.1080/00031305.2018.1527253.
- A. Ramdas and T. Manole. Randomized and exchangeable improvements of markov’s, chebyshev’s and chernoff’s inequalities. *arXiv preprint arXiv:2304.02611*, 2023.
- A. Ramdas, J. Ruf, M. Larsson, and W. Koolen. Admissible anytime-valid sequential inference must rely on nonnegative martingales. *arXiv preprint arXiv:2009.03167*, 2022.
- A. Ramdas, P. Grünwald, V. Vovk, and G. Shafer. Game-theoretic statistics and safe anytime-valid inference. *arXiv preprint arXiv:2210.01948*, 2023.
- R. Rosenthal. The file drawer problem and tolerance for null results. *Psychological bulletin*, 86(3):638, 1979.
- G. Shafer. Testing by betting: A strategy for statistical and scientific communication. *Journal of the Royal Statistical Society Series A: Statistics in Society*, 184(2):407–431, 2021.
- U. Simonsohn, L. D. Nelson, and J. P. Simmons. P-curve: a key to the file-drawer. *Journal of experimental psychology: General*, 143(2):534, 2014.
- V. Vovk and R. Wang. E-values: Calibration, combination and applications. *The Annals of Statistics*, 49(3):1736–1754, 2021.
- R. Wang and A. Ramdas. False discovery rate control with e -values. *Journal of the Royal Statistical Society Series B: Statistical Methodology*, 84(3):822–852, 2022.
- R. L. Wasserstein, A. L. Schirm, and N. A. Lazar. Moving to a world beyond $p < 0.05$. *The American Statistician*, 73(sup1):1–19, 2019. doi: 10.1080/00031305.2019.1583913.

A Loss and risk

A decision theoretic perspective on choosing the test, is to restrict ourselves to test functions that satisfy a certain expected loss or *risk* property. There, a loss function L attaches a loss to each decision, given what the correct decision would have been. In case of hypothesis testing, we have a loss function $L : \{0, 1\} \times \{0, 1\} \rightarrow \mathbb{R}$, where the first input represents our decision and the second input the correct decision.

The loss that underlies traditional hypothesis testing when the hypothesis is true is $L(0, 0) = 0$, $L(1, 0) = 1$. The collection of tests that are valid for α are then exactly those tests τ that satisfy the expected loss (risk) bound $\mathbb{E} L(\tau, 0) = \mathbb{E} \tau \leq \alpha$.

This is equivalent to specifying a loss function L_α for each α with $L_\alpha(0, 0) = 0$, $L_\alpha(1, 0) = 1/\alpha$, and restricting ourselves to tests that satisfy $\mathbb{E} L_\alpha(\tau, 0) = \mathbb{E} \tau/\alpha \leq 1$. Valid test functions $\alpha \mapsto \phi(\alpha)$ satisfy this bound for all α :

$$\sup_{\alpha} \mathbb{E} L_\alpha(\phi(\alpha), 0) = \sup_{\alpha} \mathbb{E} \phi(\alpha)/\alpha \leq 1.$$

We can then equivalently say that a test function ϕ is post-hoc valid if it satisfies this loss bound not for all data-independent α , but also all data-dependent α :

$$\mathbb{E} \sup_{\alpha} L_{\alpha}(\phi(\alpha), 0) = \mathbb{E} \sup_{\alpha} \phi(\alpha)/\alpha \leq 1.$$

This is equivalent to considering only p -values that satisfy $\mathbb{E} L_p(1, 0) = \mathbb{E} 1/p \leq 1$.

A.1 Generalization by Grünwald (2024)

Grünwald (2024) attempts to generalize this decision theoretic framework to more general loss functions L_{α} , with the intention to show the wider applicability of e -values (under their original definition). Translated to our framework and simplified, his main claim boils down to the following result.

Theorem 4 (Grünwald, 2024). *A test function ϕ satisfies $\mathbb{E}[\sup_{\alpha} L_{\alpha}(\phi(\alpha), 0)] \leq 1$ if and only if $\sup_{\alpha} L_{\alpha}(\phi(\alpha), 0)$ is an e -value.*

Unfortunately, we believe that the appearance of e -values, in their original definition, is somewhat arbitrary here. In particular, in the inequality $\mathbb{E}[\sup_{\alpha} L_{\alpha}(\phi(\alpha), 0)] \leq 1$ we can simultaneously shift or scale the loss functions L_{α} and the right-hand-side, without affecting the class of test functions that satisfies it. However, only choices for which the right-hand-side equals 1 correspond to e -values. This means we could obtain the same condition on the test function ϕ using a risk bound that does not correspond to an e -value.

In our opinion, this underlines the importance to use the more fundamental definition of an e -value as in Definition 3. Unfortunately, Theorem 4 generally does not go through under this definition for loss functions beyond the traditional $L_{\alpha}(1, 0) = 1/\alpha$ and $L_{\alpha}(0, 0) = 0$.

B Doubly post-hoc validity

In this section, we observe that we can have a p -value p that is post-hoc if our hypothesis is true, with a reciprocal $1/p$ that is post-hoc if the hypothesis is false. Such a p -value is interesting, because it is a single number that has a guarantee in both directions.

Definition 4. *A p -value is doubly post-hoc if it is post-hoc under the hypothesis, and its reciprocal is post-hoc under the alternative.*

A natural example of a doubly post-hoc p -value is a likelihood ratio, as formalized in Theorem 5. Likelihood ratios were already extensively considered in the context of e -values, as they minimize the geometric post-hoc error under the alternative. See e.g. Appendix D and Koolen and Grünwald (2022) Grünwald et al. (2023) and Larsson et al. (2024). Theorem 5 gives an alternative motivation for looking at likelihood ratios in the context of e -values.

The result means that we can simultaneously interpret a likelihood ratio and its reciprocal as a post-hoc p -value for the hypothesis and the alternative. Such a double interpretation was already argued for likelihood ratios in the context of Bayes factors (Jeffreys, 1935, 1998; Kass and Raftery, 1995). In this setting, Theorem 5 implies that we can interpret such a Bayes factor as a doubly post-hoc p -value.

Theorem 5. *Suppose that our hypothesis is that our data comes from the distribution \mathbb{P}_0 , and our alternative that it comes from \mathbb{P}_1 . If \mathbb{P}_0 and \mathbb{P}_1 are mutually absolutely continuous, then the likelihood ratio $d\mathbb{P}_0/d\mathbb{P}_1$ is a doubly post-hoc p -value.*

Proof. The result follows from Theorem 3, as $\mathbb{E}^{\mathbb{P}_0} d\mathbb{P}_1/d\mathbb{P}_0 = \mathbb{E}^{\mathbb{P}_1} d\mathbb{P}_0/d\mathbb{P}_1 = 1$. \square

Remark 4. *Note that the constant 1 is also a doubly post-hoc p -value, so that doubly post-hoc validity is not sufficient for a post-hoc p -value to be useful. It is merely an interesting additional guarantee that we may want a post-hoc p -value to satisfy.*

C Post-hoc Multiple testing

C.1 Post-hoc anytime validity

Post-hoc hypothesis testing naturally generalizes to a sequential setting, where we want to test while new data is still arriving. To model this, we consider a process of test functions $(\phi_t)_{t \in \mathbb{N}}$ indexed by a time t . This can be interpreted as observing test functions ϕ_1, ϕ_2, \dots over time.

To enforce the directionality of time, we additionally consider a collection of stopping times \mathcal{T} with respect to an underlying filtration that specifies the available information at each moment in time. A process of test functions $(\phi_t)_{t \in \mathbb{N}}$ is said to be anytime valid with respect to \mathcal{T} if

$$\sup_{\alpha} \sup_{\tau \in \mathcal{T}} \mathbb{E} \phi_{\tau}(\alpha)/\alpha \leq 1.$$

Such a test process induces a p -process $(p_t)_{t \in \mathbb{N}}$, defined at each t as the smallest value of α for which $\phi_t(\alpha) = 1$. We say that this p -process is valid if its underlying test process is valid, which coincides with the definition of a p -process given by Ramdas et al. (2022).

Generalizing to post-hoc anytime validity, we say that a test process is post-hoc anytime valid if

$$\sup_{\tau \in \mathcal{T}} \mathbb{E} \sup_{\alpha > 0} \phi_{\tau}(\alpha)/\alpha \leq 1.$$

Written in terms of the expected size distortion, this is equal to

$$\sup_{\tilde{\alpha}} \sup_{\tau \in \mathcal{T}} \mathbb{E} \left[\frac{\mathbb{P}(\phi_{\tau}(\tilde{\alpha}) | \tilde{\alpha})}{\tilde{\alpha}} \right] \leq 1.$$

We say that a p -process is post-hoc anytime valid if its underlying test process is. Equivalently, we can directly define post-hoc anytime validity through a p -process.

Definition 5. A p -process is post-hoc anytime valid with respect to \mathcal{T} if

$$\sup_{\tau \in \mathcal{T}} \mathbb{E} 1/p_\tau \leq 1.$$

This is precisely the reciprocal of an e -process (Ramdas et al., 2022, 2023). These definitions generalize to the continuous time setting.

A key result in the literature on e -processes is that (super)martingales starting at 1 are e -processes. Equivalently, the reciprocal of a (super)martingale that starts at 1 is a post-hoc p -process. A simple consequence is that the product of independent post-hoc p -values is not just a post-hoc p -value, but even a post-hoc p -process.

C.2 Post-hoc familywise error rate

Dropping the directionality of time in Section C.1 yields the so-called familywise error rate (Ramdas et al., 2022). Let us now write $(\phi_i)_{i \in \mathcal{I}}$ for the family of test functions, where \mathcal{I} is some index set. Moreover, let $\tilde{\mathcal{I}}$ denote the collection of random indexes that can depend on $(\phi_i)_{i \in \mathcal{I}}$. The collection $\tilde{\mathcal{I}}$ replaces the collection of stopping times \mathcal{T} in the sequential setup.

The family of test functions is then said to control the familywise error rate if

$$\sup_{\alpha} \sup_{\tilde{\mathcal{I}}} \mathbb{E} \phi_{\tilde{\mathcal{I}}}(\alpha)/\alpha \equiv \sup_{\alpha} \mathbb{E} \sup_{i \in \mathcal{I}} \phi_i(\alpha)/\alpha \leq 1.$$

The familywise error rate easily generalized to the post-hoc familywise error rate, by moving the supremum over α inside the expectation.

Definition 6. A collection of test functions $(\phi_i)_{i \in \mathcal{I}}$ is said to control the post-hoc familywise error rate if

$$\sup_{\tilde{\mathcal{I}}} \mathbb{E} \sup_{\alpha} \phi_{\tilde{\mathcal{I}}}(\alpha)/\alpha \equiv \mathbb{E} \sup_{\alpha} \sup_{i \in \mathcal{I}} \phi_i(\alpha)/\alpha \leq 1.$$

In order to write this in terms of p -values, let us consider the maximum test function $\bar{\phi}$, defined as $\bar{\phi}(\alpha) = \sup_i \phi_i(\alpha)$ and assume that it is indeed a test function, which it is under the mild condition that it still attains both 0 and 1. This is satisfied, for example, if we consider a finite number of tests. We can then equivalently say that the family of test functions $(\phi_i)_{i \in \mathcal{I}}$ controls the (post-hoc) familywise error rate if $\bar{\phi}$ is (post-hoc) valid. Moreover, as $\bar{\phi}$ is assumed to be a test function, it has a p -value \bar{p} . We can then formulate the familywise error rate in terms of this p -value, as captured in Theorem 6.

Theorem 6. The family of test functions $(\phi_i)_{i \in \mathcal{I}}$ controls the (post-hoc) familywise error rate if \bar{p} is a (post-hoc) valid p -value.

ph. validity	averaging	products	guarantee	validity
standard	harmonic	independent	strongest	✓
geometric	geometric	arbitrary	weaker	×
arithmetic	arithmetic	independent	weakest	×

Table 1: Properties of different types of post-hoc p -values: what type of averaging they are closed under, the condition for them to be closed under multiplication, the relative strength of the guarantee and whether the condition implies validity of the test function.

C.3 Post-hoc false discovery rate

We can weaken the familywise error rate by replacing the supremum \sup_i in Section C.2 by an expectation $\mathbb{E}_{\tilde{\mathcal{I}}}$ over a random index $\tilde{\mathcal{I}}$ on \mathcal{I} . This yields an expected multiple testing error bound:

$$\sup_{\alpha} \mathbb{E} \mathbb{E}_{\tilde{\mathcal{I}}} \phi_{\tilde{\mathcal{I}}}(\alpha)/\alpha \leq 1.$$

If \mathcal{I} is finite and $\tilde{\mathcal{I}}$ is uniform on \mathcal{I} , then $\mathbb{E}_{\tilde{\mathcal{I}}} \phi_{\tilde{\mathcal{I}}}(\alpha) = \sum_{i=1}^{|\mathcal{I}|} \phi_i(\alpha)/|\mathcal{I}|$ is also called the *false discovery proportion* of the tests $(\phi_i(\alpha))_{i \in \mathcal{I}}$.

A post-hoc variant is obtained by moving \sup_{α} inside the outermost expectation. Moreover, $\tilde{\phi} := \mathbb{E}_{\tilde{\mathcal{I}}} \phi_{\tilde{\mathcal{I}}}$ is a randomized test function, as it takes value in $[0, 1]$ (see Appendix E). Such a randomized test function has an associated p -function \tilde{p} , so that post-hoc expected multiple testing errors can be equivalently formulated as \tilde{p} being a post-hoc p -function.

Theorem 7. Let $\tilde{\mathcal{I}}$ be some data-independent random index on \mathcal{I} . Then, $(\phi_i)_{i \in \mathcal{I}}$ controls the (post-hoc) expected multiple testing error with respect to $\tilde{\mathcal{I}}$ if and only if \tilde{p} is a (post-hoc) valid p -function.

Clearly, the expectation with respect to $\tilde{\mathcal{I}}$ can be replaced by other functions of $(\phi_i)_{i \in \mathcal{I}}$ to obtain other types of (post-hoc) multiple testing errors. Related definitions appear in Wang and Ramdas (2022), Katsevich and Ramdas (2020) and Wang and Ramdas (2022).

D Other post-hoc guarantees

Our definition of post-hoc validity relies on our measure of size distortion $\mathbb{P}(\phi(\tilde{\alpha}) = 1 \mid \tilde{\alpha} = \alpha)/\alpha$. While we believe this is a natural measure of size distortion, there also exist other options as noted in Remark 2. In this section, we develop two weaker notions of post-hoc validity, which we name arithmetic and geometric post-hoc validity. Table 1 summarizes the properties of resulting p -values. In Appendix D.3, we show that these are all special cases of a continuum of ‘generalized’ post-hoc p -values.

D.1 Arithmetic post-hoc validity

As noted in Remark 2, we can also consider measure the size distortion as the difference

$$\mathbb{P}(\phi(\tilde{\alpha}) = 1 \mid \tilde{\alpha} = a) - a. \quad (8)$$

Bounding this *size difference* by 0 for all a is equivalent to bounding the maximum size distortion as in Section 3.2. However, bounding the expected size difference (8) leads towards another notion of post-hoc validity.

In particular, this yields to the following notion of arithmetic post-hoc validity.

Definition 7. *A test function ϕ is arithmetically post-hoc valid if*

$$\sup_{\tilde{\alpha}} \mathbb{E}_{\tilde{\alpha}} [\mathbb{P}(\phi(\tilde{\alpha}) = 1 \mid \tilde{\alpha}) - \tilde{\alpha}] \leq 0.$$

This is equivalent to $\mathbb{E}(\sup_{\alpha} \phi(\alpha) - \alpha) \leq 0$.²

Unlike a post-hoc test function, arithmetically post-hoc test function is *not* necessarily valid as in (2).

Resulting arithmetic post-hoc p -values can also be defined in a standalone manner, as shown in Theorem 8. Interestingly, this definition appears to be the exact opposite of the original definition of an e -value.

Theorem 8. *p is an arithmetic post-hoc p -value if and only if $\mathbb{E}p \geq 1$.³*

Moreover, post-hoc validity implies arithmetic post-hoc validity, as shown in Theorem 9.

Theorem 9. *A post-hoc valid test function is arithmetically post-hoc valid.*

Proof. The result follows from

$$\sup_{\mathbb{P} \in H_0} 1/\mathbb{E}^{\mathbb{P}}p \leq \sup_{\mathbb{P} \in H_0} \mathbb{E}^{\mathbb{P}}1/p,$$

which in turn follows from Jensen's inequality. \square

Arithmetic post-hoc p -values also have attractive merging properties, which they inherit from the properties of expectations.

Proposition 4. *A weighted arithmetic mean of arithmetic post-hoc p -values is an arithmetic post-hoc p -value.*

Proposition 5. *A product of independent arithmetic post-hoc p -values is an arithmetic post-hoc valid p -value.*

²This follows from $\mathbb{E}_{\tilde{\alpha}} [\mathbb{P}(\phi(\tilde{\alpha}) = 1 \mid \tilde{\alpha}) - \tilde{\alpha}] = \mathbb{E}_{\tilde{\alpha}} [\mathbb{E}(\phi(\tilde{\alpha}) \mid \tilde{\alpha}) - \tilde{\alpha}] = \mathbb{E}(\phi(\tilde{\alpha}) - \tilde{\alpha})$

³For composite null hypotheses, this would generalize to $\inf_{\mathbb{P} \in H_0} \mathbb{E}^{\mathbb{P}}p \geq 1$.

D.2 Geometric post-hoc validity

Another option is to replace the expectation by the so-called geometric expectation. This yields a notion of geometric post-hoc validity, as specified in Definition 8. The primary reason to consider geometric post-hoc validity is that geometric post-hoc p -values can be arbitrarily multiplied. Moreover, the geometric post-hoc error yields a notion of power that has been implicitly used in the e -value literature, as discussed in Section 5.

Definition 8 (Geometric post-hoc test function). *A test function $(\phi_{\alpha})_{\alpha>0}$ is weakly post-hoc valid if*

$$\exp\{\mathbb{E} \log \sup_{\alpha} \phi(\alpha)/\alpha\} \leq 1$$

As for standard and arithmetic post-hoc p -values, we can also define geometric post-hoc p -values in a standalone manner, as shown in 10. Its proof is equivalent to that of Theorem 3, replacing the expectation by the geometric expectation.

Theorem 10. *p is a geometric post-hoc p -value if and only if $\exp\{\mathbb{E} \log 1/p\} \leq 1$.*

As noted in Table 1, geometric post-hoc validity falls in between standard and arithmetic. This is captured in Theorem 11.

Theorem 11. *A post-hoc test function is geometrically post-hoc valid. Moreover, a geometric post-hoc valid test function is weakly post-hoc valid.*

Proof. The first claim follows from $\exp\{\mathbb{E} \log 1/p\} \leq \mathbb{E}1/p$, by Jensen's inequality. For the second claim, note that geometric validity is equivalent to $1 \leq \exp \mathbb{E} \log p$, which is larger than $\mathbb{E}p$ by Jensen's inequality. \square

As mentioned, geometric post-hoc p -values have the powerful property that they can be arbitrarily multiplicatively merged under the alternative. By virtue of the geometric expectation, they can also be merged through geometric averaging.

Proposition 6. *A weighted geometric mean of geometric post-hoc p -values is a geometric post-hoc p -value.*

Proposition 7. *A product of (possibly dependent) geometric post-hoc p -values is a geometric post-hoc p -value.*

Proof. Let p_1, \dots, p_n be n geometric post-hoc p -values. Then,

$$\exp\{\mathbb{E} \log 1/\prod_{i=1}^n p_i\} = \prod_{i=1}^n \exp\{\mathbb{E} \log 1/p_i\} \leq 1.$$

\square

D.3 Generalized post-hoc validity

The harmonic, geometric and arithmetic mean are so-called Pythagorean means, which are all special cases of so-called generalized means. Using the notion of a generalized mean we can extend the notion of post-hoc validity. This yields a continuum of different types of post-hoc p -values.

Definition 9. For $k \in \mathbb{R} \setminus \{0\}$, p is a k -post-hoc p -value if

$$(\mathbb{E} p^k)^{1/k} \geq 1.$$

Moreover, p is a 0-post-hoc p -value if $\lim_{k \rightarrow 0} (\mathbb{E} p^k)^{1/k} \geq 1$.

For $k \in \{-1, 0, 1\}$ this captures the Pythagorean means: standard (harmonic) post-hoc p -values are obtained for the choice $k = -1$, arithmetic post-hoc p -values for $k = 1$, and geometric post-hoc p -values for $k = 0$. In addition, the infeasibly strict notion of a ‘maximum’ post-hoc p -value as in Theorem 1 is obtained for $k = -\infty$. Replacing p by the reciprocal of $\sup_{\alpha} \phi(\alpha)/\alpha$ obtains definitions of post-hoc test functions.

The relationships between the different forms of post-hoc p -values is generalized by the following result, which follows immediately from the generalized mean inequality.

Proposition 8. If p is a k -post-hoc p -value, then for $k^+ \geq k$ it is also a k^+ -post-hoc p -value.

Proof. This follows immediately from the generalized mean inequality: $(\mathbb{E} p^{k^+})^{1/k^+} \geq (\mathbb{E} p^k)^{1/k}$. \square

E Randomized post-hoc validity

(Potentially) randomized tests $\tilde{\tau}$ take value in $[0, 1]$, rather than $\{0, 1\}$. The value of a randomized test can be interpreted as the conditional rejection probability, given the data. We can convert a randomized test into a binary decision by rejecting if $U \leq \tilde{\tau}$, where $U \sim \text{Unif}(0, 1]$ independently. This is ‘reversible’ by integrating out U : $\tilde{\tau} = \mathbb{E}_U \mathbb{I}\{U \leq \tilde{\tau}\}$.

In some of the results in this section, it is relevant to distinguish between simple hypotheses which only contain a single distribution, and composite hypotheses which may contain multiple. For this reason, we explicitly derive our results under composite hypotheses: $\mathbb{E}^{H_0} := \sup_{\mathbb{P} \in H_0} \mathbb{E}^{\mathbb{P}}$.

We say $\tilde{\phi} : \mathbb{R}_+ \rightarrow [0, 1]$ is a randomized test function if $\tilde{\phi}(\alpha)$ is cadlag, not constant and non-decreasing in α . As with non-randomized tests, such a function is commonly said to be valid if $\sup_{\alpha} \mathbb{E}^{H_0} \tilde{\phi}_{\alpha} / \alpha \leq 1$. We extend post-hoc validity to randomized test functions, by saying that such a function is post-hoc if $\mathbb{E}^{H_0} \sup_{\alpha > 0} \tilde{\phi}_{\alpha} / \alpha \leq 1$.

E.1 p -functions

It is necessary to go beyond p -values if we are interested in randomized testing. The issue is that unlike non-randomized test functions, a randomized test function *cannot* be losslessly converted into a p -value: the smallest value

of α for which they hit 1. This is because a randomized test function is not an indicator function in α . This is illustrated in the first plot in Figure 3.

For randomized testing we generalize p -values to p -functions, which we illustrate in the second plot in Figure 3.

Definition 10 (p -function). For a (randomized) test function $\tilde{\phi}$, we say that \tilde{p} is a p -function if $\tilde{p}(\beta) = \inf\{\alpha : \tilde{\phi}(\alpha) \geq \beta\}$. A p -function is non-randomized if $\tilde{p}(\beta) = \tilde{p}(1)$ for all $\beta \in (0, 1]$. If not, it is randomized.

The value $\tilde{p}(\beta)$ can be interpreted as the smallest level at which the test would have rejected with probability β , had we chosen the level $\tilde{p}(\beta)$. This means that $\tilde{p}(1)$ is a p -value, which coincides with the definition of a p -value for a randomized test that is used by Lehmann and Romano (2022). A more technical interpretation is that a test function $\tilde{\phi}$ is a CDF, and its p -function \tilde{p} is the corresponding quantile function.

To convert a p -function into a binary decision, we can reject if $p(U) \leq \alpha$, where $U \sim \text{Unif}(0, 1]$ independently. Hence, $p(U)$ can be interpreted as an explicitly randomized p -value.

A p -function of a non-randomized test is non-randomized, and therefore coincides with a p -value. This is shown in Proposition 9.

Proposition 9. If $\tilde{\phi}$ is a non-randomized test function, then $\tilde{p}(\beta) = \inf\{\alpha : \tilde{\phi}_{\alpha} = 1\} = \tilde{p}(1)$ for all β .

Proof. If $\tilde{\phi}(\alpha) \in \{0, 1\}$ for all α , then for $\beta > 0$ we have: $\tilde{\phi}(\alpha) \geq \beta$ if and only if $\tilde{\phi}(\alpha) = 1$. Substituting this into the definition of a p -function yields the result. \square

A p -function can be translated back into a test function. In particular, first observe that \tilde{p} is callal (the reverse of cadlag) and non-decreasing, because $\tilde{\phi}$ is cadlag and non-decreasing. In fact, if viewed as functions in α and β , these functions form a Galois connection: $\tilde{\phi}(\alpha) \geq \beta$ if and only if $\tilde{p}(\beta) \leq \alpha$. This shows that we can convert a p -function back into a test function through the map $\tilde{p} \mapsto \sup\{\beta : \tilde{p}(\beta) \leq \alpha\} = \sup_{\beta \in (0, 1]} \beta \mathbb{I}\{\tilde{p}(\beta) \leq \alpha\}$. Moreover, if $\tilde{\phi}$ is continuous and strictly increasing then $\tilde{\phi}$ and its p -function are inverses of each other: $\tilde{\phi}(\tilde{p}(\beta)) = \beta$ and $\tilde{p}(\tilde{\phi}(\alpha)) = \alpha$.

E.2 Post-hoc p -functions

We say that a p -function is post-hoc if its underlying test family is post-hoc. Alternatively, a post-hoc p -function can also be defined in a standalone manner, as shown in Theorem 12.

Another consequence of Theorem 12 is that there is no reciprocal duality between e -values and post-hoc p -functions: for a post-hoc p -function \tilde{p} , $1/\tilde{p}$ is not necessarily an e -value. Redefining an e -value as such a reciprocal, as suggested in Section 7, would recover this duality and make e -values meaningful objects in the randomized testing setting.

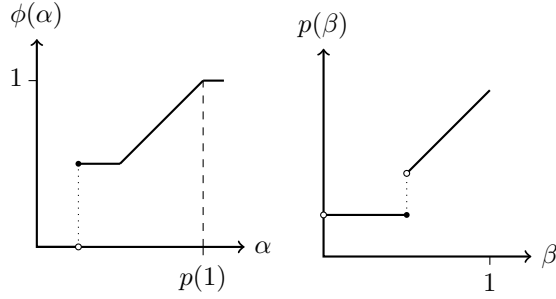


Figure 3: Illustration of (realized) test family (left) and its associated p -family (right). We can see the relationship between test families and p -families by swapping the horizontal and vertical axes.

Theorem 12. \tilde{p} is a post-hoc p -function if and only if $\mathbb{E}^{H_0} \sup_{\beta \in (0,1]} \beta / \tilde{p}(\beta) \leq 1$.

Proof. We have

$$\begin{aligned} \sup_{\alpha > 0} \tilde{\phi}(\alpha) / \alpha &= \sup_{\alpha > 0} \sup_{\beta \in (0,1]} \beta \mathbb{I}\{\tilde{p}(\beta) \leq \alpha\} / \alpha \\ &= \sup_{\beta \in (0,1]} \sup_{\alpha > 0} \beta \mathbb{I}\{\tilde{p}(\beta) \leq \alpha\} / \alpha \\ &= \sup_{\beta \in (0,1]} \beta / \tilde{p}(\beta). \end{aligned}$$

□

Corollary 1 shows post-hoc p -functions give rise to post-hoc p -values.

Corollary 1. If \tilde{p} is a post-hoc p -function then $\tilde{p}(1)$ is a post-hoc p -value.

Proof. This follows from Theorem 12 as $\mathbb{E}^{H_0} 1 / \tilde{p}(1) \leq \mathbb{E}^{H_0} \sup_{\beta \in (0,1]} \beta / \tilde{p}(\beta)$. □

E.3 Randomizing post-hoc p -values

In Theorem 13, we show that any post-hoc p -value characterizes and is characterized by a special post-hoc p -function.

Theorem 13. p is a post-hoc p -value if and only if \tilde{p} defined as $\tilde{p}(\beta) = \beta p$ is a post-hoc p -function.

Proof. We have $\mathbb{E}^{H_0} \sup_{\beta \in (0,1]} \beta / (\beta p) = \mathbb{E}^{H_0} p^{-1}$. □

An implication of this result is that any non-randomized post-hoc p -function can be trivially improved by a randomized post-hoc p -function. This is easiest to see when explicitly randomizing. In particular let $U \sim \text{Unif}(0, 1]$ independently of a post-hoc p -value p , then Up is almost surely smaller than p . Hence the explicitly randomized p -value Up is almost surely smaller than p . Equivalently, for a post-hoc test function ϕ , $\phi(Up)$ is valid.

The same result can also be expressed in terms of an e -value and post-hoc test function, as captured in Corollary 2. This result improves a recent result by Ramdas and Manole (2023) who show that $\alpha \mapsto \alpha e \wedge 1$ is a valid test function.

Corollary 2. e is an e -value if and only if $\alpha \mapsto \alpha e \wedge 1$ is a post-hoc test function.

Proof. We have $\sup_{\mathbb{P} \in H_0} \mathbb{E}^{\mathbb{P}} \sup_{\alpha > 0} (\alpha e \wedge 1) / \alpha = \sup_{\mathbb{P} \in H_0} \mathbb{E}^{\mathbb{P}} \sup_{\alpha > 0} (e \wedge 1 / \alpha) = \sup_{\mathbb{P} \in H_0} \mathbb{E}^{\mathbb{P}} e$. □

E.4 Merging post-hoc p -functions

A weighted harmonic mean of post-hoc p -functions post-hoc valid. This property extends to (data-independent) harmonic mixtures of possibly infinitely many p -functions.

Theorem 14. A weighted harmonic mean of post-hoc p -functions is a post-hoc p -function.

Proof. Suppose we have n p -functions \tilde{p}_i , $i = 1, \dots, n$, and weights $w_i \geq 0$, $\sum_{i=1}^n w_i = 1$. Then,

$$\begin{aligned} \mathbb{E}^{H_0} \sup_{\beta \in (0,1]} \beta \sum_{i=1}^n w_i (\tilde{p}_i(\beta))^{-1} &\leq \mathbb{E}^{H_0} \sum_{i=1}^n w_i \sup_{\beta \in (0,1]} \beta (\tilde{p}_i(\beta))^{-1} \\ &\leq \sum_{i=1}^n w_i \mathbb{E}^{H_0} \sup_{\beta \in (0,1]} \beta (\tilde{p}_i(\beta))^{-1}. \end{aligned}$$

Here, the final term is bounded by $\sum_{i=1}^n w_i = 1$ as each \tilde{p}_i is post-hoc. The same reasoning extends from weighted averages to mixtures, replacing the weighted sum by an expectation. □

The product of an arbitrary collection of independent post-hoc p -functions is not necessarily post-hoc valid. However, if they are individually all ‘not too randomized’, then we do have that the product is post-hoc valid. We can express this in terms of a condition on the shape of the individual p -functions. We describe this in Theorem 15, which generalizes the result that the product of post-hoc p -values is post-hoc valid.

The p -value result is recovered by setting $\tilde{p}_i(\beta) = \tilde{p}_i(1)$ for all $\beta \in (0, 1]$, and $i = 1, \dots, n$. To see that Theorem 15 improves the non-randomized result, we can for example choose $p_i(\beta) = \beta^{1/n} p_i(1)$, for all $i = 1, \dots, n$. Since, $\beta \leq 1$, this dominates choosing $p_i(\beta) = p_i(1)$ for all $\beta \in (0, 1]$.

Theorem 15. Suppose we have n independent post-hoc p -functions \tilde{p}_i , $i = 1, \dots, n$. Suppose that they jointly satisfy the property $\prod_{i=1}^n \tilde{p}_i(1) / \tilde{p}_i(\beta) \leq 1 / \beta$ for all $\beta \in (0, 1]$. Then, their product $\prod_{i=1}^n \tilde{p}_i$ is also a post-hoc p -function.

Proof. We have

$$\begin{aligned} \sup_{\mathbb{P} \in H_0} \mathbb{E}^{\mathbb{P}} \sup_{\beta \in (0,1]} \beta \prod_{i=1}^n (p(\beta)^i)^{-1} &\leq \sup_{\mathbb{P} \in H_0} \mathbb{E}^{\mathbb{P}} \prod_{i=1}^n (p(1)^i)^{-1} \\ &= \sup_{\mathbb{P} \in H_0} \prod_{i=1}^n \mathbb{E}^{\mathbb{P}} (p(1)^i)^{-1} \leq \prod_{i=1}^n \sup_{\mathbb{P} \in H_0} \mathbb{E}^{\mathbb{P}} (p(1)^i)^{-1} \leq 1, \end{aligned}$$

where the final inequality follows from Corollary 1, the second equality from independence, and the first inequality from the assumption. □

The condition $\prod_i^n \tilde{p}_i(1)/\tilde{p}_i(\beta) \leq 1/\beta$ limits how ‘randomized’ the p -functions can be for large n . To see this, suppose that all \tilde{p}_i are of the same shape, then it imposes $\tilde{p}_i(1)/\tilde{p}_i(\beta) \leq \beta^{1/n}$. Moreover, $\tilde{p}_i(1)/\tilde{p}_i(\beta) \geq 1$ as $\tilde{p}_i(\beta)$ is non-decreasing in β by construction. As a consequence, we have $1 \leq \tilde{p}_i(1)/\tilde{p}_i(\beta) \leq \beta^{1/n}$. As $\beta^{1/n} \approx 1$ for large n , we have that $\tilde{p}_i(\beta) \approx \tilde{p}_i(1)$ for all $\beta \in (0, 1]$ if n is large. That is, for large n , this condition is essentially only satisfied if the p -functions are non-randomized.

We formalize the importance of non-randomization for product-merging in Theorem 16. This result essentially that essentially only non-randomized post-hoc p -functions can be arbitrarily multiplied together.

Here, we say that a p -family is ‘properly’ randomized (with respect to H_0) if $\mathbb{E}^{\mathbb{P}}(p(1))^{-1}$ is bounded away from $\mathbb{E}^{\mathbb{P}}(p(\beta^*))^{-1}$ uniformly in $\mathbb{P} \in H_0$, for some $\beta^* \in (0, 1]$. As the proof is somewhat lengthy, we relegate it to Appendix G in the Supplementary Material.

Theorem 16. *Suppose we have at most countably infinitely many i.i.d. copies of a randomized p -function \tilde{p} with $\mathbb{E}^{H_0}(\tilde{p}(1))^{-1} = 1$. If every product of these copies is post-hoc valid, then the p -functions are not properly randomized.*

If we additionally assume that H_0 is finite, then the p -functions are non-randomized.

F Proof of Theorem 1

Proof of Theorem 1. The equivalence of the second and third statement follows from the definition of the p -value.

Next, we show that the first statement implies the third. Suppose that ϕ controls the maximum size distortion for every data-dependent level $\tilde{\alpha}$. A potential data-dependent level would be the smallest level at which it rejects: $\tilde{\alpha} = p$. This choice yields

$$\begin{aligned} \sup_{a \in \text{support}(p)} \mathbb{P}(\phi(p) = 1 \mid p = a)/a \\ &= \sup_{a \in \text{support}(p)} \mathbb{E}(1 \mid p = a)/a \\ &= \sup_{a \in \text{support}(p)} 1/a = 1/\inf\{a : a \in \text{support}(p)\} \\ &\leq 1 \end{aligned}$$

This implies $p \geq 1$. Since p is the smallest data-dependent level at which ϕ rejects, it cannot reject for $\alpha < 1$.

Finally, suppose that $\phi(\alpha) = 0$ for all $\alpha \in (0, 1)$. This implies $\mathbb{P}(\phi(\tilde{\alpha}) = 1 \mid \tilde{\alpha} = a) = 0 \leq a$ for all $a \in (0, 1)$, for any data-dependent level $\tilde{\alpha}$. Moreover, $\mathbb{P}(\phi(\tilde{\alpha}) = 1 \mid \tilde{\alpha} = a) \leq a$ for all $a \geq 1$, since $\mathbb{P}(\phi(\tilde{\alpha}) = 1 \mid \tilde{\alpha} = a) \leq 1$ as it is a probability. Hence, $\mathbb{P}(\phi(\tilde{\alpha}) = 1 \mid \tilde{\alpha} = a) \leq a$ for all $a > 0$. \square

G Proof of Theorem 16

Proof of Theorem 16. The strategy is to assume the p -function is randomized, and then show that this is in con-

tradition with the assumption that they are post-hoc valid. We only assume proper randomization at the very end, to handle the supremum over a possibly infinite H_0 .

As the p -function \tilde{p} is randomized, there exists some β^* such that $\tilde{p}(1) > \tilde{p}(\beta^*)$. Let B index the collection $(\tilde{p}_i)_{i \in B}$ of i.i.d. copies of the p -function.

First, by the post-hoc validity of the product and the by the fact that β^* is not necessarily the optimizer, we have

$$\begin{aligned} 1 &\geq \sup_{I \subseteq B} \sup_{\mathbb{P} \in H_0} \mathbb{E}^{\mathbb{P}} \sup_{\beta} \beta \prod_{i \in I} (\tilde{p}_i(\beta))^{-1} \\ &\geq \sup_{I \subseteq B} \sup_{\mathbb{P} \in H_0} \mathbb{E}^{\mathbb{P}} \beta^* \prod_{i \in I} (\tilde{p}_i(\beta^*))^{-1}. \end{aligned}$$

Now, rewriting the final term yields

$$\begin{aligned} \sup_{I \subseteq B} \sup_{\mathbb{P} \in H_0} \mathbb{E}^{\mathbb{P}} \beta^* \prod_{i \in I} (\tilde{p}_i(\beta^*))^{-1} \\ = \sup_{I \subseteq B} \sup_{\mathbb{P} \in H_0} \mathbb{E}^{\mathbb{P}} \prod_{i \in I} (\beta^*)^{1/|I|} (\tilde{p}_i(\beta^*))^{-1}. \end{aligned}$$

Next, by the i.i.d. assumption we can further rewrite it as

$$\begin{aligned} \sup_{I \subseteq B} \sup_{\mathbb{P} \in H_0} \mathbb{E}^{\mathbb{P}} \prod_{i \in I} (\beta^*)^{1/|I|} (\tilde{p}_i(\beta^*))^{-1} \\ = \sup_{I \subseteq B} \sup_{\mathbb{P} \in H_0} \prod_{i \in I} \mathbb{E}^{\mathbb{P}} (\beta^*)^{1/|I|} (\tilde{p}_i(\beta^*))^{-1} \\ = \sup_{1 \leq |I| \leq \infty} \left[\sup_{\mathbb{P} \in H_0} \mathbb{E}^{\mathbb{P}} (\beta^*)^{1/|I|} (\tilde{p}(\beta^*))^{-1} \right]^{|I|}. \end{aligned}$$

Restricting ourselves to infinite sets, we have

$$\begin{aligned} 1 &\geq \sup_{1 \leq |I| \leq \infty} \left[\sup_{\mathbb{P} \in H_0} \mathbb{E}^{\mathbb{P}} (\beta^*)^{1/|I|} (\tilde{p}(\beta^*))^{-1} \right]^{|I|} \\ &\geq \sup_{|I| = \infty} \left[\sup_{\mathbb{P} \in H_0} \mathbb{E}^{\mathbb{P}} (\beta^*)^{1/|I|} (\tilde{p}(\beta^*))^{-1} \right]^{|I|} \\ &= \sup_{|I| = \infty} \left[\sup_{\mathbb{P} \in H_0} \mathbb{E}^{\mathbb{P}} (\tilde{p}(\beta^*))^{-1} \right]^{|I|} \\ &= \left[\sup_{\mathbb{P} \in H_0} \mathbb{E}^{\mathbb{P}} (\tilde{p}(\beta^*))^{-1} \right]^{\infty}, \end{aligned}$$

since $\beta^* \in (0, 1]$.

As $\tilde{p}(1) > \tilde{p}(\beta^*)$, we have $\mathbb{E}^{\mathbb{P}}(\tilde{p}(\beta^*))^{-1} > \mathbb{E}^{\mathbb{P}}(\tilde{p}(1))^{-1}$ for every $\mathbb{P} \in H_0$. This observation allows us to finish the case that H_0 is finite. In particular, as H_0 is finite, its supremum is attained. As a consequence if $\mathbb{E}^{\mathbb{P}}(\tilde{p}(\beta^*))^{-1} > \mathbb{E}^{\mathbb{P}}(\tilde{p}(1))^{-1}$ for every $\mathbb{P} \in H_0$, we have that

$$\sup_{\mathbb{P} \in H_0} \mathbb{E}^{\mathbb{P}} (\tilde{p}(\beta^*))^{-1} > \sup_{\mathbb{P} \in H_0} \mathbb{E}^{\mathbb{P}} (\tilde{p}(1))^{-1} = 1. \quad (9)$$

As a consequence,

$$1 \geq \left[\sup_{\mathbb{P} \in H_0} \mathbb{E}^{\mathbb{P}} (\tilde{p}(\beta^*))^{-1} \right]^{\infty} = \infty,$$

which is a contradiction.

For the case that H_0 is infinite, it is insufficient for (9) to assume that $\tilde{p}(\beta^*) > \tilde{p}(1)$. However, the result is recovered as we assume $\mathbb{E}^{\mathbb{P}} \tilde{p}(\beta^*)$ is bounded away from $\mathbb{E}^{\mathbb{P}} \tilde{p}(1)$, uniformly in $\mathbb{P} \in H_0$. \square