

Spectral Statistics of the Sample Covariance Matrix for High Dimensional Linear Gaussians: Working Draft

Muhammad Abdullah Naeem

MUHAMMAD.ABDULLAH.NAEEM@DUKE.EDU

*Department of Electrical and Computer Engineering
Duke University
Durham, NC 27708, USA*

Miroslav Pajic

MIROSLAV.PAJIC@DUKE.EDU

*Department of Electrical and Computer Engineering
Duke University
Durham, NC 27708, USA*

Editor:

Abstract

Performance of ordinary least squares(OLS) method for the *estimation of high dimensional stable state transition matrix* A (i.e., spectral radius $\rho(A) < 1$) from a single noisy observed trajectory of the linear time invariant(LTI)¹ system $X_- : (x_0, x_1, \dots, x_{N-1})$ satisfying

$$x_{t+1} = Ax_t + w_t, \quad \text{where } w_t \sim N(0, I_n),$$

heavily rely on negative moments of the sample covariance matrix: $(X_-X_-^*) = \sum_{i=0}^{N-1} x_i x_i^*$ and singular values of EX_-^* , where E is a rectangular Gaussian ensemble $E = [w_0, \dots, w_{N-1}]$. Negative moments requires sharp estimates on all the eigenvalues $\lambda_1(X_-X_-^*) \geq \dots \geq \lambda_n(X_-X_-^*) \geq 0$. Leveraging upon recent results on spectral theorem for non-Hermitian operators in Naeem et al. (2023), along with concentration of measure phenomenon and perturbation theory(Gershgorins' and Cauchys' interlacing theorem) we show that only when $A = A^*$, typical order of $\lambda_j(X_-X_-^*) \in [N - n\sqrt{N}, N + n\sqrt{N}]$ for all $j \in [n]$. However, in *high dimensions* when A has only one distinct eigenvalue λ with geometric multiplicity of one, then as soon as eigenvalue leaves *complex half unit disc*, largest eigenvalue suffers from curse of dimensionality: $\lambda_1(X_-X_-^*) = \Omega(\lfloor \frac{N}{n} \rfloor e^{\alpha\lambda^n})$, while smallest eigenvalue $\lambda_n(X_-X_-^*) \in (0, N + \sqrt{N}]$. Consequently, OLS estimator incurs a *phase transition* and becomes *transient: increasing iteration only worsens estimation error*, all of this happening when the dynamics are generated from stable systems.

Keywords: Sample Covariance Matrix, Spectral Theorem for non-Hermitian linear operators, Concentration of measure, High dimensional geometry.

1. Introduction and Preliminaries

Recent advances in high dimensional statistics and drastic improvement in computational capabilities of machines have gained much attention from controls community. First step in completion of any control task is availability of accurate models, which unfortunately do not

1. Linear Gaussian (LG) in Markov chain literature

always exist. To cope with this issue, one can simulate a trajectory of dynamical system and fit in a regression model. In this paper we focus on learning from a full state observation, but these principles will hold true for the broader category of learning from Markovian data: input-output data(Oymak and Ozay (2021)), online Kalman filtering(Tsiamis and Pappas (2022)) and more.

Performance of least squares method for learning system parameters by a single observed trajectory of unknown dynamical system has been extensively studied, see e.g., Nagaraj et al. (2020),Sarkar et al. (2019),Simchowitiz et al. (2018) and references therein. A fundamental limitation of these existing work stems from the fact that sample complexity is in terms of eigenvalues of various Grammians: which is expected value of the sample covariance matrix. Apart from insufficiency of expectation to characterize typical order of the relevant quantity, Grammian eigenvalues hide dependence on length of the simulated trajectory N and dimension of the underlying dynamical systems n . These issues severely limit our understanding of regression on dependent data and turns out that we can non-asymptotically learn correct system parameters under stability assumption for low dimensional(essentially scalar) dynamical system and in high dimensions when underlying state-transition matrix is Hermitian(which is essentially multiple independent scalar dynamical systems). Throughout this paper we will work under high dimensional framework.

Formalizing the approach, conclusions and main results: The biggest obstruction in our current understanding of regression on dependent data is using eigenvalues of the naive' variant of sample covariance matrix i.e., Grammian matrix instead of the random eigenvalues of the sample covariance matrix to conclude OLS performance. In fact this task is challenging: take for example $N \times n$ rectangular Gaussian ensemble E with its elements i.i.d standard normals. Let $\sigma_1(E) \geq \sigma_2(E) \geq \dots \sigma_n(E)$ be the singular values of the Gaussian ensemble, even though all the enteries are independent but singular values are highly correlated,Rudelson (2014). So it comes as no surprise why no attempt had been made towards investigating spectral statistics $[\sigma_j^2(X_-)]_{j \in [n]}$, where recall that $\sigma_j^2(X_-) = \lambda_j(X_-X_-^*)$. Let $[y_j]_{j \in [n]}$ be the rows of the data matrix X_- , then notice that sample covariance matrix is essentially

$$X_-X_-^* := \begin{bmatrix} \langle y_1, y_1 \rangle & \dots & \langle y_1, y_{k+1} \rangle & \dots & \langle y_1, y_n \rangle \\ \vdots & \dots & \vdots & \dots & \vdots \\ \langle y_{k+1}, y_1 \rangle & \dots & \langle y_{k+1}, y_{k+1} \rangle & \dots & \langle y_{k+1}, y_n \rangle \\ \vdots & \dots & \vdots & \dots & \vdots \\ \langle y_n, y_1 \rangle & \dots & \langle y_n, y_{k+1} \rangle & \dots & \langle y_n, y_n \rangle. \end{bmatrix}$$

In order to get accurate insights into least squares on Markovian data, we need not just accurate estimates of the edge of the spectrum $\lambda_1(X_-X_-^*), \lambda_n(X_-X_-^*)$ but that of the bulk as well. Now if we new for the *concentration behavior* or $[\langle y_j, y_k \rangle]_{j,k \in [n]}$ then we could use tools from perturbation theory e.g., Gershgorins' theorem: *all the eigenvalues of $X_-X_-^*$ lies inside disc centered at $\langle y_j, y_j \rangle$ with radius $\sum_{k \neq j}^n |\langle y_j, y_k \rangle|$ for some $j \in [n]$* and Cauchy's interlacing theorem: *smallest eigenvalue is upper bounded by typical size of the smallest row and bulk eigenvalues can be interlaced by the eigenvalues of a lower dimensional sample covariance matrix* to get sharp estimates of spectral statistics of the sample covariance matrix

explicit in N and n . Diagonal entries of the sample covariance matrix $\langle y_j, y_j \rangle$ are essentially typical size of each row and off-diagonal entries $\langle y_j, y_k \rangle_{j \neq k}$ are correlation/interaction between the rows. Mere assumption of spectral radius strictly inside unit disc is insufficient to characterize these interactions and row variances. As observed recently in the work of Naeem et al. (2023), when state transition is hermitian rows of the data matrix are essentially independent: spatial correlations are minor compared to the typical size of the row. However when state-transition matrix is not Hermitian and distinct eigenvalues of A have large discrepancy between their algebraic and geometric multiplicity then spatial correlation are strong. Analytic display of strong spatial correlations appear in off diagonal terms: that can become large, leading to transience of OLS even under control theoretic stability assumption. Therefore, along with stability we need to characterize dynamical system based on spatial dependencies of its generated trajectory. We provide spectral statistics for the two extreme cases with same spectral radius but one spatially independent(Hermitian case) and other spatially inseparable,S-w-SSCs: only one distinct eigenvalue with algebraic and geometric multiplicity having a difference of $n - 1$, which includes single Jordan block of size n . Combining the results from spectral theorem of non-Hermitian operators, perturbation theory and concentration of measure phenomenon: we manage to get first quantitative handle on various spectral statistics of the sample covariance matrix explicit in dimension of the state space n and trajectory length N as shown in:

Typical Size	S-w-SSCs	Hermitian
Largest Eigenvalue: $\lambda_1(X-X_*)$	$\Omega\left(\left[\frac{N}{n}\right]e^{\alpha\lambda n}\right)$	$\mathcal{O}\left(N+n\sqrt{N}\right)$
Smallest Eigenvalue: $\lambda_n(X-X_*)$	$\mathcal{O}\left(N+\sqrt{N}\right)$	$\mathcal{O}\left(N+\sqrt{N}\right)$
Eigenvalue Spread	$\mathcal{O}\left(e^{\alpha\lambda n}\right)$	$\mathcal{O}\left(n\sqrt{N}\right)$
Temporal interaction: $\langle y_j, y_j \rangle$	same order as spatial	$N \pm \mathcal{O}\sqrt{N}$
Spatial interaction: $\langle y_j, y_k \rangle$	same order as temporal	$\pm \mathcal{O}\sqrt{N}$
Largest singular value: $\sigma_1(EX_*)$	$\Omega\left(\sqrt{n\left[\frac{N}{n}\right]e^{\alpha\lambda n}}\right)$	$\mathcal{O}\left(\sqrt{nN}+n\right)$

Notations and preliminaries: $\rho(A)$, $\|A\|_2$, $\|A\|_F$, $\det(A)$, $tr(A)$ and $\sigma(A)$ represent the spectral radius, matrix 2-norm, Frobenius norm, determinant, trace and set of eigenvalues(spectrum) of A , respectively. When, subscript under norm is not specified, automatically matrix 2-norm is assumed. For a positive definite matrix A , largest and smallest eigenvalues are denoted by $\lambda_{max}(A)$ and $\lambda_{min}(A)$, respectively. Associated with every rectangular matrix $F \in \mathbb{R}^{N \times n}$ are its' singular values $\sigma_1(F) \geq \sigma_2(F), \dots, \sigma_n(F) \geq 0$, where without loss of generality we assume that $N > n$. A variational characterization of each singular values $\sigma_k(F)$ follows from Courant-Fischer:

$$\begin{aligned} \sigma_k(F) &= \max_{V \subset \mathbb{R}^n: \dim(V)=k} \min_{x \in V \cap \mathcal{S}^{n-1}} \|Fx\| \\ &= \min_{V \subset \mathbb{R}^n: \dim(V)=n-k+1} \max_{x \in V \cap \mathcal{S}^{n-1}} \|Fx\| \end{aligned}$$

A function $g : \mathbb{R}^n \rightarrow \mathbb{R}^p$ is Lipschitz with constant L if for every $x, y \in \mathbb{R}^n$, $\|g(x) - g(y)\| \leq L\|x - y\|$. Notations like O, Θ and Ω will be used to highlight the dependence

(*non-asymptotically*) w.r.t number of iterations N and dimensionality of the state space n . If a statement is only asymptotically true we will highlight it separately.

Space of probability measure on \mathcal{X} (continuous space) is denoted by $\mathcal{P}(\mathcal{X})$ and space of its Borel subsets is represented by $\mathbb{B}(\mathcal{P}(\mathcal{X}))$. On a metric space (\mathcal{X}, d) , for $\mu, \nu \in \mathcal{P}(\mathcal{X})$, we define Wasserstein metric of order $p \in [1, \infty)$ as

$$W_p^d(\nu, \mu) = \left(\inf_{(X,Y) \in \Gamma(\nu, \mu)} \mathbb{E} d^p(X, Y) \right)^{\frac{1}{p}}; \quad (1)$$

here, $\Gamma(\nu, \mu) \in P(\mathcal{X}^2)$, and $(X, Y) \in \Gamma(\nu, \mu)$ implies that random variables (X, Y) follow some probability distributions on $P(\mathcal{X}^2)$ with marginals ν and μ . Another way of comparing two probability distributions on \mathcal{X} is via relative entropy, which is defined as

$$H(\nu || \mu) = \begin{cases} \int \log \left(\frac{d\nu}{d\mu} \right) d\nu, & \text{if } \nu \ll \mu, \\ +\infty, & \text{otherwise.} \end{cases} \quad (2)$$

Definition 1 (Measure concentration and Typical Size) *Let $(x_i)_{i=1}^N$ be centered and bounded size on average i.e., variance of $O(1)$, then one would expect $S_N := \sum_{i=1}^N x_i$ to vary in an interval of $O(N)$. However, under sufficient independence assumption between each individual components x_1, x_2, \dots, x_N , the sum concentrates in a much narrower interval of size $O(\sqrt{N})$ i.e., $P(|S_N| \geq \delta\sqrt{N}) = O(\frac{1}{\delta^2})$ "and in words we will say $|S_N|$ has a typical size of $O(\sqrt{N})$ ", or denote it by $S_N \in [-\sqrt{N}, \sqrt{N}]$. This is because each individual variable to collectively vary in a way to produce deviation of $O(N)$ becomes more and more less likely with increase in variables and this remarkable phenomenon is called concentration of measure*

In fact, trajectory from one-dimensional stable ARMA model, with $x_0 = 0$:

$$x_{i+1} = \lambda x_i + w_i, \quad w_i \sim N(0, 1) \quad (3)$$

for some $|\lambda| < 1$, w_i and w_j are independent for $i \neq j$, also satisfies this phenomenon, precisely:

$$P\left(|S_N| \geq \delta \sqrt{\frac{N - \sum_{i=1}^N |\lambda|^{2i}}{1 - |\lambda|^2}}\right) = O\left(\frac{1}{\delta^2}\right) \quad (4)$$

This phenomenon is not just limited to deviations of sums and can be extended to smooth functions of 'sufficiently independent' random variables via Talagrand's Inequality:

Definition 2 *We say that the probability measure μ satisfies the L_p -transportation cost inequality on (\mathcal{X}, d) if there is some constant $C > 0$ such that for any probability measure ν*

$$W_p^d(\nu, \mu) \leq \sqrt{2CH(\nu || \mu)}, \quad (5)$$

and we use $\mu \in T_p^d(C)$ as a shorthand notation.

Since for $p > 1$, $T_p^d(C)$ implies $T_1^d(C)$ which is related to concentration of Lipschitz functions:

Remark 3 [Theorem 1.1 in Djellout et al. (2004): $T_1^d(C)$ is equivalent to Lipschitz function concentration] Given any Lipschitz function f on random variable x with underlying distribution $\mu \in T_1^d(C)$, we have:

$$\mathbb{P} \left[\left| f(x) - \langle f \rangle_\mu \right| > \epsilon \right] \leq 2 \exp \left(- \frac{\epsilon^2}{2C \|f\|_{L(d)}^2} \right). \quad (6)$$

As we will be interested in deviations and typical behaviors of random processes, like trajectories following some Markovian dynamics e.t.c, it is important to understand how it varies with number of iterations and dimension of the underlying space, a useful result is:

Theorem 4 [Theorem 1.1 in Talagrand (1996): Dimension independent tensorization of Gaussian Measure] Standard normal on any finite dimensional conventional metric space \mathbb{R}^n satisfies $T_2(1)$. Moreover, for an ℓ_2 additive metric

$$d_{(N)}^2(x^N, y^N) := \sqrt{\sum_{i=1}^N d^2(x_i, y_i)}, \quad (7)$$

on product space $\mathbb{R}^{n \otimes N}$, isotropic Gaussian satisfies $T_1^{d_{(N)}}(1)$.

From now on throughout the paper we will use ℓ_2 metric and $d = d_{(N)}^2(x^N, y^N)$. A remarkable advantage of preceding result combined with Lipschitz function concentration result is that given a process $x = (x_1, x_2, \dots, x_N) \sim \mu_N = N \left(0, \Sigma_N \right)$, then $\mu_N \in T_1 \left(\|\Sigma_N^{\frac{1}{2}}\|^2 \right)$ and even though process might have temporal dependencies but as long as one can prove $\|\Sigma_N^{\frac{1}{2}}\|^2 = O(1)$, dimension independent tensorization follows.

Theorem 5 (Lemma A.4 in Tao et al. (2010) Negative second moment) Let $1 \leq d \leq p$ and $Y \in \mathbb{R}^{d \times p}$ be a full rank matrix with singular values, $\sigma_1(Y) \geq \sigma_2(Y) \dots \geq \sigma_d(Y)$. Let v_j be the hyperplane generated by all the rows of Y -except the j -th : i.e., span of $y_1, y_2, \dots, y_{j-1}, y_{j+1}, \dots, y_d$ for $1 \leq j \leq d$, $(e_j)_{j=1}^d$ be the canonical basis of \mathbb{R}^d , then:

$$\sum_{j=1}^d \sigma_j^{-2}(Y) = \sum_{j=1}^d \langle (YY^*)^{-1} e_j, e_j \rangle = \sum_{j=1}^d d_j^{-2}, \quad (8)$$

where $d_j^{-2} := d^{-2}(y_j, v_j)$, distance between y_j and the point closest to it in the subspace v_j

An important observation about orthogonal projections which can lead to lower bound on the smallest eigenvalue of the sample covariance matrix :

Corollary 6 Let $x_j \in \mathcal{S}^{p-1}$ such that it is orthogonal to subspace v_j and $P_{v_j^\perp}$ be the orthogonal projection onto subspace orthogonal to v_j then using properties of projections and cauchy-schwarz:

$$|\langle y_j, x_j \rangle| = |\langle P_{v_j^\perp}(y_j), x_j \rangle| \leq \|P_{v_j^\perp}(y_j)\| = d(y_j, v_j). \quad (9)$$

Non-asymptotic results trivially follow after we can recover typical size explicitly in number of iterations N and dimension of the underlying state space n (see work on Talagrand's inequality and method of moments in Naeem et al. (2023)), so we will explicitly focus on typical size of various spectral statistics that show up in least squares regression on Markovian data.

Paper structure: Remaining part of this section introduces the reader to the model of Linear time invariant(LTI) systems: more specifically how not just the magnitude of the eigenvalues of given linear transformation, but their algebraic and geometric multiplicities are necessary to characterize resulting dynamics entirely. In section 2, we summarize the basic geometric aspects of least square regression and how its' performance is sensitive to linear dependence between the given basis function(in Markovian setting basis function are essentially rows of the data matrix: so one should not take for granted spatial correlations). Dependence of error statistics on negative moments of the sample covariance matrix(essentially sharp estimates of all the eigenvalues) is also shown. In section 3, we show that in spatially inseparable case the largest eigenvalue of the sample covariance matrix suffers from the curse of dimensionality when spectral radius is outside half unit disc and this is when OLS turns out to be *transient: longer trajectory can lead to worsening of estimation error* . Typical order of the bulk and smallest eigenvalue is studied in section 4, where we combine spectral information of state transformation A , $\sigma(A)$ with concentration of measure phenomenon and tools from perturbation theory to offer new insights into spread of bulk eigenvalues and an explicit upper bound on the typical size of the smallest eigenvalue. A heuristic proof of the transient behavior of OLS in spatially inseparable case is provided in section 5 via tensorization of *Talagrand's inequality* for stable random dynamical system and it is shown that although high dimensional stable ARMA models satisfy iteration independent Talagrand's inequality but the constant can have exponential dependence on dimension of the state space. Conclusion and future work is discussed in 6.

Model Specification: Model under consideration is a following n - dimensional stable LTI-system with isotropic Gaussian noise(interchangeably called n - dimensional stable ARMA model or n - dimensional stable LG).

$$x_{t+1} = Ax_t + w_t, \quad \rho(A) < 1 \quad \text{and i.i.d } w_t \sim \mathcal{N}(0, \mathcal{I}_n). \quad (10)$$

It mixes to stationary distribution $\mu_\infty \sim \mathcal{N}(0, P_\infty)$, where P_∞ is the unique positive definite solution of the following Lyapunov equation:

$$A^*P_\infty A - P_\infty + I_n = 0. \quad (11)$$

Position or magnitude of eigenvalues associated to a linear operator A only provides partial information about its' properties (for the ease of exposition, throughout this paper we will assume that A does not have any non-trivial null space). In this paper, we will study operators and matrices via their actions on associated invariant subspaces and concepts like generalized eigenvectors. Topic in itself can take a semester of work and we refer the reader to Axler (1995, 1997). However, we will try here to give the reader a quick intuition of this approach, often at the cost of rigor and thoroughness. One of the advantage of taking this approach is: *control on the k -th power of matrix norm, independent of the basis structure* . Roughly speaking, algebraic multiplicity of eigenvalues follow from characteristic polynomial of the matrix.

$$\det(zI - A) = \prod_{i=1}^K (z - \lambda_i)^{m_i}, \quad (12)$$

where λ_i are distinct with multiplicity m_i and $\sum_{i=1}^K m_i = n$. Since algebraic multiplicity of eigenvalue λ_i is m_i , we denote it by $AM(\lambda_i) = m_i$. Similarly with each $\lambda_i \in \sigma(A)$, their

is an associated set of eigenvectors and dimension of their span corresponds to geometric multiplicity of λ_i , which we denote by $GM(\lambda_i) = \dim[N(A - \lambda_i I)]$. Recall, from linear algebra:

Lemma 7 *Let $A \in \mathbb{C}^{n \times n}$. Then A is diagonalizable iff there is a set of n linearly independent vectors, each of which is an eigenvector of A .*

So, in a situation where $GM(\lambda_i) < AM(\lambda_i)$, eigenvectors do not span \mathbb{C}^n and one resorts with spanning the underlying state space by direct sum decomposition of A -invariant subspaces (which might be spanned by more than one linearly independent vector, comprising of eigenvector and generalized eigenvectors).

Definition 8 *Given a matrix $A \in \mathbb{C}^{n \times n}$ and a subspace $M \subset \mathbb{C}^n$, we say that M is an A -invariant subspace if $AM \subset M$.*

Indeed, preceding philosophy is underlying principal of Jordan canonical forms, but its' geometric intricacies can not be ignored when dealing with High Dimensional estimation and control problems.

Proposition 9 *We can decompose the underlying state space as a direct sum decomposition of A -invariant subspaces $[M_{\lambda_i}]_{i=1}^K$ denoted by:*

$$\mathbb{C}^n = M_{\lambda_1} \oplus M_{\lambda_2} \oplus \dots \oplus M_{\lambda_K}, \quad (13)$$

where $M_{\lambda_i} = N(A - \lambda_i I)^{m_i}$ is called the **Generalized eigenspace** associated with eigenvalue λ_i (see e.g., theorem 3.11 in Axler (1995)).

Direct sum decomposition of the state space via projections onto A -invariant subspace Furthermore, one can define orthogonal projection matrices $[P_{\lambda_i}]_{i=1}^K$ associated to these invariant subspaces and the identity matrix can be written as:

$$I_n = P_{\lambda_1} \oplus P_{\lambda_2} \oplus \dots \oplus P_{\lambda_K}. \quad (14)$$

Consequently, every $x \in \mathbb{R}^n$ can be written uniquely as $\oplus_{i=1}^K x_{\lambda_i}$

Theorem 10 (Theorem 6 in Naeem et al. (2023)) . *For a stable matrix A with K distinct eigenvalues, let discrepancy related to eigenvalue λ_i be $D_{\lambda_i} := AM(\lambda_i) - GM(\lambda_i)$, then*

$$\|A^k\| \leq \max_{1 \leq i \leq K} k^{D_{\lambda_i}} |\lambda_i|^k \left(\frac{1 - |\lambda_i|}{1 - |\lambda_i|^{D_{\lambda_i} + 1}} \right) \quad (15)$$

A peculiar case for system identification will turn out to of discrepancy of $n - 1$ which we call:

Definition 11 (Stable with Strong Spatial Correlations, S-w-SSCs) *Consider the following example of a stable state transition matrix with only one distinct eigenvalue of*

$\rho \in (0, 1)$

$$J_n(\rho) := \begin{bmatrix} \rho & 1 & 0 & \cdots & 0 & 0 \\ 0 & \rho & 1 & \ddots & 0 & 0 \\ 0 & 0 & \rho & \ddots & 0 & 0 \\ 0 & 0 & 0 & \ddots & 1 & 0 \\ \vdots & \ddots & \ddots & \ddots & \rho & 1 \\ 0 & 0 & 0 & \cdots & 0 & \rho \end{bmatrix} \quad (16)$$

with algebraic multiplicity of n but only one linearly independent eigenvector.

2. Least Squares on Markovian Data

In this section we analyse the problem of OLS estimation for system transition matrix A from single observed (as in Sarkar and Rakhlin (2019), Simchowicz et al. (2018), Tsiamis and Pappas (2021)) trajectory of (x_0, x_1, \dots, x_N) satisfying:

$$x_{t+1} = Ax_t + w_t, \quad \text{where } w_t \sim N(0, I). \quad (17)$$

Before delving into solution of the estimation problem, we would like to give a brief overview into working of general OLS regression along with potential limitations: A priori you are given k - basis functions of an n - dimensional vector space, where $n > k$ and one can form an $n \times k$ matrix $X := [v_1, v_2, \dots, v_k] \in \mathbb{R}^{n \times k}$. Now one observes y :

$$y = X\beta^* + \epsilon, \quad \epsilon \sim N(0, I_n) \quad (18)$$

and tries to estimate $\beta := \beta(X, y) \in \mathbb{R}^{k \times 1}$ by projecting observation y onto the span of X , we get $\beta = (X^*X)^{-1}X^*y$ and the expected error in ℓ_2 norm is:

$$\mathbb{E}\|\beta - \beta^*\|^2 = \text{Tr}([X^*X]^{-1}) = \sum_{j=1}^k d_j^{-2} = \sum_{j=1}^k \sigma_j^{-2}(X), \quad (19)$$

where last equality follows from negative second moment identity from Theorem 5 and one can immediately conclude: if any column of X gets closer in terms of ℓ_2 distance on \mathbb{R}^n to the span of remaining $k - 1$ columns, expected squared error in OLS estimation will increase. Vaguely speaking, linear dependence between basis of the data matrix deteriorates the performance of standard OLS regression.

OLS solution for identification of LTI system from a single observed trajectory is:

$$\hat{A} = \arg \min_{B \in \mathbb{R}^{n \times n}} \sum_{t=0}^{N-1} \|x_{t+1} - Bx_t\|^2. \quad (20)$$

Recall, $X_+ = [x_1, x_2, \dots, x_N]$ and $X_- = [x_0, x_1, \dots, x_{(N-1)}]$, noise covariates $E = [w_0, w_1, \dots, w_{N-1}]$, y_j be the rows of X_- and v_j be the hyperplane as defined in theorem 5. Also notice that

conditioned on $x_0 = 0$ state at time i can be represented in terms of powers of A and noise covariates as:

$$x_i = \sum_{t=1}^i A^{i-t} w_{t-1}, \text{ and graphical representation} \quad (21)$$

$$A^* := \begin{bmatrix} | & & | \\ b_1 & & b_n \\ | & & | \end{bmatrix}, X_-^* = \begin{bmatrix} | & & | & & | \\ y_1 & y_2 & & y_{n-1} & y_n \\ | & & | & & | \\ | & & | & & | \\ | & & | & & | \end{bmatrix}, X_+^* = \begin{bmatrix} | & & | & & | \\ z_1 & z_2 & & z_{n-1} & z_n \\ | & & | & & | \\ | & & | & & | \\ | & & | & & | \end{bmatrix}$$

In this dynamical version of OLS, at most n basis are provided by columns of X_-^* . Then i -th column of A^* corresponds to co-efficients estimated, by orthogonally projecting observation z_i onto span of X_-^*

$$\hat{b}_i = (X_- X_-^*)^{-1} X_- z_i \quad (22)$$

Then the closed form expression for Least squares solution and error are:

$$\hat{A} = X_+ X_-^\dagger, \text{ where } X_-^\dagger := X_-^* (X_- X_-^*)^{-1} \quad (23)$$

$$\|A - \hat{A}\|_F = \|EX_-^\dagger\|_F \quad (24)$$

Estimation error is independent of basis function choice: Recall that if $A = A^*$, then there exists a unitary matrix $U \in \mathbb{C}^{n \times n}$ and a real diagonal matrix $\Omega \in \mathbb{R}^{n \times n}$ such that $A = U^* \Omega U$ and a coordinate transform for (17), i.e., $z_{t+1} = \Omega z_t + U w_t$, where $z_t := U x_t$ and $U w_t$ is again an isotropic Gaussian. Now let $W := U E$, and notice that rows of $Z_- := U X_-$ are independent one dimensional Linear Gaussian dynamics with growth/ decay parameter defined by corresponding diagonal entry in Ω . As unitary by definition $U^* U = U U^* = I$, implies $U^{-1} = U^*$, we have

$$\begin{aligned} \|W Z_-^* (Z_- Z_-^*)^{-1}\|_F^2 &= \|U E (U X_-)^* (U X_- X_-^* U^*)^{-1}\|_F^2 \\ &= \text{Tr}(E X_-^* (X_- X_-^*)^{-2} X_- E^*) = \|E X_-^* (X_- X_-^*)^{-1}\|_F^2. \end{aligned}$$

i.e., for the Hermitian case all the rows of X_- are independent of each other. For non-Hermitian case we can get independent row-blocks, as in

Statistical independence between the row blocks of the data matrix Notice that using the direct sum decomposition of the state space, i -th column of the data matrix can be decomposed into row blocks that are statistically independent of each other:

$$x_i = \sum_{t=1}^i A^{i-t} w_{t-1} = \sum_{t=1}^i A^{i-t} \left(\sum_{m=1}^K P_{\lambda_m} \right) w_{t-1} = \sum_{m=1}^K \underbrace{\sum_{t=1}^i A_{\lambda_m}^{i-t} w_{t-1}^m}_{:= B_{\lambda_m}(i)}. \quad (25)$$

Now recall that D_{λ_m} was used to denote discrepancy between algebraic and geometric multiplicity of eigenvalue λ_m where for fixed t notice that $\mathbb{E}\|w_{t-1}^m\|^2 = \mathbb{E}\langle w_{t-1}, P_{\lambda_m} w_{t-1} \rangle =$

$Tr(P_{\lambda_m}) = D_{\lambda_m} + 1$. So w_{t-1}^m is standard normal on A -invariant subspace M_{λ_m} of dimension $D_{\lambda_m} + 1$. Since for all $t \in \mathbb{N}$ and $m, m' \in [K]$ such that $m \neq m'$, w_t^m and $w_t^{m'}$ are independent: $\mathbb{E}[w_t^m (w_t^{m'})^*] = \mathbb{E}[P_{\lambda_m} w_t (P_{\lambda_{m'}} w_t)^*] = \mathbb{E}[P_{\lambda_m} w_t w_t^* P_{\lambda_{m'}}] = P_{\lambda_m} P_{\lambda_{m'}} = \delta_m(m') I_n$, combined with the fact that $A_m^* A_{m'} = 0$ for $m \neq m'$ (because $N(A_{\lambda_m}^*) = \bigoplus_{j \neq m}^K M_{\lambda_j}$) implies that $B_{\lambda_m}(i)$ and $B_{\lambda_{m'}}(i)$ are independent of each other for all i . Therefore, data matrix essentially contains time realization of K -low dimensional dynamical systems, which are statistically independent of each other. As we showed in the previous section that estimation error is independent of the choice of underlying basis, w.l.o.g we can take canonical basis implying rows in data matrix comprises of independent blocks, where each block is a time realization of trajectory generated via canonical form of linear transformation with specified eigenvalue and size of the block equals $D_{\lambda_m} + 1$.

Error Statistics via negative moments of Sample Covariance matrix: Let $\sigma_1(X_-) \geq \sigma_2(X_-) \geq \dots \sigma_n(X_-) > 0$, be the singular values of the data matrix. One can consider following error approximations for least squares:

1.

$$\sigma_n(EX_-^*) \sqrt{\sum_{j=1}^n \frac{1}{\sigma_j^4(X_-)}} \leq \|A - \hat{A}\|_F \leq \sigma_1(EX_-^*) \sqrt{\sum_{j=1}^n \frac{1}{\sigma_j^4(X_-)}}, \quad (26)$$

2.

$$\sqrt{\sum_{j=1}^n \frac{1}{n\sigma_j^2(X_-)}} \leq \|A - \hat{A}\|_F \leq \sqrt{\sum_{j=1}^n \frac{n}{\sigma_j^2(X_-)}} \quad (27)$$

Most important takeaway is that we need to compute negative moments of the sample covariance matrix to really understand performance of least squares. Which is a very difficult task, but if we can somehow get really tight estimate of all the singular values then there is hope. We will first focus on the extreme singular values of X_- and then come to bulk and in the end we will analyse extreme singular values of EX_-^* .

3. Statistics of the Largest Eigenvalue

Extreme singular values (largest and smallest singular values) of the data matrix can act as a sanity check for the performance of OLS. They also play a crucial role in numerical linear algebra (see e.g., Vu and Tao (2007) for more details). For rectangular matrices with i.i.d entries (centered and unit variance) everywhere as in Gaussian ensemble E , statistics of $\sigma_1(E)$ and $\sigma_n(E)$ are well known and tend to concentrate around $\sqrt{N} + \sqrt{n}$ and $\sqrt{N} - \sqrt{n}$ respectively. Understanding upper tail behavior of $\sigma_1(E)$ requires discretization of S^{n-1} .

Definition 12 (*epsilon net of S^{n-1}*) Finite subset, $\mathcal{N}_\epsilon(S^{n-1})$ called *epsilon net of n dimensional sphere-* with the property that given any $a \in S^{n-1}$ there exists $\hat{a} \in \mathcal{N}_\epsilon(S^{n-1})$ such that $\|a - \hat{a}\|_2 \leq \epsilon$

Lemma 13 *Metric entropy of sphere is exponential w.r.t dimension of the underlying state space, precisely for any $\epsilon \in (0, 1]$:*

$$|\mathcal{N}_\epsilon(S^{n-1})| \leq \left(\frac{3}{\epsilon}\right)^n. \quad (28)$$

Recall, $\sigma_1(E) = \sup_{a \in S^{n-1}} \|E^*a\|$ but E is random and one does not know in advance for which $a' \in S^{n-1}$ supremum is achieved, neither we can upper bound $P(\sup_{a \in S^{n-1}} \|E^*a\| > \delta)$ via union bound as the S^{n-1} is not countable. To circumvent this issue, one can discretize S^{n-1} into finite subset, $\mathcal{N}_\epsilon(S^{n-1})$ when combined with triangle inequality, reveals:

$$\sigma_1(E) \leq \left(\frac{1}{1-\epsilon}\right) \sup_{a \in \mathcal{N}_\epsilon(S^{n-1})} \|E^*a\|. \quad (29)$$

Therefore,

$$\begin{aligned} \mathbb{P}\left(\sup_{a \in S^{n-1}} \|E^*a\| \geq \delta\right) &\leq \mathbb{P}\left(\sup_{a \in \mathcal{N}_\epsilon(S^{n-1})} \|E^*a\| \geq (1-\epsilon)\delta\right) \\ &\leq \sum_{a \in \mathcal{N}_\epsilon(S^{n-1})} \mathbb{P}\left(\|E^*a\| \geq (1-\epsilon)\delta\right) \leq \left(\frac{3}{\epsilon}\right)^n \mathbb{P}\left(\|z_N\|^2 \geq (1-\epsilon)^2\delta^2\right), \end{aligned} \quad (30)$$

where, first inequality in (30) follows from union bound and second from metric entropy of n dimensional unit sphere. Notice that: *regardless of exact realization of 'a' on n dimensional unit sphere*, $E^*a = z_N \sim N(0, I_N)$ and a simple exponential moment calculation on the last expression of (30) will reveal the correct behavior $\sigma_1(E)$. Similar discretization approaches have been considered in literature for understanding statistics of extreme singular values of the data matrix. However, as suggested by authors work in Naeem et al. (2023) on spectral theorem for non-Hermitian linear operators, discrepancy between algebraic and geometric multiplicities of distinct eigenvalues of A add structure to data matrix and naive discretization will be wasteful; except for Hermitian and all the same eigenvalues. Furthermore, rows of the data matrix X_- can be divided into blocks, independent of each other and concentration of $\|X_-^*a\|_2$ for some $a \in S^{n-1}$ can be better understood by also restricting a onto invariant subspaces $[M_{\lambda_i}]_{i \in [K]}$ of A , which we now explore in further detail.

3.1 Lower bound via typical size of rows

Notice that,

$$\mathbb{P}\left(\|X_-^*a\| \geq \delta\right) = \mathbb{P}\left(\left\|\sum_{m=1}^K X_-^* P_{\lambda_m} a\right\|^2 \geq \delta^2\right), \quad (31)$$

where $[X_-^* P_{\lambda_m} a]_{m=1}^K$ are independent of each other: orthogonal projections of Gaussians are independent. Furthermore, OLS error in Frobenius norm is independent of choice of the basis, so w.l.o.g we can assume $X_-^* P_{\lambda_m} a \in \mathbb{R}^{N \otimes D_{\lambda_m}^+}$, where we use shorthand $D_{\lambda_m}^+ := (D_{\lambda_m} + 1)$ and recall $\sum_{m=1}^K D_{\lambda_m}^+ = n$. , for each $m \in [K]$ let $S_m(\lambda) := \sum_{i=1}^{m-1} D_{\lambda_i}^+$

$$P_{\lambda_m} a := (0, \dots, 0, a_{S_m(\lambda)+1}, \dots, a_{S_m(\lambda)+D_{\lambda_m}^+}, 0, \dots, 0) \quad (32)$$

Recall that $\sum_{i=1}^N [X_-]_{j,i} = \sum_{i=1}^N \left[\sum_{t=1}^i \langle A^{i-t} w_{t-1}, e_j \rangle \right]$, therefore:

$$X_-^* P_{\lambda_m} a = \left[a_{S_m(\lambda)+1} \overline{[X_-]}_{[S_m(\lambda)+1,:]}, a_{S_m(\lambda)+2} \overline{[X_-]}_{[S_m(\lambda)+2,:]}, \dots, a_{S_m(\lambda)+D_{\lambda_m}^+} \overline{[X_-]}_{[S_m(\lambda)+D_{\lambda_m}^+,:]} \right], \quad (33)$$

where we used $:$ to denote all the columns of the data matrix. For each time $t \in \mathbb{N}$, $w_t^m \in N(0, I_{D_{\lambda_m}^+})$ i.e., i.i.d isotropic Gaussian of dimension $D_{\lambda_m}^+$. Hence, for $i \in [N]$ and $l \in [D_{\lambda_m}^+]$:

$$\begin{aligned} \overline{[X_-]}_{[S_m(\lambda)+l,i]} &= \sum_{t=1}^i \overline{\langle A_{\lambda_m}^{i-t} w_{t-1}^m, e_l \rangle} = \sum_{t=1}^i \langle e_l, A_{\lambda_m}^{i-t} w_{t-1}^m \rangle = \sum_{t=1}^i \langle e_l, (\lambda_m I + N)^{i-t} w_{t-1}^m \rangle \\ &= \sum_{t=1}^i \sum_{p=0}^{i-t} \binom{i-t}{p} \overline{\lambda_m^{i-t-p} \langle e_{l+p}, w_{t-1}^m \rangle} = \sum_{t=1}^i \sum_{p=0}^{(i-t) \wedge (D_{\lambda_m}^+ - l)} \binom{i-t}{p} \overline{\lambda_m^{i-t-p} \langle e_{l+p}, w_{t-1}^m \rangle} \end{aligned} \quad (34)$$

where $A_{\lambda_m}^{i-t}$ is a Linear transformation from and onto an $D_{\lambda_m}^+$ dimensional A -invariant subspace, i.e., Jordan block of size $D_{\lambda_m}^+$ with eigenvalue λ_m . Consequently,

$$\|X_-^* P_{\lambda_m} a\|^2 = \sum_{i=1}^N \left(\sum_{l=1}^{D_{\lambda_m}^+} \sum_{t=1}^i a_{S_m(\lambda)+l} \langle e_l, A_{\lambda_m}^{i-t} w_{t-1}^m \rangle \right)^2 \quad (35)$$

$$= \sum_{i=1}^N \left(\sum_{l=1}^{D_{\lambda_m}^+} a_{S_m(\lambda)+l} \sum_{t=1}^i \sum_{p=0}^{(i-t) \wedge (D_{\lambda_m}^+ - l)} \binom{i-t}{p} \overline{\lambda_m^{i-t-p} \langle e_{l+p}, w_{t-1}^m \rangle} \right)^2. \quad (36)$$

Therefore,

$$\begin{aligned} \mathbb{P} \left(\|X_-^* a\| \geq \delta \right) &= \mathbb{P} \left(\sum_{m=1}^K \|X_-^* P_{\lambda_m} a\|^2 \geq \delta^2 \right) \\ &\leq e^{-s\delta^2} \prod_{m=1}^K \mathbb{E} \left[e^{s \sum_{i=1}^N \left(\sum_{l=1}^{D_{\lambda_m}^+} a_{S_m(\lambda)+l} \sum_{t=1}^i \sum_{p=0}^{(i-t) \wedge (D_{\lambda_m}^+ - l)} \binom{i-t}{p} \overline{\lambda_m^{i-t-p} \langle e_{l+p}, w_{t-1}^m \rangle} \right)^2} \right], \end{aligned} \quad (37)$$

where inequality (37) follows from Markov inequality combined with independence of $[X_-^* P_{\lambda_m} a]$ for each $m \in [K]$ (spatial independence between row blocks of the data matrix). Now notice that if $[\lambda_m]_{m \in [K]}$ are all positive, then for each $m \in [K]$, and $i \in [N]$ sufficiently large with l as variable,

$$a_{S_m(\lambda)+l} \sum_{t=1}^i \sum_{p=0}^{(i-t) \wedge (D_{\lambda_m}^+ - l)} \binom{i-t}{p} \overline{\lambda_m^{i-t-p} \langle e_{l+p}, w_{t-1}^m \rangle}, \quad (38)$$

will have the largest typical size for $l = 1$, so supremum over all $a \in S^{D_{\lambda_m}}$ for

$\left(\sum_{l=1}^{D_{\lambda_m}^+} a_{S_m(\lambda)+l} \sum_{t=1}^i \sum_{p=0}^{(i-t) \wedge (D_{\lambda_m}^+ - l)} \binom{i-t}{p} \overline{\lambda_m^{i-t-p} \langle e_{l+p}, w_{t-1}^m \rangle} \right)^2$, would be in fact

$$\left(\sum_{t=1}^i \sum_{p=0}^{(i-t) \wedge (D_{\lambda_m}^+ - l)} \binom{i-t}{p} \overline{\lambda_m^{i-t-p} \langle e_{l+p}, w_{t-1}^m \rangle} \right)^2. \quad (39)$$

So when discrepancies of eigenvalues are large typical size of the row should be a good approximate of $\sigma_1(X_-)$. Thus, at least when rows are correlated we do not need to discretize the unit sphere. Also notice that

$$P\left(\sigma_1(X_-) \leq \delta\right) = P\left(\sup_{a \in S^{n-1}} \|X_-^* a\| \leq \delta\right) = P\left(\sup_{a \in S^{n-1}} \left\| \sum_{j=1}^n a_j y_j \right\| \leq \delta\right) \leq P\left(\max_{j \in [n]} \|y_j\|_2 \leq \delta\right), \quad (40)$$

where $[y_j]_{j=1}^n$ are the rows of the data matrix as in Section 2 and if $k = \arg \max_{j \in [n]} \|y_j\|$ then last inequality follows by setting $a_k = 1$ and $a_j = 0$ for $j \neq k$.

Remark 14 *If the typical size of any row of the data matrix is ‘large’ then so is the magnitude of $\sigma_1(X_-)$. Typical size of the row is essentially dictated by non-Hermitian variant of the spectral theorem which define the weighted constants on standard normals that populate any given row of the data matrix.*

3.2 Covariates from stable dynamics can suffer from the curse of dimensionality

It was noted in Naeem et al. (2023), for the case of dynamics corresponding to S-w-SSCs, each covariate in j -th row of the data matrix is a weighted sum of i.i.d standard normals that make up rows $[j, \dots, n]$ of Gaussian Ensemble E . So as one would suspect that first row is most susceptible to having the largest typical size. Which turns out to be exponential in dimension of the state space

Proposition 15 *$N > n$ and $\lambda \in (\frac{1}{2}, 1)$ then typical order of first row of the data matrix corresponding to dynamics generated from n dimensional S-w-SSCs is exponential in n , precisely said*

$$\|y_1\| \geq \Omega\left(\left[\frac{N}{n}\right]^{\frac{1}{2}} e^{\frac{\alpha_\lambda n}{2}}\right) \quad (41)$$

where α_λ entirely depends on λ .

Proof Let $[\hat{e}_i]_{i \in N}$ be the canonical basis of \mathbb{R}^N . As, j -th row and i -th column of the data matrix corresponding to S-w-SSCs case can be compactly written as:

$$\langle y_j, \hat{e}_i \rangle = \sum_{t=1}^i \sum_{m=0}^{(i-t) \wedge (n-j)} \binom{i-t}{m} \lambda^{i-t-m} \langle w_{t-1}, e_{m+j} \rangle. \quad (42)$$

Thus revealing: $\langle y_1, \hat{e}_n \rangle$ is a weighted sum of independent $\frac{n(n+1)}{2}$ standard normals, more precisely:

$$\langle y_1, \hat{e}_n \rangle = \sum_{t=1}^n \sum_{m=0}^{(n-t)} \binom{n-t}{m} \lambda^{(n-t-m)} \langle w_{t-1}, e_{m+1} \rangle$$

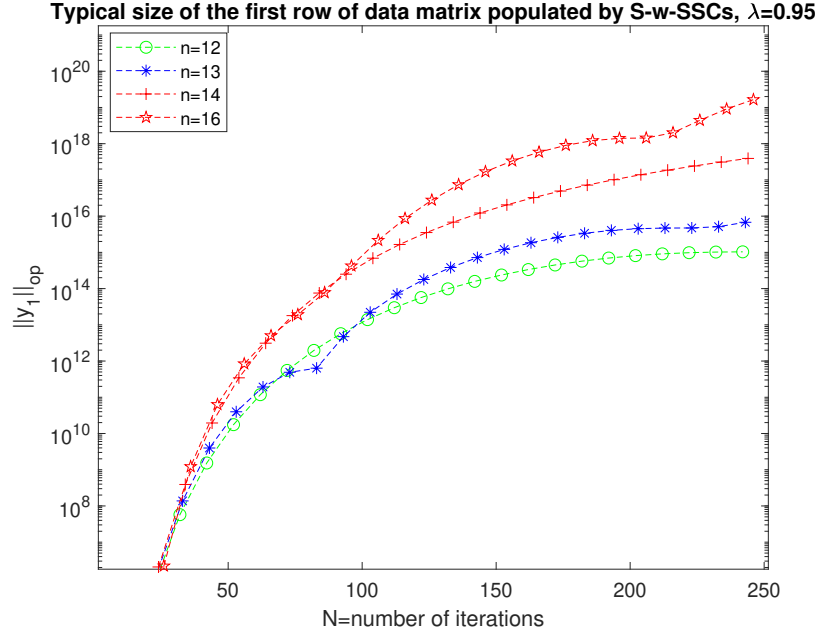


Figure 1: ℓ_2 norm of the data matrixs' first row populated by n - dimensional ($n = 12, 13, 14, 16$) S-w-SSCs(with $\lambda = 0.95$) suffers from curse of dimensionality

which is centered with variance:

$$\mathbb{E}(\langle y_1, \hat{e}_n \rangle^2) = \sum_{k=1}^n \sum_{m=0}^{n-k} \binom{n-k}{m}^2 \lambda^{2(n-k-m)} \quad (43)$$

upper and lower bounded via Stirling type approximation:

$$4^n \lambda^{2n} \sum_{k=1}^n \frac{1}{4^k \lambda^{2k} \sqrt{\pi(n-l+\frac{1}{3})}} \leq \mathbb{E}(\langle y_1, \hat{e}_n \rangle^2) \leq 4^n \lambda^{2n} \sum_{k=1}^n \frac{1}{4^k \lambda^{2k} \sqrt{\pi(n-l+\frac{1}{4})}} \quad (44)$$

Let $L_{\lambda,n}(1) := \sum_{k=1}^n \frac{1}{4^k \lambda^{2k} \sqrt{\pi(n-k+\frac{1}{3})}}$ and $U_{\lambda,n}(1) := \sum_{k=1}^n \frac{1}{4^k \lambda^{2k} \sqrt{\pi(n-k+\frac{1}{4})}}$ So as soon as

$\lambda > \frac{1}{2}$, n - th element of first row has a typical size which is exponential in dimension of the state space. But this trend is periodic: with period n , so lower bound follows. \blacksquare

Corollary 16 Given $\lambda \in (\frac{1}{2}, 1)$, almost surely largest singular of data matrix generated from n - dimensional S-w-SSCs with eigenvalue λ suffers from curse of dimnensionality, more precisely:

$$\sigma_1(X_-) \geq \Omega\left(\left[\frac{N}{n}\right]^{\frac{1}{2}} e^{\frac{\alpha_\lambda n}{2}}\right) \quad (45)$$

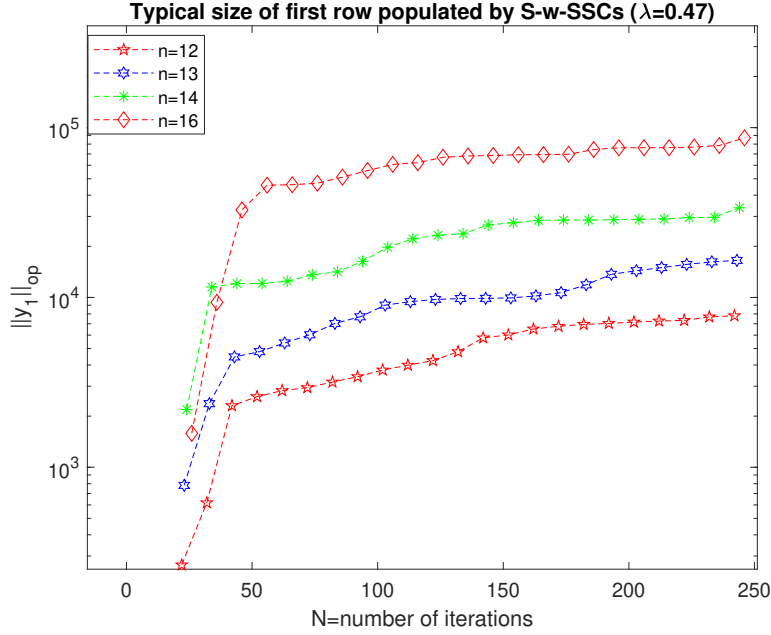


Figure 2: Estimates in Proposition 15 are optimal: ℓ_2 norm of the data matrixs' first row populated by n - dimensional ($n = 12, 13, 14, 16$) S-w-SSCs(with $\lambda = 0.47$) do not suffer from curse of dimensionality

4. Eigenvalue Statistics of the Sample covariance Matrix

Overwhelming challenge in unraveling the typical order of the eigenvalues associated to the sample covariance matrix(which in turn unravels the fate of OLS) is first establishing the concentration behavior of each individual elements of the sample covariance matrix.

$$X_- X_-^* := \begin{bmatrix} \langle y_1, y_1 \rangle & \dots & \langle y_1, y_{k+1} \rangle & \dots & \langle y_1, y_n \rangle \\ \vdots & \dots & \vdots & \dots & \vdots \\ \langle y_{k+1}, y_1 \rangle & \dots & \langle y_{k+1}, y_{k+1} \rangle & \dots & \langle y_{k+1}, y_n \rangle \\ \vdots & \dots & \vdots & \dots & \vdots \\ \langle y_n, y_1 \rangle & \dots & \langle y_n, y_{k+1} \rangle & \dots & \langle y_n, y_n \rangle \end{bmatrix}$$

which we will later combine with tools from the perturbation theory to study the localization of all the eigenvalues of the sample covariance matrix.

4.1 On measure concentration of Sample Covariance matrix

Hermitian Case:

Proposition 17 *When $A = A^*$, stable and w.l.o.g let λ, ρ be the eigenvalues and w_t, s_t be the standard normals corresponding to rows k and j , respectively. Then $\langle y_k, y_j \rangle$ is centered*

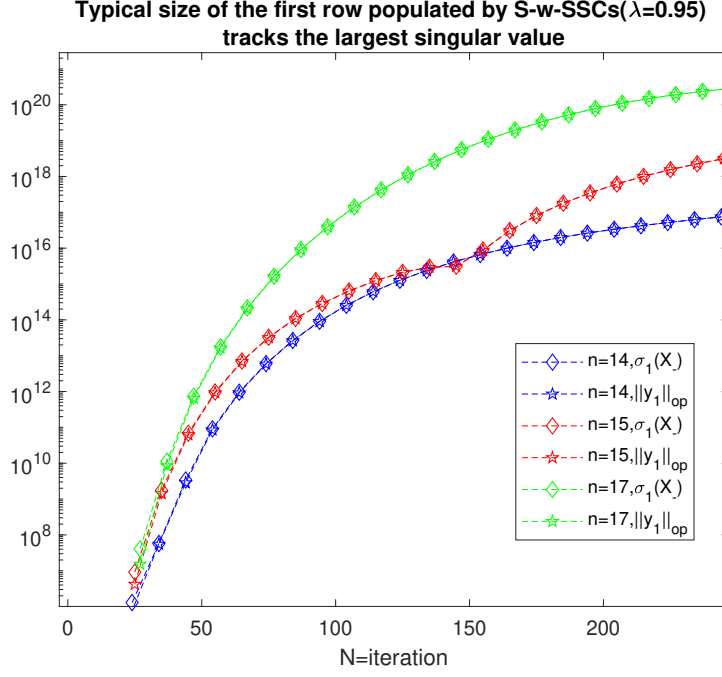


Figure 3: Largest singular value and ℓ_2 norm of the data matrix's first row populated by n -dimensional ($n = 14, 15, 17$) S-w-SSCs (with $\lambda = 0.95$) are the same

(i.e., expected value is 0) and there exists positive constants $c_{2,\lambda}, c_{4,\lambda}, c_{\lambda,\rho}, d_{\lambda,\rho}, d_\lambda$ and d_ρ such that:

$$\mathbb{E}(\langle y_k, y_j \rangle^2) = c_{\lambda,\rho}(N-1) + c_{\lambda,\rho} \left[d_{\lambda,\rho}(1 - o_{(\lambda,\rho);N}(1)) - d_\lambda(1 - o_{\lambda;N}(1)) - d_\rho(1 - o_{\rho;N}(1)) \right]$$

$$\mathbb{E}(\langle y_k, y_k \rangle^2) = 3c_{2,\lambda}^2 \left[(N-1) + c_{4,\lambda}(1 - o_{\lambda;N}^2(1)) - 2c_{2,\lambda}(1 - o_{\lambda;N}(1)) \right].$$

where given $|\lambda| < 1$, $o_{\lambda;N}(1)$ is used to denote a term vanishing to 0 as N approaches infinity.

Proof Simply notice that:

$$\begin{aligned} \langle y_k, y_j \rangle &= \sum_{i=1}^{N-1} \left(\sum_{t=1}^i \lambda^{i-t} w_{t-1} \right) \left(\sum_{t=1}^i \rho^{i-t} s_{t-1} \right), \quad \text{Furthermore,} \quad \mathbb{E} \left(\langle y_k, y_j \rangle^2 \right) \\ &= \sum_{i=1}^{N-1} \left(\sum_{t=1}^i \lambda^{2(i-t)} \right) \left(\sum_{t=1}^i \rho^{2(i-t)} \right) = \frac{\sum_{i=1}^{N-1} (1 - \lambda^{2i})(1 - \rho^{2i})}{(1 - \lambda^2)(1 - \rho^2)} = \frac{N - \sum_{i=1}^{N-1} (\lambda^{2i} + \rho^{2i}) + (\lambda\rho)^{2i}}{(1 - \lambda^2)(1 - \rho^2)}. \end{aligned}$$

Diagonal elements are centered at:

$$\mathbb{E}\langle y_k, y_k \rangle = \sum_{i=1}^{N-1} \mathbb{E} \left[\left(\sum_{t=1}^i \lambda^{i-t} w_{t-1} \right)^2 \right] = \sum_{i=1}^{N-1} \sum_{t=1}^i \lambda^{2(i-t)} = c_{2,\lambda}(N-1) - c_{2,\lambda}^2(1 - o_{\lambda;N}(1)) \quad (46)$$

■

Now simply recall that:

$$\mathbb{E}(\langle y_k, y_k \rangle^2) = \frac{3}{(1-\lambda^2)^2} \sum_{i=1}^{N-1} (1-\lambda^{2i})^2 = \frac{3(N-1)}{(1-\lambda^2)^2} + \frac{3(1-\lambda^{4N})}{(1-\lambda^2)^2(1-\lambda^4)} - \frac{6(1-\lambda^{2N})}{(1-\lambda^2)^2(1-\lambda^2)} \quad (47)$$

Therefore variance of $\langle y_k, y_k \rangle$

$$3(N-1)c_{2,\lambda}^2 + 3c_{2,\lambda}^2 c_{4,\lambda}(1 - o_{\lambda;N}^2(1)) - 6c_{2,\lambda}^3(1 - o_{\lambda;N}(1)) - c_{2,\lambda}^2(N-1)^2 - c_{2,\lambda}^4(1 - o_{\lambda;N}(1))^2 + 2c_{2,\lambda}^3(N-1)(1 - o_{\lambda;N}(1)) \quad (48)$$

Remark 18 This implies that $\langle y_k, y_k \rangle$ is centered at $c_{2,\lambda}(N-1) - c_{2,\lambda}^2(1 - o_{\lambda;N}(1))$ with fluctuation of size:

$$\left(3(N-1)c_{2,\lambda}^2 + 3c_{2,\lambda}^2 c_{4,\lambda}(1 - o_{\lambda;N}^2(1)) - 6c_{2,\lambda}^3(1 - o_{\lambda;N}(1)) - c_{2,\lambda}^2(N-1)^2 - c_{2,\lambda}^4(1 - o_{\lambda;N}(1))^2 + 2c_{2,\lambda}^3(N-1)(1 - o_{\lambda;N}(1)) \right)^{\frac{1}{2}}$$

On the other hand, now ignoring constants related to eigenvalues λ, ρ e.t.c) off-diagonal entries of the sample covariance matrix $(X_- X_-^*)$, $\langle y_k, y_j \rangle \in [-\sqrt{N}, \sqrt{N}]$ w.p 1. and $\langle y_k, y_k \rangle \in [N - \sqrt{N}, N + \sqrt{N}]$.

Theorem 19 For Hermitian stable case, ignoring all the other parameters besides n and N , we have that for all $j \in [n]$:

$$N - n\sqrt{N} \leq \lambda_j(X_- X_-^*) \leq N + n\sqrt{N} \quad (49)$$

Proof According to Gershgorin's theorem all the eigenvalues of $X_- X_-^*$ lies inside disc centered at $\langle y_j, y_j \rangle$ with radius $\sum_{k \neq j}^n |\langle y_j, y_k \rangle|$ for some $j \in [n]$. Result follows from proposition 17 and preceding remark. ■

Non-Hermitian case: Now we will study concentration for an extreme non-Hermitian case S-w-SSCs: which allows for many intricate spatial and temporal correlations between elements of the data matrix. Evident from the previous section, giving typical size to the elements of the sample covariance matrix will require painstaking attention to time evolution of the dynamics in every row. Since the rows have a causal structure: i.e., y_k is

itself a function of $[y_{k+1}, \dots, y_n]$ so we will start from y_n . In this working draft, we managed to extract concentration behavior for the last two rows and it becomes evident how off diagonal terms are quite large which will lead to transient behavior of OLS, but recursive framework of time evolution of one row in terms of rows beneath it will be extremely helpful in getting concentration for all the entries. Writing the rows of the data in compact form when dynamics correspond to $S - w - SSCs$:

$$\begin{aligned} \langle y_j, \hat{e}_i \rangle &= \sum_{t=1}^i \sum_{m=0}^{(i-t) \wedge (n-j)} \binom{i-t}{m} \lambda^{i-t-m} \langle w_{t-1}, e_{m+j} \rangle \\ \text{Furthermore, } \langle y_{n-1}, \hat{e}_{i+1} \rangle &= \lambda \langle y_{n-1}, \hat{e}_i \rangle + \langle w_i, e_{n-1} \rangle + \langle y_n, \hat{e}_i \rangle \\ \text{Let, } s_i &:= \sum_{t=1}^i \lambda^{i-t} w_{t-1} \end{aligned} \quad (50)$$

In order to understand the cross correlation between the rows of the data matrix, we leverage upon (50)

$$\begin{aligned} \langle y_{n-1}, y_n \rangle &= \sum_{i=1}^{N-1} \left(\sum_{t=1}^i \lambda^{i-t} \langle w_{t-1}, e_{n-1} \rangle + \sum_{t=1}^{i-1} \lambda^{i-t-1} \langle w_{t-1}, e_n \rangle \right) \left(\sum_{t=1}^i \lambda^{i-t} \langle w_{t-1}, e_n \rangle \right) \\ &= \sum_{i=1}^{N-1} \left(\langle s_i, e_{n-1} \rangle + \lambda^{-1} \langle s_{i-1}, e_n \rangle \right) \langle s_i, e_n \rangle \\ &= \sum_{i=1}^{N-1} \left(\langle s_i, e_{n-1} \rangle + \lambda^{-1} \langle s_{i-1}, e_n \rangle \right) \left(\lambda \langle s_{i-1}, e_n \rangle + \langle w_{i-1}, e_n \rangle \right) \\ &= \sum_{i=1}^{N-1} \left[\sum_{t=1}^{i-1} \lambda^{2(i-t)-1} \langle w_{t-1}, e_n \rangle^2 + \langle s_i, e_{n-1} \rangle \langle s_i, e_n \rangle + \langle w_{i-1}, e_n \rangle \sum_{t=1}^i \lambda^{i-t} \langle w_{t-1}, e_{n-1} \rangle \right] \end{aligned}$$

$$\mathbb{E} \langle y_{n-1}, y_n \rangle = \lambda^{-2} \sum_{i=1}^{N-1} \sum_{t=1}^{i-1} \lambda^{4(i-t)} = \frac{1}{\lambda^{-2}(1-\lambda^4)} \sum_{i=1}^{N-1} (1-\lambda^{4i}) = \lambda^{-2} c_{4,\lambda} \left[(N-1) - c_{4,\lambda} (1 - o_{\lambda;N}^2(1)) \right] \quad (51)$$

$$\left(\mathbb{E} \langle y_{n-1}, y_n \rangle \right)^2 = \lambda^{-4} c_{4,\lambda}^2 \left[(N-1) - c_{4,\lambda} (1 - o_{\lambda;N}^2(1)) \right]^2.$$

Also notice that for $i' > i$, $s_{i'} = \lambda^{(i'-i)} s_i + \sum_{t=i+1}^{i'} \lambda^{i'-t} w_{t-1}$, because:

$$s_{i'} = \sum_{t=1}^{i'} \lambda^{i'-t} w_{t-1} = \sum_{t=1}^i \lambda^{i'-t} w_{t-1} + \sum_{t=i+1}^{i'} \lambda^{i'-t} w_{t-1} = \lambda^{(i'-i)} \sum_{t=1}^i \lambda^{i-t} w_{t-1} + \sum_{t=i+1}^{i'} \lambda^{i'-t} w_{t-1} \quad (52)$$

Now consider:

$$\mathbb{E} \left(\sum_{i=1}^{N-1} \langle s_i, e_{n-1} \rangle \langle s_i, e_n \rangle \right)^2 = \sum_{i=1}^{N-1} \mathbb{E} \left[\langle s_i, e_{n-1} \rangle^2 \langle s_i, e_n \rangle^2 + 2 \sum_{i'>i} \langle s_i, e_{n-1} \rangle \langle s_i, e_n \rangle \langle s_{i'}, e_{n-1} \rangle \langle s_{i'}, e_n \rangle \right],$$

where:

$$\begin{aligned} & \sum_{i'>i} \langle \lambda^{(i'-i)} s_i + \sum_{t=i+1}^{i'} \lambda^{i'-t} w_{t-1}, e_{n-1} \rangle \langle \lambda^{(i'-i)} s_i + \sum_{t=i+1}^{i'} \lambda^{i'-t} w_{t-1}, e_n \rangle \\ &= \sum_{i'>i} \left(\langle \lambda^{(i'-i)} s_i, e_{n-1} \rangle + \langle \sum_{t=i+1}^{i'} \lambda^{i'-t} w_{t-1}, e_{n-1} \rangle \right) \left(\langle \lambda^{(i'-i)} s_i, e_n \rangle + \langle \sum_{t=i+1}^{i'} \lambda^{i'-t} w_{t-1}, e_n \rangle \right). \end{aligned}$$

Therefore,

$$\begin{aligned} & 2 \sum_{i=1}^{N-1} \mathbb{E} \langle s_i, e_{n-1} \rangle \langle s_i, e_n \rangle \sum_{i'>i} \left(\langle \lambda^{(i'-i)} s_i, e_{n-1} \rangle \langle \lambda^{(i'-i)} s_i, e_n \rangle + \langle \lambda^{(i'-i)} s_i, e_{n-1} \rangle \langle \sum_{t=i+1}^{i'} \lambda^{i'-t} w_{t-1}, e_n \rangle \right. \\ & \quad \left. + \langle \sum_{t=i+1}^{i'} \lambda^{i'-t} w_{t-1}, e_{n-1} \rangle \langle \lambda^{(i'-i)} s_i, e_n \rangle + \langle \sum_{t=i+1}^{i'} \lambda^{i'-t} w_{t-1}, e_{n-1} \rangle \langle \sum_{t=i+1}^{i'} \lambda^{i'-t} w_{t-1}, e_n \rangle \right) \end{aligned}$$

Simplifies to,

$$\begin{aligned} & 2 \sum_{i=1}^{N-1} \sum_{i'>i} \lambda^{2(i'-i)} \mathbb{E} \langle s_i, e_{n-1} \rangle^2 \mathbb{E} \langle s_i, e_n \rangle^2 = 2 \sum_{i=1}^{N-1} \sum_{i'>i} \lambda^{2(i'-i)} \left(\sum_{t=1}^i \lambda^{2(i-t)} \right)^2 \\ &= 2c_{2,\lambda}^2 \sum_{i=1}^{N-1} (1 - \lambda^{2i})^2 \sum_{i'>i} \lambda^{2(i'-i)} = 2c_{2,\lambda}^2 \sum_{i=1}^{N-1} (1 - \lambda^{2i})^2 \sum_{s=1}^{N-1-i} \lambda^{2s} = 2c_{2,\lambda}^3 \sum_{i=1}^{N-1} (1 - \lambda^{2i})^2 (1 - \lambda^{2(N-i)}) \\ &= 2c_{2,\lambda}^3 \left[(N-1) + c_{4,\lambda} (1 - o_{\lambda;N}^2(1)) - 2c_{2,\lambda} (1 - o_{\lambda;N}(1)) \right] - 2c_{2,\lambda}^3 \sum_{i=1}^{N-1} (1 - \lambda^{2i})^2 \lambda^{2(N-i)}, \end{aligned}$$

where we can further simplify

$$\begin{aligned} & 2c_{2,\lambda}^3 \sum_{i=1}^{N-1} (1 - \lambda^{2i})^2 \lambda^{2(N-i)} = 2c_{2,\lambda}^3 \sum_{i=1}^{N-1} (\lambda^{2(N-i)} + \lambda^{2(N+i)} - 2\lambda^{2N}) = -4c_{2,\lambda}^3 \lambda^{2N} (N-1) \\ & \quad + 2c_{2,\lambda}^3 (1 + \lambda^{2N}) \sum_{i=1}^{N-1} \lambda^{2i}. \end{aligned}$$

Furthermore, consider the following term:

$$\sum_{i=1}^{N-1} \sum_{t=1}^{i-1} \lambda^{2(i-t)-1} \langle w_{t-1}, e_n \rangle^2 = \lambda^{-2} \sum_{t=1}^{N-2} \left(\sum_{l=1}^{N-t} \lambda^{2l} \right) \langle w_{t-1}, e_n \rangle^2,$$

and

$$\begin{aligned} & \mathbb{E} \left[\lambda^{-2} \sum_{t=1}^{N-2} \left(\sum_{l=1}^{N-t} \lambda^{2l} \right) \langle w_{t-1}, e_n \rangle^2 \right]^2 = 3\lambda^{-4} \sum_{t=1}^{N-2} \left(\sum_{l=1}^{N-t} \lambda^{2l} \right)^2 + 2\lambda^{-4} \sum_{t=1}^{N-2} \sum_{t'>t} \sum_{l=1}^{N-t} \sum_{l'=1}^{N-t'} \lambda^{2(l'+l)} \\ &= 3\lambda^{-4} c_{2,\lambda}^4 \left[(N-2) + c_{4,\lambda} \lambda^4 (\lambda^4 - o_{\lambda;N}^2(1)) \right] + 2\lambda^{-4} \sum_{t=1}^{N-2} \sum_{t'>t} \sum_{l=1}^{N-t} \sum_{l'=1}^{N-t'} \lambda^{2(l'+l)}, \end{aligned}$$

where

$$\begin{aligned}
 2\lambda^{-4} \sum_{t=1}^{N-2} \sum_{t'>t}^{N-2} \sum_{l=1}^{N-t} \sum_{l'=1}^{N-t'} \lambda^{2(l'+l)} &= 2c_{2,\lambda} \lambda^{-4} \sum_{t=1}^{N-2} \sum_{t'>t}^{N-2} \sum_{l=1}^{N-t} \lambda^{2l} (1 + \lambda^{2(N-t'+1)}) \\
 2c_{2,\lambda} \lambda^{-4} \sum_{t=1}^{N-2} \sum_{t'>t}^{N-2} \left(\sum_{l=1}^{N-t} \lambda^{2l} + \lambda^{2(N-t'+1)} \sum_{l=1}^{N-t} \lambda^{2l} \right) &= 2c_{2,\lambda}^2 \lambda^{-4} \sum_{t=1}^{N-2} \sum_{t'>t}^{N-2} \left([1 + \lambda^{2(N-t+1)}] + \lambda^{2(N-t'+1)} [1 + \lambda^{2(N-t+1)}] \right)^2 \\
 &= c_{2,\lambda}^2 \lambda^{-4} \left[\left((N-2) + \sum_{t=1}^{N-2} \lambda^{2(N-t+1)} \right)^2 - \sum_{t=1}^{N-2} (1 + \lambda^{2(N-t+1)})^2 \right] = c_{2,\lambda}^2 \lambda^{-4} \left(N-2 + c_{2,\lambda} \lambda^6 (1 + \lambda^{2(N-2)}) \right)^2 \\
 &- c_{2,\lambda}^2 \lambda^{-4} \left[(N-2) + c_{4,\lambda} \lambda^{4(3)} (1 + \lambda^{4(N-2)}) + 2c_{2,\lambda} \lambda^{2(3)} (1 + \lambda^{2(N-2)}) \right] \\
 &= c_{2,\lambda}^2 \lambda^{-4} \left[(N-2)^2 + c_{2,\lambda}^2 \lambda^{2(6)} (1 + \lambda^{2(N-2)})^2 - (N-2) - c_{4,\lambda} \lambda^{4(3)} (1 + \lambda^{4(N-2)}) - 2c_{2,\lambda} \lambda^{2(3)} (1 + \lambda^{2(N-2)}) \right]
 \end{aligned}$$

Now we are only left with the task of bounding

$$\begin{aligned}
 \mathbb{E} \left(\sum_{i=1}^{N-1} \sum_{t=1}^i \lambda^{i-t} \langle w_{i-1}, e_n \rangle \langle w_{t-1}, e_{n-1} \rangle \right)^2 &= \sum_{i=1}^{N-1} \mathbb{E} \left[\left(\sum_{t=1}^i \lambda^{i-t} \langle w_{i-1}, e_n \rangle \langle w_{t-1}, e_{n-1} \rangle \right)^2 \right. \\
 &\left. + 2 \sum_{i'>i} \left(\langle s_i, e_{n-1} \rangle \langle w_{i-1}, e_n \rangle \right) \left(\langle \lambda^{(i'-i)} s_i + \sum_{t=i+1}^{i'} \lambda^{i'-t} w_{t-1}, e_{n-1} \rangle \langle w_{i'-1}, e_n \rangle \right) \right] \\
 &= \sum_{i=1}^{N-1} \mathbb{E} \left(\langle \sum_{t=1}^i \lambda^{i-t} w_{t-1}, e_{n-1} \rangle \langle w_{i-1}, e_n \rangle \right)^2 = \sum_{i=1}^{N-1} \mathbb{E} \left(\langle s_i, e_{n-1} \rangle \langle w_{i-1}, e_n \rangle \right)^2 \\
 &= \sum_{i=1}^{N-1} \mathbb{E} \left(\langle s_i, e_{n-1} \rangle^2 \right) = \sum_{i=1}^{N-1} \sum_{t=1}^i \lambda^{2(i-t)} = c_{2,\lambda} (N-1) - c_{2,\lambda}^2 (1 - o_{\lambda;N}(1))
 \end{aligned}$$

Theorem 20 *Standard deviation of $\langle y_{n-1}, y_n \rangle$, $SD(\langle y_{n-1}, y_n \rangle) = O(N-2)$ and there exists positive constants independent of N , $\kappa_{\lambda,1}$ and $\kappa_{\lambda,2}$ such that*

$$\langle y_{n-1}, y_n \rangle \in [\kappa_{\lambda,1}, 2N - \kappa_{\lambda,2}] \quad (53)$$

Proof Proof follows the general computational procedure, we know from (51) analytic expression of $\mathbb{E}\langle y_n, y_{n-1} \rangle$

$$\begin{aligned}
 \mathbb{E} |\langle y_{n-1}, y_n \rangle - \mathbb{E}\langle y_{n-1}, y_n \rangle|^2 &= 2c_{2,\lambda}^3 \left[(N-1) + c_{4,\lambda} (1 - o_{\lambda;N}^2(1)) - 2c_{2,\lambda} (1 - o_{\lambda;N}(1)) \right] \\
 &+ c_{2,\lambda} (N-1) - c_{2,\lambda}^2 (1 - o_{\lambda;N}(1)) - \lambda^{-4} c_{4,\lambda}^2 \left[(N-1) - c_{4,\lambda} (1 - o_{\lambda;N}^2(1)) \right]^2 + 4c_{2,\lambda}^3 \lambda^{2N} (N-1) \\
 &- 2c_{2,\lambda}^4 (1 + \lambda^{2N})^2 + 3\lambda^{-4} c_{2,\lambda}^4 \left[(N-2) + c_{4,\lambda} \lambda^4 (\lambda^4 - o_{\lambda;N}^2(1)) \right] \\
 &+ c_{2,\lambda}^2 \lambda^{-4} \left[(N-2)^2 + c_{2,\lambda}^2 \lambda^{2(6)} (1 + \lambda^{2(N-2)})^2 - (N-2) - c_{4,\lambda} \lambda^{4(3)} (1 + \lambda^{4(N-2)}) - 2c_{2,\lambda} \lambda^{2(3)} (1 + \lambda^{2(N-2)}) \right].
 \end{aligned}$$

From (51) we know that $\mathbb{E}\langle y_n, y_{n-1} \rangle = O(N-1)$ and result follows. \blacksquare

Remark 21 *This is where things start getting tricky, compared to at most typical size of $O(\sqrt{N})$ in Hermitian case for off-diagonal terms from remark 18, rows with typical size of $N \pm \sqrt{N}$ and polynomial in N can have a typical size of correlation $(N-1) \pm O(N-2)$. As the higher rows will have higher typical size and off-diagonal terms can potentially be $O(N^{n-1})$, which we will study in future work.*

Typical size of the rows As we will shortly see afterwards, in order to get typical order of the bulk eigenvalues, one will need typical order of all the rows, which brings us to:

Proposition 22 *Sequence of random variables $\langle y_j, \hat{e}_{n-(j-1)} \rangle_{j \in [n]}$ are centered at 0 and:*

$$O\left(\sum_{k=j}^{n-(j-1)} \sum_{m=0}^{n-k} \binom{n-k}{m}^2 \lambda^{2(n-k-m)}\right)^{\frac{1}{2}} \quad (54)$$

$$\langle y_j, \hat{e}_i \rangle = \sum_{t=1}^i \sum_{m=0}^{(i-t) \wedge (n-j)} \binom{i-t}{m} \lambda^{i-t-m} \langle w_{t-1}, e_{m+j} \rangle, \quad (55)$$

$$\langle y_2, \hat{e}_{n-1} \rangle = \sum_{t=1}^{n-1} \sum_{m=0}^{n-1-t} \binom{n-1-t}{m} \lambda^{n-1-t-m} \langle w_{t-1}, e_{m+2} \rangle, \quad (56)$$

is centered at 0, weighted sum of independent $\frac{n(n-1)}{2}$ standard normals with variance:

$$4^n \lambda^{2n} L_{\lambda, n}(2) \leq \mathbb{E}(\langle y_2, \hat{e}_{n-1} \rangle^2) = \sum_{k=2}^n \sum_{m=0}^{n-k} \binom{n-k}{m}^2 \lambda^{2(n-k-m)} \leq 4^n \lambda^{2n} U_{\lambda, n}(2), \quad (57)$$

and repeating the recursion we have for $k \in [0, \dots, n-1]$,

$$4^n \lambda^{2n} L_{\lambda, n}(k+1) \leq \mathbb{E}(\langle y_{k+1}, \hat{e}_{n-k} \rangle^2) \leq 4^n \lambda^{2n} U_{\lambda, n}(k+1) \quad (58)$$

4.2 Interlacing the eigenvalues of Sample Covariance matrix

We will use Courant-Fischer for the distribution of eigenvalues corresponding to the sample covariance matrix, $\Sigma_n := X_- X_-^*$

$$\lambda_1(\Sigma_n) \geq \lambda_2(\Sigma_n) \geq \dots \lambda_n(\Sigma_n) > 0. \quad (59)$$

$$\Sigma_n := \begin{bmatrix} \langle y_1, y_1 \rangle & \dots & \langle y_1, y_{k+1} \rangle & \dots & \langle y_1, y_n \rangle \\ \vdots & \dots & \vdots & \dots & \vdots \\ \langle y_{k+1}, y_1 \rangle & \dots & \langle y_{k+1}, y_{k+1} \rangle & \dots & \langle y_{k+1}, y_n \rangle \\ \vdots & \dots & \vdots & \dots & \vdots \\ \langle y_n, y_1 \rangle & \dots & \langle y_n, y_{k+1} \rangle & \dots & \langle y_n, y_n \rangle \end{bmatrix}$$

Σ_{n-k} be the modified sample covariance matrix with first k - columns and rows removed

$$\Sigma_{n-k} := \begin{bmatrix} \langle y_{k+1}, y_{k+1} \rangle & \cdots & \langle y_{k+1}, y_n \rangle \\ \vdots & \cdots & \vdots \\ \langle y_n, y_{k+1} \rangle & \cdots & \langle y_n, y_n \rangle \end{bmatrix}$$

Now we have a task of comparing the eigenvalues of both matrices, letting V_i denote i - th dimensional subspace:

$$\lambda_i(\Sigma_n) := \sup_{V_i \subset \mathbb{R}^n} \inf_{y \in S^{n-1} \cap V_i} \|\Sigma_n y\|, \text{ and } \lambda_i(\Sigma_{n-k}) := \sup_{V_i \subset \mathbb{R}^{n-k}} \inf_{z \in S^{n-k-1} \cap V_i} \|\Sigma_{n-k} z\| \quad (60)$$

Not hard to realize that for $i = [1, \dots, n-k]$

$$\lambda_i(\Sigma_n) \geq \lambda_i(\Sigma_{n-k}) \geq \lambda_{k+i}(\Sigma_n). \quad (61)$$

Just to be hands on, fix $n = 3, k = 1$ and vary i from 1 to 2 and notice:

$$\begin{aligned} \lambda_1(\Sigma_3) &\geq \lambda_1(\Sigma_2) \geq \lambda_2(\Sigma_3) \geq \lambda_2(\Sigma_2) \geq \lambda_3(\Sigma_3), \text{ Now for: } n = 4, k = 1, i \in [3] \\ \lambda_1(\Sigma_4) &\geq \lambda_1(\Sigma_3) \geq \lambda_2(\Sigma_4) \geq \lambda_2(\Sigma_3) \geq \lambda_3(\Sigma_4) \geq \lambda_3(\Sigma_3) \geq \lambda_4(\Sigma_4), \end{aligned} \quad (62)$$

and one trivially notices that if dynamics follow S-w-SSCs and one increase the dimension, **Smallest eigenvalue:** will always be upper bounded by $\lambda_1(\Sigma_1) = \langle y_n, y_n \rangle = \|y_n\|^2$, where recall from (42) that:

$$\langle y_n, \hat{e}_i \rangle = \sum_{t=1}^i \lambda^{i-t} \langle w_{t-1}, e_n \rangle \quad (63)$$

i.e., typical size of standard scalar ARMA trajectory of length N . Furthermore:

Theorem 23 (Upper bounding the smallest singular value for all stable dynamics)

Least singular value of the data matrix is essential upper bounded by the typical size of the scalar stable, length N ARMA trajectory. Ignoring constant that can potentially only depend on eigenvalue of A ,

$$\sigma_n^2(X_-) \in (0, N + \sqrt{N}], \text{ w.p. } 1. \quad (64)$$

Proof From interlacing theorem we have that:

$$\begin{aligned} \mathbb{P}(\sigma_n^2(X_-) \geq \delta) &= \mathbb{P}(\lambda_n(\Sigma_n) \geq \delta) \leq \mathbb{P}(\lambda_1(\Sigma_1)) = \mathbb{P}(\|y_n\|^2 \geq \delta) \\ \frac{\sigma_n^2(X_-)}{N} &\longrightarrow (0, 1]. \end{aligned}$$

and as discussed in Remark 18, $\langle y_n, y_n \rangle \in [N - \sqrt{N}, N + \sqrt{N}]$ w.p 1 ■

Fix a row of the data matrix X_- , in order to get lower bound and better estimates on the least singular value, one needs to quantify its' distance from the span of remaining rows of data matrix. As we can take conjugate transpose and write least singular value of the data matrix as:

$$\sigma_n(X_-) := \inf_{a \in S^{n-1}} \|X_-^* a\|_2 \quad (65)$$

Leveraging upon the Hilbertian structure(orthogonal projections/inner products), given any subspace $V \subset \mathbb{R}^n$, we have that:

$$\|X_-^* a\|_2^2 = \|P_V(X_-^* a)\|_2^2 + \|P_{V^\perp}(X_-^* a)\|_2^2 \geq \|P_{V^\perp}(X_-^* a)\|_2^2. \quad (66)$$

Therefore,

$$\|X_-^* a\|_2 \geq |a_i|d(y_i, n_i), \text{ for all } i \in [n]. \quad (67)$$

Now if $a \in S^{n-1}$, then there exists an $i \in [n]$ such that $|a_i| \geq \frac{1}{\sqrt{n}}$. Subsequently,

$$P\left(\inf_{a \in S^{n-1}} \|X_-^* a\| \leq \delta\right) = P\left(\exists a \in S^{n-1} : \|X_-^* a\| \leq \delta\right) \leq P\left(\exists j \in [n] : \frac{d(y_j, n_j)}{\sqrt{n}} \leq \delta\right) \quad (68)$$

1. when we have independent rows union bound is not terribly wasteful, so:

$$\mathbb{P}(\sigma_n(X_-) \leq \delta) \leq \sum_{j=1}^n \mathbb{P}\left(d(y_j, n_j) \leq \delta\sqrt{n}\right) \quad (69)$$

Let $w_j \in S^{N-1}$ be orthogonal unit vector to subspace n_j (not necessarily unique), if the rows are independent then w_j can be chosen independently of y_j . Therefore:

$$\langle w_j, y_j \rangle = \langle w_j, P_{n_j^\perp} y_j \rangle \leq \|P_{n_j^\perp} y_j\| = d(y_j, n_j), \quad (70)$$

where inequality follows from Cauchy-Schwarz. Consequently:

$$\mathbb{P}\left(d(y_j, n_j) \leq \delta\sqrt{n}\right) \leq \mathbb{P}\left(\langle w_j, y_j \rangle \leq \delta\sqrt{n}\right), \quad (71)$$

where controlling the last term is commonly studied under the name of *anti-concentration or small ball probability*.

2. rows with strong correlation(S-w-SSC-s), then union bound will essentially conclude vacuous estimates so its' better to bound

$$\mathbb{P}(\sigma_n(X_-) \leq \delta) \leq \mathbb{P}\left(\min_{j \in [n]} d(y_j, n_j) \leq \delta\sqrt{n}\right) \quad (72)$$

Taking care of the bulk: One strategy for upper bounding the bulk eigenvalues follows naturally from interlacing given in (61), i.e., for $k \in [n]$

$$\lambda_k(\Sigma_n) \leq \lambda_1(\Sigma_{n-k+1}), \quad (73)$$

when combined with typical size of all the rows from Theorem (58) translates into

$$\sqrt{4^n \lambda^{2n} L_{\lambda, n}(k+1) \left[\frac{N}{n-k+1} \right]} \leq \sqrt{\lambda_1(\Sigma_{n-k+1})} \leq \sqrt{(N-n+1) 4^n \lambda^{2n} U_{\lambda, n}(k+1)}, \quad (74)$$

and consequently a lower bound on estimation error:

$$\|A - \hat{A}\|_F \geq \sigma_n(EX_-^*) \sqrt{\sum_{j=1}^n \frac{1}{\lambda_1^2(\Sigma_{n-k+1})}}.$$

In fact, when we have typical size of all the entries of sample covariance matrix we can probably get even better estimates on the bulk via tools from Quadratic constrained optimization. For example, using min-max characterization of the eigenvalues:

$$\lambda_1(\Sigma_2) = \max \left(\sqrt{\langle y_{n-1}, y_{n-1} \rangle^2 + \langle y_{n-1}, y_n \rangle^2}, \sqrt{\langle y_n, y_n \rangle^2 + \langle y_{n-1}, y_n \rangle^2} \right) \quad (75)$$

So in the case of S-w-SSCs, $\lambda_1(\Sigma_2) = \langle y_{n-1}, y_{n-1} \rangle^2 + \langle y_{n-1}, y_n \rangle^2$ and

$$\lambda_2(\Sigma_2) = \inf_{a \in S^1} \sqrt{(a_1 \langle y_{n-1}, y_{n-1} \rangle + a_2 \langle y_n, y_{n-1} \rangle)^2 + (a_1 \langle y_{n-1}, y_n \rangle + a_2 \langle y_n, y_n \rangle)^2} = \inf_{a \in S^1} \|\Sigma_2 a\|. \quad (76)$$

which is a quadratic constrained optimization problem. Again using the preceding argument:

$$\lambda_1^2(\Sigma_3) = (\|y_{n-2}\|^2 + \langle y_{n-2}, y_{n-1} \rangle^2 + \langle y_{n-2}, y_n \rangle^2) \vee (\langle y_{n-2}, y_{n-1} \rangle^2 + \|y_{n-1}\|^2 + \langle y_{n-1}, y_n \rangle^2) \\ \vee (\|y_n\|^2 + \langle y_{n-2}, y_n \rangle^2 + \langle y_{n-1}, y_n \rangle^2)$$

For S-w-SSCs case: guess $\lambda_1(\Sigma_3) = \sqrt{\langle y_{n-2}, y_{n-2} \rangle^2 + \langle y_{n-2}, y_{n-1} \rangle^2 + \langle y_{n-2}, y_n \rangle^2}$, and

$$\lambda_2^2(\Sigma_3) = \inf_{a \in S^1} \left[(a_1 \langle y_{n-2}, y_{n-2} \rangle + a_2 \langle y_{n-2}, y_{n-1} \rangle)^2 + (a_1 \langle y_{n-1}, y_{n-2} \rangle + a_2 \langle y_{n-1}, y_{n-1} \rangle)^2 \right. \\ \left. + (a_1 \langle y_n, y_{n-2} \rangle + a_2 \langle y_n, y_{n-1} \rangle)^2 \right],$$

which we may be able to explicitly compute using optimization principles and is a part of future plan of the authors' research.

4.3 Soft edge statistics of the martingale transform

Another evident quantity that appears in estimation error of least squares is edge spectral statistics of the commonly known martingale transform term EX_-^* . For a quick insight into the largest singular value of martingale transform assume $A = A^*$ with only one eigenvalue λ , so

$$EX_-^* = \sum_{i=1}^{N-1} \sum_{t=1}^i \begin{bmatrix} \langle w_i, e_1 \rangle \langle w_{t-1}, e_1 \rangle & \dots & \langle w_i, e_1 \rangle \langle w_{t-1}, e_n \rangle \\ \vdots & \ddots & \vdots \\ \langle w_i, e_n \rangle \langle w_{t-1}, e_1 \rangle & \dots & \langle w_i, e_n \rangle \langle w_{t-1}, e_n \rangle \end{bmatrix}$$

now pick $(1, 0, \dots, 0) =: a \in S^{n-1}$ then, then denote $s_i := \sum_{t=1}^i w_{t-1}$ and notice

$$s_{i+m} = \sum_{t=1}^{i+m} w_{t-1} = \underbrace{\sum_{t=1}^i w_{t-1}}_{s_i} + \sum_{t=i+1}^{i+m} w_{t-1} \quad (77)$$

$$\begin{aligned}
 \mathbb{P}\left(\|EX_-^* a\| \geq \delta\right) &\leq \delta^{-2} \sum_{j=1}^n \mathbb{E}\left(\sum_{i=1}^{N-1} \langle w_i, e_j \rangle \underbrace{\langle \sum_{t=1}^i w_{t-1}, e_1 \rangle}_{=:s_i}\right)^2 \\
 &\delta^{-2} \sum_{j=1}^n \sum_{i=1}^{N-1} \mathbb{E}(\langle w_i, e_j \rangle \langle s_i, e_1 \rangle)^2 + 2 \langle w_i, e_j \rangle \langle s_i, e_1 \rangle \sum_{m=1}^{N-1-i} \langle w_{i+m}, e_j \rangle \langle s_{i+m}, e_1 \rangle \\
 &\delta^{-2} \sum_{j=1}^n \sum_{i=1}^{N-1} \mathbb{E}[(\langle w_i, e_j \rangle \langle s_i, e_1 \rangle)^2 + 2 \langle w_i, e_j \rangle \langle s_i, e_1 \rangle \sum_{m=1}^{N-1-i} (\langle w_{i+m}, e_j \rangle \langle s_i, e_1 \rangle + \langle w_{i+m}, e_j \rangle \langle \sum_{t=i+1}^{i+m} w_{t-1}, e_1 \rangle)] \\
 &= \delta^{-2} \sum_{j=1}^n \sum_{i=1}^{N-1} \mathbb{E}[(\langle w_i, e_j \rangle \langle s_i, e_1 \rangle)^2 + 2 \langle w_i, e_j \rangle \langle s_i, e_1 \rangle \sum_{m=1}^{N-1-i} \langle w_{i+m}, e_j \rangle \langle w_i, e_1 \rangle + \langle w_{i+m}, e_j \rangle \sum_{t'=i+2}^{i+m} \langle w_{t'-1}, e_1 \rangle] \\
 &= \delta^{-2} \sum_{j=1}^n \sum_{i=1}^{N-1} \mathbb{E}[\langle w_i, e_j \rangle \langle w_i, e_j \rangle \langle s_i, e_1 \rangle \langle s_i, e_1 \rangle] \\
 &= \delta^{-2} \sum_{j=1}^n \sum_{i=1}^{N-1} \mathbb{E}[(\langle w_i, e_j \rangle)^2] \mathbb{E}[(\langle s_i, e_1 \rangle)^2] = \delta^{-2} \sum_{j=1}^n \sum_{i=1}^{N-1} i = \frac{n(N-1)N}{\delta^2}.
 \end{aligned}$$

Now one can trivially see that if $a = e_j \in S^{n-1}$, regardless of $j \in [n]$, $\|EX_-^* a\| = \frac{n(N-1)N}{\delta^2}$. Therefore, $\sigma_1(EX_-^*) = O(\frac{n(N-1)N}{\delta^2})$. Now for Hermitian stable case, with only eigenvalue λ ,

$$\mathbb{E}\left(\sum_{i=1}^{N-1} \langle w_i, e_j \rangle \underbrace{\langle \sum_{t=1}^i \lambda^{i-t} w_{t-1}, e_1 \rangle}_{=:s_i(\lambda)}\right)^2 = \sum_{j=1}^n \sum_{i=1}^{N-1} \mathbb{E}[\langle s_i(\lambda), e_1 \rangle^2] = \sum_{j=1}^n \sum_{i=1}^{N-1} \sum_{t=1}^i \lambda^{2(i-t)}$$

$$\text{Therefore, } \sigma_1(EX_-^*) = O\left(\frac{n(N - \sum_{i=0}^{N-1} \lambda^{2i})}{1 - \lambda^2}\right).$$

For the peculiar case of S-w-SSCs with $\lambda \in (\frac{1}{2}, 1)$, notice that

$$EX_-^* = \sum_{i=1}^{N-1} w_i x_i^* = EX_-^* = \sum_{i=1}^{N-1} w_i \left(\sum_{t=1}^i \sum_{m=0}^{(i-t)\wedge n} \binom{i-t}{m} N_n^m \lambda^{i-t-m} w_{t-1} \right)^* \quad (78)$$

Now for $j, k \in [n]$

$$\begin{aligned}
 [EX_-^*]_{j,k} &= \sum_{i=1}^{N-1} \sum_{t=1}^i \sum_{m=0}^{(i-t)\wedge n} \binom{i-t}{m} \lambda^{i-t-m} \langle w_i w_{t-1}^* N_n^{m*} e_k, e_j \rangle \\
 &= \sum_{i=1}^{N-1} \sum_{t=1}^i \sum_{m=0}^{(i-t)\wedge(n-k)} \binom{i-t}{m} \lambda^{i-t-m} \langle w_i w_{t-1}^* e_{k+m}, e_j \rangle \\
 &= \sum_{i=1}^{N-1} \sum_{t=1}^i \sum_{m=0}^{(i-t)\wedge(n-k)} \binom{i-t}{m} \lambda^{i-t-m} \langle w_i, e_j \rangle \langle w_{t-1}, e_{k+m} \rangle
 \end{aligned}$$

Now in order to find the order of $\sigma_1(EX_-^*)$, we need to compute

$$\begin{aligned}
 & \max_{k \in [n]} \sum_{j=1}^n \mathbb{E} \left(\sum_{i=1}^{N-1} \langle w_i, e_j \rangle \sum_{t=1}^i \sum_{m=0}^{(i-t) \wedge (n-k)} \binom{i-t}{m} \lambda^{i-t-m} \langle w_{t-1}, e_{k+m} \rangle \right)^2 \\
 &= \max_{k \in [n]} \sum_{j=1}^n \sum_{i=1}^{N-1} \mathbb{E} \left(\sum_{t=1}^i \sum_{m=0}^{(i-t) \wedge (n-k)} \binom{i-t}{m} \lambda^{i-t-m} \langle w_{t-1}, e_{k+m} \rangle \right)^2 \\
 &= \sum_{j=1}^n \sum_{i=1}^{N-1} \mathbb{E} \left(\sum_{t=1}^i \sum_{m=0}^{(i-t) \wedge (n-1)} \binom{i-t}{m} \lambda^{i-t-m} \langle w_{t-1}, e_{1+m} \rangle \right)^2 = \sum_{j=1}^n \mathbb{E} \|y_1\|^2 = n \mathbb{E} \|y_1\|^2,
 \end{aligned} \tag{79}$$

where (79) follows along the similar argument in deducing $\sigma_1(X_-)$ of $S - w - SSCs$; first row has the largest typical size. This bring us to a remarkable observation

Theorem 24 *Largest singular value of martingale term is upper bounded by \sqrt{n} times of largest singular value of the data matrix*

$$\sigma_1(EX_-^*) \leq \sqrt{n} \sigma_1(X_-),$$

In fact this was first mentioned in Naeem and Pajic (2023) by using Courant-Fischer that $\sigma_1(EX_-^*) \leq \sigma_1(E_{Im(X_-^*)}) \sigma_1(X_-)$ where $E_{Im(X_-^*)}$ is essentially $n \times n$ Gaussian ensemble, known to have largest singular value of order \sqrt{n} .

5. Non-vanishing error for stable-spatially inseparable case via tensorization of Talagrand's inequality: Heuristics

Dimension+iteration independent tensorization of Talagrand's inequality would require sufficient independence between the covariates. In fact tensorization for stable ARMA processes had been of much interest to people working in the field of *Functional Inequalities* in early 2000s. Djellout et al. (2004) was able to show dimension+iteration independent tensorization under the assumption of $\|A\|_2 < 1$. Blower and Bolley (2005) concludes dimension+iteration independent tensorization under the assumption of spectral radius being strictly inside unit circle, which turns out to be incorrect in high dimensions.

Definition 25 (Dimension + Iteration free Tensorization) *Let $(x_1, x_2, \dots, x_N) \in \mathbb{R}^{n \otimes N}$ be a length N - trajectory of an n - dimensional linear Gaussian as in (17), and $\mu_n^N := \text{Law}(x_1, x_2, \dots, x_N)$ be its' distribution. We say that the process (x_1, x_2, \dots, x_N) satisfies dimension+iteration independent Talagrand's inequality, if for all probability measures ν on $\mathbb{R}^{n \otimes N}$ which are absolutely constant w.r.t μ_n^N ($\nu \ll \mu_n^N$), we have that*

$$W_1^d(\mu_n^N, \nu) \leq \sqrt{2CH(\nu \|\mu_n^N)}, \tag{80}$$

where C is independent of N and n .

Question: Now given that dynamics are generated from stable n - dimensional linear Gaussian (i.e., $\rho(A) < 1$) can we conclude dimension+iteration independent tensorization of Talagrand's inequality?

The slickest way to conclusion is a realization that (x_1, x_2, \dots, x_N) is a function of the Gaussian ensemble $(w_0, w_1, \dots, w_{N-1})$ as $x_i = \sum_{t=1}^i A^{i-t} w_{t-1}$. Let $F(w_0, w_1, \dots, w_{N-1}) := \sqrt{\sum_{i=1}^N \|x_i\|^2}$. As isotropic Gaussians satisfy dimension+iteration independent tensorization (Theorem 4), when combined with equivalent notion of Lipschitz concentration (Remark 3) implies for all $\delta > 0$:

$$\mathbb{P}\left(|F(w_0, w_1, \dots, w_{N-1}) - \mathbb{E}F(w_0, w_1, \dots, w_{N-1})| > \delta\right) \leq 2 \exp\left(-\frac{\delta^2}{2\|F\|_L^2}\right), \quad (81)$$

but the map $(x_1, x_2, \dots, x_N) \mapsto \sqrt{\sum_{i=1}^N \|x_i\|^2}$ is one-Lipschitz in ℓ_2 additive metric on $\mathbb{R}^{n \otimes N}$ and Remark 3 implies that $\mu_n^N \in T_1(\|F\|_L^2)$. We first need to collect some estimates that will lead to conclusive answer to tensorization of Talagrand's inequality for stable n - dimensional ARMA model.

Proposition 26 *Frobenius norm of the data matrix populated by n - dimensional S - w -SSCs is precisely:*

$$\|X_-\|_F^2 = \sum_{i=1}^N \sum_{j=1}^n \sum_{s,t=1}^i \sum_{m=0}^{(i-t) \wedge (n-j)} \sum_{m'=0}^{(i-s) \wedge (n-j)} \binom{i-t}{m} \binom{i-s}{m'} \lambda^{i-t-m} \overline{\lambda^{i-s-m'}} \langle w_{t-1}, e_{j+m} \rangle \overline{\langle w_{s-1}, e_{j+m'} \rangle} \quad (82)$$

Proof We again leverage upon the inner product structure to conclude.

$$\begin{aligned} \sum_{i=1}^N \|x_i\|^2 &= \sum_{i=1}^N \sum_{s,t=1}^i \sum_{m=0}^{(i-t) \wedge (n-j)} \sum_{m'=0}^{(i-s) \wedge (n-j)} \binom{i-t}{m} \binom{i-s}{m'} \lambda^{i-t-m} \overline{\lambda^{i-s-m'}} \langle N_n^m w_{t-1}, N_n^{m'} w_{s-1} \rangle \\ &= \sum_{i=1}^N \sum_{s,t=1}^i \sum_{m=0}^{(i-t) \wedge (n-j)} \sum_{m'=0}^{(i-s) \wedge (n-j)} \binom{i-t}{m} \binom{i-s}{m'} \lambda^{i-t-m} \overline{\lambda^{i-s-m'}} \sum_{j=1}^{m \wedge m'} \langle w_{t-1}, e_{j+m} \rangle \overline{\langle w_{s-1}, e_{j+m'} \rangle} \\ &= \sum_{i=1}^N \sum_{s,t=1}^i \sum_{m=0}^{(i-t) \wedge (n-j)} \sum_{m'=0}^{(i-s) \wedge (n-j)} \sum_{j=1}^{m \wedge m'} \binom{i-t}{m} \binom{i-s}{m'} \lambda^{i-t-m} \overline{\lambda^{i-s-m'}} \langle w_{t-1}, e_{j+m} \rangle \overline{\langle w_{s-1}, e_{j+m'} \rangle} \\ &= \sum_{i=1}^N \sum_{j=1}^n \sum_{s,t=1}^i \sum_{m=0}^{(i-t) \wedge (n-j)} \sum_{m'=0}^{(i-s) \wedge (n-j)} \binom{i-t}{m} \binom{i-s}{m'} \lambda^{i-t-m} \overline{\lambda^{i-s-m'}} \langle w_{t-1}, e_{j+m} \rangle \overline{\langle w_{s-1}, e_{j+m'} \rangle} \end{aligned}$$

■

Theorem 27 $\|F\|_L$ is the smallest positive constant $L_{n,N}$ such that:

$$\|X_-\|_F = \sqrt{\sum_{i=1}^N \langle \sum_{t=1}^i A^{i-t} w_{t-1}, \sum_{s=1}^i A^{i-s} w_{s-1} \rangle} \leq L_{n,N} \sqrt{\sum_{i=0}^{N-1} \|w_i\|^2} = L_{n,N} \|E\|_F, \quad (83)$$

in the limit of large number of iterations we have,

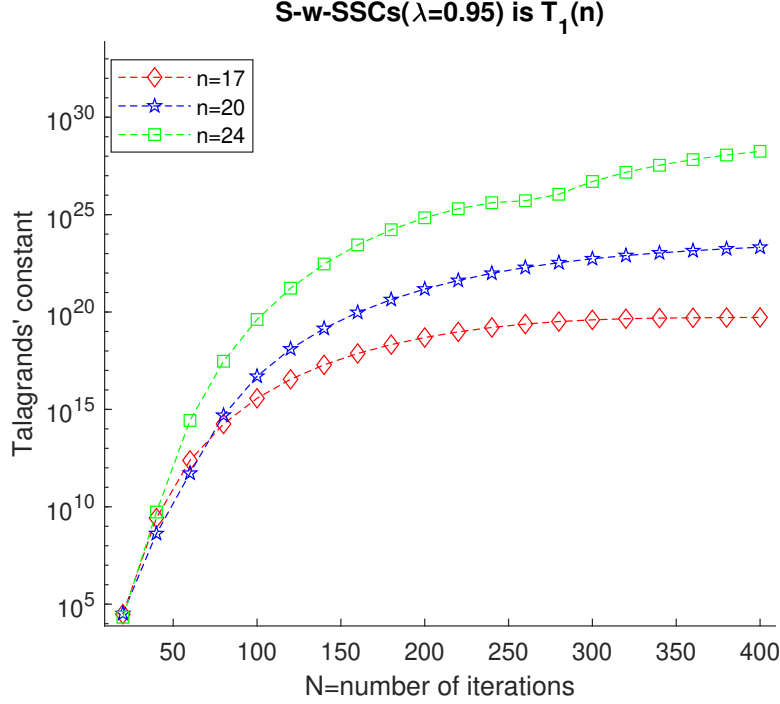


Figure 4: Tensorization is exponential in n – and independent of N for large N . Verified for ($n = 17, 20, 24$) S-w-SSCs(with $\lambda = 0.95$)

- Hermitian and stable case $L_{n,N} = \Theta(1)$: i.e., independent of dimension+iteration
- Stable but spatially inseparable case with $\lambda \in (\frac{1}{2}, 1)$, then $L_{n,N} = \Theta(e^n)$: i.e., linear in underlying dimension of the state space and independent of iterations.

Proof of Hermitian and stable case is obvious after recalling spectral theorem(i.e., all the rows are essentially one-dimensional scalar stable ARMA). Let $[\lambda_j]_{j=1}^n$ be the eigenvalues of A which are assumed to be strictly inside the unit circle.

$$\sum_{i=1}^{N-1} \sum_{j=1}^n \left| \sum_{t=1}^i \langle A^{i-t} w_{t-1}, e_j \rangle \right|^2 = \sum_{i=1}^{N-1} \sum_{j=1}^n \left| \sum_{t=1}^i \langle \lambda_j^{i-t} w_{t-1}, e_j \rangle \right|^2 \leq L_{n,N}^2 \sum_{i=0}^{N-1} \|w_i\|^2$$

$$\text{where, } L_{n,N} \leq \min_{\epsilon > 0} \max_{j \in [n]} \sqrt{(1 + \epsilon^{-1}) \sum_{i=0}^{N-1} ((1 + \epsilon) |\lambda_j|^2)^k} \leq \frac{1}{1 - \rho}, \quad (84)$$

where proof of (84) is given in Proposition 4.1 of Blower and Bolley (2005). However, most difficult but most interesting case is for trajectory generated from n – dimensional $S - w - SSCs$ and $\lambda \in (\frac{1}{2}, 1)$: and an immediate daunting approach suggested by Prooposition 26

would be a tight estimate on $L_{n,N}$ such that:

$$\begin{aligned} \sum_{i=1}^N \sum_{j=1}^n \sum_{s,t=1}^i \sum_{m=0}^{(i-t)\wedge(n-j)} \sum_{m'=0}^{(i-s)\wedge(n-j)} \binom{i-t}{m} \binom{i-s}{m'} \lambda^{i-t-m} \overline{\lambda^{i-s-m'}} \langle w_{t-1}, e_{j+m} \rangle \overline{\langle w_{s-1}, e_{j+m'} \rangle} \\ \leq L_{n,N}^2 \sum_{i=0}^{N-1} \|w_i\|^2. \end{aligned}$$

Recall from corollary 16 that $\sigma_1(X_-)$ has a typical size exponential in n . Now recall that $\|E\|_F = \sqrt{\sum_{i=0}^{N-1} \|w_i\|^2}$ has a typical size of $\Theta(\sqrt{nN})$. Notice that, for S-w-SSCs Tala-grands' constant is $\Theta(e^n)$, thus:

$$L_{n,N} = \frac{\sqrt{\sum_{i=1}^n \sigma_i^2(X_-)}}{\sqrt{\sum_{i=1}^n \sigma_i^2(E)}} = \frac{\sqrt{\sum_{i=2}^n \sigma_i^2(X_-) + \Theta(\sqrt{N-n+1}e^n)^2}}{\Theta(\sqrt{nN})}, \quad (85)$$

and the result follows. ■

Corollary 28 *In high dimensions, OLS estimation on data corresponding to S-w-SSCs has non-vanishing error in Frobenius norm.*

Proof Using Courant-Fischer and the fact that $\sigma_n(E) = \sqrt{N} - \sqrt{n-1}$ with high probability (see e.g., Rudelson (2014)) we conclude:

$$\begin{aligned} \|A - \hat{A}\|_F &= \|EX_-^*(X_-X_-^*)^{-1}\|_F \geq \frac{\|EX_-^*\|_F}{\sigma_1^2(X_-)} \geq \frac{\sigma_n(E)\|X_-\|_F}{\sigma_1^2(X_-)} \\ &= \frac{(\sqrt{N} - \sqrt{n-1})\sqrt{nN}e^n}{(N-n+1)e^n} = \frac{(\sqrt{N} - \sqrt{n-1})\sqrt{nN}}{(N-n+1)} > 0 \end{aligned}$$
■

6. Conclusion

We have managed to make significant progress in giving typical order explicit in N and n of various spectral statistics that determine performance of OLS. Although OLS is transient in spatially inseparable case but there does exist a sweet spot on length of the simulated trajectory so that the error is relatively small. In order to find that regime we will need to extend the typical order analysis in section 3 to higher typical sized rows.

References

Sheldon Axler. Down with determinants! *The American mathematical monthly*, 102(2): 139–154, 1995.

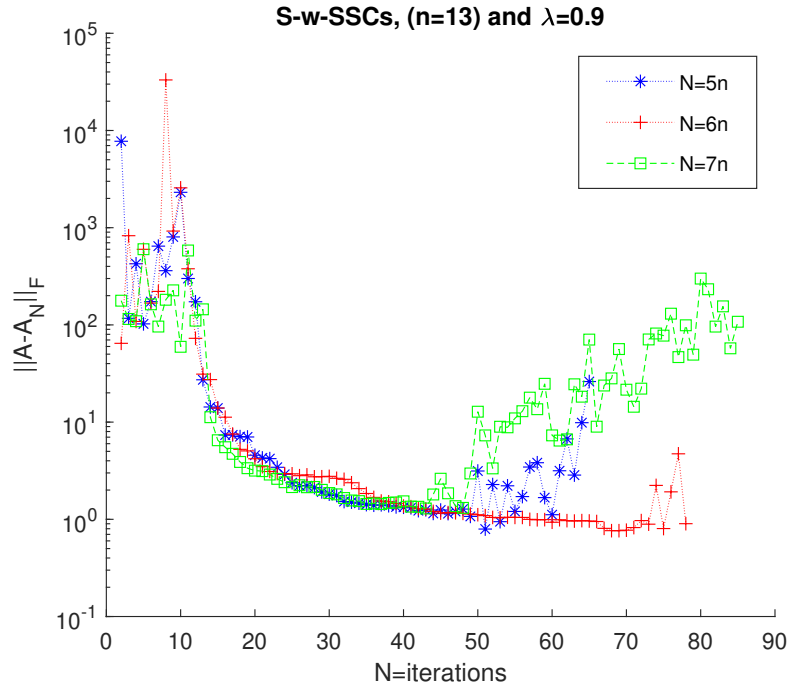


Figure 5: Estimation error worsening with increase in iterations

Sheldon Axler. *Linear algebra done right*. Springer Science & Business Media, 1997.

Gordon Blower and François Bolley. Concentration inequalities on product spaces with applications to markov processes. *arXiv preprint math/0505536*, 2005.

Hacene Djellout, Arnaud Guillin, Liming Wu, et al. Transportation cost-information inequalities and applications to random dynamical systems and diffusions. *Annals of Probability*, 32(3B):2702–2732, 2004.

Muhammad Abdullah Naeem and Miroslav Pajic. High dimensional geometry and limitations in system identification. *arXiv preprint arXiv:2305.12083*, 2023.

Muhammad Abdullah Naeem, Amir Khazraei, and Miroslav Pajic. From spectral theorem to statistical independence with application to system identification. *arXiv preprint arXiv:2310.10523*, 2023.

Dheeraj Nagaraj, Xian Wu, Guy Bresler, Prateek Jain, and Praneeth Netrapalli. Least squares regression with markovian data: Fundamental limits and algorithms. *Advances in neural information processing systems*, 33:16666–16676, 2020.

Samet Oymak and Necmiye Ozay. Revisiting ho–kalman-based system identification: Robustness and finite-sample analysis. *IEEE Transactions on Automatic Control*, 67(4): 1914–1928, 2021.

- Mark Rudelson. Recent developments in non-asymptotic theory of random matrices. *Modern aspects of random matrix theory*, 72:83, 2014.
- Tuhin Sarkar and Alexander Rakhlin. Near optimal finite time identification of arbitrary linear dynamical systems. In *International Conference on Machine Learning*, pages 5610–5618. PMLR, 2019.
- Tuhin Sarkar, Alexander Rakhlin, and Munther A Dahleh. Finite-time system identification for partially observed lti systems of unknown order. *arXiv preprint arXiv:1902.01848*, 2019.
- Max Simchowitz, Horia Mania, Stephen Tu, Michael I Jordan, and Benjamin Recht. Learning without mixing: Towards a sharp analysis of linear system identification. In *Conference On Learning Theory*, pages 439–473, 2018.
- Michel Talagrand. Transportation cost for gaussian and other product measures. *Geometric & Functional Analysis GAFA*, 6(3):587–600, 1996.
- Terence Tao, Van Vu, and Manjunath Krishnapur. Random matrices: Universality of esds and the circular law. 2010.
- Anastasios Tsiamis and George J Pappas. Linear systems can be hard to learn. In *2021 60th IEEE Conference on Decision and Control (CDC)*, pages 2903–2910. IEEE, 2021.
- Anastasios Tsiamis and George J Pappas. Online learning of the kalman filter with logarithmic regret. *IEEE Transactions on Automatic Control*, 2022.
- Van H Vu and Terence Tao. The condition number of a randomly perturbed matrix. In *Proceedings of the thirty-ninth annual ACM symposium on Theory of computing*, pages 248–255, 2007.

This figure "vareig2.PNG" is available in "PNG" format from:

<http://arxiv.org/ps/2312.05794v1>

This figure "vareig3.PNG" is available in "PNG" format from:

<http://arxiv.org/ps/2312.05794v1>

This figure "errcoversw92.jpg" is available in "jpg" format from:

<http://arxiv.org/ps/2312.05794v1>

This figure "transienthalfdisc.jpg" is available in "jpg" format from:

<http://arxiv.org/ps/2312.05794v1>

This figure "vareig.PNG" is available in "PNG" format from:

<http://arxiv.org/ps/2312.05794v1>