

Theoretical study of the $B^+ \rightarrow D^- D_s^+ \pi^+$ reaction

Xuan Luo,^{1,*} Ruitian Li,² and Hao Sun^{2,†}

¹*School of Physics and Optoelectronics Engineering, Anhui University,
Hefei, Anhui 230601, People's Republic of China*

²*Institute of Theoretical Physics, School of Physics, Dalian University of Technology,
No.2 Linggong Road, Dalian, Liaoning, 116024, People's Republic of China*

Prompted by the recent discoveries of $T_{c\bar{s}0}(2900)^{++}$ in the $D_s^+ \pi^+$ invariant mass distribution of $B^+ \rightarrow D^- D_s^+ \pi^+$ process, we present a model that hopes to help us investigate the nature of $T_{c\bar{s}0}(2900)^{++}$ by reproducing the mass distribution of $D^- \pi^+$, $D_s^+ \pi^+$ and $D^- D_s^+$ in $B^+ \rightarrow D^- D_s^+ \pi^+$ decays. The structure of the triangular singularity peak generated from the $\chi_{c1} D^{*+} K^{*+}$ loop near the $D^{*+} K^{*+}$ threshold is considered in our model may be the experimentally discovered resonance-like state structure $T_{c\bar{s}0}(2900)^{++}$. In addition, we employ a coupled-channel approach to describe the dominant contribution of the $D\pi$ S -wave amplitude, and also consider other excitations. Our model provides a well fit to the invariant mass distributions of $D^- \pi^+$, $D_s^+ \pi^+$ and $D^- D_s^+$ simultaneously.

I. INTRODUCTION

Over the last two decades, many resonance states have been discovered experimentally that cannot be explained by the traditional quark model [1–3]. These states are called exotic hadron states. The first to be discovered was the exotic state of $X(3872)$ observed by the Belle Collaboration in 2003 [4], which was later verified by other experiments [5–8].

In the year of 2020, the LHCb Collaboration reported the discovery of two new structures $X_0(2900)$ and $X_1(2900)$ in the $D^- K^+$ invariant mass distribution on the $B^+ \rightarrow D^+ D^- K^+$ process [9, 10]. Interestingly, both $X_0(2900)$ and $X_1(2900)$ are all fully open flavor states and their minimal quark components are four different quark $ud\bar{s}\bar{c}$. Therefore, many theoretical works have been dedicated to exploring their properties [11–21].

Recently, the LHCb collaboration studied the $B^0 \rightarrow \bar{D}^0 D_s^+ \pi^-$ and $B^+ \rightarrow D^- D_s^+ \pi^+$ processes [22, 23] and observed a new double-charged spin-0 open charm tetraquark candidate and a neutral partner in the $D_s \pi$ decay channel with their reported masses and widths:

$$\begin{aligned} T_{c\bar{s}0}(2900)^{++} : \quad & M = 2.922 \pm 0.014(\text{GeV}) \\ & \Gamma = 0.161 \pm 0.033(\text{GeV}), \end{aligned} \quad (1)$$

and

$$\begin{aligned} T_{c\bar{s}0}(2900)^0 : \quad & M = 2.871 \pm 0.012(\text{GeV}) \\ & \Gamma = 0.135 \pm 0.025(\text{GeV}), \end{aligned} \quad (2)$$

respectively.

From the process observed, the minimal quark components of the $T_{c\bar{s}0}(2900)^{++}$ and $T_{c\bar{s}0}(2900)^0$ are $c\bar{s}\bar{d}u$ and $c\bar{s}\bar{u}d$, respectively [22, 23]. The appearance of the exotic state has aroused the interest of numerous theoretical physicists, because the former particle is the first observed doubly charged tetraquark state. A number of theories have been proposed to provide further guidance to explore the nature of $T_{c\bar{s}0}(2900)$. Theoretical works have investigated $T_{c\bar{s}}(2900)$ properties using the QCD sum rule approach [24–26], suggesting that it could be a scalar tetraquark state of $c\bar{s}q\bar{q}$. And there is also a study that has investigated the tetraquark state properties of T_{cs} and $T_{c\bar{s}}$ under coupled-channel calculation based on the constituent-quark-model [27].

The authors in Ref. [28] proposed that $T_{c\bar{s}0}$ can be interpreted as a threshold effect resulting from the interaction between the $D^* K^*$ and $D_s^* \rho$ channels. It has been suggested that $T_{c\bar{s}0}$ could be a dynamical effect arising from the triangular singularity in Ref. [29]. Within the framework of the local hidden gauge approach, the authors studied the coupled-channel $D_s^* \rho - D^* K^*$ interactions [30]. Furthermore, the observed mass of $T_{c\bar{s}0}$ is closely aligned with the $D^* K^*$ threshold, suggesting that it has the potential to be a promising candidate for a molecular state composed of D^* and K^* . Then there were also numerous works investigating the nature of the molecular state of $T_{c\bar{s}0}$ [31–36]. In Ref. [37], the authors also analyzed the interpretation of $T_{c\bar{s}0}$ state as $D_s \rho$ hadronic molecules using the QCD sum rule method.

Until now, the nature of $T_{c\bar{s}0}(2900)^{++}$ has yet to be definitively determined and remains subject to ongoing investigations and research. Therefore, we hope that fitting the three invariant mass distributions from the experimental results will help us to determine the characteristics of $T_{c\bar{s}0}(2900)^{++}$.

* xuanluo@ahu.edu.cn

† haosun@dlut.edu.cn

It is significant to emphasize that the $D\pi$ S -wave significantly affected the $D\pi$ invariant mass distribution in the $B^+ \rightarrow D^- D_s^+ \pi^+$ process. In the experiment, the distribution of $D\pi$ S -wave was improved by introducing a 0^+ quasi-model-independent [38] description.

Thus, in this work, we have developed a model with few parameters that can be fitted simultaneously to the three invariant mass distributions $M_{D^-\pi^+}$, $M_{D_s^+\pi^+}$ and $M_{D^-D_s^+}$ in $B^+ \rightarrow D^- D_s^+ \pi^+$ process. We have taken into account Breit-Wigner (BW) amplitudes, a triangle loop amplitude associated with $T_{c\bar{s}0}(2900)^{++}$, and a unitary coupled channel effect related to $D\pi$ S -wave amplitude. The organization of the paper is as follows. In Sec. II, we present the theoretical formalism of the process $B^+ \rightarrow D^- D_s^+ \pi^+$. The numerical results of the calculations and discussion are presented in the Sec. III. At the end, we make a brief summary in the Sec. IV.

II. FRAMEWORK

We considered the contributions of the Feynman diagrams depicted in FIG. 1 to process $B^+ \rightarrow D_s^+ D^- \pi^+$. We derive the relevant amplitudes by writing the effective Lagrangians of the relevant hadrons and their matrix elements, then combining them in accordance with the time-ordered perturbation theory. We considered three kinds of mechanisms: the \bar{D}_J^* -excitations of FIG. 1(a), triangle loop of FIG. 1(b) and unitary coupled channel effect of $D\pi$ S -wave of FIG. 1(c). For convenience, here we use \bar{D}_J^* to describe this three mesons: $\bar{D}^*(2007)^0$, $\bar{D}_1^*(2600)$ and $\bar{D}_2^*(2460)$. We label the mass, width, energy, momentum and polarization vector of a particle A as m_A , Γ_A , E_A , \vec{p}_A and $\vec{\epsilon}_A$. The scattering amplitudes of all the Feynman diagrams that we are thinking about will be discussed below.

A. The mechanism of \bar{D}_J^* excitations

We take the Breit-Wigner forms to describe the \bar{D}_J^* excitation mechanisms of FIG. 1(a). In this work we have taken $\bar{D}^*(2007)^0$, $\bar{D}_1^*(2600)$ and $\bar{D}_2^*(2460)$ into consideration since the data [22] shows that they have effects on the final states invariant mass distributions in $B^+ \rightarrow D_s^+ D^- \pi^+$ process.

For $B^+ \rightarrow D_s^+ \bar{D}^*(2007)^0 [\bar{D}_1^*(2600)] (1^-)$ vertex only to be p -wave, and the decay of the $\bar{D}^*(2007)^0 [\bar{D}_1^*(2600)]$ to $D^- \pi^+$ also involves p -wave. The expressions for am-

plitudes $\bar{D}^*(2007)^0$ and $\bar{D}_1^*(2600)$ are:

$$\begin{aligned} A_{\bar{D}^*(2007)^0} &= c_{\bar{D}^*(2007)^0} \\ &\times \frac{\vec{p}_{D^-} \cdot \vec{p}_{D_s^+} f_{D^- \pi^+, \bar{D}^*(2007)^0}^1 f_{D_s^+ \bar{D}^*(2007)^0, B^+}^1}{E_{B^+} - E_{D_s^+} - E_{\bar{D}^*(2007)^0} + \frac{i}{2} \Gamma_{\bar{D}^*(2007)^0}} \\ A_{\bar{D}_1^*(2600)} &= c_{\bar{D}_1^*(2600)} \\ &\times \frac{\vec{p}_{D^-} \cdot \vec{p}_{D_s^+} f_{D^- \pi^+, \bar{D}_1^*(2600)}^1 f_{D_s^+ \bar{D}_1^*(2600), B^+}^1}{E_{B^+} - E_{D_s^+} - E_{\bar{D}_1^*(2600)} + \frac{i}{2} \Gamma_{\bar{D}_1^*(2600)}}, \end{aligned} \quad (3)$$

where both $c_{\bar{D}^*(2007)^0}$ and $c_{\bar{D}_1^*(2600)}$ are complex coupling constants that need to be fitted. Here we adopted the experimental energy-dependent width $\tilde{\Gamma}_{\bar{D}_1^*(2600)}$ and will discuss it later. Since the width of $\bar{D}^*(2007)^0$ is too small, we used the experimental value. The f_{ij}^L and $f_{ij,k}^L$ is the dipole form factors defined by:

$$\begin{aligned} f_{ij}^L &= \frac{1}{\sqrt{E_i E_j}} \left(\frac{\Lambda^2}{\Lambda^2 + q_{ij}^2} \right)^{2+L/2} \\ f_{ij,k}^L &\equiv f_{ij}^L / \sqrt{E_k} \\ F_{mn}^L &= \frac{1}{\sqrt{E_m E_n}} \left(\frac{\Lambda^2}{\Lambda^2 + \tilde{p}_m^2} \right)^{2+L/2} \end{aligned} \quad (4)$$

where $q_{ij}(\tilde{p}_m)$ is the momentum of $i(m)$ in the ij (total) center-of-mass (COM) frame; L is the orbital angular momentum of the ij pair system. In calculation, we take a cut-off for Λ and set it to common value of 1 GeV.

As the $\bar{D}_2^*(2460)$ resonance state with the $J^P = 2^+$, the $B^+ \rightarrow D_s^+ \bar{D}_2^*(2460)$ vertex should be parity-conserving with a d -wave which amplitude is given by:

$$\begin{aligned} A_{\bar{D}_2^*(2460)} &= c_{\bar{D}_2^*(2460)} \frac{\vec{p}_{D^-}^i \cdot \vec{p}_{D_s^+}^j \cdot \vec{\epsilon}_{\bar{D}_2^*(2460)}^{ij} \vec{p}_{D_s^+}^m \vec{p}_{D_s^+}^n \cdot \vec{\epsilon}_{\bar{D}_2^*(2460)}^{mn}}{E_B - E_{D_s^+} - E_{\bar{D}_2^*} + \frac{i}{2} \tilde{\Gamma}_{\bar{D}_2^*(2460)}} \\ &\times f_{D^- \pi^+, \bar{D}_2^*}^2 f_{D_s^+ \bar{D}_2^*, B^+}^2. \end{aligned} \quad (5)$$

Summing the spin of the polarization vector [39] of the tensor (2^+) meson takes non-relativistic approximation:

$$\begin{aligned} &\sum_{pol} \epsilon_{\mu\nu} \epsilon_{\mu'\nu'}^* \\ &= \frac{1}{2} \left(\tilde{\delta}_{\mu\mu'} \tilde{\delta}_{\nu\nu'} + \tilde{\delta}_{\mu\nu'} \tilde{\delta}_{\nu\mu'} \right) - \frac{1}{3} \tilde{\delta}_{\mu\nu} \tilde{\delta}_{\mu'\nu'}, \end{aligned} \quad (6)$$

then the amplitude of Eq. (5) becomes:

$$\begin{aligned} A_{\bar{D}_2^*(2460)} &= c_{\bar{D}_2^*(2460)} \frac{(\vec{p}_{D^-} \cdot \vec{p}_{D_s^+})^2 - \frac{1}{3} (\vec{p}_{D^-}^2 \vec{p}_{D_s^+}^2)}{E_B - E_{D_s^+} - E_{\bar{D}_2^*} + \frac{i}{2} \tilde{\Gamma}_{\bar{D}_2^*(2460)}} \\ &\times f_{D^- \pi^+, \bar{D}_2^*}^2 f_{D_s^+ \bar{D}_2^*, B^+}^2. \end{aligned} \quad (7)$$

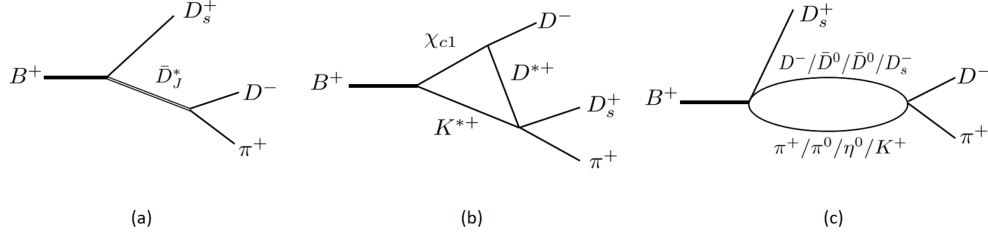


FIG. 1: $B^+ \rightarrow D^- D_s^+ \pi^+$ considered in this work: (a) \bar{D}_J^* [$\bar{D}^*(2007)^0, \bar{D}_2^*(2460), \bar{D}_1^*(2600)$] excitations; (b) triangle loop; (c) coupled-channel.

We use the mass-dependent running width [see details in [22]]:

$$\tilde{\Gamma}(M) = \Gamma_R \left(\frac{q(M)}{q_0} \right)^{2L'+1} \frac{m_R}{M} F'^2(M, L'), \quad (8)$$

where m_R and Γ_R are the mass and width of the resonance state, respectively. M is the invariant mass of $D^- \pi^+$ and we denote the orbital angular momentum between $D^- \pi^+$ system and D_s^+ by L' . The Blatt-Weisskopf form factor [40] F' takes:

$$F'(M, 1) = \sqrt{\frac{1 + z^2(M)}{1 + z_0^2}} \quad L = 1$$

$$F'(M, 2) = \sqrt{\frac{9 + 3z^2(M) + z^4(M)}{9 + 3z_0^2 + z_0^4}} \quad L = 2, \quad (9)$$

where $z(M) = pd$, $z_0 = p_0 d$, d takes the value used in the experiment of 3.0 GeV^{-1} [22], p is the momentum of particle D^- in the $M_{D^- \pi^+}$ frame, and q denotes the momentum of resonance state in the initial rest frame. The energy dependence widths of $\bar{D}_1^*(2600)$ and $\bar{D}_2^*(2460)$ are as follows:

$$\begin{aligned} & \tilde{\Gamma}_{\bar{D}_1^*(2600)} \\ &= \Gamma_{\bar{D}^*(2600)} \left(\frac{q_{\bar{D}^*(2600)}}{q_0} \right)^3 \frac{m_{\bar{D}^*(2600)}}{M_{D^- \pi^+}} F'^2(M_{D^- \pi^+}, 1) \\ & \tilde{\Gamma}_{\bar{D}_2^*(2460)} \\ &= \Gamma_{\bar{D}_2^*(2460)} \left(\frac{q_{\bar{D}_2^*(2460)}}{q_0} \right)^5 \frac{m_{\bar{D}_2^*(2460)}}{M_{D^- \pi^+}} F'^2(M_{D^- \pi^+}, 2). \end{aligned} \quad (10)$$

B. The mechanism of $T_{c\bar{s}0}^a(2900)^{++}$ amplitude

We consider the exotic state candidates $T_{c\bar{s}0}^a(2900)$ discovered in the experiment as triangle singularities. The amplitude of the triangle diagram in FIG. 1(b) for $B^+ \rightarrow$

$D_s^+ D^- \pi^+$ process is given by:

$$\begin{aligned} & A_{D^- D_s^+ \pi^+; B^+} \\ &= c T_{c\bar{s}0}^a(2900)^+ \int d\vec{p}_{\chi_{c1}} \frac{v(D_s^+ \pi; K^{*+} D^{*+}) v(D^{*+} D^-; \chi_{c1})}{E - E(K^{*+}) - E(D^{*+}) - E(D^-) + \frac{i}{2} \Gamma_{K^{*+}}} \\ & \times \frac{v(\chi_{c1} K^{*+}; B^+)}{E - E(\chi_{c1}) - E(K^{*+}) + \frac{i}{2} \Gamma_{K^{*+}} + \frac{i}{2} \Gamma_{\chi_{c1}}}, \end{aligned} \quad (11)$$

where the implicit summation of the spin of the intermediate particles are involved. E is the total energy in the COM frame and the energy $E_a(\vec{p}_a)$ is $\sqrt{\vec{p}_a^2 + m_a^2}$. $\vec{p}_{\chi_{c1}}$ is a loop momentum. The mass and width values of particles are taken from Particle Data Group (PDG) [41].

We use an s -wave interaction for $D^{*+}(1^-) K^{*+}(1^-) \rightarrow D_s^+(0^-) \pi^+(0^-)$ vertex:

$$v(D_s^+ \pi^+; K^{*+} D^{*+}) = \vec{\epsilon}_{D^{*+}} \cdot \vec{\epsilon}_{K^{*+}} J_1 f_{D_s^+ \pi^+}^0 J_2 f_{D^{*+} K^{*+}}^0. \quad (12)$$

The vertices of $\chi_{c1}(1^+) \rightarrow D^-(0^-) D^{*+}(1^-)$ (s -wave) and $B^+(0^-) \rightarrow \chi_{c1}(1^+) K^{*+}(1^-)$ (s -wave) processes are given as:

$$v(D^{*+} D^-; \chi_{c1}) = \vec{\epsilon}_{\chi_{c1}} \cdot \vec{\epsilon}_{D^{*+}} J_3 f_{D^- D^{*+}; \chi_{c1}}^0 \quad (13)$$

$$v(\chi_{c1} K^{*+}; B^+) = \vec{\epsilon}_{\chi_{c1}} \cdot \vec{\epsilon}_{K^{*+}} f_{\chi_{c1} K^{*+}; B^+}^0. \quad (14)$$

We use the $M \simeq 4684 \text{ MeV}$, $\Gamma \simeq 126 \text{ MeV}$ for $\chi_{c1}(4685)$ state.

We calculate the interaction vertices of Eq. (12) and Eq. (13) under the two-body COM frame, and then multiply by a kinematical factors of J_1 , J_2 and J_3 to account for the Lorentz transformation to the COM frame of three-body system [42, 43]. Further details can be found in Ref. [44].

C. The mechanism of coupled-channel $D\pi$ S -wave amplitude

For the $D\pi$ S -wave, experimental and theoretical results show that it cannot be described as a resonance state using a simple BW amplitude, so in this work we consider it as coupled channel effect which contains three channels: $D\pi - \bar{D}_s K - \bar{D}\eta$ in FIG. 1(c). We denote a meson(M)-meson(M) pair with J^P by MM(J^P), such that $D\pi(0^+)$ denotes a $D\pi$ pair with $J^P = 0^+$. The initial weak vertex $B^+(0^-) \rightarrow D\pi(0^+)D_s^+(0^-)$ (s -wave) is given as:

$$\nu_1 = c_{D\pi D_s^+, B^+}^{0+} \langle t_D^z t_\pi^z | \frac{1}{2} \frac{1}{2} \rangle f_{D\pi}^0 F_{D_s^+ B^+}^0, \quad (15)$$

where $c_{D\pi D_s^+, B^+}^{0+}$ is a complex coupling constant, $f_{D\pi}^0$ and $F_{D_s^+ B^+}^0$ are form factors presented in Eq. (4). An isospin Clebsch-Gordan coefficient is given by the bracket $\langle t_a^z t_a^z t_b^z | c^z d^z \rangle$ where t_a^z and t_b^z are the isospin and z -component of particle a , respectively.

We adopted the method in Ref. [45] to describe the hadron scattering process, which is also consistent with the principle of coupled-channel unitarity. We describe hadron interactions in a form that is not constrained by a particular model where all coupling constants are determined from experimental data.

The s -wave meson-meson interaction potential is given as:

$$\nu_{\beta, \alpha} = \langle t_{\beta_1}^z t_{\beta_1}^z t_{\beta_2}^z t_{\beta_2}^z | \frac{1}{2} \frac{1}{2} \rangle \langle t_{\alpha_1}^z t_{\alpha_1}^z t_{\alpha_2}^z t_{\alpha_2}^z | \frac{1}{2} \frac{1}{2} \rangle \times f_{\beta}^0(p') h_{\beta, \alpha} f_{\alpha}^0(p), \quad (16)$$

where α and β is represent three interaction channels $D\pi$, $\bar{D}_s K$ and $\bar{D}\eta$, α_1 and α_2 represent the two mesons in channel α . $h_{\beta, \alpha}$ represents the coupling constant between α and β channels. We describe the coupled-channel effect in terms of $[G^{-1}(E)]_{\beta\alpha} = \delta_{\beta\alpha} - h_{\beta, \alpha} \sigma_{\alpha}(E)$, where

$$\sigma_{\alpha}(E) = \sum_{t^z} \int dq q^2 \frac{\langle t_{\alpha_1}^z t_{\alpha_1}^z t_{\alpha_2}^z t_{\alpha_2}^z | \frac{1}{2} \frac{1}{2} \rangle^2 [f_{\alpha}^0(q)]^2}{E - E_{\alpha_1}(q) - E_{\alpha_2}(q) + i\epsilon}, \quad (17)$$

where \sum_{t^z} denotes summation of channels with different masses for $D^-\pi^+$ and $\bar{D}^0\pi^0$ charge conjugate. The vertex $D\pi$, $\bar{D}_s K$ and $\bar{D}\eta \rightarrow D^-\pi^+$ is:

$$\nu_2 = h_{D^-\pi^+, \alpha} \langle t_{\alpha_1}^z t_{\alpha_1}^z t_{\alpha_2}^z t_{\alpha_2}^z | \frac{1}{2} \frac{1}{2} \rangle f_{D\pi}^0 f_{\alpha}^0. \quad (18)$$

The amplitude for diagram of FIG. 1(c) is:

$$A_{D\pi} = 4\pi \sum_{\alpha, \beta}^{D\pi, \bar{D}_s K, \bar{D}\eta} h_{D^-\pi^+, \beta} c_{\alpha D_s^+, B^+}^{0+} f_{D^-\pi^+}^0 (p_{D^-}) \times \sigma_{\beta}(M_{D^-\pi^+}) G_{\beta\alpha}(M_{D^-\pi^+}) F_{D_s^+ B^+}^0. \quad (19)$$

D. Invariant mssd distributions of the $B^+ \rightarrow D_s^+ D^- \pi^+$ decay

With the amplitudes of the processes we considered above, we can get the total decay amplitude of $B^+ \rightarrow D_s^+ D^- \pi^+$ as below:

$$\mathcal{M} = c_b + \mathcal{M}_{\bar{D}^*(2007)^0} + \mathcal{M}_{\bar{D}_1^*(2600)} + \mathcal{M}_{\bar{D}_2^*(2460)} + \mathcal{M}_{T_{cs0}^a(2900)} + \mathcal{M}_{D\pi}, \quad (20)$$

where c_b is the complex coupling constant representing the contribution of the background in the experiment.

We use the following equation to calculating three-body differential decay width:

$$d^2\Gamma_M = \frac{1}{(2\pi)^3} \frac{1}{32E^3} |\mathcal{M}|^2 d^2M_{ab} d^2M_{bc}. \quad (21)$$

For a given value of m_{ab}^2 , the range of m_{bc}^2 is determined by:

$$(m_{bc}^2)_{\min} = (E_b^* + E_c^*)^2 - \left(\sqrt{E_b^{*2} - m_b^2} + \sqrt{E_c^{*2} - m_c^2} \right)^2$$

$$(m_{bc}^2)_{\max} = (E_b^* + E_c^*)^2 - \left(\sqrt{E_b^{*2} - m_b^2} - \sqrt{E_c^{*2} - m_c^2} \right)^2, \quad (22)$$

where E_b^* and E_c^* are the energies of particles b and c in the COM frame of the ab pair, respectively.

III. RESULTS

We simultaneously fit the theoretical model of $B^+ \rightarrow D^- D_s^+ \pi^+$ process with the three experimental results of $M_{D^-\pi^+}$, $M_{D_s^+\pi^+}$ and $M_{D^- D_s^+}$ distributions. Theoretical model includes three Breit-Wigner amplitudes, one triangle loop amplitude of $T_{cs0}^a(2900)^{++}$ and one unitary coupled channel effect of $D\pi$ S -wave amplitude. All amplitudes contain the product of the overall factors of a complex coupling coefficient. In the absence of other experimental inputs, we determine the complex factors by fitting the available data. We take a complex coupling constant(c_b) for the amplitude in order to represent the background contribution that is considered in the experiment. For different β channels, we represent $h_{D^-\pi^+, \beta}$ in Eq. 19 as the three parameters $h_{D^-\pi^+, \beta(D\pi)}$, $h_{D^-\pi^+, \beta(\bar{D}_s K)}$ and $h_{D^-\pi^+, \beta(\bar{D}\eta)}$ in Table I. In the coupling coefficient of $h_{\beta, \alpha}$ in the $G_{\beta, \alpha}$ term of Eq. 19, since α and β contain three interaction channels $D\pi$, $\bar{D}_s K$ and $\bar{D}\eta$, there are six parameters $h_{D\pi, D\pi}$, $h_{D\pi, \bar{D}_s K}$, $h_{D\pi, \bar{D}\eta}$, $h_{\bar{D}_s K, \bar{D}_s K}$, $h_{\bar{D}_s K, \bar{D}\eta}$ and $h_{\bar{D}\eta, \bar{D}\eta}$, which are listed in Table I. Regarding the Λ in the form factors, we adopted a classical value of 1 GeV. At last, our default model

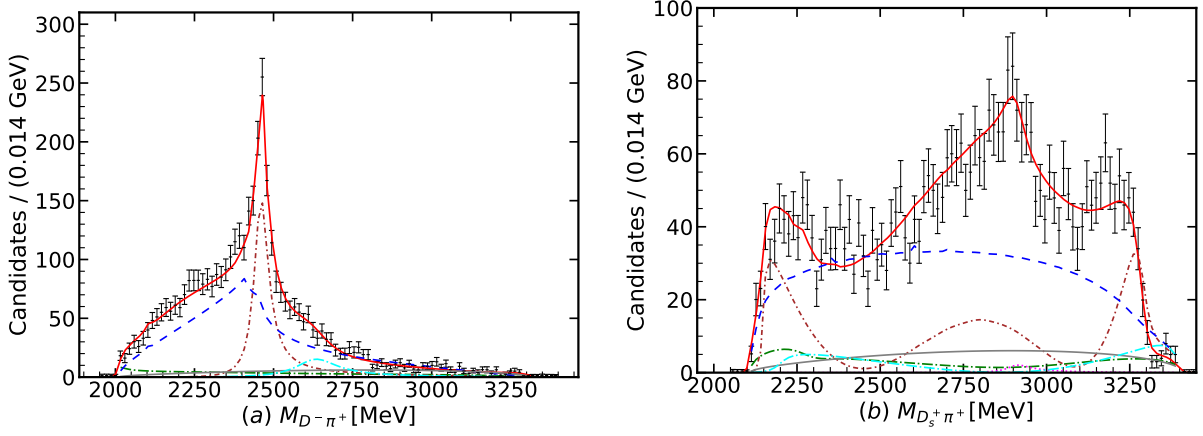


FIG. 2: Comparison with the LHCb data [22] for $B^+ \rightarrow D^- D_s^+ \pi^+$; (a) $D^- \pi^+$, (b) $D_s^+ \pi^+$ and (c) $D^- D_s^+$ invariant mass distributions. The red solid curve is from the full model, smeared with the bin width. Contributions from FIG. 1(a) are $\bar{D}^*(2007)^0$ [green dashdot], $\bar{D}_1^*(2600)$ [aqua dashdot], and $\bar{D}_2^*(2460)$ [brown dashdotted]. Contribution is from FIG. 1(b) that includes triangle loop of $T_{c\bar{s}0}^a(2900)^{++}$ [magenta dotted]. Contribution is from FIG. 1(c) that includes $D\pi$ (s -wave) [blue dotted]. Contribution is from background [grey solid].

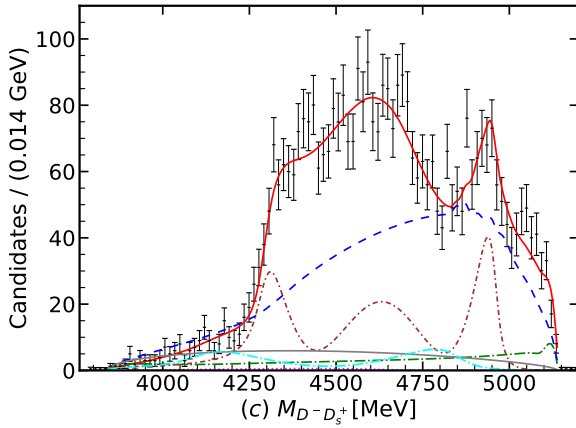


FIG. 3: This figure is a continuation from FIG. 2.

was refined to include a total of 17 parameters. Subsequently, we determined the coupling constants from the fit and present numerical results in the Table I.

The mass distribution results as shown in FIG. 2 and FIG. 3 are in quite good agreement with the LHCb data, in which the default model is represented by a red solid curves. The fit quality is $\chi^2/\text{ndf} = (96.29 + 111.29 + 78.01)/(99 \times 3 - 17) \simeq 1.02$, where three χ^2 s are from comparing to the $M_{D^- \pi^+}$, $M_{D_s^+ \pi^+}$ and $M_{D^- D_s^+}$ distributions, respectively; 'ndf' represents the number of bins subtracted by the number of fitting parameters. We have taken into account the smearing effect by applying bin widths to theoretical curves for the default model. Over-

all, the contributions of $\bar{D}_2^*(2460)$ in FIG. 1(a) [brown dashdotted] and FIG. 1(c) for $D\pi$ S -wave [blue dotted] dominate the whole process.

In the distribution of $M_{D^- \pi^+}$ 2(a), we can clearly note that the contribution of the resonant state $\bar{D}_2^*(2460)$ leads to a sharp peak near 2.46 GeV. A significant fraction of the amplitude below the energy range of 2.46 GeV is attributed to the contributions from the $D\pi$ S -wave amplitude. In addition, $\bar{D}_1^*(2600)$ also leads to a comparable peak near 2.6 GeV. They are indispensable to get a satisfactory fit result.

Then in the $M_{D_s^+ \pi^+}$ distribution of B^+ decay. The triangular singularity generates a distinct resonance-like peak near the position of 2.9 GeV corresponding to $T_{c\bar{s}0}^a(2900)^{++}$. The other contribution of $\bar{D}_1^*(2600)$ is helpful in improving the cusp in the 3.2 GeV region in FIG. 2(b). The contribution of coupled channel effect of $D\pi$ S -wave is a large fraction in the whole process. So, for the decay process of fitting $B^+ \rightarrow D^- D_s^+ \pi^+$, it is evident that the most crucial aspect is the amplitude contribution of $D\pi$ S -wave. From the fitting results, it appears that our theoretical model provides a highly satisfactory explanation.

Every \bar{D}_J^* resonance state in our analysis is modeled using the BW form and is able to accurately match the experimental data. All known \bar{D}_J^* mesons are considered in the experimental model, but the broad $D_0^*(2300)$ state is not included. Because recent experimental studies [38] and theoretical analyses [46, 47] suggest that the $D_0^*(2300)$ resonance state is not adequately represented

TABLE I: Parameter values for $B^+ \rightarrow D^- D_s^+ \pi^+$ models.

Parameters	Values
$c_{\bar{D}^*(2007)^0}$	$0.84 - 3.41 i$
$c_{\bar{D}_1^*(2600)}$	$-0.62 + 1.15 i$
$c_{\bar{D}_2^*(2460)}$	$(0.18 \times 10^{-5} - 0.87 \times 10^{-5} i) \text{ GeV}^{-2}$
$c_{T_{c\bar{s}0}^a(2900)^{++}}$	$(-9.83 - 4.72 i) \text{ GeV}^2$
c_b	$66.03 - 27.74 i$
$c_{D\pi D_s^+, B^+}^{0+}$	$42.91 - 0.67 i$
$h_{D^-\pi^+, \beta(D\pi)}$	0.989
$h_{D^-\pi^+, \beta(\bar{D}_s K)}$	1.010
$h_{D^-\pi^+, \beta(\bar{D}\eta)}$	0.98
$c_{\bar{D}_s K D_s^+, B^+}^{0+}$	$-25.45 + 0.92 i$
$c_{\bar{D}\eta D_s^+, B^+}^{0+}$	$-28.80 + 0.44 i$
$h_{D\pi, D\pi}$	36.99
$h_{D\pi, \bar{D}_s K}$	-16.21
$h_{D\pi, \bar{D}\eta}$	-19.55
$h_{\bar{D}_s K, \bar{D}_s K}$	6.35
$h_{\bar{D}_s K, \bar{D}\eta}$	21.60
$h_{\bar{D}\eta, \bar{D}\eta}$	11.93
Λ	1.00 GeV (fixed)

by a simple BW lineshape. For the $D\pi$ S -wave in the experiment, a quasi-model-independent (qMI) parameterization is employed. This approach divides the $M_{D\pi}$ range into k slices, see Ref. [38] for more details. We tried to describe the $D\pi$ S -wave as the BW amplitude of $D_0^*(2300)$ resonance state and the fit value of its simultaneous fit to three invariant mass distributions is $\chi^2/\text{ndf} = (207.38 + 425.27 + 298.22)/(99 \times 3 - 14) \simeq 3.29$. Thus, the BW amplitude is really not a good representation of the $D\pi$ S -wave.

We examine if the fit is stable against changing the form factor. Instead of $\Lambda = 1000$ MeV (cutoff) in all the dipole form factors of the default model, we fit the data with $\Lambda = 800, 1250$, and 1500 MeV. As seen in FIG. 4 for the $M_{D_s^+ \pi^+}$ distribution, while the sharpness of the $T(2900)$ peak is somewhat sensitive to the cutoff value, the fit is reasonably stable overall. Similarly, stable fits

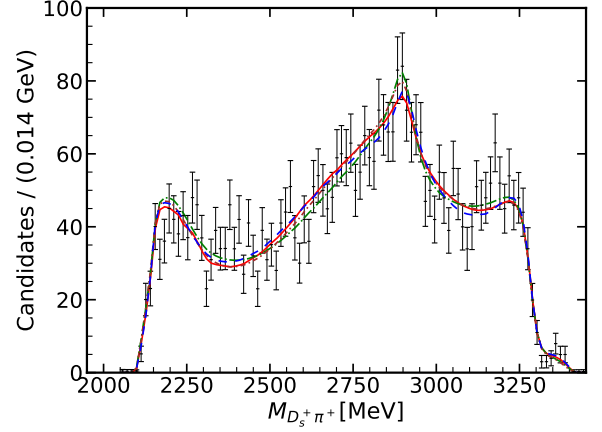


FIG. 4: The $M_{D_s^+ \pi^+}$ distribution from the fits with different cutoff (Λ) values in the dipole form factors. The blue dotted, red solid, green dotted, and brown dash-dotted curves are obtained with $\Lambda = 800, 1000, 1250$, and 1500 MeV, respectively. Other features are the same as those in FIG. 2(b).

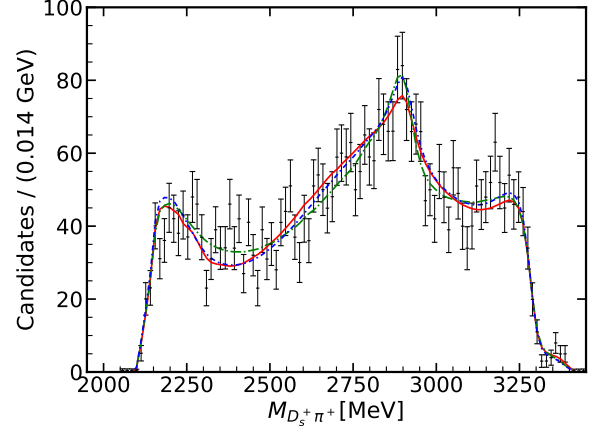


FIG. 5: The $M_{D_s^+ \pi^+}$ distribution from the fits with different form factors. The red solid, blue dotted, and green dash-dotted curves are obtained with dipole, monopole and Gaussian, respectively. Other features are the same as those in FIG. 2(b).

are also obtained for the $M_{D^-\pi^+}$ and $M_{D^- D_s^+}$ distributions. We also used monopole and Gaussian form factors with $\Lambda = 1000$ MeV, and confirmed that the result is very similar to the case of dipole form factor. The result is shown in FIG. 5.

In order to have a thorough understanding of the model, we refit the total amplitude after taking into account the cutoff Λ and the parameter d in the fit and the

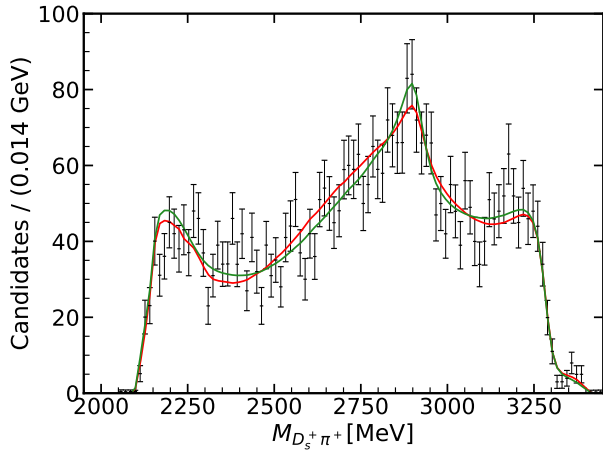


FIG. 6: The figure shows the $M_{D_s^+ \pi^+}$ distribution obtained from the combined fit of the different models, with the red curve representing the default model and the green curve representing the variation of the Λ and d parameters included in the fit over a reasonable range.

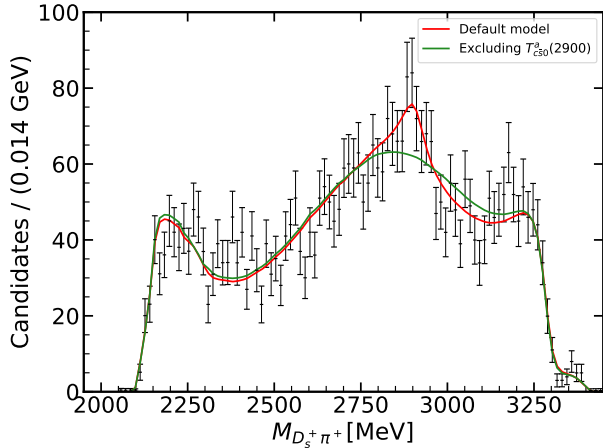


FIG. 7: The $M_{D_s^+ \pi^+}$ distribution from combined fits for different models is shown, with the red curve representing the full model and the green curve representing the full model with $T_{c\bar{s}0}^a(2900)^{++}$ contribution removed.

result for the $M_{D_s^+ \pi^+}$ distribution is shown in FIG. 6. We explored the variation of the parameter d in the range 1.5 to 5 GeV and Λ in the range 500 to 2000 MeV. From the results it looks like it will improve the sharp at 2.9 GeV, overall it looks the same as in the default model in

FIG. 2(b).

In order to test the importance of $T_{c\bar{s}0}^a(2900)^{++}$, we refit the total amplitude after removing the amplitude of $T_{c\bar{s}0}^a(2900)^{++}$ and the result is shown in FIG. 7 that we compare the $M_{D_s^+ \pi^+}$ contribution of the default model with the amplitude that does not include $T_{c\bar{s}0}^a(2900)^{++}$. The fit quality is $\chi^2/\text{ndf} = (93.23 + 130.06 + 80.39)/(99 \times 3 - 17) \simeq 1.08$. The value of χ^2 in the $M_{D_s^+ \pi^+}$ distribution increases from 111.29 to 130.06, and it is clear from the FIG. 7 that the fit result becomes significantly worse around 2.9 GeV energy region. Despite its minimal fraction in FIG. 2(b), it still played a role in improving the shape of the peak at the 2.9 GeV area.

IV. CONCLUSION

We have made a theoretical study of the $B^+ \rightarrow D^- D_s^+ \pi^+$ reaction recently researched by the LHCb. The triangular loop mechanism in the model causes a TS peak near the $D^{*+} K^{*+}$ threshold that fits well the peak at 2900 MeV in the invariant mass distribution of $D_s^+ \pi^+$ data. In order to investigate the consistency of our model with experimental measurements, we investigate the $D^- \pi^+$, $D_s^+ \pi^+$ and $D^- D_s^+$ invariant mass distributions and fit the experimental data using the parameters mentioned in the formula, and found that there is agreement with experiment at the peaks and dips in all three invariant mass distributions. We use a unitary coupled-channel model to characterize the main amplitude contribution of the $D\pi$ S-wave, and obtain good fitting results with as few parameters as possible, which also shows that it is reasonable to use the coupled-channel model to describe the amplitude of the $D\pi$ S-wave.

Moreover, we have compared the default model with another model that eliminates the contribution of $T_{c\bar{s}0}^a(2900)^{++}$ to confirm the necessity of both amplitudes in our default model. The results indicate that the contribution of $T_{c\bar{s}0}^a(2900)^{++}$ is crucial.

ACKNOWLEDGMENTS

XL is supported by the National Natural Science Foundation of China under Grant No. 12205002. HS is supported by the National Natural Science Foundation of China (Grant No.12075043, No.12147205).

-
- [1] P. D. Group, R. L. Workman, V. D. Burkert, *et al.*, Progress of Theoretical and Experimental Physics **2022**, 083C01 (2022), <https://academic.oup.com/ptep/article-pdf/2022/8/083C01/49175539/ptac097.pdf>.
- [2] F.-K. Guo, C. Hanhart, U.-G. Meißner, Q. Wang, Q. Zhao, and B.-S. Zou, Rev. Mod. Phys. **90**, 015004 (2018), [Erratum: Rev.Mod.Phys. 94, 029901 (2022)], arXiv:1705.00141 [hep-ph].
- [3] A. Hosaka, T. Iijima, K. Miyabayashi, Y. Sakai, and S. Yasui, PTEP **2016**, 062C01 (2016), arXiv:1603.09229 [hep-ph].
- [4] S. K. Choi *et al.* (Belle), Phys. Rev. Lett. **91**, 262001 (2003), arXiv:hep-ex/0309032.
- [5] B. Aubert *et al.* (BaBar), Phys. Rev. Lett. **93**, 041801 (2004), arXiv:hep-ex/0402025.
- [6] D. Acosta *et al.* (CDF), Phys. Rev. Lett. **93**, 072001 (2004), arXiv:hep-ex/0312021.
- [7] V. M. Abazov *et al.* (D0), Phys. Rev. Lett. **93**, 162002 (2004), arXiv:hep-ex/0405004.
- [8] R. Aaij *et al.* (LHCb), Eur. Phys. J. C **72**, 1972 (2012), arXiv:1112.5310 [hep-ex].
- [9] R. Aaij *et al.* (LHCb), Phys. Rev. Lett. **125**, 242001 (2020), arXiv:2009.00025 [hep-ex].
- [10] R. Aaij *et al.* (LHCb), Phys. Rev. D **102**, 112003 (2020), arXiv:2009.00026 [hep-ex].
- [11] X.-G. He, W. Wang, and R. Zhu, Eur. Phys. J. C **80**, 1026 (2020), arXiv:2008.07145 [hep-ph].
- [12] M. Karliner and J. L. Rosner, Phys. Rev. D **102**, 094016 (2020), arXiv:2008.05993 [hep-ph].
- [13] G. Yang, J. Ping, and J. Segovia, Phys. Rev. D **103**, 074011 (2021), arXiv:2101.04933 [hep-ph].
- [14] B. Wang and S.-L. Zhu, Eur. Phys. J. C **82**, 419 (2022), arXiv:2107.09275 [hep-ph].
- [15] L. R. Dai, R. Molina, and E. Oset, Phys. Lett. B **832**, 137219 (2022), arXiv:2202.00508 [hep-ph].
- [16] X.-H. Liu, M.-J. Yan, H.-W. Ke, G. Li, and J.-J. Xie, Eur. Phys. J. C **80**, 1178 (2020), arXiv:2008.07190 [hep-ph].
- [17] Z.-G. Wang, Int. J. Mod. Phys. A **35**, 2050187 (2020), arXiv:2008.07833 [hep-ph].
- [18] J.-R. Zhang, Phys. Rev. D **103**, 054019 (2021), arXiv:2008.07295 [hep-ph].
- [19] J. He and D.-Y. Chen, Chin. Phys. C **45**, 063102 (2021), arXiv:2008.07782 [hep-ph].
- [20] Y. Xue, X. Jin, H. Huang, and J. Ping, Phys. Rev. D **103**, 054010 (2021), arXiv:2008.09516 [hep-ph].
- [21] Q.-F. Lü, D.-Y. Chen, and Y.-B. Dong, Phys. Rev. D **102**, 074021 (2020), arXiv:2008.07340 [hep-ph].
- [22] R. Aaij *et al.* (LHCb), Phys. Rev. D **108**, 012017 (2023), arXiv:2212.02717 [hep-ex].
- [23] R. Aaij *et al.* (LHCb), Phys. Rev. Lett. **131**, 041902 (2023), arXiv:2212.02716 [hep-ex].
- [24] X.-S. Yang, Q. Xin, and Z.-G. Wang, Int. J. Mod. Phys. A **38**, 2350056 (2023), arXiv:2302.01718 [hep-ph].
- [25] D.-K. Lian, W. Chen, H.-X. Chen, L.-Y. Dai, and T. G. Steele, (2023), arXiv:2302.01167 [hep-ph].
- [26] F.-X. Liu, R.-H. Ni, X.-H. Zhong, and Q. Zhao, Phys. Rev. D **107**, 096020 (2023), arXiv:2211.01711 [hep-ph].
- [27] P. G. Ortega, D. R. Entem, F. Fernandez, and J. Segovia, (2023), arXiv:2305.14430 [hep-ph].
- [28] R. Molina and E. Oset, Phys. Rev. D **107**, 056015 (2023), arXiv:2211.01302 [hep-ph].
- [29] Y.-H. Ge, X.-H. Liu, and H.-W. Ke, Eur. Phys. J. C **82**, 955 (2022), arXiv:2207.09900 [hep-ph].
- [30] M.-Y. Duan, M.-L. Du, Z.-H. Guo, E. Wang, and D.-Y. Chen, (2023), arXiv:2307.04092 [hep-ph].
- [31] R. Chen and Q. Huang, (2022), arXiv:2208.10196 [hep-ph].
- [32] H.-W. Ke, Y.-F. Shi, X.-H. Liu, and X.-Q. Li, Phys. Rev. D **106**, 114032 (2022), arXiv:2210.06215 [hep-ph].
- [33] Z.-L. Yue, C.-J. Xiao, and D.-Y. Chen, Phys. Rev. D **107**, 034018 (2023), arXiv:2212.03018 [hep-ph].
- [34] S. S. Agaev, K. Azizi, and H. Sundu, Phys. Rev. D **107**, 094019 (2023), arXiv:2212.12001 [hep-ph].
- [35] M.-Y. Duan, E. Wang, and D.-Y. Chen, (2023), arXiv:2305.09436 [hep-ph].
- [36] Z.-L. Yue, C.-J. Xiao, and D.-Y. Chen, Eur. Phys. J. C **83**, 769 (2023), arXiv:2308.15355 [hep-ph].
- [37] S. S. Agaev, K. Azizi, and H. Sundu, J. Phys. G **50**, 055002 (2023), arXiv:2207.02648 [hep-ph].
- [38] R. Aaij *et al.* (LHCb), Phys. Rev. D **94**, 072001 (2016), arXiv:1608.01289 [hep-ex].
- [39] R. Molina, D. Nicmorus, and E. Oset, Phys. Rev. D **78**, 114018 (2008), arXiv:0809.2233 [hep-ph].
- [40] F. Von Hippel and C. Quigg, Phys. Rev. D **5**, 624 (1972).
- [41] R. L. Workman and Others (Particle Data Group), PTEP **2022**, 083C01 (2022).
- [42] B. D. Keister and W. N. Polyzou, Adv. Nucl. Phys. **20**, 225 (1991).
- [43] J.-J. Wu and T. S. H. Lee, Phys. Rev. C **88**, 015205 (2013), arXiv:1303.4967 [nucl-th].
- [44] H. Kamano, S. X. Nakamura, T. S. H. Lee, and T. Sato, Phys. Rev. D **84**, 114019 (2011), arXiv:1106.4523 [hep-ph].
- [45] S. X. Nakamura and J. J. Wu, (2022), arXiv:2208.11995 [hep-ph].
- [46] M.-L. Du, F.-K. Guo, C. Hanhart, B. Kubis, and U.-G. Meißner, Phys. Rev. Lett. **126**, 192001 (2021), arXiv:2012.04599 [hep-ph].
- [47] L. Liu, K. Orginos, F.-K. Guo, C. Hanhart, and U.-G. Meissner, Phys. Rev. D **87**, 014508 (2013), arXiv:1208.4535 [hep-lat].