

PsyChat: A Client-Centric Dialogue System for Mental Health Support

Huachuan Qiu^{1,2}, Anqi Li^{1,2}, Lizhi Ma², Zhenzhong Lan^{2,†}

¹Zhejiang University, Hangzhou, China

²School of Engineering, Westlake University, Hangzhou, China

{qiuhuachuan, lanzhenzhong}@westlake.edu.cn

Abstract—Dialogue systems are increasingly integrated into mental health support to help clients facilitate exploration, gain insight, take action, and ultimately heal themselves. For a dialogue system to be practical and user-friendly, it should be client-centric, focusing on the client’s behaviors. However, existing dialogue systems publicly available for mental health support often concentrate solely on the counselor’s strategies rather than the behaviors expressed by clients. This can lead to the implementation of unreasonable or inappropriate counseling strategies and corresponding responses from the dialogue system. To address this issue, we propose PsyChat, a client-centric dialogue system that provides psychological support through online chat. The client-centric dialogue system comprises five modules: *client behavior recognition*, *counselor strategy selection*, *input packer*, *response generator* intentionally fine-tuned to produce responses, and *response selection*. Both automatic and human evaluations demonstrate the effectiveness and practicality of our proposed dialogue system for real-life mental health support. Furthermore, we employ our proposed dialogue system to simulate a real-world client-virtual-counselor interaction scenario. The system is capable of predicting the client’s behaviors, selecting appropriate counselor strategies, and generating accurate and suitable responses, as demonstrated in the scenario.

Index Terms—dialogue system, client-centric, mental health support, client behavior recognition, counselor strategy selection

I. INTRODUCTION

Mental health [1] is a growing concern in our fast-paced and digitally connected world. However, traditional mental health support services often face challenges related to accessibility, affordability, and stigma. Many individuals are hesitant to seek help due to these barriers, leaving their mental well-being at risk. With the increasing demand for mental health support, there is a pressing need for innovative approaches to effectively meet this demand.

Dialogue systems are increasingly integrated into mental health support to assist clients in exploring, gaining insight, taking action, and ultimately facilitating self-healing [2]. A practical and user-friendly dialogue system should be client-centric, focusing on the client’s behaviors. However, existing dialogue systems [3]–[5] for mental health support often concentrate solely on counselors’ strategies, frequently overlooking the behaviors expressed by clients. This tendency leads to the adoption of unreasonable or inappropriate counseling strategies and corresponding responses from the dialogue

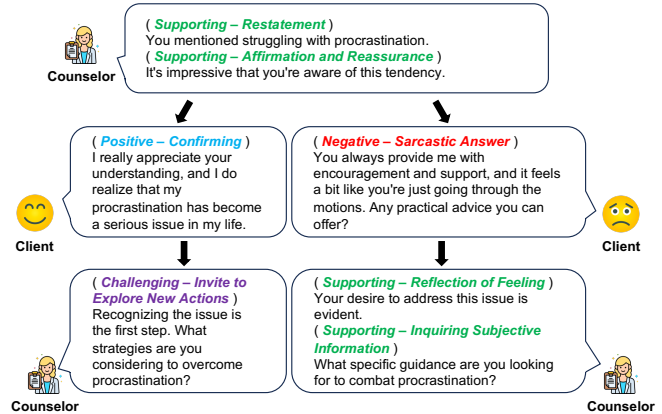


Fig. 1. An illustration depicting how a counselor tailors strategies in response to the behaviors exhibited by the client.

system. To be more specific, a practical and user-friendly dialogue system should prioritize the consideration of clients’ states. Therefore, it should adjust its strategies based on the clients’ current behaviors, mimicking human counselors, as illustrated in Figure 1.

In light of this, we introduce PSYCHAT, a client-centric dialogue system designed to provide psychological support through online chat. The client-centric dialogue system consists of five modules: client behavior recognition, counselor strategy selection, input packer, response generator, and response selection. The response generation module is intentionally fine-tuned using synthetic and real-life dialogue datasets. The primary contributions of this paper are as follows:

- To the best of our knowledge, we are the first to propose a client-centric dialogue system for mental health support, with a priority on considering the client’s behaviors.
- We optimize collaboration among modules by conducting extensive experiments to identify the optimal model for each. These selected models are then integrated to form a cohesive dialogue system dedicated to mental health.
- Automatic and human evaluations demonstrate the effectiveness and practicality of our developed dialogue system. Therefore, we release our code and model¹ to facilitate research in mental health support.

[†] Corresponding Author.

¹<https://github.com/qiuhuachuan/PsyChat>

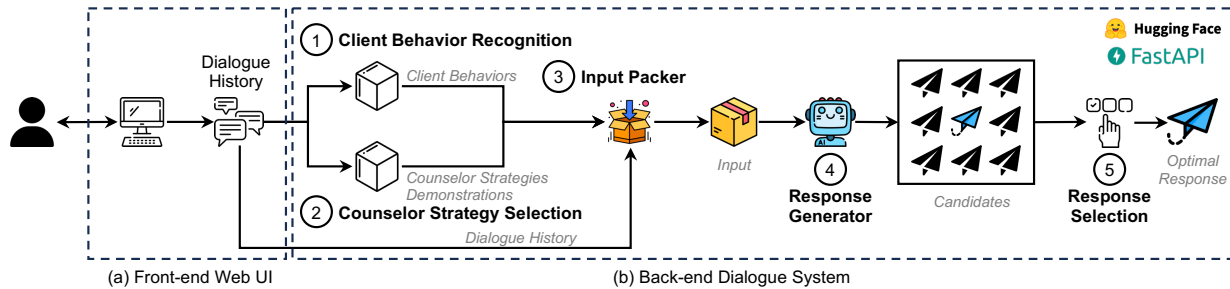


Fig. 2. Architecture of the client-centric dialogue system. It contains two main parts: (a) Front-end web UI and (b) Back-end dialogue system, which is implemented with Huggingface and FastAPI packages.

II. RELATED WORK

While the development of integrated dialogue systems for mental health support remains unexplored, we provide a summary of related work on constructing a dialogue system for mental health support, examining it from the perspectives of dataset and dialogue model.

a) *Dataset*: Due to privacy concerns in mental health, the majority of dialogue datasets for mental health support are obtained from public social platforms, crowdsourcing, and data synthesis. Dialogue datasets collected from public social platforms include the PsyQA dataset [3]. The crowdsourcing process involves high costs and time, with the ESConv dataset [4] being a typical example. Data synthesis is an effective approach in the era of large language models, often resulting in a large-scale corpus. Some typical datasets include AugESC [5], SmileChat [6], and SoulChat [7]. Fortunately, a real-world counseling dataset named Xinling [9] is conditionally open-sourced and necessitates users interested in utilizing it to sign a data usage agreement.

b) *Dialogue Model*: Open-source dialogue models for mental health support contribute novel additions to the research community, including MeChat [6], SoulChat [7], and ChatCounselor [8].

III. A CLIENT-CENTRIC DIALOGUE SYSTEM FOR MENTAL HEALTH SUPPORT

The detailed architecture of the client-centric dialogue system for mental health support is illustrated in Figure 2, which comprises five modules: **client behavior recognition** (§III-A), **counselor strategy selection** (§III-B), **input packer** (§III-C), **response generator** (§III-D) intentionally fine-tuned for response generation, and **response selection** (§III-E).

Given a dialogue history, $\{u_1^T, u_2^R, u_3^T, u_4^R, \dots, u_{t-1}^R, u_t^T\}$, ending with the last utterance spoken by the client in a dialogue between a client and a dialogue system, the motivation behind a client-centric dialogue system is to *accurately identify the client’s behavior* and *select the appropriate counseling strategy*. Here, T and R refer to the client and counselor, respectively, derived from the last characters in the words “client” and “counselor”. For brevity, this convention will be consistently used thereafter and not repeated.

Therefore, to comprehend both clients’ behaviors and counselors’ strategies in text-based counseling conversations, we propose utilizing the publicly available counseling conversational dataset, Xinling [9], which is annotated with rich labels containing information on clients’ behaviors and counselors’ strategies. For detailed definitions of these labels, please refer to the paper [9].

To enhance the practicality of the response generator for mental health support, we advocate a two-stage fine-tuning approach, considering the limited availability of actual counseling dialogues. In the initial phase, we propose using a large-scale, close-to-real-life multi-turn dialogue dataset, SmileChat [6], which is publicly accessible, for warm-up parameter-efficient fine-tuning. Subsequently, to better align with real-world application scenarios, we employ the Xinling dataset, consisting of authentic dialogues, for the second-stage downstream parameter-efficient fine-tuning.

Note that the classifier for client behavior recognition can be used to label the client’s behaviors in SmileChat. However, an auxiliary task is required to label the counselor’s strategies in SmileChat. Therefore, we introduce an **auxiliary task: counselor strategy recognition**, which is illustrated in §III-F.

A. Client Behavior Recognition

Considering a dialogue history ending with the last utterance spoken by the client between a client and a dialogue system, as illustrated in Equation 1, the goal is to accurately identify the client’s behaviors.

$$D_h = \{u_1^T, u_2^R, u_3^T, u_4^R, \dots, u_{t-1}^R, u_t^T\} \quad (1)$$

Therefore, the dialogue context can be formulated as follows:

$$D_c = \{u_1^T, u_2^R, u_3^T, u_4^R, \dots, u_{t-1}^R\} \quad (2)$$

To construct training, validation, and test sets, each sample is represented as $(x_i, Y_i) \in \mathcal{D}_{\text{client}}$, where Y_i is the subset in the label space of clients’ behaviors introduced in Xinling. In reality, there are possibly multiple sentences in the client’s utterance, and each sentence accordingly maps to a single label. To simplify the classification task, we restructure the clients’ lengthy utterances, originally labeled with multiple categories, into pairs of sentences and corresponding labels.

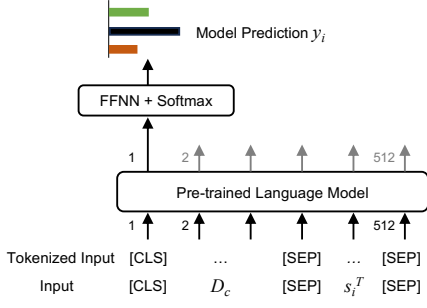


Fig. 3. Mechanism of client behavior recognition.

Specifically, given a i -th sentence in the client's utterance, we can obtain (s_i^T, y_i) , where $s_i^T \in u_i^T$ and y_i is the label of clients' behaviors. Thus, we represent the input for client behavior prediction as follows:

$$x_i = [D_c; [\text{SEP}]; s_i^T] \quad (3)$$

where $[\cdot]$ denotes the operation of textual concatenation.

The mechanism of client behavior recognition is presented in Figure 3. To facilitate a dialogue system in understanding the client's states, we train a fully-connected feed-forward neural network (FFNN) with a softmax activation function to identify clients' behaviors based on a pre-trained language model.

B. Counselor Strategy Selection

A dialogue session with a golden response spoken by the counselor can be formulated as follows:

$$D_s = \{u_1^T, u_2^R, u_3^T, u_4^R, \dots, u_{t-1}^T, u_t^R, R_g\} \quad (4)$$

where R_g represents the ground truth (a.k.a golden response) spoken by the counselor.

To recap, strategies behind a counselor's response contain explicit strategies with specific label descriptions and implicit strategies hidden in the dialogue session. If we use a dialogue history to predict the counselor's strategies, it may seem contradictory to the task of recognizing client behavior. Motivated by the notion that *similar problems often have analogous solutions*, we employ dense retrieval to address these challenges. This approach facilitates the dialogue system in determining the most appropriate strategy by identifying j semantically similar samples during both the training and inference processes. For simplicity, we set j to 1.

Specifically, to obtain the most similar dialogue session, we need to build a dialogue retrieval base $\mathcal{D}_{\text{base}}$. For each dialogue session, $D_s \in \mathcal{D}_{\text{base}}$, we first split it into two parts: the dialogue history D_h and the ground truth R_g . We then construct mapping pairs $\{S_h, R_g\}$ between dialogue history D_h and ground truth R_g , where the string of a dialogue history is denoted as $S_h = [u_1^T; u_2^R; u_3^T; u_4^R; \dots; u_{t-1}^T; u_t^R]$. Therefore, when considering a brand-new dialogue history \hat{D}_h , we propose to utilize the embedding model and apply dense retrieval to find a sample with the most minimal distance.

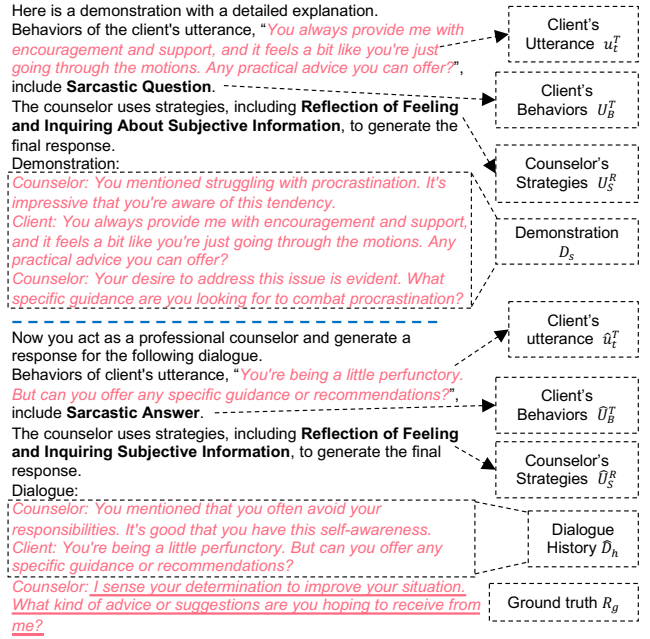


Fig. 4. Template of the input packer. During the fine-tuning process, the ground truth R_g is treated as a supervised signal. In the inference process, our goal is to generate the response.

In this paper, we utilize the Euclidean distance as the metric, which is a widely adopted similarity measure.

$$d(\hat{D}_h, D_h) = \sqrt{\sum_{i=1}^n (q_i - p_i)^2} \quad (5)$$

where q and p represent mapping points of \hat{D}_h and D_h in Euclidean n -space, respectively.

a) *Training Process*: During the training process, since we have access to the ground truth, we will directly incorporate the counselor's strategies.

b) *Inference Process*: However, during the inference process, we cannot obtain the ground truth. Therefore, we will adopt the counselor's strategies from the retrieved sample for response generation.

C. Input Packer

To better harness the inherent inference ability of large language models, we redefine the conventional dialogue generation task using the instruction-following paradigm and address it through parameter-efficient fine-tuning. The template of the input packer is illustrated in Figure 4, comprising two main sections: a demonstration part and a brand-new dialogue part, separated by a dashed blue line. Each section consists of instructions and placeholders.

1) *Instructions*: The instructions serve to provide the model with a well-defined role and precise task details for dialogue generation. For the dialogue generation task, the text that is non-bold and black is our instructions, as shown in Figure 4.

2) *Placeholders*: Based on the provided dialogue history \hat{D}_h , which includes the client’s utterance \hat{u}_t^T and its context \hat{D}_c in the brand-new dialogue segment, our first step is to predict the client’s current behaviors \hat{U}_B^T using the method outlined in §III-A.

Furthermore, we will obtain the closest dialogue sample using the method described in §III-B. Hence, we select the closest sample as the demonstration D_s . Accordingly, we obtain the client’s utterance u_t^T , the client’s behaviors U_B^T , and the counselor’s strategies U_S^R for the demonstration part. During the interference process, specifically in the brand-new dialogue part, the counselor’s strategies \hat{U}_S^R remain the same as U_S^R .

Packer Function: To summarize, the client input undergoes processing through the packer function, as illustrated in Figure 4, before reaching the response generator. The process is defined as follows:

$$I_t = \mathbf{P}(u_t^T, U_B^T, U_S^R, D_s, \hat{u}_t^T, \hat{U}_B^T, \hat{U}_S^R, \hat{D}_h) \quad (6)$$

where $\mathbf{P}(\cdot)$ is the packer function used to format all input elements into a string.

D. Response Generator

1) *Model*: ChatGLM2-6B² [10] is an open-source bilingual (Chinese-English) chat model, which is trained with a context length of 8192 during dialogue alignment, enabling more turns in conversation. Therefore, we choose it as the foundational model for our response generator.

2) *Dataset Labeling*: To adapt to the real-world downstream task, we fine-tune classifiers using the dialogue dataset, Xingling, to annotate both the client’s and counselor’s utterances, obtaining pseudo-labels for the dialogue dataset, SmileChat. The mechanism of fine-tuning the classifier to identify the behaviors of clients’ utterances and strategies of counselors’ utterances is illustrated in §III-A and §III-F, respectively.

3) *Dialogue Generation*: Considering our collected and processed dataset $\mathcal{D}_{\text{dial}} = \{D_1, D_2, \dots, D_i, \dots, D_n\}$, where each D_i represents a single multi-turn dialogue, we split each dialogue into multiple training sessions to train a response generator. Specifically, for a sampled t -turn dialogue with the ground truth, $d = \{u_1^T, u_2^R, u_3^T, u_4^R, \dots, u_t^T, R_g\} \sim \mathcal{D}_{\text{dial}}$, we build a dialogue model that can predict the counselor’s utterance R_g given the dialogue history D_h . We adopt the input packer in §III-C to construct the training data $\{I_t, R_g\}$. For both stages, the demonstration is retrieved from the validation set in the dataset, Xingling. Our objective is to maximize the likelihood probability as follows:

$$\mathbb{E}_{d \sim \mathcal{D}_{\text{dial}}} \prod_{l=1}^L \mathbb{P}(R_g | I_t) \quad (7)$$

where L is the sequence length of the ground truth R_g .

²<https://huggingface.co/THUDM/chatglm2-6b>

TABLE I
DATA STATISTICS OF BOTH CLIENT BEHAVIOR AND COUNSELOR STRATEGY PREDICTION.

Task	# Train	# Validation	# Test
Client Behavior Prediction	18824	3683	3627
Counselor Strategy Prediction	21082	4272	4045

4) *Response Generation*: Moving forward, we input the client’s input I_t into the response generator, which has been trained through a two-stage fine-tuning process, to generate 10 response candidates.

E. Response Selection

Due to the uncertainty and diversity inherent in model generation, we propose adopting the sample-and-rank paradigm to select the optimal response. To achieve this objective, we suggest employing the widely used response selection architecture: the Cross-encoder. This architecture facilitates rich interactions between the dialogue history D_h and response candidate R_i . We consider the first output of the pre-trained language model as the history-candidate embedding:

$$y_{D_h, R_i} = h_1 = \text{first}(\text{Tr}(D_h, R_i)) \quad (8)$$

where *first* is the function that takes the first vector of the sequence of vectors produced by the pre-trained language model *Tr*.

To score a candidate, a linear layer, denoted as W , is applied to the embedding y_{D_h, R_i} to transform it from a vector to a scalar: $s(D_h, R_i) = y_{D_h, R_i} W$. The neural network is trained to minimize cross-entropy loss, where the logits are $s(D_h, R_1), \dots, s(D_h, R_{10})$. Here, R_1 represents the ground truth, and the rest are negative samples randomly selected from the training set.

F. Auxiliary Task: Counselor Strategy Recognition

A dialogue session with a response from the counselor can be formulated as $D_s = \{D_h, R_g\}$. Referring to the §III-A, we represent the input for counselor strategy prediction as $x_i = [D_h; \text{[SEP]}; s_i^R]$, where s_i^R is the i -th sentence in the ground truth R_g .

IV. EXPERIMENTS

All experiments are performed using NVIDIA A100 8×80G GPUs. For the tasks of client behavior recognition, counselor strategy recognition, and response selection, we prepend a speaker token, [client] or [counselor], to each utterance to identify the speaker.

A. Client Behavior Recognition

1) *Data Statistics*: After processing the data, we present the statistics for client behavior prediction in Table I.

2) *Hyperparameters*: We employ a pre-trained Chinese RoBERTa-large [11] model³, commonly used for text classification. The hyperparameters used for fine-tuning the model in client behavior recognition are provided in Table II.

³<https://huggingface.co/hfl/chinese-roberta-wwm-ext-large>

TABLE II
HYPERPARAMETERS FOR FINE-TUNING THE MODEL USED FOR BOTH CLIENT BEHAVIOR AND COUNSELOR STRATEGY RECOGNITION.

Hyperparameters	Values	Hyperparameters	Values
epochs	10	seed number	[42, 43, 44, 45]
batch size	16	warmup ratio	0.1
learning rate (lr)	2e-5	momentum values $[\beta_1, \beta_2]$	[0.9, 0.999]
weight decay (λ)	0.01	dropout rate	0.1

TABLE III
RESULTS OF CLIENT BEHAVIOR AND COUNSELOR STRATEGY PREDICTION IN THE TEST SET, AS WELL AS RESPONSE SELECTION.

Task	42	43	44	45
Client Behavior Prediction	85.97	85.47	84.97	85.31
Counselor Strategy Prediction	80.15	80.77	80.25	80.67
Response Selection (R@1/10)	81.84	82.10	81.77	81.54

TABLE IV
DATA STATISTICS. THE DATASETS REPRESENTED BY \diamond AND \clubsuit ARE UTILIZED FOR RESPONSE GENERATOR AND RESPONSE SELECTION, RESPECTIVELY.

Data Type	# Train	# Validation	# Test
SmileChat \diamond	310087	-	-
Xingling \diamond	15850	3150 (only used for retrieval)	3072
Xingling \clubsuit	15850	3150	3072

3) *Results*: We retain the best checkpoint with the highest accuracy in the validation set for each seed. The results of accuracy among the four seeds in the test set are reported in Table III, demonstrating comparable accuracy to the original paper. Therefore, we select the checkpoint trained with the seed of 42 for client behavior recognition.

B. Counselor Strategy Selection

We utilize the publicly available embedding model BAAI/bge-large-zh-v1.5⁴, accessible on Hugging Face. The demonstrations used to construct the training and test sets for response generation are retrieved from the validation set in Xingling, as illustrated in the second row of Table IV. Furthermore, during the inference process, the counselor’s strategy is also retrieved from the validation set in Xingling.

C. Input Packer

We provide data statistics for fine-tuning the response generator in Table IV.

D. Response Generator

1) *Parameter-efficient Fine-tuning*: We apply the Low-Rank Adaption (LoRA [12]) to all linear layers in the ChatGLM2-6B model for efficient fine-tuning. We present the hyperparameters for fine-tuning the response generator in Table V.

2) *Dialogue Generation*: During the generation process, we set the maximum sequence length to 8192, the temperature to 0.8, and top_p to 0.8. Finally, we obtain 10 responses and select the optimal one using our trained response selector.

⁴<https://huggingface.co/BAAI/bge-large-zh-v1.5>

TABLE V
PARAMETERS OF PARAMETER-EFFICIENT FINE-TUNING.

Epoch	Learning Rate	Batch Size	LoRA Rank	LoRA Dropout	LoRA α	Seed
2	1e-4	1	16	0.1	64	1234

TABLE VI
RESULTS OF AUTOMATIC EVALUATION IN THE TEST SET.

	PPL (\downarrow)	METEOR (\uparrow)	BLEU-1 (\uparrow)	BLEU-2 (\uparrow)
Baseline	3.39	16.8	9.1	4.1
Fine-tuning	1.26	22.9	24.1	11.6

	BLEU-3 (\uparrow)	Rouge-L (\uparrow)	D-1 (\uparrow)	D-2 (\uparrow)
Baseline	1.5	12.4	62.1	87.8
Fine-tuning	5.3	27.6	86.6	97.2

E. Response Selection

For the evaluation metric, we measure Recall@k, where each test example has N possible response candidates to select from, abbreviated as R@k/N. Since our objective is to select the optimal response from these candidates, we set k to 1 and N to 10.

1) *Data Statistics*: We present the data statistics for response selection in Table IV.

2) *Hyperparameters*: We utilize the hyperparameters for response selection in Table II. One notable difference is that we set the batch size to 1, considering that each batch consists of one ground truth and 9 negatives.

3) *Results*: The results of response selection among the four seeds in the test set are presented in Table III. Consequently, we choose the checkpoint trained with seed 43 for response selection.

F. Auxiliary Task: Counselor Strategy Recognition

1) *Data Statistics*: We provide the data statistics for counselor strategy prediction in Table I.

2) *Hyperparameters*: We present the hyperparameters used for fine-tuning the model in counselor strategy recognition in Table II.

3) *Results*: We present the accuracy results for the four seeds in the test set, as depicted in Table III. Consequently, we select the checkpoint trained with seed 43 for data annotation.

V. RESULTS

A. Automatic Evaluation

1) *Metrics*: To conduct automatic evaluation, we utilize the following evaluation metrics: Perplexity (PPL) [13], METEOR [14], BLEU-1/2/3 [15], Rouge-L [16], and Distinct-1/2 (D-1/2) [17].

2) *Results*: We present the results of the automatic evaluation in Table VI. All the utilized automatic evaluation metrics indicate enhanced performance, highlighting the effectiveness and practicality of the proposed client-centric dialogue system.

TABLE VII

RESULTS OF HUMAN EVALUATION OF 100 SAMPLES. THE NUMBER OF TIMES THAT EACH ANNOTATOR CHOOSES A MODEL RESPONSE AMONG THREE MODELS: BASELINE, FINE-TUNED, AND GROUND TRUTH.

Annotator	Baseline	Fine-tuning	Ground Truth
Annotator A	3	45	52
Annotator B	10	44	46
Annotator C	12	36	52
Average	8	42	50

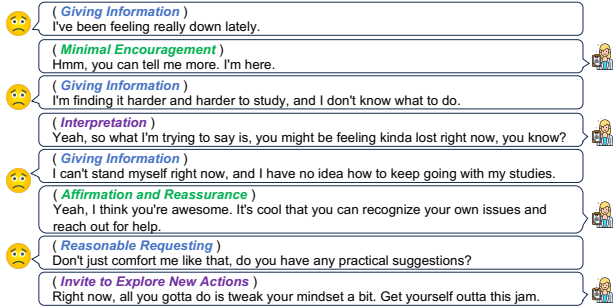


Fig. 5. An illustration of a case study of our client-centric dialogue system.

B. Human Evaluation

For human evaluation, we recruit three professional counselors, each with more than two years of counseling experience. Therefore, we sample 100 examples, each comprising a dialogue history with three responses: the ground truth, the response generated by the baseline model (without fine-tuning), and the response generated by our trained dialogue system. The last two responses are selected from 10 candidates by our response selector, respectively. Three counselors are tasked with selecting the optimal response from three shuffled options. They consider which one is more suitable for the dialogue history from a holistic perspective.

We present the results of the human evaluation in Table VII. The average selection times are 50, 42, and 8 for ground truth, fine-tuning, and baseline, respectively. Three professional counselors generally agree that the quality of responses from our trained dialogue system is comparable to that of the ground truth. Each annotator chooses a model response. The chosen model scores 1 point, and the other two models score 0 points. Thus, we can obtain three arrays of 300-dimensional scores and calculate the significant difference between each pair of models separately. The results show that only the p -value between the fine-tuned model and the ground truth is 0.04, while the others are 0.00 (** $p = 0.01$). Therefore, we conclude that the quality of responses generated by our proposed dialogue system is comparable to the ground truth, demonstrating the practicality and effectiveness of our client-centric dialogue system.

C. Case Study

We present an illustration of a case study of our client-centric dialogue system in Figure 5, demonstrating that our dialogue system can better consider the client’s behavior. With the ability to select an appropriate counseling strategy

and the assistance of response selection, our system can provide a better response in real-world client-virtual-counselor interaction scenarios.

VI. CONCLUSION

In conclusion, the client-centric dialogue system for mental health support represents a promising avenue for enhancing client well-being, addressing issues of accessibility, affordability, and stigma. Through both automatic and human evaluations, our system has demonstrated its effectiveness and practicality in real-life mental health support scenarios. Notably, in a simulated client-virtual-counselor interaction, the system successfully predicted client behaviors, selected appropriate counselor strategies, and generated accurate and suitable responses with the assistance of response selection.

REFERENCES

- [1] M. Prince, V. Patel, S. Saxena, M. Maj, J. Maselko, M. R. Phillips, and A. Rahman. “No health without mental health.” *The lancet* 370, no. 9590 (2007): 859-877.
- [2] C. E. Hill. “Helping skills: Facilitating, exploration, insight, and action.” American Psychological Association, 2009.
- [3] H. Sun, Z. Lin, C. Zheng, S. Liu and M. Huang. “Psyqa: A chinese dataset for generating long counseling text for mental health support.” arXiv preprint arXiv:2106.01702 (2021).
- [4] S. Liu, C. Zheng, O. Demasi, S. Sabour, Y. Li, Z. Yu, Y. Jiang and M. Huang. “Towards emotional support dialog systems.” arXiv preprint arXiv:2106.01144 (2021).
- [5] C. Zheng, S. Sabour, J. Wen, Z. Zhang and M. Huang. “Augesc: Large-scale data augmentation for emotional support conversation with pre-trained language models.” arXiv preprint arXiv:2202.13047 (2022).
- [6] H. Qiu, H. He, S. Zhang, A. Li, and Z. Lan. “SMILE: Single-turn to Multi-turn Inclusive Language Expansion via ChatGPT for Mental Health Support.” arXiv preprint arXiv:2305.00450 (2023).
- [7] Y. Chen, X. Xing, J. Lin, H. Zheng, Z. Wang, Q. Liu and X. Xu. “SoulChat: Improving LLMs’ Empathy, Listening, and Comfort Abilities through Fine-tuning with Multi-turn Empathy Conversations.” arXiv preprint arXiv:2311.00273 (2023).
- [8] J. M. Liu, D. Li, H. Cao, T. Ren, Z. Liao and J. Wu. “Chatcounselor: A large language models for mental health support.” arXiv preprint arXiv:2309.15461 (2023).
- [9] A. Li, L. Ma, Y. Mei, H. He, S. Zhang, H. Qiu, and Z. Lan, 2023. “Understanding Client Reactions in Online Mental Health Counseling.” In Proceedings of ACL, pages 10358–10376, Toronto, Canada.
- [10] A. Zeng, X. Liu, Z. Du, Z. Wang, H. Lai, M. Ding, Z. Yang, Y. Xu, W. Zheng, X. Xia and W.L. Tam. “Glm-130b: An open bilingual pre-trained model.” arXiv preprint arXiv:2210.02414 (2022).
- [11] Y. Cui, W.g Che, T. Liu, B. Qin, S. Wang, and G. Hu. 2020. “Revisiting Pre-Trained Models for Chinese Natural Language Processing.” In Findings of the Association for Computational Linguistics: EMNLP 2020, pages 657–668, Online. Association for Computational Linguistics.
- [12] E. J. Hu, Y. Shen, P. Wallis, Z. Allen-Zhu, Y. Li, S. Wang, L. Wang, and W. Chen. “Lora: Low-rank adaptation of large language models.” in arXiv, preprint arXiv:2106.09685.
- [13] F. Jelinek, R. L. Mercer, L. R. Bahl, and J. K. Baker. “Perplexity—a measure of the difficulty of speech recognition tasks.” *The Journal of the Acoustical Society of America* 62, no. S1 (1977): S63-S63.
- [14] S. Banerjee and A. Lavie. “METEOR: An automatic metric for MT evaluation with improved correlation with human judgments.” In Proceedings of the ACL workshop, pp. 65-72. 2005.
- [15] K. Papineni, S. Roukos, T. Ward, and W. Zhu. “Bleu: a method for automatic evaluation of machine translation.” In Proceedings of the 40th annual meeting of the Association for Computational Linguistics, pp. 311-318. 2002.
- [16] C. Lin. “Rouge: A package for automatic evaluation of summaries.” In Text summarization branches out, pp. 74-81. 2004.
- [17] J. Li, M. Galley, C. Brockett, J. Gao, and B. Dolan. “A diversity-promoting objective function for neural conversation models.” arXiv preprint arXiv:1510.03055 (2015).