

CaloQVAE : Simulating high-energy particle-calorimeter interactions using hybrid quantum-classical generative models

Sehmimul Hoque^{a,1,2}, Hao Jia^{b,6}, Abhishek Abhishek^{4,6}, Mojde Fadaie¹, J. Quetzalcoatl Toledo-Marín⁴, Tiago Vale^{4,5}, Roger G. Melko^{c,1,2}, Maximilian Swiatkowski⁴, Wojciech T. Fedorko^{d,4}

¹Perimeter Institute for Theoretical Physics, Waterloo, Ontario N2L 2Y5, Canada

²Faculty of Mathematics, University of Waterloo, Ontario N2L 3G1, Canada

³Department of Physics and Astronomy, University of British Columbia, Vancouver, BC V6T 1Z1, Canada

⁴TRIUMF, Vancouver, BC V6T 2A3, Canada

⁵Department of Physics, Simon Fraser University, Vancouver, BC V5A 1S6, Canada

⁶Present Address: University of British Columbia

the date of receipt and acceptance should be inserted later

Abstract The Large Hadron Collider’s high luminosity era presents major computational challenges in the analysis of collision events. Large amounts of Monte Carlo (MC) simulation will be required to constrain the statistical uncertainties of the simulated datasets below these of the experimental data. Modelling of high-energy particles propagating through the calorimeter section of the detector is the most computationally intensive MC simulation task. We introduce a technique combining recent advancements in generative models and quantum annealing for fast and efficient simulation of high-energy particle-calorimeter interactions.

1 Introduction

The Large Hadron Collider (LHC) is the highest energy particle accelerator in the world, and currently collides protons at $\sqrt{s} = 13.6$ TeV with instantaneous luminosity of 2×10^{-34} cm²s⁻¹. Following the discovery of the Higgs Boson in 2012 [1, 2], significant advancements in measurements have been achieved, but in order to maximize the physics potential of the collider, an upgrade is underway to significantly increase the instantaneous luminosity to $5 - 7.5 \times 10^{-34}$ cm²s⁻¹. This “High-Luminosity LHC” (HL-LHC) dataset will enable significantly more precise measurements of the Higgs boson and other Standard Model particles, and will facilitate searches for new phenomena.

The significant increase in the rate of data-taking presents a computational challenge in the generation of sufficient high-quality simulated datasets, which are typically used to both calibrate the detectors and evaluate compatibility of the data with different physical hypotheses. These

simulated datasets are produced with first-principles particle simulation software in the GEANT4 framework [3], though less-accurate, parameterized models of the detectors, often called “fast simulation”, are also used [4]. The increased rate of data-taking and precision required to exploit the high-statistics HL-LHC dataset demands both that the computational time to produce simulated datasets decrease, and that the quality of the simulation remains as close as possible to that of the first-principles simulation [5].

A significant portion of the computational burden of the simulation lies in the interaction of particles with the calorimeter subsystems. Calorimeters are detectors that measure particle energies via the production of showers and the subsequent measurement of those showers as they traverse the active material of the detector. The ATLAS and CMS detectors both contain “Electromagnetic” calorimeters dedicated to the measurement of photons and electrons, and “Hadronic” calorimeters dedicated to measuring hadrons (typically π^\pm , protons, and neutrons). The accurate simulation of these complicated particle showers is critical to enable the highest quality measurements, but simulating each shower from first principles is very time consuming. This has motivated in recent years several approaches to reproduce these showers via machine-learning-based methods.

Recently, significant advancements have been made in various machine-learning domains related to generative models. In the development of variational autoencoders (VAEs) and their extensions, a series of breakthroughs have shaped the field [6, 7, 8, 9]. The development of the generative models provides inspiration to collider physics in the context of calorimeter simulation. In 2018, novel techniques based on generative adversarial networks (GANs) were developed to address the need for fast simulation of electromagnetic showers in calorimeters [10]. Later IEA-GAN

^ae-mail: s4hoque@uwaterloo.ca

^be-mail: haojia@phas.ubc.ca

^ce-mail: rmelko@perimeterinstitute.ca

^de-mail: wfedorko@triumf.ca (corresponding author)

combines Self-Supervised Learning with GAN to efficiently simulate ultra-high-resolution particle detector responses with a relational reasoning module [11]. In 2021, advancements introduced innovative frameworks like CaloFlow, which are based on normalizing flows and offer fast and accurate simulations with high fidelity and stability [12]. In 2022, score-based generative models were introduced for calorimeter shower simulation [13]. In 2023, CaloFlow v2 further accelerated shower generation by a factor of 500 relative to the original by using probability density distillation [14]. Most recently, building upon CaloFlow, L2LFlows adapted it to a higher-dimensional setting, thereby improving generative fidelity [15].

In deep generative models, the computational costs and the time required for GPU processing are significant concerns. Therefore, we aim to develop a quantum-assisted generative model for calorimeter data simulation, inspired by the potential of quantum computing to reduce these computational burdens. In 2015, a method utilising quantum annealing for training deep neural networks was proposed with a description on how to map Restricted Boltzmann Machines onto a D-Wave Two hardware [16]. Building on this idea, a subsequent work explored quantum annealers' ability to sample from Boltzmann distributions [17]. The development of the quantum variational autoencoder (QVAE) showcased the feasibility of utilising a quantum Boltzmann machine as a prior for latent generative process in a variational autoencoder [18, 19]. In 2021, a hybrid quantum-classical qGAN showed promise for accelerating HEP detector simulations using quantum generator circuits and classical discriminator neural networks [20]. In a very recent development, CaloDVAE introduced a discrete variational autoencoder with an RBM prior for fast calorimeter shower simulation, yielding promising results in generating realistic and diverse samples. The possibility of using quantum annealing processors as sampling devices for the RBM prior was also discussed [21].

In this paper, we extend the previous work from CaloDVAE to CaloQVAE by employing the D-Wave quantum hardware [22] to bypass the need for computationally intensive Markov Chain evaluations used in CaloDVAE, and get samples at a high rate from the latent space of a classically trained model. Our model enables the simulation of showers with clusters that have a granularity and number of cells, as well as energy scales, similar to those expected in actual experiments. This level of detail, corresponding to clusters observed in current and future LHC experiments, marks the first instance of utilizing quantum computing for generative models in calorimeter shower simulations at such a realistic scale.

2 Model Setup

Variational Autoencoders (VAEs) are a class of latent variable generative models, that maximize an evidence lower bound (ELBO) to the true log-likelihood [6]:

$$\log p_{\theta}(\mathbf{x}) \geq \mathbb{E}_{q_{\phi}(\mathbf{z}|\mathbf{x})}[\log p_{\theta}(\mathbf{x}|\mathbf{z})] - \text{KL}[q_{\phi}(\mathbf{z}|\mathbf{x})||p(\mathbf{z})] \quad (1)$$

Equation 1 is the ELBO for the original unconditional VAE framework. $\text{KL}[Q||P]$ is the Kullback-Liebler divergence between two probability distributions, Q and P while \mathbb{E}_p denotes an expectation value over the distribution p . The variables \mathbf{x} and \mathbf{z} represent data (in this case a vector of calorimeter cell energies) and latent variable respectively. The approximating posterior, $q_{\phi}(\mathbf{z}|\mathbf{x})$ and the generative, $p_{\theta}(\mathbf{x}|\mathbf{z})$ distributions are often parameterized using neural networks with parameters ϕ and θ . In the original VAE framework [6], $p(\mathbf{z})$, the prior distribution of the VAE, is the standard Gaussian Distribution $\mathcal{N}(\mathbf{0}, \mathbf{I})$, while $q_{\phi}(\mathbf{z}|\mathbf{x})$ is parameterized by the distribution, $\mathcal{N}(\boldsymbol{\mu}_{\phi}(\mathbf{x}), \boldsymbol{\Sigma}_{\phi}^2(\mathbf{x}))$ with mean $\boldsymbol{\mu}_{\phi}(\mathbf{x})$ and covariance $\boldsymbol{\Sigma}_{\phi}^2(\mathbf{x})$.

CaloDVAE [7] is a hierarchical discrete VAE which extends the VAE framework by introducing discrete latent variables $\mathbf{z}_i \in \{0, 1\}$ in the latent space. Equation 1 is the loss for the unconditional VAE model. For conditional VAEs the encoder and decoder have an additional conditioning variable. In our case the auto-regressive encoder, $q_{\phi}(\mathbf{z}|\mathbf{x}, \mathbf{e})$, and decoder, $p_{\theta}(\mathbf{x}|\mathbf{z}, \mathbf{e})$, are conditioned on energy \mathbf{e} [21, 23] (unlike the encoders and decoders of Equation 1 of the unconditional VAE framework) and are modelled by fully connected neural networks. The approximate posterior of the VAE has a hierarchical structure $q_{\phi}(\mathbf{z}|\mathbf{x}, \mathbf{e}) = \prod_i q_{\phi_i}(\mathbf{z}_i|\mathbf{z}_{j<i}, \mathbf{x}, \mathbf{e})$ with N latent groups and the latent distribution of the VAE is modelled by an RBM where $\mathbf{z} = [\mathbf{z}_1, \dots, \mathbf{z}_N]$ are partitioned into 2 equal subsets to make the 2 sides of the RBM [21]. The RBM is modeled by probability distribution $p_{RBM} = e^{\mathbf{a}_l^T \mathbf{z}_l + \mathbf{a}_r^T \mathbf{z}_r + \mathbf{z}_l^T \mathbf{W} \mathbf{z}_r} / Z$ where Z is the partition function and $(\mathbf{a}_l, \mathbf{a}_r, \mathbf{W})$ are the RBM parameters which are trained along with the VAE parameters (θ, ϕ) .

At first VAE and RBM parameters are jointly trained using the standard VAE objective and a binary cross-entropy (BCE) loss to enhance the generative capability of the model. For the BCE loss, firstly binary labels are created to isolate pixel positions with non-zero energy values in the energy images. Subsequently, a BCE loss is computed between the binary label of the preprocessed input data and the binary label of the reconstructed data to incentivize the VAE to faithfully reproduce the distribution of non-zero energy pixels [21]. Furthermore, due to non-differentiability of discrete values we replace discrete values with continuous variables following the Gumbel trick to allow backpropagation during training [9]. Therefore the latent discrete variables \mathbf{z} are replaced with continuous proxy variables ζ with the Gumbel trick. Similarly we also apply Gumbel trick on

reconstructed labels to mask the reconstructed energies. Finally in inference the continuous variables are replaced with the discrete variables [21].

We obtain a trained model with trained VAE and RBM parameters using the prescription above. The next step is to generate latent RBM samples, \mathbf{z} , and pass the samples through the trained VAE decoder to obtain the shower images. In CaloDVAE, block Gibbs sampling is used to generate the latent RBM samples. In CaloQVAE, we propose a novel calorimeter simulation framework based on the quantum variational autoencoder generative model to generate latent space samples, instead of using computationally expensive block Gibbs sampling.

3 CaloQVAE Training and Inference

In this work we demonstrate that we can generate latent space samples using the D-Wave 2000Q annealer. Note that Quantum Annealers are mostly known to be used to find ground states of Hamiltonians to which some optimization problems can be translated to [24]. However, due to interactions with the environment there is some probability that at the end of anneal, the final system will be in an excited state instead of the ground state. The probability distribution of the excited states follow the Boltzmann distribution, and hence D-Wave can also be used as an effective sampler from that distribution [16].

The first step to use the quantum processing unit (QPU) in the pipeline is to embed the RBM on the quantum hardware. However, the QPU architecture is not fully connected and instead follows a Chimera graph topology, making it impractical to natively embed a fully connected RBM in the QPU [16]. We therefore create a masking function to remove selected edges from an RBM to produce a Chimera RBM. We train the model classically analogously to the CaloDVAE training by replacing the RBM of CaloDVAE with a Chimera RBM.

In the inference phase, we first convert the Chimera RBM Hamiltonian, \mathcal{H}_P , to an Ising model Hamiltonian using a linear transformation [25]. We then embed the Chimera RBM on the QPU and anneal according to the QPU Hamiltonian $\mathcal{H}(s) = A(s)\mathcal{H}_T + B(s)\mathcal{H}_P$, where $\mathcal{H}(s)$ is the total Hamiltonian of the system at the rescaled time s during annealing, \mathcal{H}_T is the transverse field Hamiltonian, and $A(s)$ and $B(s)$ are monotonic functions [26]. The annealing process follows the standard D-Wave annealing schedule and lasts for 20 μs . During this process, a freezing point s^* is typically observed on the device [27, 28], after which $A(s^*) \ll B(s^*)$ and the system's dynamics change negligibly. If the freezing time is sufficiently short, the resulting configurations x from the device will approximately follow a Boltzmann distribution at s^* , given by $P(x) \propto \exp(-\beta_{\text{eff}}^* \mathcal{H}_P(x))$. This defines an effective inverse temperature β_{eff}^* [16, 29], which varies with different program-

ming cycles and depends on several unknown parameters [30]. Our goal is to generate samples from the distribution $P_{\text{ideal}}(x) \propto \exp(-\mathcal{H}_P(x))$, as $P_{\text{ideal}}(x)$ represents the distribution of the Chimera RBM from which we wish to sample. To achieve this, if β_{eff}^* was known, the model parameters of $\mathcal{H}_P(x)$ could be scaled by β_{eff}^* to match the desired distribution $P_{\text{ideal}}(x)$. Therefore, since β_{eff}^* is not known a priori and varies with different instances, real-time estimation of β_{eff}^* is necessary [31]. A single run of this scaling parameter estimation is needed, after which numerous samples from the QPU can be rapidly obtained.

In our work, we estimate β_{eff}^* using an iterative procedure [19]. The process begins with the classical generation of samples from the trained Chimera RBM using block Gibbs sampling. Then synthetic samples are iteratively generated from the QPU, and β_{eff}^* is updated following an update rule [19] to align the mean energies of the RBM and D-Wave samples. This involves rescaling the QPU parameters (couplings and local fields) by the updated β_{eff}^* for each iteration. The β_{eff}^* training process is repeated over multiple ensembles, with close monitoring of the β_{eff}^* values until they converge to a stable value. Figure 1 illustrates the energy distributions for both QPU and classical samples after the procedure concluded, demonstrating convergence of the quantum annealing distribution to the one obtained from the classical RBM. In CaloQVAE, with a trained model, the β_{eff}^* estimation is performed only at the start of the sampling process to determine the current temperature and does not need to be repeated for subsequent D-Wave sampling requests.

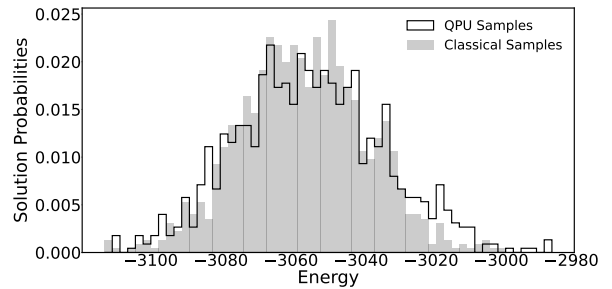


Fig. 1 Histogram showing the probability of obtaining sample s with Ising Energy computed by $E(s) = s^T J s + h^T s$ in dimensionless units for a trained CaloQVAE model. The energy distribution of QPU samples (solid line) are very close to the classical samples (shaded) after accounting for the β_{eff}^* factor.

4 Performance Evaluation

For training and performance evaluation we use the public CaloGAN dataset [32] simulated from GEANT4 [3]. The dataset provides 100,000 events for π^+ , γ and e^+ incident particles [10] and is split into 80%, 10%, and 10% sub-

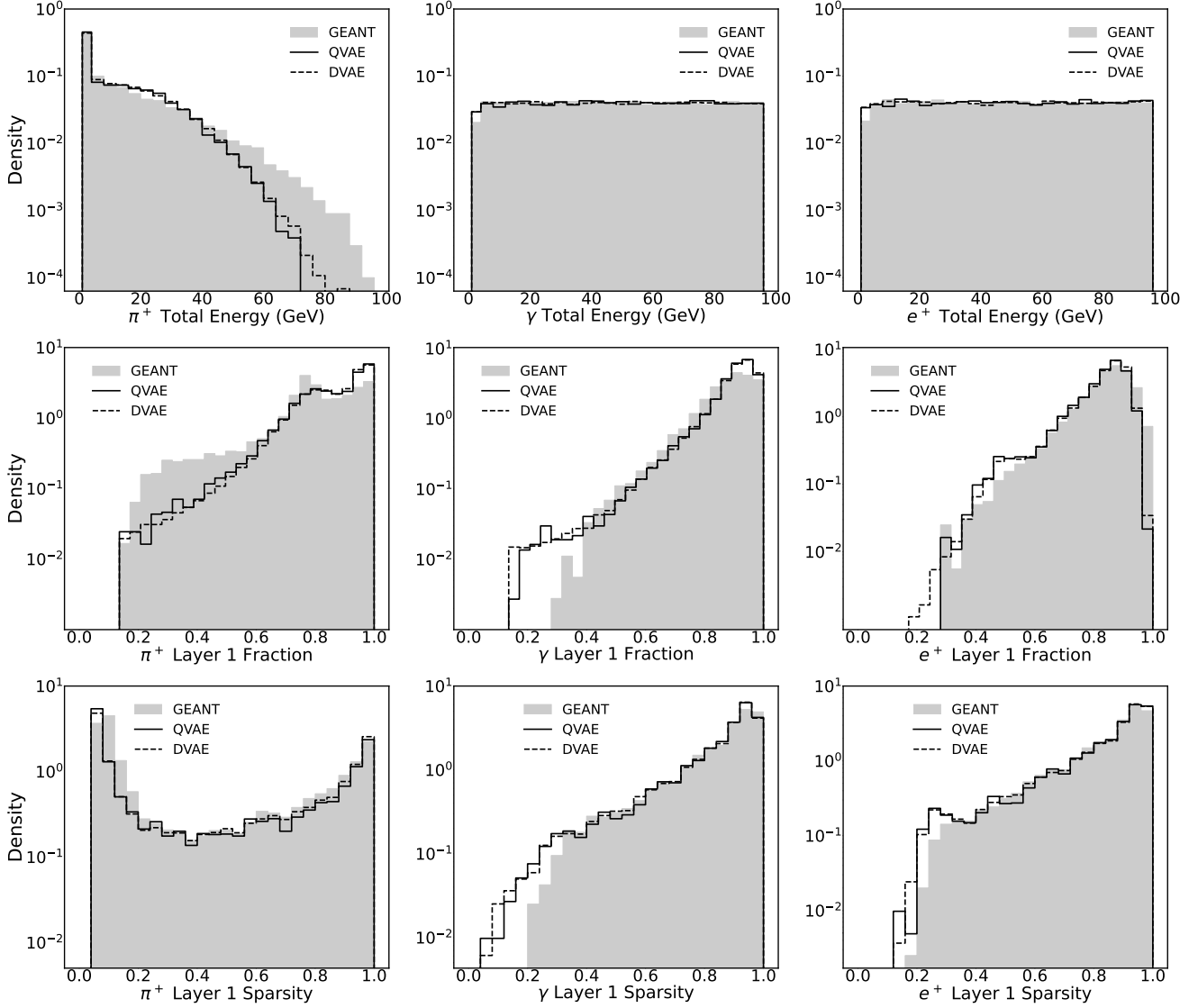


Fig. 2 Comparison of selected shower shape variables for three clusters (π^+ , γ , and e^+). The rows of sub-panels show the distributions of three key variables: (1) Total Energy: The total energy observed across all layers. (2) Energy Fraction: The fraction of energy deposited in the layer 1 (middle layer) compared to the total energy in all layers. (3) Sparsity: The ratio of the number of hits in the layer 1 to the total number of hits across all layers. Each sub-panel illustrates the close alignment of results from the GEANT4, DVAE (classical), and QVAE (quantum) models.

sets for training, validation, and testing, respectively. After conducting a hyperparameter scan [21], we obtain the best models for each particle type. Utilizing classical block Gibbs sampling and QPU sampling methods respectively, we generate new samples from the latent space and pass them through the decoder to obtain synthetic shower images. These images are then compared with GEANT4 test data to assess their performance. Firstly, chi-square and KS tests were conducted on the total event energies for CaloDVAE and CaloQVAE samples in the 1-100 GeV incident energy range. The results indicated consistency between the two sets of synthetic samples, further supporting the successful utilization of the QPU for sampling from the classically

trained latent space. Compared with GEANT4 samples on chi-square tests, CaloQVAE performs similarly to the ones already adopted, within an order of magnitude [4]. Moreover, classification can be used as a useful indicator of the performance of generative models. A good classifier should be able to understand and capture the important patterns in the data because it needs to learn discriminating features that distinguish different classes or categories accurately. We perform binary classification of e^+ vs π^+ and e^+ vs γ using a neural network with 6 fully connected layers with dropout, following the method of [10]. All synthetic data is generated from the QPU using separate models trained separately on e^+ , π^+ and γ samples. Our accuracy metrics (Table 1) are

Table 1 Mean (standard deviation) of the binary classification accuracy over 10 particle classification trials for e^+ vs π^+ and e^+ vs γ where we train and test both on the GEANT4 data and QPU synthetic data.

		e^+ vs π^+		e^+ vs γ	
		Test		Test	
Train	Geant4	99.8 (<0.1)	99.8 (<0.1)	67.1 (0.5)	74.8 (2.8)
	Synthetic	90.6 (4.0)	100.0 (<0.1)	53.0 (1.0)	99.9 (<0.1)

very close to the results obtained in [10]. The similar accuracy metrics illustrate that our CaloQVAE model is generating synthetic data that captures important patterns present in the true data, which indicates that the synthetic images generated from the QPU can represent the underlying structure and characteristics of the true data. The fact that the classifier trained on synthetic e^+ vs π^+ data can perform well when tested on the GEANT4 data, and vice versa, suggests that the features learned by the CaloQVAE model are transferable. This means that the CaloQVAE model can encode the relevant information from the true data into its latent space representation, which allows the generated data to be informative and useful for training a classifier. An issue that requires attention is the unexpected high performance of the e^+ vs γ classifier, which is trained with synthetic data and tested on a separate set of synthetic data. To address the issue, we checked the datasets and found that the mean energy distributions in 504 calorimeter cells were consistent for e^+ and γ synthetic datasets. We tried solutions like masking low-energy pixels and unifying dataset normalization, but the issue of over-performance persists. We believe that such performance difference is due to an existing intrinsic bias in the GEANT4 dataset between e^+ vs γ . As shown in Table 1, training and testing both on GEANT4 data for positron vs gamma already yield a relatively high classification rate compared to expectations. This rate increases further when training on GEANT4 and testing on synthetic data. Our model learns and amplifies this bias from the training dataset, leading to the observed issue. Similar over-performance has also been observed in [10].

We qualitatively analyze one-dimensional histograms of the typical shower shape variables. As shown in Fig 2, there is a close alignment between the results from GEANT4 data and generative models, which signifies that our generative model effectively captures the underlying patterns and distributions of the data. The consistent distribution patterns highlight the generative model’s fidelity in representing the essential features in the training dataset. Despite the observation of tail differences at the low fraction region for the positron in layer 1’s fraction histogram, the overall similarity between the performance of QVAE and DVAE models indicates our pipeline for β_{eff}^* estimation and scaling is well behaved so that the quality of samples from the quantum device is on par with those from the block Gibbs method.

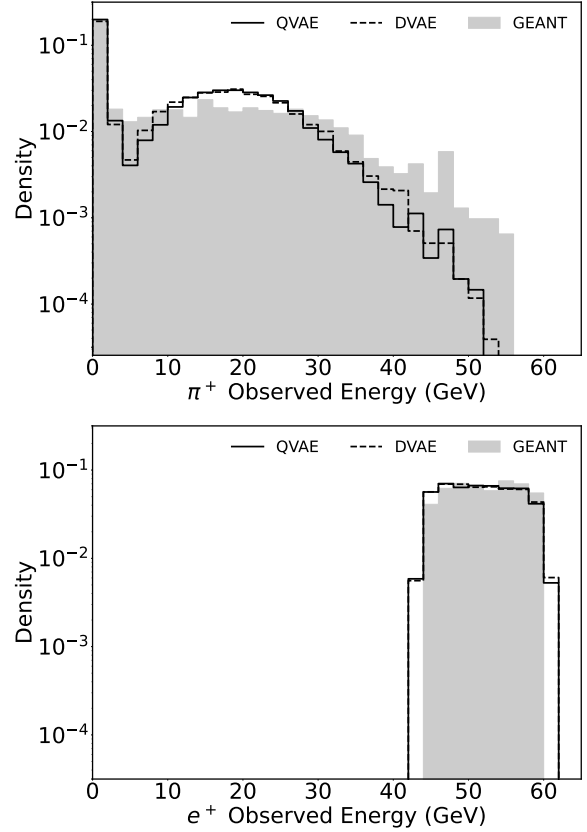


Fig. 3 Comparison of energy spectra between CaloDVAE (classical) and CaloQVAE (quantum) models against GEANT4 test data for incident particle energies ranging from 45 to 60 GeV. The data encompasses both pion (top panel) and positron (bottom panel) clusters.

To assess the practical deployment performance of the model’s energy conditioning, we generate samples from the trained model requesting a specific range of incident energy and histogram the observed energy. We generate the samples by classical and quantum approaches and compare the results with a GEANT4 test dataset under the same range of incident energy. As shown in Fig 3, for the positron cluster, the conditioning response of DVAE or QVAE can form a flat plateau with good accuracy in reproducing the defined selection of the input energy range. The pion cluster has a broadened response that is due to the nature of the unconstrained charged pion shower in the electromagnetic calorimeter. The shower shape histograms for both electron and pion clusters exhibit a noticeable similarity to the characteristics seen in the true data. This agreement indicates that our model has capability to capture and reproduce patterns from the first-principles simulation, suggesting its potential as a useful tool for calorimeter shower simulation.

The monitoring results of the DVAE sampling rate show efficient performance on our NVIDIA GeForce RTX 2080 Ti with 11264 MB memory. The processing time per sample for latent space sampling takes the most substantial portion (~ 0.5 ms), followed by data loading to the GPU (~ 10

ns), and passing through the decoder ($\sim 1 \mu\text{s}$). The DVAE model exhibits similar sampling rate with the CaloGAN results [10] up to an order of magnitude. On the other hand, the quantum sampler achieves slightly faster sampling rate at 0.4 ms per sample, but impressively, the core QPU annealing rate is only 20 μs per sample, hinting at the raw speed of quantum processing. The extra QPU access time is mainly used for tasks like readout and handling delays, which have not been thoroughly optimized yet because these overheads are a much smaller fraction for more traditional quantum annealing applications. This suggests that with optimized engineering, the readout time could be optimized and quantum sampling could vastly outpace classical methods in efficiency for generative modeling, making it well-suited for real-time and large-scale applications.

5 Conclusion

This work is the first demonstration of the application of a quantum annealing device to the computationally expensive simulation of particle showers at the Large Hadron Collider. We have shown that it is possible to utilize the Quantum Processing Unit (D-Wave Chimera 2000Q) to generate RBM samples which can be used to generate particle showers. The QPU-generated events show good alignment with the classically Monte Carlo-generated events. While the present engineering challenges may not be fully mitigated in the future, the raw QPU annealing rate of 20 μs hints at a potential order of magnitude speed increase over GPU sample generation. The initial results demonstrate that CaloQVAE is a promising application of quantum computing to open research questions in fundamental physics. However, further work is needed to evaluate its performance on more realistic simulations, such as the CaloChallenge datasets [33, 34, 35] and across a wider range of physics topologies.

Acknowledgements The authors would like to thank Drs. Walter Vinci, Mohammad Amin, Geoffrey Fox, the members of the DeGeSim Collaboration as well as the members of the Perimeter Institute Quantum Intelligence Lab for many enlightening discussions. We thank Dr O. Di Matteo for early project conceptualization and material support for A. Abhishek during the final stages of the research. This work is supported by the Natural Sciences and Engineering Research Council of Canada (NSERC), National Research Council (NRC) and the Canadian Institute for Advanced Research (CIFAR) AI chair program. Research at Perimeter Institute is supported in part by the Government of Canada through the Department of Innovation, Science and Economic Development Canada and by the Province of Ontario through the Ministry of Economic Development, Job Creation and Trade. We gratefully acknowledge funding from the NRC via Agreement AQC-002, NSERC, including via grants SAPPJ-2020-00032, SAPPJ-2022-00020, and RGPIN-2022-04609 This research was enabled in part by computational support provided by the Shared Hierarchical Academic Research Computing Network (SHARCNET) and the Digital Research Alliance of Canada.

S.H. and H.J. contributed equally to this work and are listed in alphabetical order.

Data Availability Statement The analytical results and code are available online [36].

References

1. ATLAS Collaboration, Physics Letters B **716**(1), 1 (2012). DOI 10.1016/j.physletb.2012.08.020. URL <https://doi.org/10.1016%2Fj.physletb.2012.08.020>
2. CMS Collaboration, Physics Letters B **716**(1), 30 (2012). DOI 10.1016/j.physletb.2012.08.021. URL <https://doi.org/10.1016%2Fj.physletb.2012.08.021>
3. S. Agostinelli, et al., Nucl. Instrum. Meth. A **506**, 250 (2003). DOI 10.1016/S0168-9002(03)01368-8
4. ATLAS Collaboration, Comput. Softw. Big Sci. **6**(1), 7 (2022). DOI 10.1007/s41781-021-00079-7
5. ATLAS Collaboration, ATLAS HL-LHC Computing Conceptual Design Report. Tech. rep., CERN, Geneva (2020). URL <https://cds.cern.ch/record/2729668>
6. D.P. Kingma, M. Welling. Auto-Encoding Variational Bayes (2022). arXiv:1312.6114
7. J.T. Rolfe. Discrete Variational Autoencoders (2017). arXiv:1609.02200
8. A. Vahdat, et al., in *International Conference on Machine Learning* (PMLR, 2018), pp. 5035–5044
9. A.H. Khoshaman, M.H. Amin, arXiv:1805.07349 (2018)
10. M. Paganini, L. de Oliveira, B. Nachman, Phys. Rev. D **97**(1), 014021 (2018). DOI 10.1103/PhysRevD.97.014021
11. H. Hashemi, N. Hartmann, S. Sharifzadeh, J. Kahn, T. Kuhr. Ultra-high-resolution detector simulation with intra-event aware gan and self-supervised relational reasoning (2023). arXiv:2303.08046
12. C. Krause, D. Shih, Phys. Rev. D **107**, 113003 (2023). DOI 10.1103/PhysRevD.107.113003. URL <https://link.aps.org/doi/10.1103/PhysRevD.107.113003>
13. V. Mikuni, B. Nachman, Phys. Rev. D **106**, 092009 (2022). DOI 10.1103/PhysRevD.106.092009. URL <https://link.aps.org/doi/10.1103/PhysRevD.106.092009>
14. C. Krause, D. Shih, Phys. Rev. D **107**, 113004 (2023). DOI 10.1103/PhysRevD.107.113004. URL <https://link.aps.org/doi/10.1103/PhysRevD.107.113004>
15. S. Diefenbacher, E. Eren, F. Gaede, G. Kasieczka, C. Krause, I. Shekhzadeh, D. Shih, Journal of Instrumentation **18**(10), P10017 (2023). DOI 10.1088/1748-0221/18/10/P10017. URL <https://dx.doi.org/10.1088/1748-0221/18/10/P10017>
16. S.H. Adachi, M.P. Henderson, arXiv e-prints arXiv:1510.06356 (2015)
17. M. Benedetti, J. Realpe-Gómez, R. Biswas, A. Perdomo-Ortiz, Phys. Rev. A **94**, 022308 (2016). DOI 10.1103/PhysRevA.94.022308. URL <https://link.aps.org/doi/10.1103/PhysRevA.94.022308>
18. A. Khoshaman, W. Vinci, B. Denis, E. Andriyash, H. Sadeghi, M.H. Amin, Quantum Science and Technology **4**(1), 014001 (2018). DOI 10.1088/2058-9565/aada1f. URL <https://doi.org/10.1088%2F2058-9565%2Faada1f>
19. W. Vinci, et al., Machine Learning: Science and Technology **1**(4), 045028 (2020)
20. F. Rehm, S. Vallecorsa, K. Borras, D. Krücker, in *9th International Conference on Distributed Computing and Grid Technologies in Science and Education* (2021), pp. 363–368
21. A. Abhishek, E. Drechsler, W. Fedorko, B. Stelzer. CaloDVAE : Discrete Variational Autoencoders for Fast Calorimeter Shower Simulation (2022). arXiv: 2210.07430
22. D-Wave Systems. Getting Started with D-Wave Solvers. https://docs.dwavesys.com/docs/latest/doc_getting_started.html
23. ATLAS Collaboration, Deep generative models for fast shower simulation in ATLAS. Tech. rep., CERN, Geneva (2018). URL <https://cds.cern.ch/record/2630433>

24. C.C. McGeoch, C. Wang, in *Proceedings of the ACM International Conference on Computing Frontiers* (Association for Computing Machinery, New York, NY, USA, 2013), CF '13. DOI 10.1145/2482767.2482797. URL <https://doi.org/10.1145/2482767.2482797>
25. V. Dixit, R. Selvarajan, T. Aldwairi, Y. Koshka, M.A. Novotny, T.S. Humble, M.A. Alam, S. Kais, *IEEE Transactions on Emerging Topics in Computational Intelligence* **6**(3) (2022). DOI 10.1109/tetci.2021.3074916
26. M.H. Amin, E. Andriyash, J. Rolfe, B. Kulchytskyy, R. Melko, *Physical Review X* **8**(2), 021050 (2018)
27. M.H. Amin, *Phys. Rev. A* **92**, 052323 (2015). DOI 10.1103/PhysRevA.92.052323. URL <https://link.aps.org/doi/10.1103/PhysRevA.92.052323>
28. J. Marshall, E.G. Rieffel, I. Hen, *Phys. Rev. Appl.* **8**, 064025 (2017). DOI 10.1103/PhysRevApplied.8.064025. URL <https://link.aps.org/doi/10.1103/PhysRevApplied.8.064025>
29. A. Perdomo-Ortiz, B. O’Gorman, J. Fluegemann, R. Biswas, V.N. Smelyanskiy, *Scientific Reports* **6** (2015)
30. J. Marshall, E.G. Rieffel, I. Hen, *Phys. Rev. Appl.* **8**, 064025 (2017). DOI 10.1103/PhysRevApplied.8.064025. URL <https://link.aps.org/doi/10.1103/PhysRevApplied.8.064025>
31. G. Xu, W.S. Oates, *Scientific Reports* **11**(1) (2021). DOI 10.1038/s41598-021-82197-1. URL <https://www.osti.gov/biblio/1816563>
32. B. Nachman, L. de Oliveira, M. Paganini. Electromagnetic calorimeter shower images (2017). DOI 10.17632/pvn3xc3wy5.1
33. M.F. Giannelli, G. Kasieczka, C. Krause, B. Nachman, D. Salamani, D. Shih, A. Zaborowska. Fast Calorimeter Simulation Challenge 2022 - Dataset 1 (2023). DOI 10.5281/zenodo.8099322. URL <https://doi.org/10.5281/zenodo.8099322>
34. M. Fauci Giannelli, G. Kasieczka, C. Krause, B. Nachman, D. Salamani, D. Shih, A. Zaborowska. Fast Calorimeter Simulation Challenge 2022 - Dataset 2 (2022). DOI 10.5281/zenodo.6366271. URL <https://doi.org/10.5281/zenodo.6366271>
35. M. Fauci Giannelli, G. Kasieczka, C. Krause, B. Nachman, D. Salamani, D. Shih, A. Zaborowska. Fast Calorimeter Simulation Challenge 2022 - Dataset 3 (2022). DOI 10.5281/zenodo.6366324. URL <https://doi.org/10.5281/zenodo.6366324>
36. QaloSim. GitHub Repository (2023). URL <https://github.com/QaloSim/CaloQVAE/tree/chimera-dwave-sampling>