

The ω -limit set in a positively invariant compact region and a new description of the Lorenz attractor

KHALIL ZARE¹ AND STEVEN R. CHESLEY²

¹*Retired aerospace engineer and mathematician, Austin, TX, USA kalzare@yahoo.com*

²*Jet Propulsion Laboratory, California Institute of Technology,
4800 Oak Grove Dr., Pasadena, CA 91109, USA*

(Dated: December 1, 2023)

ABSTRACT

The ω -limit set in a compact positively invariant region $R \subset \mathbb{R}^n$ has been identified for $n = 1, 2,$ and $3,$ with examples in each case. It has been shown that the ω -limit set becomes more complex as n increases from 1 to 3, and we expect this to also be true for $n > 3.$ Our example for $n = 3$ is the *Lorenz equations,* for which we have shown that its ω -limit set is a *twisted torus.*

1. INTRODUCTION

A solution of differential equations may be considered as a *flow* in $\mathbb{R}^n.$ If all the flows in or entering a region R remain in R indefinitely as $t \rightarrow \infty$ then R is called a *positively invariant region.*

The ω -*limit set* introduced by [Birkhoff \(1927\)](#) consists of those flows in R that attract the other flows in R as $t \rightarrow \infty.$ Examples are asymptotically stable equilibria and limit cycles.

In addition, if R is *compact* (i.e., closed and bounded) then the ω -limit set of a flow in R is *non-empty, compact, invariant,* and *connected* (see [Theorem 1](#) in [Sec. 2](#)).

In this paper, we show that in a compact, positively-invariant region $R \subset \mathbb{R}^n,$ the ω -limit set can contain

- (i) only *equilibria* if $n = 1,$
- (ii) *equilibria, limit cycles,* and *heteroclinic (homoclinic)* orbits if $n = 2$
- (iii) *equilibria, limit cycles, heteroclinic (homoclinic)* orbits, and a surface topologically equivalent to a *single or multiple torus* if $n = 3.$

Notice that the ω -limit set becomes more complex as n increases from 1 to 3. We expect this to be also true for $n > 3,$ which is not treated in this paper, but left for future studies.

It follows from (ii) that if the region R does not contain any equilibrium then there is a limit cycle in $R.$ This is an alternative proof of the *Poincaré-Bendixson Theorem.*

It follows from (iii) that a lack of an equilibrium in R does not necessarily imply the existence of a limit cycle since the solutions may approach the surface of a

torus. This explains why the Poincaré-Bendixson Theorem cannot be extended to three dimensions.

To give a three dimensional example, we chose the Lorenz equations concerning the stability of fluid flows in the atmosphere. Using numerical integration, we have shown that the ω -limit set in this case is a twisted torus.

2. THE ω -LIMIT SET IN A COMPACT POSITIVELY INVARIANT REGION

Let R be an open subset of \mathbb{R}^n and

$$\vec{f} : R \rightarrow \mathbb{R}^n$$

be a function for which

$$\frac{d\vec{y}}{dt} = \vec{f}(\vec{y}), \vec{y}(0) = \vec{y}_0 \in R \tag{1}$$

has a unique solution $\vec{\Phi}(t, \vec{y}_0)$ that is defined for all $t \in \mathbb{R}.$

Under these assumptions, it follows that

$$\vec{\Phi}(t + \tau, \vec{y}_0) = \vec{\Phi}(t, \vec{\Phi}(\tau, \vec{y}_0)). \tag{2}$$

Definition: The ω -limit set of $\vec{y}_0 \in R$ is the set

$$L_\omega(\vec{y}_0) = \{\vec{y} \in R : \text{there exists an unbounded sequence } \{t_k\} \text{ such that } \lim_{k \rightarrow \infty} \vec{\Phi}(t_k, \vec{y}_0) = \vec{y}\}.$$

To discuss the ω -limit set, we use the following theorem from analysis:

Theorem 1. *If the region R is compact (i.e., closed and bounded) and positively-invariant, then the ω -limit set of a trajectory in R is non-empty, compact, invariant, and connected.*

Proof. For a point $\vec{y} \in R$ the sequence $\vec{\Phi}(n, \vec{y})$ is contained in the compact set R . By the Bolzano-Weierstrass theorem, this sequence contains a convergent sub-sequence whose limit is, by definition, an element of $L_\omega(\vec{y})$. The compactness of $L_\omega(\vec{y})$ follows from the fact that all closed subsets of a compact set are also compact.

To verify that $L_\omega(\vec{y})$ is connected, we assume, by contradiction, the existence of two open sets U and V such that

$$\begin{aligned} L_\omega(\vec{y}) \cap U &\neq \emptyset \\ L_\omega(\vec{y}) \cap V &\neq \emptyset \\ L_\omega(\vec{y}) &\subset U \cup V. \end{aligned}$$

Let $\{t_k\} \subset [0, \infty)$ such that $\lim_{k \rightarrow \infty} t_k = \infty$, with $\Phi(t_{2k}, y) \in U$ and $\Phi(t_{2k+1}, y) \in V$, for each k .

Now the continuous curve

$$\{\Phi(t, y) : t_{2k} < t < t_{2k+1}\}$$

connects a point in U with a point in V and there must be a time $\tau \in (t_{2k}, t_{2k+1})$ such that

$$\Phi(\tau, y) \in R \setminus (U \cup V).$$

By compactness of $R \setminus (U \cup V)$ the sequence $\Phi(\tau, y)$ contains a sub-sequence whose limit is not in $U \cup V$. \square

Remark 1. *In the absence of compactness and positive invariance, the conclusions in Theorem 1 fail to hold. For examples, in the ternary Cantor set, Smale horseshoe map, and the Poincaré map of the isosceles three-body problem (Zare & Chesley 1998), R is not positively invariant and Theorem 1 does not apply.*

3. THE ω -LIMIT SET IN \mathbb{R}^N FOR $N \leq 3$

3.1. Possibilities with $n = 1$ dimension

This is a trivial case where the compact region R is a closed interval and the ω -limit set in R is either a point (i.e., an equilibrium) or a closed sub-interval R_1 of R . By replacing R by R_1 , we have either an equilibrium in R_1 or a closed sub-interval R_2 of R_1 . By repeating this argument we conclude that the ω -limit set in \mathbb{R} are *equilibrium points*.

Example 1. *Let*

$$\begin{aligned} f(y) &= -y^5 + 15y^4 - 85y^3 + 225y^2 - 274y + 120 \\ &= (1 - y)(2 - y)(3 - y)(4 - y)(5 - y) \end{aligned}$$

and $R = [0, 6]$. As illustrated in Fig. 1, the ω -limit set in R are the three stable equilibria at $y = 1, 3,$ and 5 .

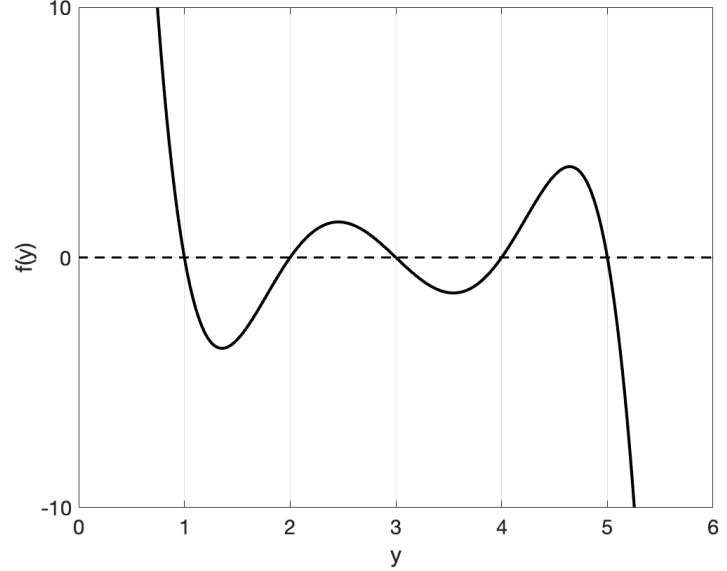


Figure 1. The equilibria in the compact positively-invariant interval $R = [0, 6]$ for Example 1.

3.2. Possibilities with $n = 2$ dimensions

In this case the compact and positively-invariant region R is a simply or multiply *connected area* in \mathbb{R}^2 .

Theorem 2. *The ω -limit set in a compact and positively invariant region $R \subset \mathbb{R}^2$ can include only*

1. *equilibrium points,*
2. *periodic orbits (i.e., limit cycles), and*
3. *heteroclinic or homoclinic orbits*

Proof. The ω -limit set of a trajectory in $R \subset \mathbb{R}^2$ is *nonempty, compact, invariant and connected* (see Theorem 1). The compact and connected sets in $R \subset \mathbb{R}^2$ are

- a) *points*
- b) *closed cycles made of regular points,*
- c) *closed cycles made of regular and irregular points, and*
- d) *a simply or multiply connected area $R_1 \subset R$.*

However, in the case of d), by replacing R with R_1 , we have in R_1 the cases a), b) and c) or an area R_2 . Repeating this argument leads to the conclusion that the compact and connected sets in R are only a), b), and c). Since the ω -limit set is also invariant, a), b), and c) are equivalent to 1, 2 and 3 in the statement of the theorem. \square

Corollary 2.1. *If there is no equilibrium in $R \subset \mathbb{R}^2$ then there exists a limit cycle in R .*

Proof. If there is no equilibrium in R then cases 1 and 3 in Theorem 2 are not possible and the only possibility is case 2, indicating the existence of a limit cycle. \square

Remark 2. *Note that Corollary 2.1 is the well known Poincaré-Bendixon theorem, and Theorem 2 leads to a different proof of this result.*

There are many physical examples in two dimensions. To mention a few, see the Van der Pol equation (van der Pol 1920) model for an electrical network and the Bruselator model (Prigogine & Lefever 1968) for a chemical reaction.

3.3. Possibilities with $n = 3$ dimensions

Here the compact and positively-invariant region R is a simply or multiply *connected volume* in \mathbb{R}^3 .

In order to identify the ω -limit set in R we use the following *classification theorem* for orientable surfaces.

Theorem 3 (Möbius theorem (Möbius 1863)). *Every orientable surface is topologically equivalent to a sphere, a torus or a multiple torus (double, triple, etc.).*

Although there are more advanced classification theorems that include nonorientable surfaces (Francis & Weeks 1999), the above Möbius theorem is sufficient for our purpose.

Remark 3. *The ω -limit set on a sphere is the same as the ω -limit set in $R \subset \mathbb{R}^2$ given in Theorem 2, i.e., the Euler numbers for a sphere and for \mathbb{R}^2 are the same, specifically, the Euler number is 2. However, the Euler number of a torus is zero, allowing orbits covering it densely with no equilibrium and no limit cycle.*

Theorem 4. *The ω -limit set in a compact and positively invariant region $R \subset \mathbb{R}^3$ can include only*

1. equilibrium points,
2. periodic orbits (i.e., limit cycles),
3. heteroclinic or homoclinic orbits, and
4. a surface topologically equivalent to a torus (single or multiple).

Proof. The ω -limit set of a trajectory in $R \subset \mathbb{R}^3$ is nonempty, compact, invariant and connected (see Theorem 1). The compact and connected sets in $R \subset \mathbb{R}^3$ are

- a) points
- b) closed cycles made of regular points,

- c) closed cycles made of regular and irregular points,
- d) surfaces topologically equivalent to a torus (single or multiple), and
- e) a simply or multiply connected region $R_1 \subset R$.

However, in the case of e), by replacing R by R_1 , in R_1 we have cases a), b), c), d) and a region $R_2 \subset \mathbb{R}^3$. Repeating this argument leads to the conclusion that the compact and connected sets in R are a), b), c) and d). Since the ω -limit set is also invariant, a), b), c) and d) are equivalent to 1, 2, 3 and 4 in the statement of the theorem. \square

To give an example in \mathbb{R}^3 , we chose the well-known Lorenz equations discussed in the next section.

4. THE LORENZ ATTRACTOR

A three-dimensional problem in meteorology that has been intensively studied is the Lorenz system of equations (Lorenz 1963), which are given by

$$\frac{dx}{dt} = 10(y-x); \quad \frac{dy}{dt} = rx-y-xz; \quad \frac{dz}{dt} = -\frac{8}{3}z+xy. \quad (3)$$

The Lorenz equations model a layer of the atmosphere that is warmer at the bottom than at the top. The variables x , y , and z are related, respectively, to the intensity of the air motion, the temperature variations in the horizontal and in the vertical directions of the atmospheric layer. The parameter $r > 0$ is proportional to the temperature difference between the bottom and the top of the atmospheric layer. If $0 < r < 1$ then the origin is the only equilibrium and it is a *stable node*.

At $r = 1$, the system exhibits a *pitchfork bifurcation*, i.e., the origin \mathcal{O} becomes unstable and two new stable nodes are formed for $r > 1$ at

$$\begin{aligned} \mathcal{A} &= \left(-\sqrt{\frac{8}{3}(r-1)}, -\sqrt{\frac{8}{3}(r-1)}, r-1\right) \\ \mathcal{B} &= \left(+\sqrt{\frac{8}{3}(r-1)}, +\sqrt{\frac{8}{3}(r-1)}, r-1\right). \end{aligned}$$

For $1 < r < 24.737$, \mathcal{A} and \mathcal{B} are stable equilibrium points, and they are the ω -limit set of the Lorenz flow. For $r > 24.737$, \mathcal{A} and \mathcal{B} become unstable and a new ω -limit set is formed, which for $r = 28$ has been obtained using numerical integration by Lorenz (1963). For a detailed discussion see Sparrow (2012).

To obtain a compact and positively invariant region R for this problem, let R be the interior of the sphere

$$c^2 = x^2 + y^2 + (z - 38)^2.$$

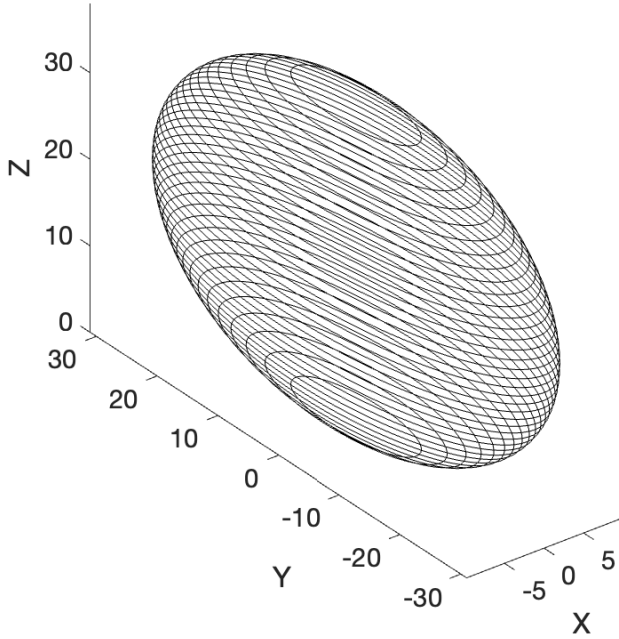


Figure 2. $\frac{dc^2}{dt}$ is negative outside (and positive inside) the depicted ellipsoid centered at $(0, 0, 19)$ and having semimajor axes $(\sqrt{\frac{2888}{30}}, \sqrt{\frac{2888}{3}}, 19) \simeq (9.8, 31.0, 19)$.

It follows that

$$\begin{aligned} \frac{d}{dt}c^2 &= 2x\frac{dx}{dt} + 2y\frac{dy}{dt} + 2(z-38)\frac{dz}{dt} \\ &= -\frac{16}{3}\left[z^2 - 38z + \frac{3}{8}(10x^2 + y^2)\right]. \end{aligned}$$

The ellipsoidal surface for which $\frac{dc^2}{dt} = 0$ can be written

$$1 = \frac{x^2}{\left(\frac{8(19)^2}{30}\right)} + \frac{y^2}{\left(\frac{8(19)^2}{3}\right)} + \frac{(z-19)^2}{19^2}$$

Within the ellipsoid (Fig. 2), $\frac{dc^2}{dt}$ is positive, while it is negative outside. But for $c \gtrsim 40$ the surface for $\frac{dc^2}{dt} = 0$ is fully enclosed within the sphere defining R , and so we conclude that $\frac{dc^2}{dt} < 0$ for any point on the sphere. Hence R is a *positively invariant region*. The ω -limit set obtained numerically is shown in Fig. 3.

We note that the equilibria \mathcal{A} , \mathcal{B} and \mathcal{O} are in R , but not on the ω -limit set in Fig. 3. We also observe that the numerically-obtained ω -limit set shown in Fig. 3 resembles a twisted torus or a double torus. However, a double torus has an Euler number of -2, which implies it must have equilibrium points on it, but such equilibria do not exist. On the other hand, the Euler number of a twisted torus is zero, which allows no equilibria on it. This argument based on the Euler numbers leads to the conclusion that the ω -limit set for the Lorenz attractor is a *twisted torus*.

With the exception of the eight stable manifolds of the equilibria—two each for \mathcal{A} and \mathcal{B} and four for \mathcal{O} —every other orbit in R with arbitrary initial conditions approaches the ω -limit set shown in Fig. 3.

Remark 4. *The crossings of the $x = 0$ plane have the property that the positions of consecutive crossing of the Lorenz orbit change regularly, while the times of consecutive crossing are chaotic.*

ACKNOWLEDGEMENTS

The work of SRC was conducted at the Jet Propulsion Laboratory, California Institute of Technology, under a contract with the National Aeronautics and Space Administration.

REFERENCES

- Birkhoff, G. 1927, *Dynamical Systems* (American Mathematical Society, New York)
- Francis, G. K., & Weeks, J. R. 1999, *The American Mathematical Monthly*, 106, 393
- Lorenz, E. N. 1963, *Journal of Atmospheric Sciences*, 20, 130, doi: [10.1175/1520-0469\(1963\)020<0130:DNF>2.0.CO;2](https://doi.org/10.1175/1520-0469(1963)020<0130:DNF>2.0.CO;2)
- Möbius, A. 1863, *Berichte über die Verhandlungen der Königlich Sächsischen Gesellschaft der Wissenschaften, Mathematisch-physikalische Klasse*, 15, 19
- Prigogine, I., & Lefever, R. 1968, *J. Chem. Phys.*, 48, 1695
- Sparrow, C. 2012, *The Lorenz Equations: Bifurcations, Chaos, and Strange Attractors*, Applied Mathematical Sciences (Springer New York). <https://books.google.com/books?id=ttviBwAAQBAJ>
- van der Pol, B. 1920, *Radio Review*, 1, 701
- Zare, K., & Chesley, S. 1998, *Chaos*, 8, 475, doi: [10.1063/1.166329](https://doi.org/10.1063/1.166329)

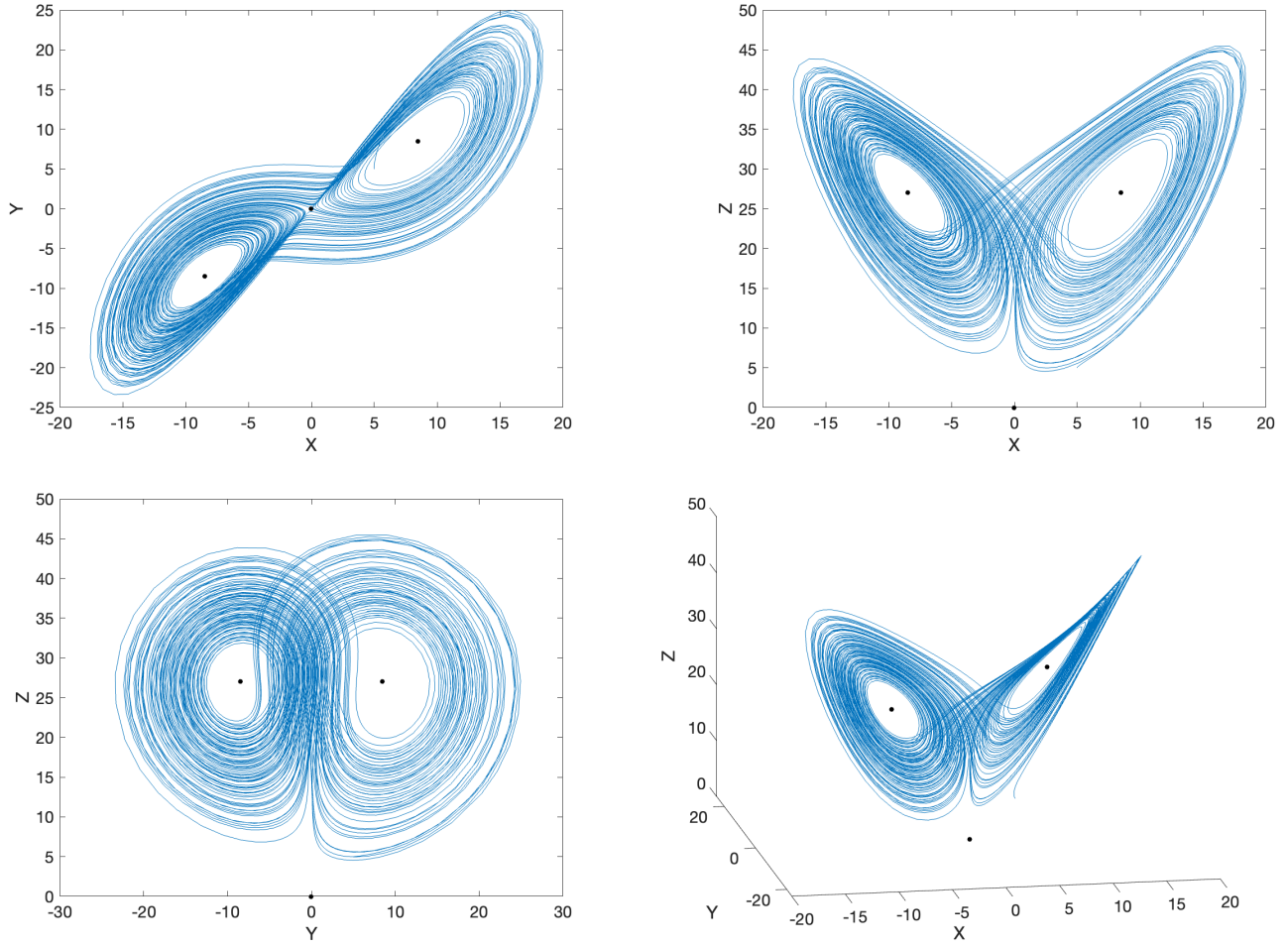


Figure 3. The ω -limit set of the Lorenz flow using the initial condition $(x, y, z) = (5, 5, 5)$. Three two-dimensional projections are shown and an oblique three-dimensional representation. Equilibria \mathcal{A} , \mathcal{B} and \mathcal{O} are marked by black dots.