

Spectral signatures of vibronic coupling in trapped cold atomic Rydberg systems

Joseph W. P. Wilkinson,¹ Weibin Li,² and Igor Lesanovsky^{1,2}

¹*Institut für Theoretische Physik, Universität Tübingen,
Auf der Morgenstelle 14, 72076 Tübingen, Germany*

²*School of Physics and Astronomy and Centre for the Mathematics
and Theoretical Physics of Quantum Non-Equilibrium Systems,
The University of Nottingham, Nottingham, NG7 2RD, United Kingdom*

(Dated: November 29, 2023)

Atoms and ions confined with electric and optical fields form the basis of many current quantum simulation and computing platforms. When excited to high-lying Rydberg states, long-ranged dipole interactions emerge which strongly couple the electronic and vibrational degrees of freedom through state-dependent forces. This vibronic coupling and the ensuing hybridization of internal and external degrees of freedom manifest through clear signatures in the many-body spectrum. We illustrate this by considering the case of two trapped Rydberg ions, for which the interaction between the relative vibrations and Rydberg states realizes a quantum Rabi model. We proceed to demonstrate that the aforementioned hybridization can be probed by radio frequency spectroscopy and discuss observable spectral signatures at finite temperatures and for larger ion crystals.

Introduction — Trapped atomic systems have led to a number of breakthroughs in the fields of quantum many-body and non-equilibrium physics [1–3]. They have been used to study quantum phases of interacting spins [4–6], quantum phase transitions in open quantum many-body systems [7–9], quantum thermodynamics principles [10], and molecular physics using Rydberg aggregates [11–13]. In conventional trapped ion quantum simulators, ions in energetically low-lying electronic states are employed to encode fictitious spin degrees of freedom (qubits) [14–18]. Interactions and high-fidelity conditional operations are then mediated using a so-called phonon bus [19, 20] whereby information encoded in a qubit is mapped onto non-local vibrational excitations and hence transported to another distant qubit. The required spin-phonon or vibronic coupling is achieved by state-dependent light shifts [21]. In a relatively recent development, ions have been excited by lasers to energetically high-lying electronic states, known as Rydberg states [22–27], that interact via electric dipole forces. This mechanism allows for the implementation of strong coherent interactions, which have been utilized to generate submicrosecond entangling gate operations [28], and to mediate effective spin interactions that do not rely on the phonon bus. This frees up the phononic degrees of freedom and allows one to exploit them to study a range of interesting setups in which trap vibrations are coupled to interacting electronic states [29]. Recent proposals for the implementation of long-range non-binary interactions [30], the analysis of geometric phases near conical intersections [31], and the probing of the Jahn-Teller effect in artificial molecular systems [32] are building on this idea.

In this work, we investigate a scenario where we create strong vibronic coupling in the electronic Rydberg state manifold between a pair of trapped ions. This is achieved by exciting Rydberg states under so-called facilitation or anti-blockade conditions [33–38]. In these circum-

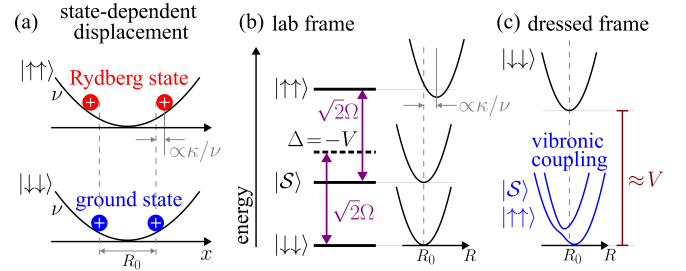


Figure 1. System. (a) Two ions confined within a harmonic potential with trap frequency ν . When both ions are in their electronic ground states, i.e., $|\downarrow\downarrow\rangle = |\downarrow\rangle \otimes |\downarrow\rangle$, the equilibrium distance between the ions is R_0 . However, when both ions are simultaneously excited to Rydberg states $|\uparrow\uparrow\rangle$, electric dipole interactions displace the ions from their equilibrium positions by an amount proportional to κ/ν where κ parameterizes the strength of the vibronic (i.e., spin-phonon) coupling. (b) Relevant energy levels for the system of two trapped ions in the (stationary) lab frame. The laser, with detuning Δ and Rabi frequency Ω , couples the state $|\downarrow\downarrow\rangle$, via the singly excited symmetric state $|S\rangle$, to the doubly excited Rydberg state $|\uparrow\uparrow\rangle$. We consider the regime where the laser detuning cancels the interaction V between the Rydberg ions at their equilibrium separation R_0 (i.e., $\Delta = -V$). Dipolar forces between Rydberg ions couple the relative vibrational motion to the electronic degrees of freedom. (c) External dynamics in the dressed frame (rotating with the laser). Ions in the state $|\downarrow\downarrow\rangle$ experience a virtually unperturbed confinement of their relative motion. In contrast, the states $|S\rangle$ and $|\uparrow\uparrow\rangle$ hybridize with the motional degrees of freedom. The resulting coupled electronic potential surfaces are located at an energy of approximately $E \approx -V$.

stances the vibronic coupling between excited electronic and phonons is described by a quantum Rabi model [39]. We show how these hybridized states can be probed via radio frequency modulation of the Rydberg state excitation laser, discuss the spectroscopic signatures of the vibronic coupling, and study their dependence on tem-

perature. Our investigation highlights the potential in using trapped atomic systems of Rydberg ions, or atoms, to realize and create complex scenarios with coupled electronic and vibrational motion, that are of importance in, e.g., chemical reactions [40–42], molecular dynamics [43–45] and biological processes [46].

Model — We consider a chain of ions trapped within a linear Paul trap. The internal degrees of freedom of each ion are modelled by two levels, denoted $|\downarrow\rangle$ and $|\uparrow\rangle$, respectively representing an electronically low-lying ground state and high-lying Rydberg state of an alkali earth metal ion [22]. The states are coupled by a laser with Rabi frequency Ω and detuning Δ . The Rydberg state $|\uparrow\rangle$ is assumed to be a dressed state generated by coupling suitably chosen states from within the Rydberg manifold via a microwave (MW) field (see, e.g., Ref. [22, 28]). This dressing technique produces strong dipole interactions amongst Rydberg states with a strength that is parameterized by $V = (1/4\pi\epsilon_0)(d^2/R_0^3)$ [47] with d the electric transition dipole moment between the microwave coupled Rydberg states and R_0 the equilibrium distance between ions. Recently, such MW dressed Rydberg states have been used to realize a submicrosecond entangling gate between trapped ions excited to Rydberg states [28]. This interaction among Rydberg states also gives rise to mechanical forces, as shown in Fig. 1a (see also Ref. [32]), that induce state-dependent displacements [30, 48]. Note, that mechanical effects are similarly present when single trapped ions are excited to Rydberg states, due to state-dependent changes of the (effectively) static ponderomotive trapping potential [26, 49]. For the sake of simplicity, however, we will not account for these effects here, since they can be eliminated through precise control of the polarizability of the MW-dressed Rydberg states [50].

To illustrate our ideas, we initially consider a setup consisting of two ions, as depicted in Fig. 1, and later generalize to N ions. The spin-phonon coupled model Hamiltonian for a pair of trapped Rydberg ions is derived in detail in the Supplemental Material (SM) [47] and is given by (n.b., $\hbar = 1$),

$$H = \Delta[n_1 + n_2] + \Omega[\sigma_1^x + \sigma_2^x] + Vn_1n_2 + \omega_2a_2^\dagger a_2 + \kappa_2[a_2^\dagger + a_2]n_1n_2. \quad (1)$$

The first three terms describe the effective spin dynamics modelling the internal electronic degrees of freedom of the ions, the former two the interactions of the ions with the electric fields and the latter the interactions between the ions in the Rydberg states. Here, $n_i = |\uparrow\rangle\langle\uparrow|_i$ is the projector onto the Rydberg state of ion i and $\sigma_i^x = |\uparrow\rangle\langle\downarrow|_i + |\downarrow\rangle\langle\uparrow|_i$ the associated Pauli- x operator acting on ion i . The next term governs the external vibrational degrees of freedom, which are modelled by a phonon mode with frequency ω_2 and creation and annihilation operators a_2^\dagger and a_2 . The final term accounts for

coupling between the internal electronic and external vibrational degrees of freedom with coupling constant κ_2 . It is obtained by linearly expanding the dipole-dipole interaction potential among the ions about their equilibrium positions [32]. For two ions the state-dependent force only couples the relative vibrational motion with the electronic dynamics and the center of mass motion is merely a spectator. In terms of the ion trap frequency ν (see Fig. 1a), the relative mode frequency is $\omega_2 = \sqrt{3}\nu$ with coupling strength $\kappa_2 < 0$. Conversely, for the center of mass mode we have $\omega_1 = \nu$ yet $\kappa_1 = 0$. The spin-phonon coupling strength takes the form [47],

$$\kappa_p = -\frac{3V}{R_0} \frac{\Gamma_p}{\sqrt{2M\omega_p}}, \quad (2)$$

with M being the ion mass and Γ_p the coupling coefficient associated to the mode p with frequency ω_p (for two ions, $\Gamma_1 = 0$ and $\Gamma_2 = \sqrt{2}$).

The coupling strength (2) scales as $\kappa \sim M^{5/6}\nu^{13/6}$. Therefore, the heavier the ion and the larger the trap frequency, the stronger the coupling. This is why we consider first barium $^{138}\text{Ba}^+$ ions with isotopic mass $M = 137.9\text{ u}$ [51]. Here, the electronically low-lying ground state $|\downarrow\rangle$ is the metastable state $|5D_{5/2}\rangle$, while the highly-excited dressed Rydberg state $|\uparrow\rangle$ is the superposition $|\uparrow\rangle = [n\text{P}_{1/2}\rangle - |n\text{S}_{1/2}\rangle]/\sqrt{2}$. These states are coupled by a two-photon excitation scheme via the intermediate state $|7\text{P}_{3/2}\rangle$ [27, 28]. Using Rydberg states with a principal quantum number $n = 60$ and a linear Paul trap with trapping frequency $\nu = 2\pi \times 6\text{ MHz}$ returns an equilibrium ion separation $R_0 = 1.12\mu\text{m}$, which in turn gives an interaction strength $V = 28\omega_2$ and coupling strength $\kappa_2 = -0.20\omega_2$ (see Fig. 2b). Note, that these values are somewhat extreme, yet feasible [27]. Later, we will show that these can be drastically relaxed when considering larger ion crystals.

Spectrum — In the following we consider the case in which the laser detuning Δ cancels the interaction energy V (i.e., $\Delta + V = 0$), as illustrated in Fig. 1a. In this facilitation regime, the spin-phonon coupling is particularly prominent and a simplified analytical model can be developed. Due to the symmetry, the laser only couples the state $|\downarrow\downarrow\rangle$, the singly excited symmetric state $|\mathcal{S}\rangle = [|\uparrow\downarrow\rangle + |\downarrow\uparrow\rangle]/\sqrt{2}$, and the doubly excited Rydberg state $|\uparrow\uparrow\rangle$ (see Fig. 1b). The singly excited antisymmetric state $|\mathcal{A}\rangle = [|\uparrow\downarrow\rangle - |\downarrow\uparrow\rangle]/\sqrt{2}$ is decoupled from the aforementioned dynamics. Moreover, taking into account that $V \gg \Omega$, we notice that the state $|\downarrow\downarrow\rangle$ only acquires a weak light shift, which we henceforth neglect. The states $|\mathcal{S}\rangle$ and $|\uparrow\uparrow\rangle$, on the other hand, are resonantly coupled to the laser field, with the electronic state $|\uparrow\uparrow\rangle$ and furthermore coupled to the vibrational motion. As pictured in Fig. 1c, the hybridized states resulting from this coupling have an energy of approximately $E \approx -V$.

In Fig. 2a, we show the full vibronic coupled spectrum for $V = 28\omega_2$ and $\kappa_2 = -0.20\omega_2$ as a function of the laser

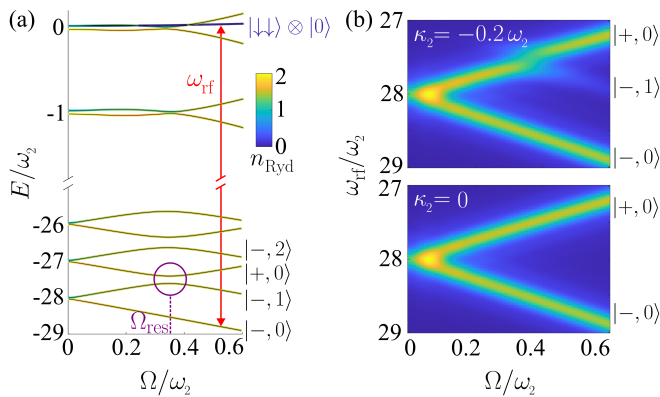


Figure 2. **Spectrum and radio frequency spectroscopy.** (a) Energy spectrum of the two-ion Hamiltonian in Eq. (1) for $V = -\Delta = 28\omega_2$ with $\kappa_2 = -0.20\omega_2$ as a function of the Rabi frequency Ω . The color of the line encodes the average number of Rydberg excitations $n_{\text{Ryd}} = \langle n_1 + n_2 \rangle$ of the approximate eigenstate. The blue line represents the initial state which, as shown, is adiabatically connected to the electronic state $|\downarrow\downarrow\rangle$ in the limit $\Omega, \kappa_2 \rightarrow 0$. For all the values of Ω considered here, this eigenstate contains only a tiny admixture of the Rydberg states. Transitions between states can be driven by applying a radio frequency field with frequency ω_{rf} . This facilitates the probing of the coupling between the electronic and vibrational degrees of freedom that occurs in the vicinity of the resonance at $\Omega = \Omega_{\text{res}} = \omega_2/2\sqrt{2}$, marked by the purple circle. The state symbols in the lower branches denote eigenstates in the limit $\kappa \rightarrow 0$ (see the main text for details). (b) Spectroscopy of the hybridized electronic and vibrational states. For fixed Ω , the system is initially prepared in a state adiabatically connected to the electronic ground state $|\downarrow\downarrow\rangle$. Irradiating the ions with an electric field of radio frequency ω_{rf} and strength $\Omega_{\text{rf}} = 0.1\omega_2$ (see Eq. (5) for details) and integrating the average number of Rydberg excitations over a period $\omega_2\tau = 30$ yields the signal $I = \int_0^\tau dt \langle n_1 + n_2 \rangle(t)$, which is represented by the color code (in arbitrary units). In the top panel, the hybridization of the dynamics is clearly signalled by an avoided crossing, whereas in the bottom panel, the electronic and vibrational motion are uncoupled (i.e., $\kappa_2 = 0$).

Rabi frequency Ω . In the region with energy $E \approx -V$, we indeed observe an avoided crossing, indicated by a circle, which is a manifestation of the strong coupling between the internal electronic and external vibrational degrees of freedom. In order to study this coupling, it is convenient to introduce the following states, $|\pm\rangle = (|\uparrow\uparrow\rangle \pm |\mathcal{S}\rangle)/\sqrt{2}$. The approximate Hamiltonian for the manifold spanned by these states is then given by [47],

$$\begin{aligned} \bar{H} = \sqrt{2}\Omega \begin{bmatrix} 1 & 0 \\ 0 & -1 \end{bmatrix} - V \begin{bmatrix} 1 & 0 \\ 0 & 1 \end{bmatrix} \\ + \omega_2 a_2^\dagger a_2 + \frac{\kappa_2}{2} [a_2^\dagger + a_2] \begin{bmatrix} 1 & 1 \\ 1 & 1 \end{bmatrix}, \end{aligned} \quad (3)$$

where the energy is with respect to the unexcited ground state $|\downarrow\downarrow\rangle$. This Hamiltonian is a variant of the quantum Rabi model with spin-phonon coupling constant κ_2 [39]. For $\kappa_2 = 0$, the spin-phonon dynamics decouple and the

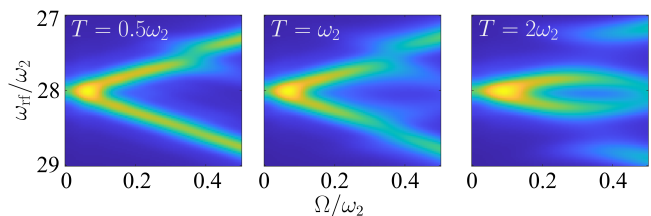


Figure 3. **Spectroscopy at finite temperature.** Radio frequency spectrum for the initially prepared state $|\downarrow\downarrow\rangle\langle\downarrow\downarrow| \otimes \rho_T$ at different temperatures T . Initial states with high vibrational mode quantum numbers n couple to more symmetric parts of the spectrum. As such, the higher T the more symmetric the signal becomes about $\omega_{\text{rf}} = V$. The data plotted is generated using the parameters in Fig. 2 with $\kappa_2 = -0.20\omega_2$ (see Fig. 2b for details). Note that for $\kappa_2 = 0$, all of these plots would be indistinguishable from the bottom panel of Fig. 2b.

Hamiltonian becomes diagonal. The energy eigenvalues are then $\bar{E}_{\pm, N} = -V \pm \sqrt{2}\Omega + N\omega_2$ with the associated eigenstates given by $|\pm, N\rangle = |\pm\rangle \otimes |N\rangle$, where $|N\rangle$ is an eigenstate of the number operator with eigenvalue N . A resonance occurs when any two of these energies become degenerate: e.g., the resonance shown in Fig. 2a is due to the states $|+, 0\rangle$ and $|-, 1\rangle$, which become degenerate at $\Omega = \Omega_{\text{res}} \approx \omega_2/2\sqrt{2}$. Note, this is only an approximate value for the resonance frequency since we are neglecting second order light shifts. In general, resonances occur at Rabi frequencies $\Omega = \Omega_{NM}^{\text{res}} \approx [N - M]\omega_2/2\sqrt{2}$ for $N > M$ with $N, M \in \mathbb{N}$. Calculating the approximate eigenstates at the resonance between the states $|+, 0\rangle$ and $|-, 1\rangle$ highlighted in Fig. 2a, we find that [47],

$$|\bar{E}_{\pm}^{\text{res}}\rangle = \frac{1}{2} [|\uparrow\uparrow\rangle \otimes [|1\rangle \pm |0\rangle] - |\mathcal{S}\rangle \otimes [|1\rangle \mp |0\rangle]], \quad (4)$$

which evidently shows hybridization of the electronic and vibrational degrees of freedom. The resonant level splitting is given by the spin-phonon coupling strength κ_2 .

Spectroscopy — In order to probe the spectrum that is shown in Fig. 2a in an actual experiment, we propose to perform radio frequency (rf) spectroscopy. To implement this in our theoretical investigation, we replace the Rabi frequency in the Hamiltonian in Eq. (1) according to,

$$\Omega \rightarrow \Omega(t) = \Omega + \Omega_{\text{rf}} \cos(\omega_{\text{rf}}t), \quad (5)$$

where ω_{rf} and Ω_{rf} are the radio frequency and amplitude modulation of the field. The spectroscopic protocol is as follows: to start, we prepare the system in the state $|\downarrow\downarrow\rangle \otimes |0\rangle$, i.e., the state within which both the ions are in their electronic ground states and the relative phonon mode is in its vibrational ground state with zero phonons $|0\rangle$. Next, we switch on the laser to set the desired value for the time-independent part, Ω of the Rabi frequency ($\Omega_{\text{rf}} = 0$). Assuming that this proceeds adiabatically, it amounts to moving along the blue line in

Fig. 2a. Note, however, that in practice a sudden turning on of the laser should also suffice, since for all considered values of the Rabi frequency $\Omega(t)$, the state colored in blue corresponds to the aforementioned initial state $|\downarrow\downarrow\rangle \otimes |0\rangle$, up to corrections of the order $[\Omega/V]^2$. Following this, the rf modulation is switched on (i.e., Ω_{rf} is set to a non-zero value). If now the radio frequency ω_{rf} is set to the energy splitting between two hybridized levels, illustrated by the red arrow in Fig. 2a, a transition occurs. Since the initial state contains no Rydberg excitations, monitoring the number of ions in Rydberg states provides a direct spectroscopic signature for a transition having taken place, as demonstrated in Fig. 2b. Here, we plot the time-integrated number of Rydberg excitations, $I = \int_0^\tau dt (n_1 + n_2)(t)$, as a function of ω_{rf} and $\Omega(t)$ over a time interval of $\omega_2\tau = 30$.

Transitions can only occur if the Hamiltonian possesses a non-vanishing matrix element between initial and final states. For the chosen initial state, this is only the case if the final state contains an admixture of the state $|\mathcal{S}\rangle \otimes |0\rangle$ (i.e., single Rydberg excitation and zero phonon modes). Accordingly, in the limit $\kappa_2 = 0$, only the states $|\pm, 0\rangle$ can be excited, as shown in Fig. 2b. With increasing vibronic coupling, and in the vicinity of the resonance depicted in Fig. 2a, the electronic and vibrational motions hybridize. Their quantum state is approximated by that in Eq. (4), which contains the doubly excited Rydberg state $|\uparrow\uparrow\rangle$ and a singly excited Rydberg state accompanied by a phonon state. However, since this exhibits overlap with the state $|\mathcal{S}\rangle \otimes |0\rangle$, these states can also be excited from the initial state $|\downarrow\downarrow\rangle \otimes |0\rangle$ and from inspection of Fig. 2b one clearly observes the associated avoided crossing.

At finite temperature, the initial phonon state is a thermal state, $\rho_T = \sum_{N=0}^{\infty} e^{-N\omega_2/T} / [1 - e^{-\omega_2/T}] |N\rangle\langle N|$. The occupation of higher vibrational states opens novel transition channels. Indeed, in contrast to the $T = 0$ case the aforementioned transitions do not probe the lower edge of the spectrum, which is delimited by the state $|- , 0\rangle$ (see Fig. 2b), whose energy decreases linearly with $\Omega(t)$. Instead, they lead to states symmetrically repelled by other states with higher and lower energy. For example, the initial state in Fig. 2a couples to states with asymptotes $|+, 0\rangle$ and $|- , 2\rangle$. This coupling to a more symmetric part of the spectrum then manifests in the spectroscopic signal, as pictured in Fig. 3. For sufficiently low T , the signal is close to that in the upper panel in Fig. 2b. However, the signal becomes symmetric about $\omega_{\text{rf}} = V$ as T increases. Note, in the absence of spin-phonon coupling (i.e., $\kappa_2 = 0$), the spectrum would be identical to the lower panel of Fig. 2b for all T . Hence, small, but finite temperatures, increase the spectral signature of the vibronic coupling.

Ion crystals — We now generalize our considerations to a chain of N ions confined within a linear Paul trap [22]. For simplicity, we assume that only the centermost pair of ions are irradiated with the laser. This leads to the

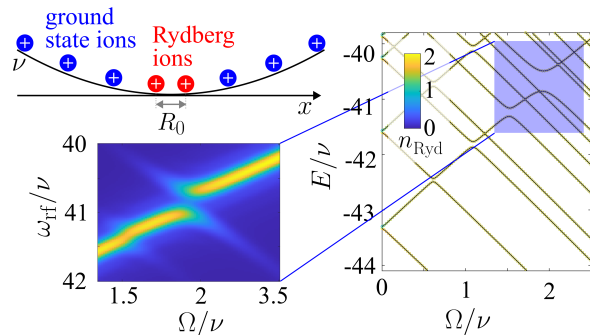


Figure 4. **Larger ion crystals.** Energy and radio frequency spectrum of a chain of trapped Rydberg ions (c.f., Fig. 2). As the number of ions in the crystal N increases, the equilibrium separation between the two centermost ions R_0 decreases [51]. Here, we consider a chain of $N = 8$ strontium $^{88}\text{Sr}^+$ ions [52], confined within a trap of trapping frequency $\nu = 2\pi \times 2$ MHz. In the electronic ground state (i.e., $|\downarrow \cdots \downarrow\rangle$), the equilibrium separation between the centermost pair of ions $R_0 = 1.37 \mu\text{m}$. When these ions are excited to Rydberg states (i.e., $|\uparrow\rangle$), they interact with a strength $V = 43\nu$. In contrast to the 2 ion case (c.f., Fig. 2), the spins now couple to 4 modes with frequency $\omega_2 = 1.73\nu$, $\omega_4 = 3.06\nu$, $\omega_6 = 4.29\nu$, $\omega_8 = 5.44\nu$ and strength $\kappa_2 = -0.06\nu$, $\kappa_4 = -0.10\nu$, $\kappa_6 = -0.15\nu$, $\kappa_8 = -0.27\nu$. Note, in particular, the coupling to the latter mode which manifests as an avoided crossing that can be probed via radio frequency spectroscopy (c.f., Fig. 2b), as demonstrated in the outset.

Hamiltonian [47],

$$H = \Delta[n_1 + n_2] + \Omega[\sigma_1^x + \sigma_2^x] + Vn_1n_2 + \sum_{p=1}^N \omega_p a_p^\dagger a_p + \sum_{p=1}^N \kappa_p [a_p^\dagger + a_p] n_1 n_2, \quad (6)$$

where for simplicity we have labelled the centermost pair of ions $i = 1, 2$. Note that the coupling coefficients Γ_p for modes with odd p vanish for even numbers of ions N [47]. Larger ion crystals give rise to increased spin-phonon coupling strengths: ions in the trap center (see Fig. 4) get closer and their interaction features stronger forces. To demonstrate this, we consider an ion crystal of $N = 8$ strontium $^{88}\text{Sr}^+$ ions of mass $M = 87.9$ u, with parameter values that are significantly “relaxed” compared to the previously considered case of barium: the state $|\downarrow\rangle$ is the metastable state $|4D_{5/2}\rangle$ while the excited state $|\uparrow\rangle$ is the (dressed) Rydberg state $|\uparrow\rangle = [|nP_{1/2}\rangle - |nS_{1/2}\rangle] / \sqrt{2}$ with the principal quantum number $n = 50$. Using a trap frequency $\nu = 2\pi \times 2$ MHz, we obtain an equilibrium separation between the central ions $R_0 = 1.37 \mu\text{m}$, which returns an interaction strength $V = 43\nu$. In contrast to the two ion setup of Fig. 1, the spin dynamics couples to four phonon modes with frequencies $\omega_2 = 1.73\nu$, $\omega_4 = 3.06\nu$, $\omega_6 = 4.29\nu$, and $\omega_8 = 5.44\nu$, and associated coupling strengths $\kappa_2 = -0.06\nu$, $\kappa_4 = -0.10\nu$, $\kappa_6 = -0.15\nu$, and $\kappa_8 = -0.27\nu$. The strong coupling to the latter mode manifests as a large avoided crossing in

the rf spectroscopy, as shown in Fig. 4. For reference, the parameters used to calculate the mode frequencies, coupling strengths, interaction strength, and equilibrium separations are tabulated in the SM [47].

Summary and outlook — We have shown that strong state-dependent forces in Rydberg ions allow the engineering and exploration of vibronic interactions in trapped ion quantum simulators. Signatures of the ensuing coupling between electronic and vibrational degrees of freedom are directly visible in the spectroscopy of Rydberg states with radio frequency modulated laser. While we focused in this paper on analytically and numerically tractable situations, the rapid growth of the number of bosonic and electronic degrees of freedom very rapidly allows to reach many-body scenarios which are intractable on classical computers. Quantitative and spatially resolved Rydberg spectroscopy in the highly controllable trapped ion quantum simulation environment can be utilized here to benchmark and advance numerical approximations schemes, i.e., by allowing an understanding of which (quantum) correlations are most important to capture the observed spectral signatures as the number of degrees of freedom is growing.

We gratefully acknowledge discussions with M. Hennrich. We are grateful for funding from the Deutsche Forschungsgemeinschaft (DFG, German Research Foundation) under Projects No. 428276754 and 435696605 as well as through the Research Unit FOR 5413/1, Grant No. 465199066. This project has also received funding from the European Union’s Horizon Europe research and innovation program under Grant Agreement No. 101046968 (BRISQ). This work was supported by the University of Nottingham and the University of Tübingen’s funding as part of the Excellence Strategy of the German Federal and State Governments, in close collaboration with the University of Nottingham. This work also received supported from the Engineering and Physical Sciences Research Council [grant numbers EP/V031201/1 and EP/W015641/1]. JW was supported by the University of Tübingen through a Research@Tübingen fellowship.

[1] M. Lewenstein, A. Sanpera, V. Ahufinger, B. Damski, A. Sen(De), and U. Sen, Ultracold atomic gases in optical lattices: mimicking condensed matter physics and beyond, *Adv. Phys.* **56**, 243 (2007).
 [2] C. Gross and I. Bloch, Quantum simulations with ultracold atoms in optical lattices, *Science* **357**, 995 (2017).
 [3] C. Monroe, W. C. Campbell, L.-M. Duan, Z.-X. Gong, A. V. Gorshkov, P. W. Hess, R. Islam, K. Kim, N. M. Linke, G. Pagano, P. Richerme, C. Senko, and N. Y. Yao, Programmable quantum simulations of spin systems with trapped ions, *Rev. Mod. Phys.* **93**, 025001 (2021).
 [4] D. Porras and J. I. Cirac, Effective quantum spin systems with trapped ions, *Phys. Rev. Lett.* **92**, 207901 (2004).

[5] A. Friedenauer, H. Schmitz, J. T. Glueckert, D. Porras, and T. Schaetz, Simulating a quantum magnet with trapped ions, *Nature Phys.* **4**, 757 (2008).
 [6] P. Schauß, J. Zeiher, T. Fukuhara, S. Hild, M. Cheneau, T. Macrì, T. Pohl, I. Bloch, and C. Gross, Crystallization in Ising quantum magnets, *Science* **347**, 1455 (2015).
 [7] M. Greiner, M. Olaf, E. Tilman, T. W. Hänsch, and I. Bloch, Quantum phase transition from a superfluid to a Mott insulator in a gas of ultracold atoms, *Nature* **415**, 39 (2002).
 [8] M. Vojta, Quantum phase transitions, *Rep. Prog. Phys.* **66**, 2069 (2003).
 [9] S. Diehl, A. Micheli, A. Kantian, B. Kraus, H. P. Büchler, and P. Zoller, Quantum states and phases in driven open quantum systems with cold atoms, *Nature Phys.* **4**, 878 (2008).
 [10] O. Abah, J. Roßnagel, G. Jacob, S. Deffner, F. Schmidt-Kaler, K. Singer, and E. Lutz, Single-ion heat engine at maximum power, *Phys. Rev. Lett.* **109**, 203006 (2012).
 [11] S. Wüster, A. Eisfeld, and J. M. Rost, Conical intersections in an ultracold gas, *Phys. Rev. Lett.* **106**, 153002 (2011).
 [12] D. W. Schönleber, A. Eisfeld, M. Genkin, S. Whitlock, and S. Wüster, Quantum simulation of energy transport with embedded Rydberg aggregates, *Phys. Rev. Lett.* **114**, 123005 (2015).
 [13] S. Wüster, Quantum Zeno suppression of intramolecular forces, *Phys. Rev. Lett.* **119**, 013001 (2017).
 [14] K. Kim, M.-S. Chang, R. Islam, S. Korenblit, L.-M. Duan, and C. Monroe, Entanglement and tunable spin-spin couplings between trapped ions Using multiple transverse modes, *Phys. Rev. Lett.* **103**, 120502 (2009).
 [15] K. Kim, M.-S. Chang, S. Korenblit, R. Islam, E. E. Edwards, J. K. Freericks, G.-D. Lin, L.-M. Duan, and C. Monroe, Quantum simulation of frustrated Ising spins with trapped ions, *Nature* **465**, 590 (2010).
 [16] J. T. Barreiro, M. Müller, P. Schindler, D. Nigg, T. Monz, M. Chwalla, M. Hennrich, C. F. Roos, P. Zoller, and R. Blatt, An open-system quantum simulator with trapped ions, *Nature* **470**, 486 (2011).
 [17] M. Müller, K. Hammerer, Y. L. Zhou, C. F. Roos, and P. Zoller, Simulating open quantum systems: from many-body interactions to stabilizer pumping, *New J. Phys.* **13**, 085007 (2011).
 [18] C. Schneider, D. Porras, and T. Schaetz, Experimental quantum simulations of many-body physics with trapped ions, *Rep. Prog. Phys.* **75**, 024401 (2012).
 [19] C. D. Bruzewicz, J. Chiaverini, R. McConnell, and J. M. Sage, Trapped-ion quantum computing: progress and challenges, *Appl. Phys. Rev.* **6**, 021314 (2019).
 [20] T. Behrle, T. L. Nguyen, F. Reiter, D. Baur, B. de Neeve, M. Stadler, M. Marinelli, F. Lancellotti, S. F. Yelin, and J. P. Home, Phonon laser in the quantum regime, *Phys. Rev. Lett.* **131**, 043605 (2023).
 [21] P. C. Haljan, K.-A. Brickman, L. Deslauriers, P. J. Lee, and C. Monroe, Spin-dependent forces on trapped ions for phase-stable quantum gates and entangled states of spin and motion, *Phys. Rev. Lett.* **94**, 153602 (2005).
 [22] M. Müller, L. Liang, I. Lesanovsky, and P. Zoller, Trapped Rydberg ions: from spin chains to fast quantum gates, *New J. Phys.* **10**, 093009 (2008).
 [23] F. Schmidt-Kaler, T. Feldker, D. Kolbe, J. Walz, M. Müller, P. Zoller, W. Li, and I. Lesanovsky, Rydberg excitation of trapped cold ions: a detailed case study,

- New J. Phys.* **13**, 075014 (2011).
- [24] T. Feldker, P. Bacher, M. Stappel, D. Kolbe, R. Geritsma, J. Walz, and F. Schmidt-Kaler, Rydberg excitation of a single trapped ion, *Phys. Rev. Lett.* **115**, 173001 (2015).
- [25] H. Labuhn, D. Barredo, S. Ravets, S. de Léséleuc, T. Macrì, T. Lahaye, and A. Browaeys, Tunable two-dimensional arrays of single Rydberg atoms for realizing quantum Ising models, *Nature* **534**, 667 (2016).
- [26] G. Higgins, W. Li, F. Pokorny, C. Zhang, F. Kress, C. Maier, J. Haag, Q. Bodart, I. Lesanovsky, and M. Hennrich, Single strontium Rydberg ion confined in a Paul trap, *Phys. Rev. X* **7**, 021038 (2017).
- [27] A. Makhberi, M. Hennrich, and F. Schmidt-Kaler, Trapped Rydberg ions: a new platform for quantum information processing (Academic Press, 2020) Chap. 4, pp. 233–306.
- [28] C. Zhang, F. Pokorny, W. Li, G. Higgins, A. Pöschl, I. Lesanovsky, and M. Hennrich, Submicrosecond entangling gate between trapped ions via Rydberg interaction, *Nature* **580**, 345 (2020).
- [29] Z. Zhang, M. Yuan, B. Sundar, and K. R. A. Hazzard, *Motional decoherence in ultracold Rydberg atom quantum simulators of spin models* (2022), arXiv:2201.08463 [cond-mat.quant-gas].
- [30] F. M. Gambetta, C. Zhang, M. Hennrich, I. Lesanovsky, and W. Li, Long-range multibody interactions and three-body antiblockade in a trapped Rydberg ion chain, *Phys. Rev. Lett.* **125**, 133602 (2020).
- [31] F. M. Gambetta, C. Zhang, M. Hennrich, I. Lesanovsky, and W. Li, Exploring the many-body dynamics near a conical intersection with trapped Rydberg ions, *Phys. Rev. Lett.* **126**, 233404 (2021).
- [32] M. Magoni, R. Joshi, and I. Lesanovsky, Molecular dynamics in Rydberg tweezer arrays: spin-phonon entanglement and Jahn-Teller effect, *Phys. Rev. Lett.* **131**, 093002 (2023).
- [33] T. Amthor, C. Giese, C. S. Hofmann, and M. Weidemüller, Evidence of antiblockade in an ultracold Rydberg gas, *Phys. Rev. Lett.* **104**, 013001 (2010).
- [34] C. Simonelli, M. M. Valado, G. Masella, L. Asteria, E. Arimondo, D. Ciampini, and O. Morsch, Seeded excitation avalanches in off-resonantly driven Rydberg gases, *J. Phys. B* **49**, 154002 (2016).
- [35] F. Letscher, O. Thomas, T. Niederprüm, M. Fleischhauer, and H. Ott, Bistability versus metastability in driven dissipative Rydberg gases, *Phys. Rev. X* **7**, 021020 (2017).
- [36] S. Helmrich, A. Arias, G. Lochead, T. Wintermantel, M. Buchhold, S. Diehl, and S. Whitlock, Signatures of self-organized criticality in an ultracold atomic gas, *Nature* **577**, 481 (2020).
- [37] P. Kitson, T. Haug, A. La Magna, O. Morsch, and L. Amico, *Rydberg atomtronic devices* (2023), arXiv:2310.18242 [quant-ph].
- [38] D. Brady and M. Fleischhauer, *Mean-field approach to Rydberg facilitation in a gas of atoms at high and low temperatures* (2023), arXiv:2308.14408 [cond-mat.quant-gas].
- [39] Q. Xie, H. Zhong, M. T. Batchelor, and C. Lee, The quantum Rabi model: solution and dynamics, *J. Phys. A* **50**, 113001 (2017).
- [40] C. Hempel, C. Maier, J. Romero, J. McClean, T. Monz, H. Shen, P. Jurcevic, B. P. Lanyon, P. Love, R. Babbush, A. Aspuru-Guzik, R. Blatt, and C. F. Roos, Quantum chemistry calculations on a trapped-ion quantum simulator, *Phys. Rev. X* **8**, 031022 (2018).
- [41] F. Schlawin, M. Gessner, A. Buchleitner, T. Schätz, and S. S. Skourtis, Continuously parametrized quantum simulation of molecular electron-transfer reactions, *PRX Quantum* **2**, 010314 (2021).
- [42] M. Han, J. Fedyk, J.-B. Ji, V. Despré, A. I. Kuleff, and H. J. Wörner, Observation of nuclear wave-packet interference in ultrafast interatomic energy transfer, *Phys. Rev. Lett.* **130**, 253202 (2023).
- [43] R. J. MacDonell, T. Navickas, T. F. Wohlers-Reichel, C. H. Valahu, A. D. Rao, M. J. Millican, M. A. Curington, M. J. Biercuk, T. R. Tan, C. Hempel, and I. Kassal, Predicting molecular vibronic spectra using time-domain analog quantum simulation, *Chem. Sci.* **14**, 9439 (2023).
- [44] J. Whitlow, Z. Jia, Y. Wang, C. Fang, J. Kim, and K. R. Brown, Quantum simulation of conical intersections using trapped ions, *Nature Chem.* **15**, 1509 (2023).
- [45] C. H. Valahu, V. C. Olaya-Agudelo, R. J. MacDonell, T. Navickas, A. D. Rao, M. J. Millican, J. B. Pérez-Sánchez, J. Yuen-Zhou, M. J. Biercuk, C. Hempel, *et al.*, Direct observation of geometric-phase interference in dynamics around a conical intersection, *Nature Chem.* **15**, 1503 (2023).
- [46] S. Rinaldi, F. Melaccio, S. Gozem, F. Fanelli, and M. Olivucci, Comparison of the isomerization mechanisms of human melanopsin and invertebrate and vertebrate rhodopsins, *Proc. Natl. Acad. Sci. U.S.A.* **111**, 1714 (2014).
- [47] See Supplemental Material for a detailed derivation of the spin-phonon coupled model Hamiltonian and values for experimental and theoretical parameters.
- [48] W. Li and I. Lesanovsky, Electronically excited cold ion crystals, *Phys. Rev. Lett.* **108**, 023003 (2012).
- [49] J. Vogel, W. Li, A. Makhberi, I. Lesanovsky, and F. Schmidt-Kaler, Shuttling of Rydberg ions for fast entangling operations, *Phys. Rev. Lett.* **123**, 153603 (2019).
- [50] F. Pokorny, C. Zhang, G. Higgins, and M. Hennrich, *Magic trapping of a Rydberg ion with a diminished static polarizability* (2020), arXiv:2005.12422 [physics.atom-ph].
- [51] D. F. V. James, Quantum dynamics of cold trapped ions with application to quantum computation, *Appl. Phys. B* **66**, 181 (1998).
- [52] A. Kramida, Y. Ralchenko, J. Reader, and NIST ASD Team, *NIST Atomic Spectra Database (v. 5.10)* (2023).

SUPPLEMENTAL MATERIAL

Spectral signatures of vibronic coupling in trapped cold atomic Rydberg systems

Joseph W. P. Wilkinson¹, Weibin Li², and Igor Lesanovsky^{1,2}

¹*Institut für Theoretische Physik, Universität Tübingen, Auf der Morgenstelle 14, 72076 Tübingen, Germany*

²*School of Physics and Astronomy and Centre for the Mathematics and Theoretical Physics of Quantum Non-Equilibrium Systems, University of Nottingham, Nottingham, NG7 2RD, United Kingdom*

(Dated: November 29, 2023)

In this supplemental material, we provide some useful information complementing the main text, including detailed calculations and derivations of important expressions and explicit values for relevant quantities and parameters.

- In Sec. I, we pedagogically derive the model Hamiltonian in Eq. (6) of the main text describing the spin-phonon coupled dynamics of the trapped Rydberg ion crystal from a more general interacting many-body Hamiltonian. Additionally, we derive the variant of the quantum Rabi model Hamiltonian in Eq. (3) of the main text, as well as the approximate eigenstates at the vibronic resonance in Eq. (4).
- In Sec. II, we tabulate values for the theoretical quantities and experimental parameters used in the main text.

I. DERIVATION OF THE SPIN-PHONON COUPLED MODEL HAMILTONIAN

A. Hamiltonian of a single trapped Rydberg ion

In the main text, we consider a system of N interacting alkali earth metal Rydberg ions confined within the electric quadrupolar potential of a linear Paul trap. These ions possess a valence electron residing in an open outer shell that orbits in the modified Coulomb potential of a nucleus screened by the surrounding core electrons occupying the closed inner shells [1]. In order to solve and subsequently model the dynamics of such a system, we must necessarily employ an approximation which reduces the intractable many-body problem to a solvable two-body problem [2–4]. For alkali earth metal ions, this is feasible since the inner electrons form closed shells around the nucleus. As such, the ions can be modelled as consisting of an ionic core, composed of a nucleus screened by core electrons, with charge $2e$, mass m_c , and position \mathbf{r}_c and a valence electron with charge $-e$, mass m_e , and position \mathbf{r}_e .

To confine the ions within a restricted region of space, a linear Paul trap [5] is used which provides three-dimensional confinement for charged particles by applying static electric fields in combination with oscillating electric fields [6–8]. Together, these electric fields generate an approximately electric quadrupolar potential at the trap center of the form,

$$\Phi(\mathbf{r}, t) = \alpha \cos(\omega t)[r_x^2 - r_y^2] + \beta[3r_z^2 - r^2], \quad (\text{S1})$$

where $\mathbf{r} = (r_x, r_y, r_z)$ is the position operator of the trapped ion, ω is the radio frequency (RF) of the time-dependent driving field, whilst α and β are the radial and axial electric field gradients, which are determined by the geometry of the trap electrodes and applied voltages [9]. In order to facilitate transitions between the electronic energy levels, we additionally employ an electric potential associated to a time-dependent electric field $\mathbf{E}(\mathbf{r}, t)$ which takes the form of a polychromatic plane wave. Assuming only dipolar coupling of the applied electric field with the ionic core and valence electron, and within the dipole approximation [10], the Hamiltonian of the trapped Rydberg ion reads,

$$H = \frac{\mathbf{p}_c^2}{2m_c} + \frac{\mathbf{p}_e^2}{2m_e} + V(|\mathbf{r}_e - \mathbf{r}_c|) + 2e\Phi(\mathbf{r}_c, t) - e\Phi(\mathbf{r}_e, t) + 2e\mathbf{r}_c \cdot \mathbf{E}(t) - e\mathbf{r}_e \cdot \mathbf{E}(t), \quad (\text{S2})$$

where \mathbf{r}_c , \mathbf{r}_e , \mathbf{p}_c , and \mathbf{p}_e are the position and momentum operators of the ionic core and valence electron, respectively, and $V(|\mathbf{r}_e - \mathbf{r}_c|)$ is the Coulomb potential approximating the interaction between the valence electron and ionic core. Introducing the center of mass and relative coordinates, defined by $\mathbf{R} \approx \mathbf{r}_c$ and $\mathbf{r} \approx \mathbf{r}_e - \mathbf{r}_c$, and transforming into a rotating frame oscillating at the RF driving frequency ω within the center of mass frame (see Ref. [11] for a detailed derivation), the Hamiltonian in Eq. (S2) can be rewritten compactly as,

$$H = H_{\text{ex}} + H_{\text{in}} + H_{\text{ex-in}}, \quad (\text{S3})$$

where the Hamiltonian terms H_{ex} , H_{in} , and $H_{\text{ex-in}}$ respectively describe the external dynamics of the ionic core, the internal dynamics of the valence electron, and their coupled dynamics due to electric potential of the linear Paul trap.

The Hamiltonian governing the external dynamics of the trapped ionic core can be split into two terms,

$$H_{\text{ex}} = H_{\text{ex}}^{\text{sec}} + H_{\text{ex}}^{\text{mic}}, \quad (\text{S4})$$

where $H_{\text{ex}}^{\text{sec}}$ dictates the slow secular motion and $H_{\text{ex}}^{\text{mic}}$ the fast driven motion called *micromotion* [8]. This separation, made manifest by the transformation into the oscillating frame, results from the composition of the static and rapidly oscillating fields that give rise to an effectively static *ponderomotive* harmonic potential [12]. The former term reads,

$$H_{\text{ex}}^{\text{sec}} = \frac{1}{2M} \sum_u [P_u^2 + M^2 \nu_u^2 R_u^2], \quad (\text{S5})$$

for $u = x, y, z$ where ν_u are the oscillation frequencies of the trapped ion within the effective harmonic potential,

$$\nu_x = \nu_y = \sqrt{\frac{2e^2\alpha^2}{M^2\omega^2} - \frac{2e\beta}{M}}, \quad \nu_z = \sqrt{\frac{4e\beta}{M}}, \quad (\text{S6})$$

while the latter term describing the micromotion is given by,

$$H_{\text{ex}}^{\text{mic}} = -\frac{2e\alpha}{M\omega} \sin(\omega t) [R_x P_x - R_y P_y] - \frac{e^2\alpha^2}{M\omega^2} \cos(2\omega t) [R_x^2 + R_y^2] + e\mathbf{R} \cdot \mathbf{E}(t). \quad (\text{S7})$$

For typical experimental parameters (see, e.g., the review in Ref. [13]), the effects of the micromotion are negligible as the micromotion, associated to fast driven motion, occurs on much shorter timescales than the slow secular motion of the trapped ion [14]. Specifically, in order to neglect the micromotion we require $M\omega^2 \gg e\alpha$ which is satisfied for the experimental parameters considered. Moreover, the micromotion term arising from the coupling with the applied field can similarly be neglected since it is far from being resonant with either the internal or external dynamics [11].

The Hamiltonian for the internal dynamics, which incorporates the motion of the orbiting valence electron within the modified Coulomb potential of the screened ionic core superposed with the electric quadrupolar potential of the linear Paul trap and electric dipolar potential of the applied field reads,

$$H_{\text{in}} = H_{\text{in}}^{\text{free}} + H_{\text{in}}^{\text{trap}} + H_{\text{in}}^{\text{field}}. \quad (\text{S8})$$

Here, $H_{\text{in}}^{\text{free}}$ contains the field-free electronic Hamiltonian of the valence electron and is given by,

$$H_{\text{in}}^{\text{free}} = \frac{\mathbf{p}^2}{2m} + V(|\mathbf{r}|), \quad (\text{S9})$$

where $V(|\mathbf{r}|)$ is a relativistic model potential dependent on the orbital angular momentum state of the valence electron approximating the modified hydrogenic Coulomb interaction experienced by the valence electron due to the screened nucleus and core electrons [15]. The remaining terms, $H_{\text{in}}^{\text{trap}}$ and $H_{\text{in}}^{\text{field}}$, then describe the interaction of the valence electron with the electric potentials of the linear Paul trap and applied field,

$$H_{\text{in}}^{\text{trap}} = -e\alpha \cos(\omega t) [r_x^2 - r_y^2] - e\beta [3r_z^2 - \mathbf{r}^2], \quad H_{\text{in}}^{\text{field}} = -e\mathbf{r} \cdot \mathbf{E}(t), \quad (\text{S10})$$

where corrections due to the finite mass of the ionic core have been neglected. This approximation is well justified for the alkali earth metal ions considered here, since $m_e/m_c \approx 10^{-5}$ and so $M \approx m_c$ and $m \approx m_e$.

The electronic motion of the valence electron occurs on much faster timescales than the motion of the trapped ionic core, however, due to the electric quadrupolar potential of the linear Paul trap, the center of mass motion of the ionic core and relative motion of the valence electron are *nonseparable*. This intrinsic motion is accounted for accordingly by the Hamiltonian of the coupled dynamics,

$$H_{\text{ex-in}} = H_{\text{ex-in}}^{\text{trap}}, \quad H_{\text{ex-in}}^{\text{trap}} = -2e\alpha \cos(\omega t) [R_x r_x - R_y r_y] - 2e\beta [3R_z r_z - \mathbf{R} \cdot \mathbf{r}]. \quad (\text{S11})$$

B. Interacting many-body Hamiltonian of a trapped Rydberg ion chain

With an expression for the Hamiltonian of a trapped Rydberg ion, we now turn to the discussion of the interactions between ions. As we will demonstrate, the relative positions of the ions (i.e., the distances between the ions) are small enough that we can neglect retardation effects due to the electric potentials [16], yet large enough that we can ignore exchange interactions between the valence electrons [17]. These assumptions drastically simplify the calculations and

allow us to treat the valence electrons of the ions as *distinguishable* particles. Consequently, the Coulomb interactions between the charges of the ionic cores and valence electrons can be described using a multipole expansion [18].

The Coulomb interaction between the charges of the ionic cores and valences electrons of ions i and j , with center of mass and relative positions \mathbf{R}_i and \mathbf{R}_j and \mathbf{r}_i and \mathbf{r}_j , is given by,

$$\frac{V(\mathbf{R}_i, \mathbf{R}_j, \mathbf{r}_i, \mathbf{r}_j)}{Ce^2} = \frac{4}{|\mathbf{R}_i - \mathbf{R}_j|} - \frac{2}{|\mathbf{R}_i - \mathbf{R}_j + \mathbf{r}_i|} - \frac{2}{|\mathbf{R}_i - \mathbf{R}_j - \mathbf{r}_j|} + \frac{1}{|\mathbf{R}_i - \mathbf{R}_j + \mathbf{r}_i - \mathbf{r}_j|}, \quad (\text{S12})$$

where $C = 1/4\pi\epsilon_0$ denotes the Coulomb constant and ϵ_0 the electric constant (i.e., the vacuum permittivity). Taking this together with the expressions for the nonnegligible terms of the trapped Rydberg ion Hamiltonian, it follows that the Hamiltonian for N interacting trapped Rydberg ions can be written as,

$$H = \sum_{i=1}^N H_i + \sum_{\substack{i,j=1 \\ j < i}}^N V_{i,j}, \quad (\text{S13})$$

where $H_i = H(\mathbf{R}_i, \mathbf{P}_i, \mathbf{r}_i, \mathbf{p}_i)$ is the Hamiltonian term governing the noninteracting dynamics of the trapped ion i and $V_{i,j} = V(\mathbf{R}_i, \mathbf{R}_j, \mathbf{r}_i, \mathbf{r}_j)$ is the potential term describing the interactions between the charges of ions i and j . Omitting the negligible center of mass contributions from the micromotion and neglecting the finite mass of the ionic core, the Hamiltonian term for ion i is given by,

$$H_i = \frac{1}{2M} \sum_u [P_{i;u}^2 + M^2 \nu_u^2 R_{i;u}^2] + \frac{\mathbf{p}_i^2}{2m} + V(|\mathbf{r}_i|) - e\alpha \cos(\omega t)[r_{i;x}^2 - r_{i;y}^2] - e\beta[3r_{i;z}^2 - r_i^2] - e\mathbf{r}_i \cdot \mathbf{E}(t) - 2e\alpha \cos(\omega t)[R_{i;x}r_{i;x} - R_{i;y}r_{i;y}] - 2e\beta[3R_{i;z}r_{i;z} - \mathbf{R}_i \cdot \mathbf{r}_i]. \quad (\text{S14})$$

In order to express the Hamiltonian for the interacting trapped Rydberg ions in a form similar to that for the single trapped Rydberg ion, namely, in terms of its external, internal, and coupled motions, we must necessarily rewrite the potential term in Eq. (S12) describing the Coulomb interaction between the charges in terms of a series by performing a multipole expansion about the center of mass relative positions $|\mathbf{R}_i - \mathbf{R}_j|$. For typical experimental parameters [13] the mean distance between the ions is expected to be significantly more than the mean distance between the ionic core and valence electron of the ions $\langle |\mathbf{R}_i - \mathbf{R}_j| \rangle \gg \langle \mathbf{r}_i \rangle$. We can, therefore, accurately approximate the Coulomb interaction potential by neglecting the higher order corrections of the multipole expansion. For simplicity, we only consider terms up to second order such that the expression for the potential term in Eq. (S12) can be well approximated by [11],

$$\frac{V_{i,j}}{Ce^2} = \frac{1}{|\mathbf{R}_{ij}|} + \frac{\mathbf{n}_{ij} \cdot \mathbf{r}_i}{|\mathbf{R}_{ij}|^2} - \frac{\mathbf{n}_{ij} \cdot \mathbf{r}_j}{|\mathbf{R}_{ij}|^2} - \frac{3[\mathbf{n}_{ij} \cdot \mathbf{r}_i]^2 - r_i^2}{2|\mathbf{R}_{ij}|^3} - \frac{3[\mathbf{n}_{ij} \cdot \mathbf{r}_j][\mathbf{n}_{ij} \cdot \mathbf{r}_j] - \mathbf{r}_i \cdot \mathbf{r}_j}{|\mathbf{R}_{ij}|^3} - \frac{3[\mathbf{n}_{ij} \cdot \mathbf{r}_j]^2 - r_j^2}{2|\mathbf{R}_{ij}|^3}, \quad (\text{S15})$$

where we have introduced the following notations for the center of mass relative positions,

$$\mathbf{n}_{ij} = \frac{\mathbf{R}_{ij}}{|\mathbf{R}_{ij}|}, \quad \mathbf{R}_{ij} = \mathbf{R}_i - \mathbf{R}_j. \quad (\text{S16})$$

The first term describes the monopole-monopole interaction, specifically, the interaction between the electric monopole moment of ion i with that of ion j . The second and third terms then denote the dipole-monopole and monopole-dipole interactions, namely, the interactions between the electric dipole moment of ion i with the electric monopole moment of ion j and, similarly, that of ion j with ion i . These arise due to the displacements of the orbiting valence electrons from their ionic cores which leads to the induction of electric dipole moments that interact with the electric monopole moments of the other ion. Likewise, the fourth and sixth terms, the quadrupole-monopole and monopole-quadrupole interactions, result from the induced electric quadrupole moments of each ion interacting with the electric monopole moments of the other ion. Note that it can be straightforwardly shown (e.g., by retaining the effective charge numbers of the ionic cores), that each of these terms vanish for the case of interacting trapped Rydberg atoms [19]. The fifth and final term is then the well known dipole-dipole interaction.

At sufficiently low temperature $T \sim 0$ K and high relative trapping $\alpha \gg \beta$, the ions undergo a phase transition in which they align along the trap axis (i.e., in the z direction) to form crystalline one-dimensional structures referred to as *Coulomb crystals* [20]. In such structures, the ions vibrate about equilibrium positions determined by the interplay between the repulsive Coulomb forces between the ions and the attractive trapping forces confining the ions [21]. The equilibrium positions of the ions follow from the stationary point of the potential governing the center of mass motion of the ionic cores and are calculated by solving the coupled differential equations,

$$\nabla_i V_{\text{ex}}|_{\mathbf{R}_i = \mathbf{R}_i^0} = \mathbf{0}, \quad V_{\text{ex}} = \frac{M}{2} \sum_{i=1}^N [\nu_x^2 R_{i;x}^2 + \nu_y^2 R_{i;y}^2 + \nu_z^2 R_{i;z}^2] + Ce^2 \sum_{\substack{i,j=1 \\ j < i}}^N \frac{1}{|\mathbf{R}_{ij}|}, \quad (\text{S17})$$

where V_{ex} is the external potential and \mathbf{R}_i^0 is the equilibrium position of ion i with $\nabla_i = (\partial/\partial R_{i;x}, \partial/\partial R_{i;y}, \partial/\partial R_{i;z})$. To simplify the following calculations, we introduce the characteristic frequency scale ν and associated dimensionless trap frequencies γ_u which are defined in terms of the oscillation frequencies by $\nu_u = \gamma_u \nu$ with $\gamma_x = \gamma_y = \gamma$ and $\gamma_z = 1$. It then follows straightforwardly from the definitions of the oscillation frequencies in Eq. (S6) that,

$$\nu = \sqrt{\frac{4e\beta}{M}}, \quad \gamma = \sqrt{\frac{2e^2\alpha^2}{M^2\omega^2\nu^2} - \frac{1}{2}}, \quad (\text{S18})$$

where α , β , and ω are the radial and axial electric field gradients and radial drive frequency, respectively, and γ is the trap anisotropy characterizing the relative strength of the radial to axial trapping. For $\gamma > \gamma_*$, where γ_* is the critical value of the trap anisotropy which scales as $\gamma_* \sim 0.556N^{0.915}$ [22], the one-dimensional Coulomb crystal undergoes a second order phase transition into a two-dimensional *Wigner crystal* [23]. Here, however, we only consider the regime for which $\gamma < \gamma_*$ such that the equilibrium positions $\mathbf{R}_i^0 = (0, 0, R_{i;z}^0)$. Introducing the characteristic length scale ζ associated to the equilibrium distances between ions,

$$\zeta = \sqrt[3]{\frac{Ce^2}{M\nu^2}}, \quad (\text{S19})$$

and the corresponding dimensionless equilibrium positions R_i , defined by $R_{i;z}^0 = \zeta R_i$, the coupled differential equations in Eq. (S17) can be succinctly recast as,

$$R_i = \sum_{\substack{j=1 \\ j \neq i}}^N \frac{R_{ij}}{|R_{ij}|^3} = \sum_{\substack{j=1 \\ j < i}}^N \frac{1}{R_{ij}^2} - \sum_{\substack{j=1 \\ j > i}}^N \frac{1}{R_{ij}^2}, \quad (\text{S20})$$

where $R_{ij} = R_i - R_j$ and with the implicit assumption that $R_1 < R_2 < \dots < R_N$.

Following the detailed analysis in Ref. [11], we now perform a harmonic expansion of the center of mass positions of the ions about their equilibrium positions. Retaining terms only up to second order, the Hamiltonian of the interacting trapped Rydberg ions can be conveniently expressed in terms of its external, internal, and coupled dynamics as,

$$H = H_{\text{ex}} + H_{\text{in}} + H_{\text{ex-in}}. \quad (\text{S21})$$

The first term describing the center of mass motions of the ions reads,

$$H_{\text{ex}} = \frac{1}{2M} \sum_{i=1}^N \sum_u \left[P_{i;u}^2 + M^2 \nu^2 \sum_{j=1}^N K_{ij;u} Q_{i;u} Q_{j;u} \right], \quad (\text{S22})$$

where $\mathbf{Q}_i = \mathbf{R}_i - \mathbf{R}_i^0$ denotes the displacement of the center of mass of ion i from its equilibrium position and $K_{ij;u}$ a coefficient of the Hessian matrix, which can be defined in terms of the generalized coefficients K_{ij} by,

$$K_{ij} = \begin{cases} \gamma^2 - K_{ij;x} = \gamma^2 - K_{ij;y} = \frac{K_{ij;z} - 1}{2} = \sum_{\substack{k=1 \\ k \neq i}}^N \frac{1}{|R_{ik}|^3}, & \text{if } i = j, \\ -K_{ij;x} = -K_{ij;y} = \frac{K_{ij;z}}{2} = -\frac{1}{|R_{ij}|^3}, & \text{if } i \neq j. \end{cases} \quad (\text{S23})$$

The second term dictating the relative motions of the valence electrons of the trapped Rydberg ions in the combined electric potentials of the screened ionic core, linear Paul trap, and applied fields is,

$$H_{\text{in}} = H_{\text{in}}^{\text{free}} + H_{\text{in}}^{\text{trap}} + H_{\text{in}}^{\text{field}} + H_{\text{in}}^{\text{dip}}. \quad (\text{S24})$$

Reminiscent of the single trapped Rydberg ion, the former term encodes the dynamics of the field-free valence electron orbiting in the modified Coulomb potential of the screened nucleus,

$$H_{\text{in}}^{\text{free}} = \sum_{i=1}^N \left[\frac{\mathbf{p}_i^2}{2m} + V(|\mathbf{r}_i|) \right]. \quad (\text{S25})$$

The following term describing the interactions of the valence electrons with the electric quadrupolar potential of the linear Paul trap is modified by the monopole-quadrupole and quadrupole-monopole interactions from the multipole expansion of the Coulomb potential and reads,

$$H_{\text{in}}^{\text{trap}} = -e \sum_{i=1}^N \left[\alpha \cos(\omega t) [r_{i;x}^2 - r_{i;y}^2] + \beta K_{ii;z} [3r_{i;z}^2 - \mathbf{r}_i^2] \right]. \quad (\text{S26})$$

The next term dictates the interactions of the valence electrons with the electric dipolar potential of the applied field, which we assume takes the form of a polychromatic plane wave, and is written as,

$$H_{\text{in}}^{\text{field}} = -e \sum_{i=1}^N \mathbf{r}_i \cdot \mathbf{E}(t). \quad (\text{S27})$$

In contrast, the final, yet familiar dipole-dipole interaction term describes the interactions between the induced dipole moments of the valence electrons of the ions and can be expressed as,

$$H_{\text{in}}^{\text{dip}} = \frac{M\nu^2}{2} \sum_{\substack{i,j=1 \\ j < i}}^N K_{ij;z} [3r_{i;z}r_{j;z} - \mathbf{r}_i \cdot \mathbf{r}_j]. \quad (\text{S28})$$

Finally, the third term governing the coupling between the external and internal dynamics is,

$$H_{\text{ex-in}} = H_{\text{ex-in}}^{\text{trap}}, \quad (\text{S29})$$

where, similar to the internal dynamics, the term due to the electric potential of the linear Paul trap is modified by the monopole-dipole and dipole-monopole interactions of the Coulomb potential expansion and reads,

$$H_{\text{ex-in}}^{\text{trap}} = -2e \sum_{i=1}^N \left[\alpha \cos(\omega t) [Q_{i;x}r_{i;x} - Q_{i;y}r_{i;y}] + \beta \sum_{j=1}^N K_{ij;z} [3Q_{i;z}r_{j;z} - \mathbf{Q}_i \cdot \mathbf{r}_j] \right]. \quad (\text{S30})$$

From here, we proceed by introducing phonon modes via the ladder operator method, which transform the external dynamics Hamiltonian describing the center of mass motion of the ions into a diagonal form. Accordingly, we define the canonical coordinates, that is, the center of mass displacement and its conjugate momentum, $Q_{i;u}$ and $P_{i;u}$, in terms of bosonic creation and annihilation operators, $a_{p;u}^\dagger$ and $a_{p;u}$, by,

$$Q_{i;u} = \frac{\chi}{\sqrt{2}} \sum_{p=1}^N \frac{1}{\sqrt{\gamma_{p;u}}} \Gamma_{i,p;u} [a_{p;u}^\dagger + a_{p;u}], \quad P_{i;u} = iM\nu \frac{\chi}{\sqrt{2}} \sum_{p=1}^N \sqrt{\gamma_{p;u}} \Gamma_{i,p;u} [a_{p;u}^\dagger - a_{p;u}], \quad (\text{S31})$$

where we have introduced the characteristic length scale χ associated to the equilibrium oscillations of the ions,

$$\chi = \sqrt{\frac{\hbar}{M\nu}}. \quad (\text{S32})$$

The coefficients $\Gamma_{i,p;u}$ are elements of an orthogonal matrix that diagonalizes the Hessian matrix of coefficients $K_{ij;u}$ and as such satisfy the following defining identities in terms of the generalized coefficients K_{ij} with,

$$\sum_{i=1}^N \Gamma_{i,p} \Gamma_{i,q} = \delta_{p,q}, \quad \sum_{i,j=1}^N \Gamma_{i,p} K_{ij} \Gamma_{j,q} = \gamma_p \gamma_q \delta_{p,q}, \quad \sum_{j=1}^N K_{ij} \Gamma_{j,p} = \gamma_p^2 \Gamma_{i,p}, \quad (\text{S33})$$

where the coefficients of the orthogonal matrices and associated dimensionless frequencies are related by,

$$\Gamma_{i,p} = \Gamma_{i,p;x} = \Gamma_{i,p;y} = \Gamma_{i,p;z}, \quad \gamma_p^2 = \gamma^2 - \gamma_{p;x}^2 = \gamma^2 - \gamma_{p;y}^2 = \frac{\gamma_{p;z}^2 - 1}{2}. \quad (\text{S34})$$

In diagonal form, namely, in terms of the phonon modes, the Hamiltonian governing the external *vibrational* dynamics can then be written as,

$$H_{\text{ex}} = \hbar\nu \sum_{p=1}^N \sum_u \gamma_{p;u} a_{p;u}^\dagger a_{p;u}, \quad (\text{S35})$$

where $\gamma_{p;u}$ is the dimensionless frequency of the phonon mode corresponding to the creation and annihilation operators $a_{p;u}$ and $a_{p;u}^\dagger$, respectively.

With the external vibrational motion resolved, we now consider the internal *electronic* dynamics. To this end, let us introduce the energy eigenbasis of the field-free Hamiltonian, in which the relative position operators read,

$$r_{i;u}^k \equiv \sum_{\mu,\nu} \langle \mu | r_u^k | \nu \rangle | \mu \rangle \langle \nu |_i, \quad (\text{S36})$$

where, for ease of notation, we have utilised the superindex quantum number $\mu \equiv (n, l, s, j, m_j)$ for which the sum is over all states of interest. Notice that we have dropped the explicit label i of the ion on the relative position operators matrix elements since the energy eigenvalues and eigenstates of the field-free Hamiltonian are *independent* of the ion, however, to avoid ambiguity we retain the label i on the associated outer product to distinguish which Hilbert space the operator acts on. In this work, we restrict our discussion to a subspace containing just three electronic states with low orbital and total angular momentum (i.e., $l \leq 1$ and $j \leq 1/2$), specifically, an energetically low-lying ground state which we denote by $|0\rangle$ and a pair of energetically high-lying Rydberg states given by $|1\rangle$ and $|2\rangle$ with $E_2 > E_1 \gg E_0$ where $E_\mu \equiv E_{n,l,j}$ indicates the energy of the state $|\mu\rangle \equiv |n, l, s, j, m_j\rangle$ with n, l, s, j , and m_j respectively denoting the principal, orbital angular momentum, spin angular momentum, total angular momentum, and total magnetic quantum numbers. In particular, we consider the highly-excited Rydberg s and p states,

$$|1\rangle \equiv |n, 0, 1/2, 1/2, -1/2\rangle, \quad |2\rangle \equiv |n, 1, 1/2, 1/2, 1/2\rangle, \quad (\text{S37})$$

where $n \gg 1$. The lowly-excited ground state $|0\rangle$ is then assumed to be a metastable state of the ion. Specifically, in the main text, we identify the trapped Rydberg ions as either barium ions, namely, $^{138}\text{Ba}^+$ ions where $|0\rangle \equiv |5\text{D}_{5/2}\rangle$, or strontium $^{88}\text{Sr}^+$ ions where $|0\rangle \equiv |4\text{D}_{5/2}\rangle$. The ground state $|0\rangle$ is coupled to the Rydberg state $|1\rangle$ by a two-photon excitation scheme (see the review in Ref. [13] and references therein) via an intermediate state $|7\text{P}_{3/2}\rangle$ or $|6\text{P}_{3/2}\rangle$ which is easily accessible using electric dipole transitions (see Refs. [24–26]). For simplicity, we neglect the explicit details of the two-photon excitation scheme and instead consider the effective electric transition directly coupling these states. The physical motivations for such a restriction are manifold. First, these Rydberg states are experimentally the most easily accessible from the ground state via laser excitation generated utilising established four-wave mixing techniques (see, e.g., Refs. [15, 27, 28]). Second, these states are energetically well isolated from the degenerate manifold of higher orbital angular momentum states and, moreover, are sufficiently well energetically separated from their adjacent total angular momentum states (i.e., states with identical principal and orbital angular momentum quantum numbers, but different total angular momentum quantum numbers) such that there is negligible coupling between states due to the electric quadrupolar potential of the linear Paul trap (for details see, e.g., Refs. [11, 13, 15]). Finally, states with total orbital angular momentum quantum number $j = 1/2$ do not possess a permanent quadrupole moment and, therefore, do not experience energy level shifts due to the aforementioned electric potential of the linear Paul trap (see Ref. [29]). Taken together, these restrictions allow us to neglect the interaction between the valence electron and linear Paul trap entirely. Hence, the Hamiltonian describing the internal electronic dynamics, represented in the basis of the field-free Hamiltonian of the valence electron, reads,

$$H_{\text{in}} = H_{\text{in}}^{\text{free}} + H_{\text{in}}^{\text{field}} + H_{\text{in}}^{\text{dip}}. \quad (\text{S38})$$

The Hamiltonian governing the field-free motion of the valence electron is, of course, diagonal and given by,

$$H_{\text{in}}^{\text{free}} = \sum_{i=1}^N [E_2 |2\rangle\langle 2|_i + E_1 |1\rangle\langle 1|_i + E_0 |0\rangle\langle 0|_i]. \quad (\text{S39})$$

For the term describing the interaction between the charge of the valence electron and electric potential of the applied field, we notice that since the Rydberg states do not possess a permanent dipole moment, the diagonal matrix elements are zero, that is, $\langle \mu | r_u | \mu \rangle = 0$. To calculate the remaining nonzero electric transition dipole moments, we exploit the separability of the wavefunction to factor the states into radial and angular parts that we address independently [30]. The radial matrix elements are computed numerically using the radial wavefunctions which are obtained by solving the associated radial Schrödinger equation for the field-free electronic Hamiltonian while the angular matrix elements are calculated analytically using standard angular momentum algebra [31]. Explicitly calculating the latter, we find that the Hamiltonian for the electron-field interaction can be written in spherical polar coordinates as,

$$H_{\text{in}}^{\text{field}} = \frac{1}{3} e E_x(t) \sum_{i=1}^N [\langle 2 | r | 1 \rangle [|2\rangle\langle 1|_i + |1\rangle\langle 2|_i] + \langle 1 | r | 0 \rangle [|1\rangle\langle 0|_i + |0\rangle\langle 1|_i]], \quad (\text{S40})$$

where in order to obtain this expression we have assumed that the electric field is linearly polarized in the x -direction and propagating in the z -direction, that is, $\mathbf{E}(t) = (E_x(t), 0, 0)$ and calculated the electric transition dipole moments,

$$\langle 2 | \mathbf{r} | 1 \rangle = -\frac{1}{3} \langle 2 | r | 1 \rangle (1, -i, 0), \quad \langle 1 | \mathbf{r} | 0 \rangle = -\frac{1}{3} \langle 1 | r | 0 \rangle (1, -i, 0). \quad (\text{S41})$$

Due to the angular momentum selection rules, the expressions for the dipole-dipole interaction terms can be simplified analogously. Here, however, we can additionally exploit the fact that the electric transition dipole moment scales with

the principal quantum number (see, e.g., Ref. [13] and references therein and the reviews in Refs. [2–4]). Consequently, since there is no applied electric field to compensate the relative magnitude of the electric transition dipole moments, as was the case for the electron-field interaction term, we can neglect all contributions to the dipole-dipole interaction except for those between the Rydberg states (i.e., $|\langle 2|r|1\rangle| \gg |\langle 1|r|0\rangle|$). As such, we find the dipole-dipole interaction Hamiltonian can be well approximated by,

$$H_{\text{in}}^{\text{dip}} = -\frac{2}{9}M\nu^2|\langle 2|r|1\rangle|^2 \sum_{\substack{i,j=1 \\ j<i}}^N K_{ij} [|2\rangle\langle 1|_i |1\rangle\langle 2|_j + |1\rangle\langle 2|_i |2\rangle\langle 1|_j]. \quad (\text{S42})$$

Considering now the coupled motion we find that, with the relative coordinates written in the energy eigenbasis of the field-free Hamiltonian of the valence electron and the center of mass coordinates written in terms of the phonon mode creation and annihilation operators, that the coupling due to the electric potential of the linear Paul trap reads,

$$H_{\text{ex-in}} = \frac{\sqrt{2}}{3}e\beta\chi\langle 2|r|1\rangle \sum_{i=1}^N \sum_{p=1}^N \frac{\Gamma_{i,p}}{\sqrt{\gamma^2 - \gamma_p^2}} \left[F_{p,-}(t)[a_{p;x}^\dagger + a_{p;x}] [|2\rangle\langle 1|_i + |1\rangle\langle 2|_i] + iF_{p,+}(t)[a_{p;y}^\dagger + a_{p;y}] [|2\rangle\langle 1|_i - |1\rangle\langle 2|_i] \right], \quad (\text{S43})$$

where we have introduced the convenient shorthand notations for the dimensionless mode-dependent electric fields,

$$F_{p,\pm}(t) = 2\sqrt{2\gamma^2 + 1} \frac{\omega}{\nu} \cos(\omega t) \pm [2\gamma_p^2 + 1]. \quad (\text{S44})$$

With the relevant terms of the general Hamiltonian for the many-body quantum system of interacting trapped Rydberg ions defined, we are now in a position to derive the specific coupled spin-boson model Hamiltonian of interest.

C. Spin-phonon coupled model Hamiltonian of a trapped Rydberg ion chain

For typical experimental parameters (see the recent review in Ref. [13]), which we will employ throughout this work, the interactions between the trapped ions in Rydberg states are relatively weak compared to the energy associated to the trapping frequency ν of the external vibrational motion of the ions [32]. In order to overcome this, we implement the method of Rydberg state dressing, in which a microwave (MW) frequency electric field is used to drive transitions between the Rydberg states [11, 32, 33]. Ultimately, this induces permanent oscillating dipole moments in the dressed Rydberg states resulting in remarkably strong and controllable dipole-dipole interactions between the ions. Moreover, for sufficiently strong interactions, it can be shown that the external vibronic motion of the ionic core and the internal electronic motion of the valence electron approximately decouple (i.e., to zeroth order; see aforementioned references). In this limit, the leading order coupling arises from the first order expansion of the dipole-dipole interaction [34, 35].

The dressing of the Rydberg states is implemented by the applied electric field which, thus far, has assumed the form of a general polychromatic plane wave. For specificity, however, we henceforth consider a bichromatic plane wave,

$$E_x(t) = A_1 \cos(\omega_1 t) + A_2 \cos(\omega_2 t), \quad (\text{S45})$$

where A_μ is the electric field gradient of the plane wave with corresponding wavevector \mathbf{k}_μ and frequency $\omega_\mu = c|\mathbf{k}_\mu|$. To bring the Hamiltonian into a practical form, we move into the rotating frame via the unitary,

$$U_i = e^{iE_0 t/\hbar} [e^{i[\omega_2 + \omega_1]t} |2\rangle\langle 2|_i + e^{i\omega_1 t} |1\rangle\langle 1|_i + |0\rangle\langle 0|_i]. \quad (\text{S46})$$

After performing the rotating wave approximation, whereby we neglect the rapidly oscillating time-dependent terms in the Hamiltonian, we find that to zeroth order the external and internal dynamics decouple, that is, the coupling term is negligible. This follows from the fact that the modulation of the radial RF driving field, despite being time-dependent, is insignificant relative to the oscillation of the applied electric fields and, as such, can be considered effectively static. Hence, the coupled dynamics is dominated by the complex exponential phases which, for the experimental timescales under consideration, swiftly average to zero. Consequently, in the rotating frame, the full system Hamiltonian can be readily approximated by,

$$H = H_{\text{ex}} + H_{\text{in}}, \quad H_{\text{in}} = H_{\text{in}}^{\text{free}} + H_{\text{in}}^{\text{field}} + H_{\text{in}}^{\text{dip}}, \quad (\text{S47})$$

where the Hamiltonian governing the external vibrational dynamics is still given by the expression in Eq. (S35) whilst the Hamiltonian terms describing the internal electronic dynamics are given by (see, e.g., Ref. [11]),

$$\begin{aligned}
H_{\text{in}}^{\text{free}} &= \hbar \sum_{i=1}^N [[\Delta_2 + \Delta_1]|2\rangle\langle 2|_i + \Delta_1|1\rangle\langle 1|_i], \\
H_{\text{in}}^{\text{field}} &= -\frac{\hbar}{2} \sum_{i=1}^N [\Omega_2[|2\rangle\langle 1|_i + |1\rangle\langle 2|_i] - \Omega_1[|1\rangle\langle 0|_i + |0\rangle\langle 1|_i]], \\
H_{\text{in}}^{\text{dip}} &= \frac{2}{9} M\nu^2 |\langle 2|r|1\rangle|^2 \sum_{\substack{i,j=1 \\ j<i}}^N \frac{1}{|R_{ij}|^3} [|2\rangle\langle 1|_i|1\rangle\langle 2|_j + |1\rangle\langle 2|_i|2\rangle\langle 1|_j],
\end{aligned} \tag{S48}$$

where we have introduced the detunings Δ_μ and Rabi frequencies $\Omega_\mu > 0$ for $\mu = 1, 2$, defined by,

$$\Delta_2 = \frac{E_2 - E_1}{\hbar} - \omega_2, \quad \Delta_1 = \frac{E_1 - E_0}{\hbar} - \omega_1, \quad \Omega_2 = -\frac{1}{3} \frac{e}{\hbar} \langle 2|r|1\rangle A_2, \quad \Omega_1 = \frac{1}{3} \frac{e}{\hbar} \langle 1|r|0\rangle A_1, \tag{S49}$$

and recalled the definitions of the frequency ν and coefficients K_{ij} . We now dress the Rydberg states in the MW field of frequency ω_2 . To manifest this, we diagonalize the Hamiltonian for the manifold of Rydberg states, specifically,

$$H_{\text{in}}^{\text{Ryd}} = \hbar \sum_{i=1}^N \left[[\Delta_2 + \Delta_1]|2\rangle\langle 2|_i + \Delta_1|1\rangle\langle 1|_i - \frac{\Omega_2}{2} [|2\rangle\langle 1|_i + |1\rangle\langle 2|_i] \right], \tag{S50}$$

the resulting eigenvalues $\hbar\Delta_\pm$ and corresponding orthonormalized eigenvectors $|\pm\rangle$ of which are given by,

$$\Delta_\pm = \Delta_1 + \frac{\Delta_2 \pm \sqrt{\Delta_2^2 + \Omega_2^2}}{2}, \quad |\pm\rangle = \frac{N_\pm}{\sqrt{2}} |2\rangle \pm \frac{N_\mp}{\sqrt{2}} |1\rangle, \quad N_\pm = \pm \sqrt{1 \pm \frac{\Delta_2}{\sqrt{\Delta_2^2 + \Omega_2^2}}}. \tag{S51}$$

For the experimental parameters used here, the energy splitting between the MW dressed Rydberg states is sufficiently large such that we can neglect the off-resonant coupling of the laser field of frequency ω_1 to the higher energy dressed Rydberg state $|+\rangle$. Under this assumption, we obtain an effective two-level system consisting of the low-lying ground state $|0\rangle$ and high-lying dressed Rydberg state $|-\rangle$ with corresponding effective Hamiltonian,

$$H = \hbar\nu \sum_{p=1}^N \gamma_{p;u} a_{p;u}^\dagger a_{p;u} + \hbar \sum_{i=1}^N \left[\Delta_- n_i + \frac{\Omega_-}{2} \sigma_i^x \right] + \frac{1}{9} N_+^2 N_-^2 M\nu^2 |\langle 2|r|1\rangle|^2 \sum_{\substack{i,j=1 \\ j<i}}^N \frac{1}{|R_{ij}|^3} n_i n_j, \tag{S52}$$

where we have additionally introduced the dressed Rabi frequencies Ω_\pm , Rydberg state occupation operators n_i , and Pauli operators σ_i^u given by,

$$\Omega_\pm = \mp \frac{N_\mp}{\sqrt{2}} \Omega_1, \quad n_i = |-\rangle\langle -|_i, \quad \sigma_i^x = |-\rangle\langle 0|_i + |0\rangle\langle -|_i. \tag{S53}$$

In general, the (dressed) Rydberg states exhibit strongly enhanced electric polarizabilities that scale with the principal quantum number as n^7 (see, e.g., the review in Ref. [13] and references therein) that derive from the coupled electronic and vibrational motion of the valence electron and ionic core due to the presence of the electric potential of the linear Paul trap [32, 33]. Consequently, the *undressed* Rydberg states $|1\rangle$ and $|2\rangle$ experience modified state dependent trap frequencies $\nu_u \rightarrow \nu_{\mu;u}$ and, therefore, exhibit both state and mode dependent phonon frequencies $\nu_{p;u} \rightarrow \nu_{p;\mu;u}$ where $\nu \equiv \gamma_u \nu$ and $\nu_{p;u} \equiv \gamma_{p;u} \nu$. For an appropriate choice of the electric MW field parameters Δ_2 and Ω_2 , the polarizability of the *dressed* Rydberg states $|\pm\rangle$ can, however, be tailored such that the energy shifts due to the polarizability of the undressed Rydberg states vanishes (for details, see the discussion in Ref. [32]), thus eliminating the state dependence. To achieve this requires a particular choice of Rydberg states and electric field parameters that is not necessary for the present work, since the coupling has already been eliminated via the rotating wave approximation, but will necessarily prove essential to take into consideration in future investigations. For our purposes, it is sufficient to consider the case in which the dipole-dipole interaction strengths are *maximised* which occurs when the detuning of the MW frequency electric field vanishes. In this limit, $\Delta_2 = 0$, we find that $N_\pm = \pm 1$ and so,

$$\Delta_\pm = \Delta_1 \pm \frac{\Omega_2}{2}, \quad \Omega_\pm = \frac{\Omega_1}{\sqrt{2}}, \quad |\pm\rangle = \pm \frac{1}{\sqrt{2}} [|2\rangle \mp |1\rangle]. \tag{S54}$$

In the rotating frame (and under the rotating wave approximation), the external vibrational and internal electronic dynamics become decoupled and, as such, the effective Hamiltonian is block diagonal. Here, the leading order coupling arises from the further expansion of the dipole-dipole interaction potential (see Refs. [34, 35]). Specifically, expanding the center of mass positions about their equilibrium positions to first order in their respective displacements we obtain,

$$\frac{1}{|R_{ij}|^3} \approx \frac{1}{|R_{ij}|^3} - \frac{3}{\zeta|R_{ij}|^4} Q_{ij;z}, \quad \zeta = \sqrt[3]{\frac{Ce^2}{M\nu^2}}, \quad (\text{S55})$$

where we have remarked that $j < i$, so $R_{ij} > 0$, and, hence, $R_{ij} = |R_{ij}|$ with $Q_{ij;z} = Q_{i;z} - Q_{j;z}$ the displacements of the ions about their equilibrium positions and ζ the characteristic length scale associated to the equilibrium distances between the ions (see Eq. (S19)). Represented in terms of the phonon mode creation and annihilation operators, $a_{p;z}^\dagger$ and $a_{p;z}$, this first order expansion then reads,

$$\frac{1}{|R_{ij}|^3} \approx \frac{1}{|R_{ij}|^3} - \frac{3\chi}{\sqrt{2}\zeta|R_{ij}|^4} \sum_{p=1}^N \frac{\Gamma_{ij,p}}{\sqrt{4\gamma_p^2 + 1}} [a_{p;z}^\dagger + a_{p;z}], \quad \chi = \sqrt{\frac{\hbar}{M\nu}}, \quad (\text{S56})$$

where χ is the characteristic length scale associated to the equilibrium oscillations of the ions and $\Gamma_{ij,p} = \Gamma_{i,p} - \Gamma_{j,p}$ are the eigenvector components associated to the phonon mode creation and annihilation operators $a_{p;z}^\dagger$ and $a_{p;z}$. It then follows that the spin-phonon coupled model Hamiltonian can be written compactly as,

$$H = \hbar\nu \sum_{p=1}^N \gamma_{p;z} a_{p;z}^\dagger a_{p;z} + \hbar\Delta_- \sum_{i=1}^N n_i + \frac{\hbar\Omega_-}{2} \sum_{i=1}^N \sigma_i^x + \sum_{\substack{i,j=1 \\ j < i}}^N V_{ij} n_i n_j + \sum_{\substack{i,j,p=1 \\ j < i}}^N \kappa_{ij,p} [a_{p;z}^\dagger + a_{p;z}] n_i n_j, \quad (\text{S57})$$

where the interaction strengths V_{ij} and coupling strengths $\kappa_{ij,p}$ are defined by,

$$V_{ij} \equiv M\nu^2 \frac{|\langle 2|r|1 \rangle|^2}{9|R_{ij}|^3}, \quad \kappa_{ij,p} \equiv -M\nu^2 \sqrt{\frac{\hbar}{2M\nu}} \sqrt[3]{\frac{M\nu^2}{Ce^2}} \frac{|\langle 2|r|1 \rangle|^2}{3|R_{ij}|^4} \frac{\Gamma_{ij,p}}{\sqrt{4\gamma_p^2 + 1}}, \quad (\text{S58})$$

where for brevity we note that the relative strength scales with the characteristic length scales as $\kappa_{ij,p}/V_{ij} \sim \chi/\zeta \ll 1$. We can, however, even further simplify the notation by remarking that we are only interested in the centermost pair of ions of the trapped Rydberg ion chain. Explicitly, if all but the centermost pair of ions are in the ground state of the system, i.e., $|0\rangle$, then their dynamics decouple from the chain, since the interaction and coupling terms vanish. Hence, if we introduce the dimensionless equilibrium distance between the centermost pair of ions, which corresponds to the minimum distance between any pair of ions [21], denoted by,

$$R \equiv \min_{i,j} (|R_{ij}|), \quad (\text{S59})$$

then we can, similarly, define the associated mode components $\Gamma_p \equiv \Gamma_{ij,p}$, interaction strength $V \equiv V_{ij}$, and coupling strengths $\kappa_p \equiv \kappa_{ij,p}$. Since we only consider the axial modes (i.e., the radial modes are decoupled), we can additionally introduce the following standard notations for the mode frequencies $\omega_p \equiv \nu_{p;z} = \gamma_{p;z}\nu$ and operators $a_p \equiv a_{p;z}$. From here, we also introduce the following simplified expressions for the detuning Δ and Rabi frequency Ω ,

$$\Delta \equiv \Delta_- = \Delta_1 - \frac{\Omega_2}{2}, \quad \Omega \equiv \frac{\Omega_-}{2} = \frac{\Omega_1}{\sqrt{8}}. \quad (\text{S60})$$

Taking this all together, we attain the desired form for the spin-phonon coupled model Hamiltonian for the centermost pair of trapped Rydberg ions given in Eq. (6) of the main text, which explicitly reads,

$$H = \hbar \sum_{p=1}^N \omega_p a_p^\dagger a_p + \hbar\Delta [n_1 + n_2] + \hbar\Omega [\sigma_1^x + \sigma_2^x] + V n_1 n_2 + \sum_{p=1}^N \kappa_p [a_p^\dagger + a_p] n_1 n_2, \quad (\text{S61})$$

where, for convenience, we have labelled the centermost pair of ions with $i = 1, 2$. Finally, introducing more standard notation for the electric transition dipole moment d and equilibrium distance between the centermost pair of ions R_0 ,

$$d \equiv -\frac{e\langle 2|r|1 \rangle}{3}, \quad R_0 \equiv \zeta R, \quad (\text{S62})$$

we get that the interaction strength V and coupling strengths κ_p take the more conventional form,

$$V \equiv \frac{1}{4\pi\epsilon_0} \frac{d^2}{R_0^3}, \quad \kappa_p \equiv -\frac{1}{4\pi\epsilon_0} \frac{3d^2}{R_0^4} \sqrt{\frac{\hbar}{2M\omega_p}} \Gamma_p. \quad (\text{S63})$$

D. Quantum Rabi model Hamiltonian of a trapped Rydberg ion chain

In order to probe the spectrum of the spin-phonon coupled system, we consider the facilitation regime, wherein the interaction energy V is cancelled by the laser detuning Δ (i.e., we set $\hbar\Delta = -V$). For the case of $N = 2$ ions, the laser only couples the unexcited ground state $|\downarrow\downarrow\rangle$ to the singly excited symmetric state $|\mathcal{S}\rangle = [|\uparrow\downarrow\rangle + |\downarrow\uparrow\rangle]/2$ and the doubly excited Rydberg state $|\uparrow\uparrow\rangle$. To manifest this, we transform the Hamiltonian in Eq. (S61), which for $N = 2$ is represented in matrix form in the effective spin basis $\{|\uparrow\uparrow\rangle, |\uparrow\downarrow\rangle, |\downarrow\uparrow\rangle, |\downarrow\downarrow\rangle\}$ as (n.b., we set $\hbar = 1$ henceforth),

$$H = \begin{bmatrix} -V & \Omega & \Omega & 0 \\ \Omega & -V & 0 & \Omega \\ \Omega & 0 & -V & \Omega \\ 0 & \Omega & \Omega & 0 \end{bmatrix} + \begin{bmatrix} \kappa_2 & 0 & 0 & 0 \\ 0 & 0 & 0 & 0 \\ 0 & 0 & 0 & 0 \\ 0 & 0 & 0 & 0 \end{bmatrix} [a_2^\dagger + a_2] + \omega_2 a_2^\dagger a_2, \quad (\text{S64})$$

where we have neglected the decoupled center of mass motion. Employing the aforementioned unitary transformation which maps the basis states of the electronic spin degrees of freedom as $\{|\uparrow\uparrow\rangle, |\uparrow\downarrow\rangle, |\downarrow\uparrow\rangle, |\downarrow\downarrow\rangle\} \mapsto \{|\uparrow\uparrow\rangle, |\mathcal{S}\rangle, |\mathcal{A}\rangle, |\downarrow\downarrow\rangle\}$ where $|\mathcal{S}\rangle = [|\uparrow\downarrow\rangle + |\downarrow\uparrow\rangle]/2$ and $|\mathcal{A}\rangle = [|\uparrow\downarrow\rangle - |\downarrow\uparrow\rangle]/2$ represent the singly excited symmetric and antisymmetric states, we obtain the transformed spin-phonon coupled model Hamiltonian which reads,

$$H = \begin{bmatrix} -V & \sqrt{2}\Omega & 0 & 0 \\ \sqrt{2}\Omega & -V & 0 & \sqrt{2}\Omega \\ 0 & 0 & -V & 0 \\ 0 & \sqrt{2}\Omega & 0 & 0 \end{bmatrix} + \begin{bmatrix} \kappa_2 & 0 & 0 & 0 \\ 0 & 0 & 0 & 0 \\ 0 & 0 & 0 & 0 \\ 0 & 0 & 0 & 0 \end{bmatrix} [a_2^\dagger + a_2] + \omega_2 a_2^\dagger a_2. \quad (\text{S65})$$

Neglecting the evidently decoupled singly excited antisymmetric state $|\mathcal{A}\rangle$, and noting that we will be considering the strong interaction regime for which $V \gg \Omega$, such that we can additionally omit the far off resonant unexcited ground state $|\downarrow\downarrow\rangle$, the approximate spin-phonon coupled model Hamiltonian for two ions can be written as,

$$\bar{H} = \begin{bmatrix} -V & \sqrt{2}\Omega \\ \sqrt{2}\Omega & -V \end{bmatrix} + \begin{bmatrix} \kappa_2 & 0 \\ 0 & 0 \end{bmatrix} [a_2^\dagger + a_2] + \omega_2 a_2^\dagger a_2. \quad (\text{S66})$$

For the experimental parameters considered in the main text, the interaction strength V is significantly stronger than the coupling strength κ_2 and, therefore, we can treat the coupling term as a *perturbation*. For $\kappa_2 = 0$, the dynamics of the effective spins and phonon mode clearly decouple and the corresponding model Hamiltonian becomes diagonal. In particular, we can write the approximate model Hamiltonian \bar{H} as,

$$\bar{H} = \bar{H}_0 + \delta\bar{H}, \quad (\text{S67})$$

where \bar{H}_0 denotes the unperturbed Hamiltonian comprised of the decoupled spin and phonon terms, such that $\bar{H} = \bar{H}_0$ for $\kappa_2 = 0$, and $\delta\bar{H}$ the perturbation that couples the dynamics. Applying the unitary transformation that diagonalizes the unperturbed Hamiltonian \bar{H}_0 which transforms the electronic basis states of the effective spin degrees of freedom as $\{|\uparrow\uparrow\rangle, |\mathcal{S}\rangle\} \mapsto \{|+\rangle, |-\rangle\}$ where $|\pm\rangle = [|\uparrow\uparrow\rangle \pm |\mathcal{S}\rangle]/\sqrt{2}$, the Hamiltonian terms read (cf. Eq. (3) of the main text),

$$\bar{H}_0 = \begin{bmatrix} \bar{E}_+ & 0 \\ 0 & \bar{E}_- \end{bmatrix} + \omega_2 a_2^\dagger a_2, \quad \delta\bar{H} = \frac{\kappa_2}{2} \begin{bmatrix} 1 & 1 \\ 1 & 1 \end{bmatrix} [a_2^\dagger + a_2], \quad (\text{S68})$$

where the electronic energy eigenvalues $\bar{E}_\pm = -V \pm \sqrt{2}\Omega$. Given that the spin and phonon dynamics are decoupled in the unperturbed Hamiltonian \bar{H}_0 , its energy eigenvalues $\bar{E}_{\pm,N}$ and associated eigenstates $|\pm, N\rangle$ follow as,

$$\bar{E}_{\pm,N} = \bar{E}_\pm + N\omega_2, \quad |\pm, N\rangle = |\pm\rangle \otimes |N\rangle, \quad (\text{S69})$$

where $|N\rangle$ denotes an eigenstate of the relative phonon mode number operator with vibrational energy eigenvalue N . Note that the number operator eigenvalue N should not be confused with the number of trapped ions $N = 2$, which is fixed here. It follows that a resonance occurs whenever any of the energy eigenvalues $\bar{E}_{\pm,N}$ become degenerate, in particular, when $\bar{E}_{-,N} = \bar{E}_{+,M}$ for $N > M$ which occurs at the resonant Rabi frequency $\Omega = \Omega_{NM}^{\text{res}} \approx [N - M]\omega_2/2\sqrt{2}$. Note that this value for the resonant Rabi frequency is only an approximation, since we are neglecting all higher order corrections. For the resonance shown in Fig. 2 of the main text, where $N = M + 1 = 1$, the approximate Hamiltonian near the resonance (i.e., at $\Omega = \Omega_{10}^{\text{res}} \equiv \Omega_{\text{res}} \approx \omega_2/2\sqrt{2}$) to first order in perturbation theory is given by,

$$\bar{H} \approx \bar{H}_0 + \begin{bmatrix} \langle -, 1 | \delta\bar{H} | -, 1 \rangle & \langle -, 1 | \delta\bar{H} | +, 0 \rangle \\ \langle +, 0 | \delta\bar{H} | -, 1 \rangle & \langle +, 0 | \delta\bar{H} | +, 0 \rangle \end{bmatrix} = \begin{bmatrix} -V - \omega_2/2 & \kappa_2/2 \\ \kappa_2/2 & -V + \omega_2/2 \end{bmatrix}. \quad (\text{S70})$$

The approximate eigenvalues $\bar{E}_{\pm}^{\text{res}}$ and associated eigenstates $|\bar{E}_{\pm}^{\text{res}}\rangle$ which are given in Eq. (4) of the main text are,

$$\bar{E}_{\pm}^{\text{res}} \approx -V + \frac{\omega_2}{2} \pm \frac{\kappa_2}{2}, \quad |\bar{E}_{\pm}^{\text{res}}\rangle \approx \frac{1}{\sqrt{2}}[|- , 1\rangle \pm |+ , 0\rangle] = \frac{1}{2}[(|\uparrow\uparrow\rangle \otimes [|1\rangle \pm |0\rangle] - |\mathcal{S}\rangle \otimes [|1\rangle \mp |0\rangle])], \quad (\text{S71})$$

which clearly demonstrates the hybridization of the electronic spin and vibrational phonon degrees of freedom. Notice that the energy splitting at the resonance is, to first order, given by the spin-phonon coupling strength κ_2 .

II. THEORETICAL QUANTITIES AND EXPERIMENTAL PARAMETERS

In order to numerically simulate and investigate the spectral signatures of the spin-phonon coupling, we necessarily need explicit values for the theoretical quantities and experimental parameters in the model Hamiltonian in Eq. (S61). In Tab. S1, we present values for the dimensionless equilibrium separation between the centermost ions $R = R_0/\zeta$ and the dimensionless mode frequencies $\gamma_{p;z} = \omega_p/\nu$ and associated coupling coefficients Γ_p for a chain of $N = 2, 4, \dots, 20$ ions. The remaining parameters, specifically, the isotopic masses of the ions M and electric transition dipole moments between the Rydberg states $\langle 2|r|1\rangle = -3d/e$ used in the main text are,

$$\begin{aligned} {}^{88}\text{Sr}^+: & \quad M = 87.9 u, & \quad \langle 2|r|1\rangle = -1434 a, \\ {}^{138}\text{Ba}^+: & \quad M = 137.9 u, & \quad \langle 2|r|1\rangle = -1320 a, \end{aligned} \quad (\text{S72})$$

where $a \approx 5.292 \times 10^{-11}$ m is the Bohr radius and $u \approx 1.661 \times 10^{-27}$ kg the unified atomic mass unit.

N	R_0/ζ	p	ω_p/ν	Γ_p	N	R_0/ζ	p	ω_p/ν	Γ_p
2	1.260	2	1.732	1.414	16	0.436	2	1.732	0.049
4	0.909	2	1.732	0.426	18	0.408	4	3.075	0.104
		4	3.051	1.348			6	4.316	0.167
6	0.740	2	1.732	0.224			8	5.492	0.243
		4	3.058	0.556			10	6.622	0.337
		6	4.274	1.281			12	7.718	0.459
8	0.636	2	1.732	0.143			14	8.787	0.642
		4	3.063	0.329	16	9.834	1.078		
		6	4.286	0.608	18	10.887	1.053		
10	0.564	2	1.732	0.101	2	1.732	0.035		
		4	3.067	0.225	4	3.079	0.073		
		6	4.296	0.388	6	4.326	0.115		
		8	5.458	0.631	8	5.508	0.163		
		10	6.576	1.179	10	6.644	0.219		
12	0.511	2	1.732	0.076	12	7.747	0.285		
		4	3.070	0.166	14	8.822	0.367		
		6	4.303	0.277	16	9.875	0.474		
		8	5.471	0.423	18	10.910	0.635		
		10	6.593	0.640	20	11.928	1.030		
		12	7.682	1.141					
14	0.469	2	1.732	0.060					
		4	3.073	0.129					
		6	4.310	0.211					
		8	5.482	0.312					
		10	6.608	0.445					
		12	7.701	0.643					
14	8.767	1.107							

Table S1. Numerical values for the dimensionless equilibrium separation between the centermost ions R_0/ζ and the dimensionless mode frequencies ω_p/ν and associated mode coupling coefficients Γ_p for a chain of $N = 2, 4, \dots, 20$ trapped Rydberg ions.

[1] M. T. Djerad, Atomic parameters for transitions involving Rydberg states of singly ionized alkaline earths, *J. Phys. II* **1**, 1 (1991).

- [2] T. F. Gallagher, Rydberg atoms, *Rep. Prog. Phys.* **51**, 143 (1988).
- [3] T. F. Gallagher, *Rydberg Atoms*, 1st ed. (Cambridge University Press, 1994).
- [4] T. F. Gallagher, Rydberg atoms, in *Springer Handbook of Atomic, Molecular, and Optical Physics*, edited by G. W. F. Drake (Springer, 2023) Chap. 15.
- [5] W. Paul, Electromagnetic traps for charged and neutral particles, *Rev. Mod. Phys.* **62**, 531 (1990).
- [6] D. J. Wineland, C. Monroe, W. M. Itano, D. Leibfried, B. E. King, and D. M. Meekhof, Experimental issues in coherent quantum-state manipulation of trapped atomic ions, *J. Res. Natl. Inst. Stand. Technol.* **103**, 259 (1998).
- [7] D. Leibfried, R. Blatt, C. Monroe, and D. J. Wineland, Quantum dynamics of single trapped ions, *Rev. Mod. Phys.* **75**, 281 (2003).
- [8] F. G. Major, V. N. Gheorghie, and G. Werth, *Charged Particle Traps*, 1st ed. (Springer, 2005).
- [9] D. Hucul, M. Yeo, S. Olmschenk, C. Monroe, W. K. Hensinger, and J. Rabchuk, On the transport of atomic ions in linear and multidimensional ion trap arrays, *Quant. Inf. Comput.* **8**, 501 (2008).
- [10] C. F. Foot, *Atomic Physics*, 1st ed. (Oxford University Press, 2004).
- [11] M. Müller, L. Liang, I. Lesanovsky, and P. Zoller, Trapped Rydberg ions: from spin chains to fast quantum gates, *New J. Phys.* **10**, 093009 (2008).
- [12] D. J. Berkeland, J. D. Miller, J. C. Bergquist, W. M. Itano, and D. J. Wineland, Minimization of ion micromotion in a Paul trap, *J. Appl. Phys.* **83**, 5025 (1998).
- [13] A. Mokhberi, M. Hennrich, and F. Schmidt-Kaler, Trapped Rydberg ions: a new platform for quantum information processing, in *Advances in Atomic, Molecular, and Optical Physics*, Vol. 69, edited by L. F. Dimauro, H. Perrin, and S. F. Yelin (Academic Press, 2020) Chap. 4.
- [14] R. J. Cook, D. G. Shankland, and A. L. Wells, Quantum theory of particle motion in a rapidly oscillating field, *Phys. Rev. A* **31**, 564 (1985).
- [15] F. Schmidt-Kaler, T. Feldker, D. Kolbe, J. Walz, M. Müller, P. Zoller, W. Li, and I. Lesanovsky, Rydberg excitation of trapped cold ions: a detailed case study, *New J. Phys.* **13**, 075014 (2011).
- [16] D. J. Griffiths, *Introduction to Electrodynamics*, 4th ed. (Cambridge University Press, 2017).
- [17] D. J. Griffiths and D. F. Schroeter, *Introduction to Quantum Mechanics*, 3rd ed. (Cambridge University Press, 2018).
- [18] H. Friedrich, *Theoretical Atomic Physics*, 4th ed. (Springer, 2017).
- [19] M. Saffman, T. G. Walker, and K. Mølmer, Quantum information with Rydberg atoms, *Rev. Mod. Phys.* **82**, 2313 (2010).
- [20] J. J. Bollinger, D. J. Wineland, and D. H. E. Dubin, Non-neutral ion plasmas and crystals, laser cooling, and atomic clocks, *Phys. Plasmas* **1**, 1403 (1994).
- [21] D. F. V. James, Quantum dynamics of cold trapped ions with application to quantum computation, *Appl. Phys. B* **66**, 181 (1998).
- [22] D. G. Enzer, M. M. Schauer, J. J. Gomez, M. S. Gulley, M. H. Holzschleiter, P. G. Kwiat, S. K. Lamoreaux, C. G. Peterson, V. D. Sandberg, D. Tupa, A. G. White, R. J. Hughes, and D. F. V. James, Observation of power-law scaling for phase transitions in linear trapped ion crystals, *Phys. Rev. Lett.* **85**, 2466 (2000).
- [23] S. Fishman, G. De Chiara, T. Calarco, and G. Morigi, Structural phase transitions in low-dimensional ion crystals, *Phys. Rev. B* **77**, 064111 (2008).
- [24] A. Kleczewski, M. R. Hoffman, J. A. Sherman, E. Magnuson, B. B. Blinov, and E. N. Fortson, Coherent excitation of the $6S_{1/2}$ to $5D_{3/2}$ electric-quadrupole transition in $^{138}\text{Ba}^+$, *Phys. Rev. A* **85**, 043418 (2012).
- [25] S. R. Williams, A. Jayakumar, M. R. Hoffman, B. B. Blinov, and E. N. Fortson, Method for measuring the $6S_{1/2} \leftrightarrow 5D_{3/2}$ magnetic-dipole-transition moment in Ba^+ , *Phys. Rev. A* **88**, 012515 (2013).
- [26] I. V. Inlek, C. Crocker, M. Lichtman, K. Sosnova, and C. Monroe, Multispecies trapped-ion node for quantum networking, *Phys. Rev. Lett.* **118**, 250502 (2017).
- [27] D. Kolbe, M. Scheid, and J. Walz, Triple resonant four-wave mixing boosts the yield of continuous coherent vacuum ultraviolet generation, *Phys. Rev. Lett.* **109**, 063901 (2012).
- [28] P. Bachor, T. Feldker, J. Walz, and F. Schmidt-Kaler, Addressing single trapped ions for Rydberg quantum logic, *J. Phys. B: At. Mol. Opt. Phys.* **49**, 154004 (2016).
- [29] G. Higgins, W. Li, F. Pokorny, C. Zhang, F. Kress, C. Maier, J. Haag, Q. Bodart, I. Lesanovsky, and M. Hennrich, Single strontium Rydberg ion confined in a Paul trap, *Phys. Rev. X* **7**, 021038 (2017).
- [30] S. Weber, C. Tresp, H. Menke, A. Urvoy, O. Firstenberg, H. P. Büchler, and S. Hofferberth, Calculation of Rydberg interaction potentials, *J. Phys. B: At. Mol. Opt. Phys.* **50**, 133001 (2017).
- [31] J. D. Louck, Angular Momentum Theory, in *Springer Handbook of Atomic, Molecular, and Optical Physics*, edited by G. W. F. Drake (Springer, 2023) Chap. 2.
- [32] W. Li and I. Lesanovsky, Entangling quantum gate in trapped ions via Rydberg blockade, *Appl. Phys. B: Lasers and Optics* **114**, 37 (2014).
- [33] W. Li, A. W. Glaetzle, R. Nath, and I. Lesanovsky, Parallel execution of quantum gates in a long linear ion chain via Rydberg mode shaping, *Phys. Rev. A* **87**, 052304 (2013).
- [34] C. Zhang, F. Pokorny, W. Li, G. Higgins, A. Pöschl, I. Lesanovsky, and M. Hennrich, Submicrosecond entangling gate between trapped ions via Rydberg interaction, *Nature* **580**, 345 (2020).
- [35] M. Magoni, R. Joshi, and I. Lesanovsky, Molecular dynamics in Rydberg tweezer arrays: spin-phonon entanglement and Jahn-Teller effect, *Phys. Rev. Lett.* **131**, 093002 (2023).