

CODED COMPUTING FOR FAULT-TOLERANT PARALLEL QR DECOMPOSITION *

QUANG MINH NGUYEN [†], IAIN WEISSBURG [‡], AND HAEWON JEONG [§]

Abstract. QR decomposition is an essential operation for solving linear equations and obtaining least-squares solutions. In high-performance computing systems, large-scale parallel QR decomposition often faces node faults. We address this issue by proposing a fault-tolerant algorithm that incorporates ‘coded computing’ into the parallel Gram-Schmidt method, commonly used for QR decomposition. Coded computing introduces error-correcting codes into computational processes to enhance resilience against intermediate failures. While traditional coding strategies cannot preserve the orthogonality of Q , recent work has proven a *post-orthogonalization condition* that allows low-cost restoration of the degraded orthogonality. In this paper, we construct a checksum-generator matrix for multiple-node failures that satisfies the *post-orthogonalization condition* and prove that our code satisfies the maximum-distance separable (MDS) property with high probability. Furthermore, we consider *in-node checksum storage* setting where checksums are stored in original nodes. We obtain the minimal number of checksums required to be resilient to any f failures under the in-node checksum storage, and also propose an in-node systematic MDS coding strategy that achieves the lower bound. Extensive experiments validate our theories and showcase the negligible overhead of our coded computing framework for fault-tolerant QR decomposition.

Key words. High-performance computing, Matrix factorization, Coding theory, Algorithm-based fault-tolerance

AMS subject classifications. 15A23, 94B05, 65Y05

1. Introduction. Motivated by the widespread use of machine learning and scientific computing applications that require large-scale distributed computations, *coded computing* has been a burgeoning area of research [14, 15, 27, 44, 53]. The aim of coded computing is to add systematically-designed redundancies in the computing algorithm to build fault resilience that is more efficient than replication or checkpointing. In this work, we consider protecting the QR decomposition algorithm from failures in high-performance computing (HPC) systems. Building a reliable supercomputer has been a long-standing problem, but the emergence of exascale computing poses new challenges that require a new and innovative solution that goes beyond traditional reliability techniques. More than 20% of the computing capacity in today’s HPC systems is wasted due to failures and ensuing recovery [18], and this wastage is only expected to grow as the system size grows. To reduce the overhead of fault tolerance in upcoming HPC systems, *algorithm-based fault-tolerance (ABFT)* for HPC has been suggested [6], the core idea of which is essentially the same as coded computing: adding encoded redundancy tailored to a given numerical algorithm.

QR decomposition factors a matrix into a product of an orthogonal matrix (Q) and an upper triangular matrix (R). It is an essential building block of linear algebraic computations as it provides a numerically stable method for solving linear equations and linear least squares problem (e.g. linear regression). As it is an important computation primitive, ABFT for parallel QR decomposition has been studied in the HPC literature [12, 31, 50]. While these existing works have shown that ABFT can be a more efficient resilience solution than periodic checkpointing, they proved that

*A preliminary version of this paper was presented at IEEE International Symposium on Information Theory 2020.

[†] Massachusetts Institute of Technology (nmquang@mit.edu).

[‡] University of California, Santa Barbara (ixw@ucsb.edu).

[§] University of California, Santa Barbara (haewon@ucsb.edu).

coding-based fault-tolerance can only be a half of the solution: while the R -factor can be protected with error-correcting codes (ECCs), the same does not apply to the Q -factor as encoding destroys the orthogonal structure of the Q -factor [12, Theorem 5.1]. Our prior work [32] introduced a novel strategy that can circumvent this fundamental theorem, by using a specialized code design that can restore the Q -factor’s orthogonality with minimal overhead. However, this approach was limited to single-node failure scenarios, lacking a clear extension to multiple-node fault tolerance.

In this paper, we make critical contributions in generalizing the coded QR decomposition with low-cost post-orthogonalization to a wider variety of settings, as summarized below:

- We propose a novel coding strategy for parallel QR decomposition that tolerates multiple-node failures with minimal overhead. Standard coding designs adequately protect the R -factor. However, protecting the Q -factor poses a challenge as its orthogonality is compromised by conventional linear coding [12]. We address this by devising a post-processing framework that restores Q ’s orthogonality. Specifically, we derive a *post-orthogonalization condition* which states that if a checksum-generator matrix follows certain structure, there exists a sparse matrix G_0 that can linearly transform the coded Q matrix into an orthogonal matrix. To this end, we design a semi-random checksum generator matrix satisfying the post-orthogonalization condition, while achieving the maximum-distance separable (MDS) property, i.e. code optimality, with high probability. The proposed algorithm can be applied to solving a full-rank square system of linear equations in HPC.
- We further consider the emerging setting of *in-node checksum storage* where the coded data is stored in original systematic processors instead of being distributed over extra checksum processors for fault-tolerance. We prove a lower bound on the number of checksums required to be resilient to any f failures and also demonstrate coding schemes for both Q -factor and R -factor protection that meet the bound. The proposed in-node checksum coding strategy is optimal, thereby improving over the results in [12, 32].

Finally, we note that this paper is an extension of our conference paper [32]. For both contributions, Q -factor protection codes and in-node checksum storage codes, we had a result for the single node failure case in [32]. In this paper, we generalize those results to the multiple-node failure scenario. The results and constructions in [32] can be regarded as a special case within the broader framework developed in this paper, tailored specifically for single-node failures.

2. System Model and Problem Formulation. We first describe our notations throughout the paper, and then present the system model and problem formulation within interests.

Notations: We use upper-case letters to denote matrices and bold lower-case letters to denote vectors. For matrix A , we use $a_{i,j}$ to denote the (i, j) -th entry of the matrix. We use I_m to denote the identity matrix of dimension $m \times m$, and write I when the dimension is clear from the context.

Computation of interest: We consider solving a system of linear equations $A\mathbf{x} = \mathbf{b}$ through QR decomposition, where A is a square and full-rank matrix of dimension $n \times n$. Solving square and non-singular system of linear equations is a fundamental building block for many applications in HPC [2, 11, 42], and QR decomposition is a popular choice in practice due to its guaranteed stability and computational efficiency [22].

Distributed computing model: We assume that A is a large matrix and the computation has to be distributed to multiple processors (nodes)¹. We assume that we have a total of P nodes aligned as a $p_r \times p_c$ grid ($p_r p_c = P$). We denote the (i, j) -th node on the grid as $\Pi(i, j)$. We consider *2D block distribution* of data where the matrix A is split into $p_r \times p_c$ blocks and each block A_{ij} ($i \in [0, p_r - 1], j \in [0, p_c - 1]$) is distributed to processor $\Pi(i, j)$. The j^{th} block-column is the "column" of data blocks $A_{0j}, A_{1j}, \dots, A_{(p_r-1)j}$. Block-rows are defined similarly. For simplicity, we assume that $p_r = p_c$ and consequently set the dimension of each block $A_{i,j}$ to be $b = \frac{n}{p_r} = \frac{n}{p_c}$. Note that $n \gg P$, and thus n is much greater than p_r or p_c .

Failure model: We assume that nodes are subject to failures, especially to "fail-stop errors." In this model, a failure corresponds to a node that completely stops responding, and loses all of its data, including its inputs and computation results. This is a realistic failure model in HPC [4] and also similar to the "straggler model" commonly used in the coded computing literature. At any iteration of the QR decomposition, we assume that at most f failures can occur per column or per row, and that the identities of the processors that fail are provided by some external source (e.g. Message Passing Interface (MPI) library [23]). Further, we assume that f is small compared to p_r, p_c . Specifically, in our proposed scheme, we require $f \leq \frac{1}{2} \min\{p_r, p_c\}$.

Checksums: In this work, we use checksums to recover from failures. Before we perform QR factorization, we encode the $n \times n$ matrix A as:

$$(2.1) \quad \tilde{A} = \begin{bmatrix} A & AG_h \\ G_v A & G_v AG_h \end{bmatrix},$$

where \tilde{A} is of dimension $(n + c) \times (n + d)$ and G_h and G_v are checksum-generator matrices of size $n \times d$ and $c \times n$. We call $G_v A$ "vertical checksums" or "checksum rows" and AG_h "horizontal checksums" or "checksum columns". After computation, vertical checksums protect Q and horizontal checksums protect R [32, Lemma 1 and Corollary 1.1]. We assume that c and d are small to keep the overhead negligible.

Conventionally, to store the checksum part, we introduce additional nodes called "checksum nodes." We call this setting *out-of-node checksum storage*. In this setting, the original matrix A is stored in "systematic nodes" and all the checksum entries are stored in the *checksum nodes*. Assuming that we use the same encoding coefficients at each node for the entire data block, G_v and G_h can be represented as:

$$(2.2) \quad G_v = \tilde{G}_v \otimes I_{n/p_r}, \quad G_h = \tilde{G}_h \otimes I_{n/p_c},$$

where \otimes is a Kronecker product, \tilde{G}_v and \tilde{G}_h are respectively $m_r \times p_r$ and $p_c \times m_c$ matrices, and m_r and m_c are respectively the number of checksum nodes per row and column.

In this paper, we will also consider an *in-node checksum storage* setting, where one stores the checksums within the original set of nodes instead of introducing a separate set of checksum nodes. This will increase the size of the computing task per node, but it is better suited for a scenario where a user has a fixed number of available nodes.

2.1. Problem Statement. Our goal is to develop a coding scheme that can add effective checksums for parallel QR decomposition, which can protect both Q-factor

¹We use *nodes* and *processors* interchangeably in this paper.

Coding Scheme	QR Algorithm	Q -factor	R -factor	$f > 1$	Out-of-node	In-node
[12]	Householder	\times	\checkmark	\times	\times	\checkmark
[26]	Householder	\times	\checkmark	\times	\checkmark	\times
[31]	Givens Rotation	\times	\checkmark	\times	\checkmark	\times
[32]	Gram-Schmidt	\checkmark	\checkmark	\times	\checkmark	\checkmark
This work	Gram-Schmidt	\checkmark	\checkmark	\checkmark	\checkmark	\checkmark

Table 1: Summary of work that utilize checksum-protection for QR decomposition. Those work [12, 26, 31] without coding scheme for Q -factor protection rely on costly checkpointing for fault-tolerance.

Algorithm 3.1 Modified Gram-Schmidt

Input: $\tilde{A} = [\tilde{\mathbf{a}}_1 \quad \tilde{\mathbf{a}}_2 \quad \cdots \quad \tilde{\mathbf{a}}_{n+d}]$ is $(n+c) \times (n+d)$ matrix

Output: $Q = [\mathbf{q}_1 \quad \mathbf{q}_2 \quad \cdots \quad \mathbf{q}_{n+d}]$ is $(n+c) \times (n+d)$ matrix, and $R = (r_{ij})$ is $(n+d) \times (n+d)$ matrix

Result: $\tilde{A} = QR$, where $Q^T Q = I$

```

1 for  $i = 1$  to  $n$  do
2    $\mathbf{u}_i = \tilde{\mathbf{a}}_i$ 
3 end
4 for  $i = 1$  to  $n + d$  do
5    $r_{ii} = \|\mathbf{u}_i\|_2$ 
6    $\mathbf{q}_i = \mathbf{u}_i / r_{ii}$ 
7   for  $j = i + 1$  to  $n + d$  do
8      $r_{ij} = \mathbf{q}_i^T \mathbf{u}_j$ 
9      $\mathbf{u}_j = \mathbf{u}_j - r_{ij} \mathbf{q}_i$ 
10  end
11 end
```

and R -factor from any f fail-stop errors ($f \geq 1$). This builds up on our previous work [32] that provided a coding scheme for a single fail-stop error ($f = 1$) and generalizes to multiple errors and applies to both out-of-node and in-node checksum storage settings (see Table 1). We will provide theoretical and experimental evidences to demonstrate the small overhead of the proposed coding scheme.

3. Preliminaries and Related Work. The core part of this work is incorporating error-correcting codes into a parallel QR decomposition algorithm for efficient checksum generation and failure recovery. For the QR factorization algorithm, we use parallel block modified Gram-Schmidt (PBMGS) algorithm. For error-correcting codes, we adapt the well-known maximum distance separable (MDS) codes. In this section, we describe essential preliminaries for these.

3.1. Parallel block modified Gram-Schmidt (PBMGS) algorithm. There are three classes of commonly used algorithms for QR decomposition: Gram-Schmidt (GS) [34, 39, 43], Householder Transformation [3, 38], and Givens Rotation [17]. In this work, we consider parallel block modified Gram-Schmidt (PBMGS), which performs QR factorization on a grid of distributed nodes. For extreme-scale QR factorization, PBMGS is a preferred choice as it has a low computational cost and is easy to im-

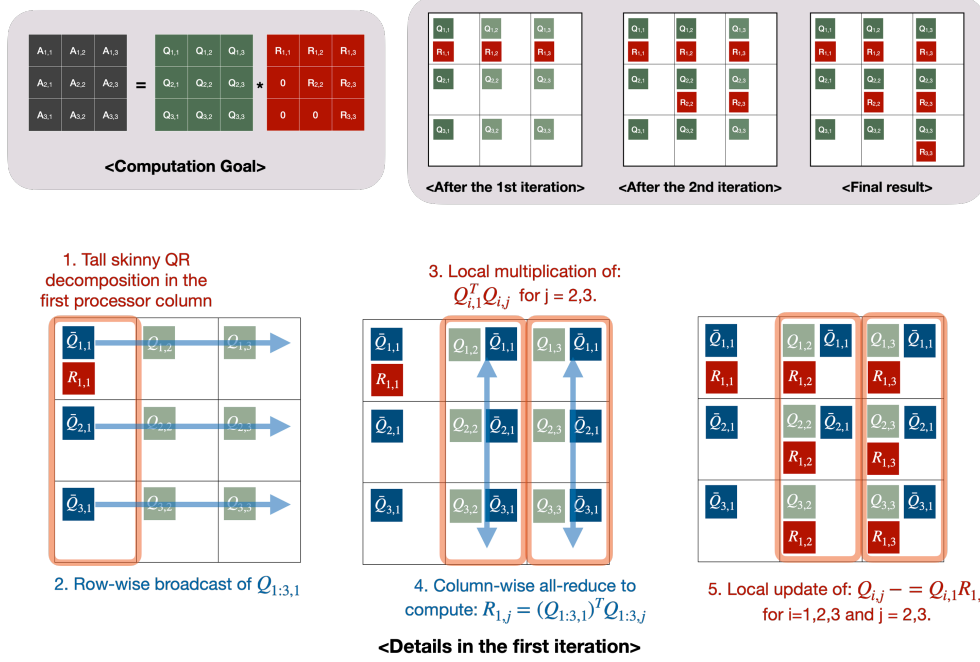


Fig. 1: The parallel block modified Gram-Schmidt (PBMGS) algorithm on a 3x3 grid.

plement. In the Gram-Schmidt algorithm, we iteratively obtain a set of orthonormal vectors by subtracting the projections of each column onto the space spanned by orthogonal vectors computed in the previous iterations. Modified Gram-Schmidt (MGS) performs this operation in a slightly different order to achieve better numerical stability (see Algorithm 3.1). Block MGS performs the same operation in column-blocks instead of column by column. How this can be parallelized in the PBMGS algorithm is depicted in Fig. 1 (see Appendix A for the full algorithm and its overhead analysis).

3.2. Maximum distance separable (MDS) codes. What is the minimal number of checksum nodes we need to recover the data when f nodes fail? This is a classic question in the coding theory literature. The information-theoretic optimum is f , given by the Singleton bound [25]. MDS codes are the class of error-correcting codes that meet this bound [29]. MDS codes are linear block codes, meaning that each checksum is a linear combination of original entries and checksum generation can be represented with matrices as we did in (2.1). For codes to have the MDS property, checksum generator matrices should satisfy certain rank conditions. For our problem setup, these conditions can be translated as below:

THEOREM 3.1 (Modified Theorem 8, p. 321 in [29]). \tilde{G}_v (resp. \tilde{G}_h) has the MDS property if and only if every square submatrix of \tilde{G}_v (resp. \tilde{G}_h) is full-rank.

3.3. Checksum preservation. We now review the desirable checksum preservation property of the PBMGS algorithm. When we perform QR decomposition on the encoded matrix \tilde{A} , the PBMGS algorithm updates the Q and R factors in T iterations. At the end of each iteration the algorithm maintains the intermediate Q -factor $Q^{(t)}$ of size $(n+c) \times (n+d)$ and R -factor $R^{(t)}$ of size $(n+d) \times (n+d)$. The initial

values of the Q -factor and R -factor are set to be $Q^{(0)} = \tilde{A}$ and $R^{(0)} = 0_{(n+d) \times (n+d)}$. After the T -th iteration, we retrieve the orthogonal $Q = Q^{(T)}$ and the upper triangular $R = R^{(T)}$ as the output for the factorization $\tilde{A} = QR$. We further consider the following submatrices of $Q^{(t)}$ and $R^{(t)}$:

$$Q^{(t)} = \begin{bmatrix} Q_1^{(t)} \\ Q_2^{(t)} \end{bmatrix}, R^{(t)} = \begin{bmatrix} R_1^{(t)} & R_2^{(t)} \end{bmatrix}$$

where $Q_1^{(t)}$: $n \times (n+d)$, $Q_2^{(t)}$: $c \times (n+d)$, $R_1^{(t)}$: $(n+d) \times n$, and $R_2^{(t)}$: $(n+d) \times d$. Lemma 3.2 shows that the original vertical checksums $G_v A$ and horizontal checksums $A G_h$ are preserved after each iteration as $Q_2^{(t)} = G_v Q_1^{(t)}$ for Q -protection and $R_2^{(t)} = R_1^{(t)} G_h$ for R -protection.

LEMMA 3.2. *For both sequential and parallel MGS, the following checksum relations hold for $t \in [0, T]$:*

$$(3.1) \quad Q_2^{(t)} = G_v Q_1^{(t)},$$

$$(3.2) \quad R_2^{(t)} = R_1^{(t)} G_h.$$

COROLLARY 3.3. *At the end of the QR decomposition, the factorization of \tilde{A} has the final form:*

$$(3.3) \quad \tilde{A} = \begin{bmatrix} Q_1 \\ Q_2 \end{bmatrix} \begin{bmatrix} R_1 & R_2 \end{bmatrix} = \begin{bmatrix} Q_1 \\ G_v Q_1 \end{bmatrix} \begin{bmatrix} R_1 & R_1 G_h \end{bmatrix}$$

where $Q_i = Q_i^{(T)}$ and $R_i = R_i^{(T)}$.

The proofs of Lemma 3.2 and Corollary 3.3 can be found in Appendix B.

REMARK 1. *All the prevalent QR decomposition methods—Householder [12, 50], Givens Rotations [31], and MGS—preserve the R -factor checksums. However, only MGS permits Q -factor checksum-preservation (i.e., satisfies (3.1)) since it uses linear projection of the input matrix's column vectors for orthogonalization. On the other hand, Householder and Givens Rotations rely on non-linear operations such as reflections and rotations, which do not preserve the linearity of Q -factor checksums.*

3.4. Related work. Algorithm-based fault tolerance (ABFT) has been proposed to alleviate the high overhead of checkpoint-restart (C/R) schemes in exascale high-performance applications [5, 9, 10, 12, 13, 21, 28, 31, 35, 50, 51]. In the information theory community, a similar idea called *coded computing* has been extensively studied, with more focus on renovating the code design under a theoretical computing model [1, 7, 14, 16, 19, 20, 24, 30, 33, 36, 37, 41, 45, 49, 52, 53]. There exist several works on ABFT for QR decomposition [12, 26, 31, 50], and they are summarized in Table 1. For the out-of-node checksum storage setting, in [26, 50], the authors develop ABFT schemes for the Householder algorithm and in [31], they study ABFT for the Givens Rotation algorithm. The ABFT scheme for Householder is further adapted to the in-node checksum storage setting in [12]. However, all of them only protect the R factor with checksums and rely on replication or checkpointing for the Q -factor. In our prior work [32], we proposed a coded MGS algorithm that can provide full protection for both R and Q factors when *there is only one failure during computation* ($f = 1$). This work extends [32] and provide a generalized scheme that can have resilience for multiple failures.

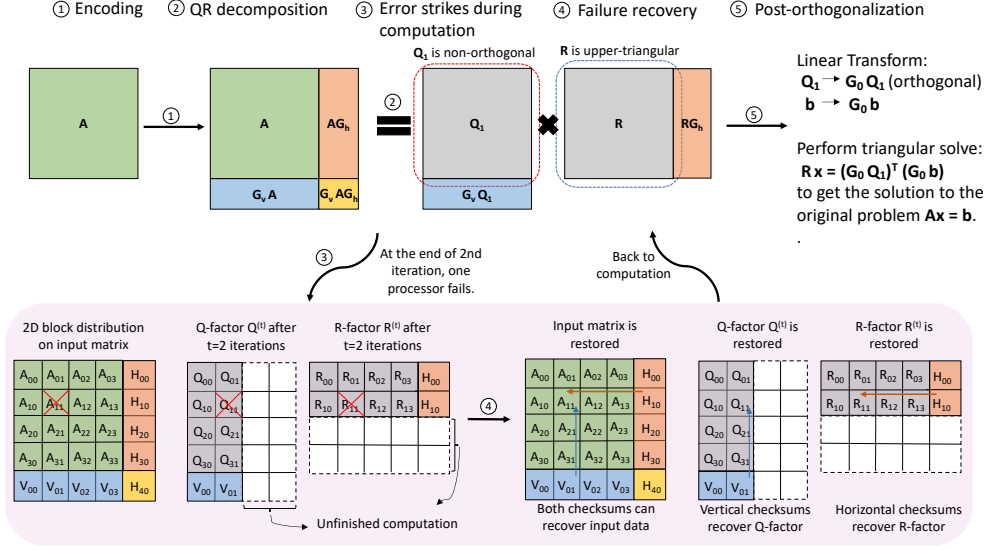


Fig. 2: Coded QR decomposition framework.

3.5. Overview of the Proposed Coded QR Decomposition Scheme. We present the overall framework of coded QR decomposition in Figure 2. It comprises of encoding, (coded) QR factorization, failure recovery (decoding), and post-orthogonalization steps. In the encoding phase, the input matrix A is encoded into \tilde{A} as given in (2.1). We then perform QR decomposition of the encoded matrix \tilde{A} . If a node fails during the computation, we use vertical checksums to recover the intermediate Q -factor from the failed node and horizontal checksums to recover the R -factor. The original input matrix A can be restored by either type of checksums. At the end of the computation, we retrieve $A = Q_1 R$. As we will show in Section 5, Q_1 is not orthogonal, and hence we deploy the post-orthogonalization technique which transforms Q_1 into $G_0 Q_1$ and b into $G_0 b$, which are a very low-cost operations. After post-orthogonalization, we can solve the original problem: $Ax = b$.

4. Checksum Generation for R -factor protection. In this section, we show how coded computing for R -factor protection can be extended from the out-of-node checksum storage setting to the in-node checksum setting. For the out-of-node setting, the coding process is straightforward. To protect from node failures for the R factor, we can do row-wise encoding and add horizontal checksums RG_h to checksum nodes as depicted in Fig. 2. Following Lemma 3.2, any linear coding schemes can preserve the checksums of R over the iterations in the PBMGS algorithm: $R_2^{(t)} = R_1^{(t)} G_h$. Furthermore, $R_1^{(t)}$ still maintains the upper-triangular shape. Thus, there is no need for further processing if there is no failure. For optimal redundancy, we can use the checksum generator matrix of any MDS codes (e.g., Reed Solomon codes). We also refer to [12, 26] for more details of out-of-node R protection.

The challenge we address in this paper is to extend the out-of-node checksum storage to the in-node checksum storage setting. In the coded computing literature, a common assumption is out-of-node checksum storage, which means that we add “coded” nodes that contain the encoded inputs. This follows the framework in coding

theory where we have systematic symbols and parity-check symbols. However, in the HPC literature considers the in-node checksum storage setting for practical reasons. Many HPC algorithms are designed to perform optimally when the number of nodes is a power-of-two. If a fault-tolerant strategy requires changing the number of nodes, it can be a less appealing solution to practitioners. While practically appealing, in-node checksum storage imposes challenges on the design of checksums. Specifically, since the failure of a node now corresponds to the loss of not only input data, i.e. systematic symbols, but also checksums, i.e. parity-check symbols, the setting of which differs from traditional coding theory, thereby hindering direct adoption of existing MDS coding schemes. To this end, we dedicate this Section to derive a new coding scheme for R -factor protection under the in-node checksum storage, and further show that it achieves the optimal amount of required redundancies.

In [32], we proved a lower bound on the number of checksum blocks and a scheme that achieves the lower bound for single failure recovery. This improved the existing strategy for in-node checksum storage [12] by $\sim 2x$. In this paper, we generalize this result for any number of failures $f \geq 1$. We first show a lower bound on the number of checksum blocks K and then propose *in-node systematic MDS coding* scheme that achieves the lower bound.

Throughout this Section, we assume that nodes are load-balanced, and we make this assumption explicit for the checksums in the following.

DEFINITION 4.1 (Load-balanced In-node Checksum Distribution). *Let P be the total number of nodes and let K be the number of checksum blocks. Then, we say the checksum distribution is load-balanced if:*

- $\bar{a} \triangleq K - P \lfloor \frac{K}{P} \rfloor$ of the nodes have $\lceil \frac{K}{P} \rceil$ checksum blocks, and
- $\bar{b} \triangleq P - K + P \lfloor \frac{K}{P} \rfloor$ of the nodes have $\lfloor \frac{K}{P} \rfloor$ checksum blocks.

We now show a lower bound on K in the next Theorem, whose proof can be found in Appendix D.1.

THEOREM 4.2. *Let L be the number of data blocks and assume that the total number of nodes P divides L . Under the load-balanced in-node checksum distribution, to recover from any r failed nodes out of P nodes,*

$$(4.1) \quad K \geq \frac{fL}{P} + f \lceil \frac{fL}{(P-f)P} \rceil.$$

In the following, we show that a simple adaptation of MDS coding with K satisfying (4.1) can tolerate any f failures.

CONSTRUCTION 1 (In-Node Systematic MDS Coding). *Let D_1, \dots, D_L be data blocks and C_1, \dots, C_K be checksum blocks, and let P be the number of nodes. We assume that P divides L and we assume the load-balanced setting, i.e., each node has L/P data blocks and the checksum distribution follows the load-balanced in-node checksum distribution. Let \mathcal{I}_p be the set of data block indices in the p -th node and let $\text{Proc}(D_i)$ or $\text{Proc}(C_i)$ denote the processor index the data or checksum block belongs to. Let $\tilde{G} \in \mathbb{R}^{K \times L}$ be a checksum-generating matrix of a $(K+L, L)$ systematic MDS code. Then, In-Node Systematic MDS Coding encodes the i -th checksum block C_i as follows:*

$$(4.2) \quad C_i = \sum_{j \notin \mathcal{I}_{\text{Proc}(C_i)}} \tilde{G}_{i,j} D_j.$$

THEOREM 4.3. *In-node systematic MDS coding given in Construction 1 with K that satisfies (4.1) can tolerate any f failed nodes out of P nodes.*

The proof of Theorem 4.3 is given in Appendix D.2.

REMARK 2. *We note that directly adopting the conventional MDS coding, i.e. encoding $C_i = \sum_{j=1}^L \tilde{G}_{i,j} D_j$ instead of (4.2), also provides tolerance to f failures following the similar argument as the proof of Theorem 4.3. Nevertheless, this would incur additional local computation, though negligible, for failure recovery due to the in-node structure. Particularly, we note that $C_i - \sum_{j \in \mathcal{I}_{\text{Proc}}(C_i)} \tilde{G}_{i,j} D_j = \sum_{j \notin \mathcal{I}_{\text{Proc}}(C_i)} \tilde{G}_{i,j} D_j$. Thus, if $\text{Proc}(C_i)$ is a surviving node, then it must locally compute the quantity $C_i - \sum_{j \in \mathcal{I}_{\text{Proc}}(C_i)} \tilde{G}_{i,j} D_j$, which is the numerical value of the weighted sum of other processors' data blocks, in the process of recovering failed nodes. To this end, our checksum construction (4.2) alleviates such unnecessary step of local computation.*

5. Q-Factor Protection. We have demonstrated in Section 4 that, as the resulting encoded matrix naturally preserves the upper triangular structure of the R factor, any existing MDS checksum-generator matrix and a well-designed MDS checksum-generator matrix would respectively suffice for the design of horizontal checksums AG_h (2.1) of out-of-node and in-node checksum storage. On the other hand, if we apply off-the-shelf MDS encoding schemes for the vertical checksums $G_v A$, it does not preserve the orthogonality of the Q factor [12, Theorem 5.1]. The main challenge in this paper is thus designing a vertical checksum-generator matrix G_v that can exhibit the MDS property and preserve orthogonality at the same time.

In this section, we discuss how coding can be applied to the parallel Gram-Schmidt algorithm to protect the left Q factor (an orthogonal matrix). From (2.1), we have both horizontal and vertical checksums, but in this section we will only consider the vertical checksum for simpler presentation. When we use A , one can regard it as $\begin{bmatrix} A & AG_h \end{bmatrix}$.

In [12, Theorem 5.1], it was concluded: “ Q in Householder QR factorization cannot be protected by performing factorization along with the vertical checksum.” The basis of this claim was that in the output retrieval $A = Q_1 R$ after the QR factorization of the vertically encoded matrix \tilde{A} :

$$(5.1) \quad \tilde{A} = \begin{bmatrix} A \\ GA \end{bmatrix} = \begin{bmatrix} Q_1 \\ Q_2 \end{bmatrix} R,$$

Q_1 is not orthogonal, i.e. $Q_1^T Q_1 \neq I$. Thus, $Q_1 R$ is not the correct QR factorization of A . While the Theorem statement was proven for the Householder algorithm, the reasoning is general and not limited to a specific algorithm.

A major contribution of our work is showing that we can convert Q_1 into an orthogonal matrix with a small amount of overhead (same as the overhead of encoding in scaling sense). In Section 5.1, we prove that if the checksum-generator matrix satisfies certain conditions (given in Theorem 5.1), there exists a low-cost linear transform that orthogonalizes Q_1 . In Section 5.2, we propose a checksum-generator matrix construction for out-of-node checksum storage that satisfies the conditions given in Theorem 5.1 while providing resilience to multiple-node failure. Then, in Section 5.3, we adapt the checksum-generator matrix construction to the setting of in-node checksum storage.

5.1. Low-cost post-orthogonalization. How “non-orthogonal” is Q_1 ? Can we still utilize Q_1 to recover the original QR factorization? We show that with a

low-cost linear transform, Q_1 can be transformed into an orthogonal matrix, if the checksum-generator matrix G satisfies certain conditions.

THEOREM 5.1. *Let G_1, V be submatrices of the vertical checksum-generator matrix G as follows:*

$$(5.2) \quad G = \begin{bmatrix} G_1 & V \end{bmatrix},$$

where G_1 and V have dimensions $c \times c$ and $c \times (n - c)$, respectively. Let G_0 be an $n \times n$ by matrix as follows:

$$(5.3) \quad G_0 = \begin{bmatrix} I_c + G_1 & V \\ V^T & -I_{n-c} \end{bmatrix}.$$

If G satisfies the following condition:

$$(5.4) \quad G_1 = -\frac{1}{2}VV^T,$$

we can prove the following:

Claim 1: G_0Q_1 is orthogonal, i.e. $(G_0Q_1)^T(G_0Q_1) = I$.

Claim 2: G_0 is invertible.

The proof of Theorem 5.1 is given in Appendix D.3. Based on Theorem 5.1, we next show how a checksum generator matrix satisfying (5.4) can be used to retrieve the orthogonality of the original Q -factor. In Section 5.2, we will design a semi-random checksum generator matrix (Construction 2) that jointly satisfies (5.4) and is MDS with high probability (Theorem 5.3). Now, notice that the matrix G_0 is very sparse as the bottom-right submatrix is simply an $(n - c) \times (n - c)$ identity matrix, and c is negligible. Claim 1 in Theorem 5.1 suggests that by multiplying this sparse matrix G_0 , we can convert Q_1 into an orthogonal matrix. We now demonstrate how we can use G_0Q_1 in place of the original Q in solving a full-rank square system of linear equations $A\mathbf{x} = \mathbf{b}$. Let $A' = G_0A$. Then the following factorization is a valid QR factorization of A' :

$$(5.5) \quad A' = (G_0Q_1)R,$$

with the left factor (G_0Q_1) and the right factor R . As G_0 is invertible by Claim 2 in Theorem 5.1,

$$(5.6) \quad A\mathbf{x} = \mathbf{b} \iff (G_0A)\mathbf{x} = G_0\mathbf{b}.$$

The linear system on the right side can be solved using the QR factorization of A' given in (5.5). i.e.,

$$(5.7) \quad (G_0Q_1)R\mathbf{x} = G_0\mathbf{b},$$

$$(5.8) \quad (G_0Q_1)^T(G_0Q_1)R\mathbf{x} = (G_0Q_1)^T(G_0\mathbf{b}),$$

$$(5.9) \quad R\mathbf{x} = (G_0Q_1)^T(G_0\mathbf{b}).$$

Then, we can perform triangular solve to get the final answer \mathbf{x} . Remember that we already have Q_1 and R from the QR factorization of the encoded matrix \tilde{A} . Hence, all we need to perform in the above steps is computing post-orthogonalization, G_0Q_1 and $G_0\mathbf{b}$. We show in Theorem 6.1 that the overhead of post-orthogonalization is negligible.

5.2. Checksum-Generator Matrix for Out-of-Node Checksum Storage.

The low-cost post-orthogonalization scheme exists under the constraint (5.4) on the checksum-generator matrix G . One crucial question is whether we can construct G that has good error correction/detection capability while satisfying (5.4). In this subsection, we present one such construction of G for f node failures recovery. Throughout this section, we assume p_r divides n for simplicity, but results generalize to any p_r and n .

Recall from (2.2) that we can write $G = \tilde{G} \otimes I_{\frac{n}{p_r}}$. Let \tilde{G}_1, \tilde{V} be submatrices of \tilde{G} such that $\tilde{G} = \begin{bmatrix} \tilde{G}_1 & \tilde{V} \end{bmatrix}$, where \tilde{G}_1 and \tilde{V} have dimensions $m_r \times m_r$ and $m_r \times (p_r - m_r)$, respectively. Since $G = \begin{bmatrix} G_1 & V \end{bmatrix}$ where G_1 and V have dimensions $c \times c$ and $c \times (n - c)$, we have: $G_1 = \tilde{G}_1 \otimes I_{n/p_r}$ and $V = \tilde{V} \otimes I_{n/p_r}$. The following Lemma establishes the equivalence of the post-orthogonalization condition being imposed on G versus \tilde{G} .

LEMMA 5.2 (Equivalence of post-orthogonalization condition). *The following relation holds:*

$$(5.10) \quad G_1 = -\frac{1}{2}VV^T \iff \tilde{G}_1 = -\frac{1}{2}\tilde{V}\tilde{V}^T.$$

Proof. We have:

$$\begin{aligned} G_1 = -\frac{1}{2}VV^T &\iff \tilde{G}_1 \otimes I_{n/p_r} = -\frac{1}{2}(\tilde{V} \otimes I_{n/p_r})(\tilde{V}^T \otimes I_{n/p_r}) \\ &\iff \tilde{G}_1 \otimes I_{n/p_r} = (-\frac{1}{2}\tilde{V}\tilde{V}^T) \otimes I_{n/p_r} \\ &\iff \tilde{G}_1 = -\frac{1}{2}\tilde{V}\tilde{V}^T. \quad \square \end{aligned}$$

CONSTRUCTION 2 (Q -factor Checksum-Generator Matrix for Multiple-Node Failure Recovery).

Let $\tilde{G} = \begin{bmatrix} \tilde{G}_1 & \tilde{V} \end{bmatrix} = \{\tilde{g}_{i,j}\}$ be a $f \times p_r$ matrix, where \tilde{V} is a $f \times (p_r - f)$ matrix whose entries are chosen randomly from $\text{Unif}(0, 1)$ and $\tilde{G}_1 = -\frac{1}{2}\tilde{V}\tilde{V}^T$ is an $f \times f$ matrix.

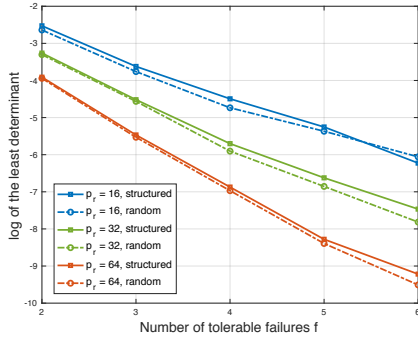
The following $\frac{fn}{p_r} \times n$ checksum-generator matrix G satisfies the restriction (5.4), and, as established in Theorem 5.3, guarantees multiple-node fault tolerance for out-of-node checksum storage with probability 1:

$$(5.11) \quad G = \tilde{G} \otimes I_{n/p_r} = \begin{bmatrix} \tilde{g}_{0,0}I_{\frac{n}{p_r}} & \tilde{g}_{0,1}I_{\frac{n}{p_r}} & \cdots & \tilde{g}_{0,p_r-1}I_{\frac{n}{p_r}} \\ \vdots & \ddots & & \vdots \\ \tilde{g}_{f-1,0}I_{\frac{n}{p_r}} & \tilde{g}_{f-1,1}I_{\frac{n}{p_r}} & \cdots & \tilde{g}_{f-1,p_r-1}I_{\frac{n}{p_r}} \end{bmatrix}.$$

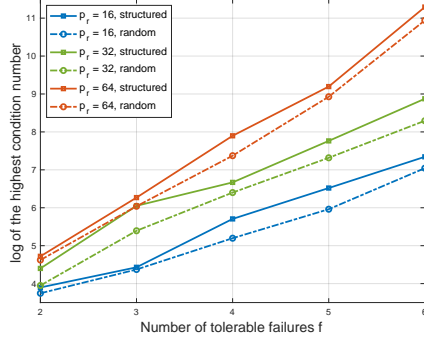
Under the *out-of-node checksum storage*, the vertical checksums $C = GA$ are distributed into $f \times p_r$ checksum nodes, and each $\frac{n}{p_r} \times \frac{n}{p_c}$ block $C_{i,j}$ is owned by the checksum processor $\Pi_C(i, j)$. Furthermore, by (5.11), each checksum $C_{i,j}$ can be computed as:

$$(5.12) \quad C_{i,j} = \sum_{t=0}^{p_r-1} \tilde{g}_{i,t}A_{t,j}.$$

The following Theorem shows that the random checksum generator matrix constructed in Construction 2 satisfies the MDS condition with probability 1.



(a) Log of the least determinant of square submatrices.



(b) Log of the highest condition number of square submatrices.

Fig. 3: Comparison between the structured matrix \tilde{G} and the completely random matrix \tilde{G}' , both of which have size $f \times p_r$, in terms of the least determinant of square submatrices (Figure 3a) and the highest condition number of square submatrices (Figure 3b). We report the results for $f = 2, \dots, 6$ and $p_r = 16, 32, 64$. Each color (blue, green, red) corresponds to each value of p_r ($= 16, 32, 64$) being used for comparing \tilde{G} versus \tilde{G}' . Solid lines are for the structured matrices and dotted lines are for completely random matrices.

THEOREM 5.3. *Every square submatrix of the matrix \tilde{G} constructed following Construction 2 is full rank with probability 1.*

The proof of Theorem 5.3 and an example for the code construction are respectively deferred to Appendix D.4 and C. We further empirically validate Theorem 5.3, by comparing the smallest determinant and highest condition number of all square submatrices of $\tilde{G} = \begin{bmatrix} \tilde{G}_1 & \tilde{V} \end{bmatrix}$ following Construction 2 (i.e. random \tilde{V} and $\tilde{G}_1 = -\frac{1}{2}\tilde{V}\tilde{V}^T$) versus that of the completely random matrix $\tilde{G}' = \begin{bmatrix} \tilde{G}'_1 & \tilde{V} \end{bmatrix}$ where entries of \tilde{G}'_1 are also drawn iid from $\text{Unif}(0, 1)$. We compare the least determinants and highest condition numbers of these 2 matrices for $f = 2, \dots, 6$ and $p_r = 16, 32, 64$ in Figure 3. The results in the plot are the average of 100 trials². The results show that the least determinant of square submatrices of the structured matrix \tilde{G} is comparable to that of the completely random matrix \tilde{G}' , and the highest condition number of square submatrices of the structured matrix \tilde{G} is at most a factor of 3 from that of the completely random matrix \tilde{G}' .

5.3. Checksum-Generator Matrix for In-Node Checksum Storage. We highlight that the above results hold for the general in-node checksum storage setting. Next, we demonstrate the application of our in-node systematic MDS coding to the design of coded QR decomposition. For clarity, we now turn back to differentiating between the vertical checksum generator matrix G_v and the horizontal checksum generator matrix G_h as in (2.1), and recall that the encoded input matrix \tilde{A} can be

²Just for ($f = 6, p_r = 64$), the number of trials was 10 due to the long running time.

written as:

$$\tilde{A} = \begin{bmatrix} A & AG_h \\ G_v A & G_v AG_h \end{bmatrix},$$

in which, by Lemma 3.2, G_v and G_h respectively translate to Q -factor protection and R -factor protection. Adapting Theorem 4.2 to our setting of 2D block distribution, we have $L = p_r$ data blocks and $P = p_r = p_c$, and consequently consider $K = f + f \lceil \frac{f}{P-f} \rceil$ that achieves equality in (4.1). Then the design of horizontal checksum generator matrix G_h can follow immediately Construction 1. On the other hand, such direct adoption for Q -factor protection is not feasible, since as discussed in Section 5.1 the vertical checksum generator matrix G_v must satisfy the post-orthogonalization condition (5.4) to circumvent the degraded orthogonality in the decoding phase. Leveraging our idea of semi-random checksum design in Construction 2 and the fact that the MDS coding is applicable to in-node setting with negligible additional cost (Remark 2), we propose the following vertical checksum generator matrix G_v that with high probability is MDS and thus tolerable to f node failures.

CONSTRUCTION 3 (In-Node Q -factor Checksum-Generator Matrix for Multiple-Node Failure Recovery). *Let $\tilde{G} = [\tilde{G}_1 \quad \tilde{V}] = \{\tilde{g}_{i,j}\}$ be a $K \times p_r$ matrix, where \tilde{V} is a $K \times (p_r - K)$ matrix whose entries are chosen randomly from $\text{Unif}(0, 1)$ and $\tilde{G}_1 = -\frac{1}{2}\tilde{V}\tilde{V}^T$ is an $f \times f$ matrix. The vertical checksum generator matrix is constructed as $G_v = \tilde{G} \otimes I_{n/p_r}$.*

THEOREM 5.4. *Every square submatrix of the matrix \tilde{G} constructed following Construction 3 is full rank with probability 1.*

The proof of Theorem 5.4 can be done similarly to that of Theorem 5.3.

6. Overhead Analysis of the Q -factor Protection Scheme. As discussed in Section 4, while there have been optimal coding designs and overhead analysis for R -factor protection schemes, the literature for Q -factor protection schemes via coding theory remains nascent, as demonstrated in the summary of previous work in Table 1. This motivated our proposal of our novel coding scheme for Q -factor protection in Section 5. Nevertheless, even if a coding scheme can provide a great failure resilience, if it has a prohibitive computational cost, it would not be a practical solution. In this section, we show through a rigorous analysis that the overhead of coding for Q -factor protection is negligible compared to the cost of original computation. We analyze the overhead in terms of time complexity that accounts for both communication and computation. A detailed cost model is given in the following section.

6.1. Cost Model and MPI collective communication operations. We use the α - β - γ model [8, 46] to analyze communication and computation costs:

$$(6.1) \quad T = \alpha C_1 + \beta C_2 + \gamma C_3,$$

where C_1 is the number of communication rounds, C_2 is the number of bytes communicated on the critical path, and C_3 is the number of floating point operations (flops). The α and β terms model the communication latency and bandwidth, respectively, and the γ term is the computation cost.

Both parallel QR decomposition and our coding strategy are implemented via MPI collective operations, which are common communication-computation patterns in

Table 2: MPI operations

MPI_Broadcast(p, w)	MPI_Reduce(p, w)	MPI_Allreduce(p, w)
$T_{broadcast}(p, w) = \frac{(\sqrt{\alpha}(\lceil \log p \rceil - 1) + \sqrt{\beta w})^2}{\sqrt{\beta w}^2}$	$T_{reduce}(p, w) = 2\alpha \log p + 2\beta \frac{p-1}{p} w + \gamma \frac{p-1}{p} w$	$T_{allreduce}(p, w) = 2\alpha \log p + 2\beta \frac{p-1}{p} w + \gamma \frac{p-1}{p} w$

parallel computing. Our overhead analysis depends on the costs of these operations including broadcast, reduce and all-reduce. We denote by $T_{broadcast}(p, w)$, $T_{reduce}(p, w)$ and $T_{allreduce}(p, w)$ respectively the cost of MPI_Broadcast(p, w), MPI_Reduce(p, w), and MPI_Allreduce(p, w) for p processors to transfer an array of w words³. We consider the algorithms given in [47] for broadcasts, and [46] for reduce and all-reduce, which are optimized for communication of long messages. Illustrations and costs of these MPI operations are given in Table 2.

6.2. Overhead Analysis. Two types of overhead are considered: the total overhead of coding T_{coding} and the overhead for recovering multiple-nodes failure T_{recov} . The coding overhead T_{coding} is modeled as:

$$(6.2) \quad T_{coding} = T_{enc} + T_{post} + T_{comp}$$

where T_{enc} , T_{post} and T_{comp} are the overhead for encoding, post-orthogonalization, and increased computation cost for QR factorization of the encoded matrix. We compare T_{coding} with the cost T_{QR} of QR factorization without coding for an $n \times n$ matrix.

The following Theorem, whose proof is given in Appendix D.5, summarizes the overhead analysis:

THEOREM 6.1. *Let T_{QR} be the overall cost of the the MGS algorithm [39] for factorizing an n -by- n matrix on a p_r -by- p_c processor grid. Then, the overhead of the Q -factor protection scheme given in Construction 2 is given as:*

$$T_{coding} = O\left(\frac{f}{p_r} + \frac{f}{p_c}\right) \cdot T_{QR}, \quad T_{recov} = O\left(\frac{f}{p_c}\right) \cdot T_{QR},$$

where f is the number of failures. Especially,

$$(6.3) \quad T_{coding}^\alpha = O\left(\frac{f}{n}\right) \cdot T_{QR}^\alpha.$$

This Theorem shows that as p_r and p_c grow, the overhead of coding becomes negligible compared to T_{QR} , as we assume that f is a small fixed constant. Also, (6.3) shows that the α cost, i.e., the latency cost which is usually orders of magnitude higher than others, scales as $O(\frac{1}{n})$.

³It can be other units, such as bytes, but then the term β is the bandwidth per bytes.

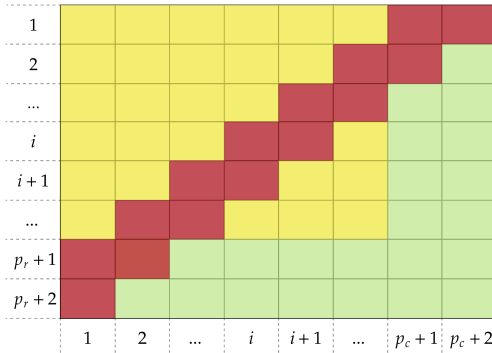


Fig. 4: Reverse-diagonal failure pattern for $f = 2$.

7. Experimental Evaluation. In this section, we empirically demonstrate the negligible overhead of our coded computing framework for fault-tolerant QR decomposition.

7.1. Implementation and Experimental Setting. For practicality, we have a minor deviation from the PBMGS (Algorithm A.1) considered in Section 3.1. Specifically, we replace the ICGS algorithm therein with the MGS algorithm for further practical acceleration with negligible error, on the order of 10^{-9} on average, as measured by $\|A - QR\|_2$. Moreover, we make the following considerations in our implementation and cost measurement of the post-orthogonalization step. First, as solving either $R\mathbf{x} = Q_1^T \mathbf{b}$ or $R\mathbf{x} = (G_0 Q_1)^T (G_0 \mathbf{b})$ (as done in our coded computing framework in Section 5.1) requires one call of the triangular solve operation on the original problem size and does not reflect additional cost due to the coding framework, we neglect this step from the cost measurement of the time T_{QR} for a full QR decomposition. Yet, we still take into account the overhead for computing $(G_0 Q_1)$ and $(G_0 \mathbf{b})$ in the post-orthogonalization overhead T_{post} . Second, for the computation of $(G_0 Q_1)$ and $(G_0 \mathbf{b})$, instead of deploying the optimized procedure in Appendix D.5 that utilizes the sparsity of G_0 , we directly use the parallel matrix-matrix multiplication routine and empirically demonstrate that the total overhead remains negligible.

All the experiments were performed on the CSC Pod cluster. Each batch used six nodes containing dual 20-core Intel 6148s, 160 GB RAM, and an OmniPath interconnect. At the software level, Intel MKL 2022.0.2 was used for BLAS and LAPACKE routines, random number generation, and memory management. Intel MPI 2021.5.1 was used for message passing, and batch jobs were submitted through SLURM.

Run-times are measured per step and do not include MPI initialization, input matrix generation, or floating point error calculations. We report the total overhead T_{coding} of our coding framework and the recovery overhead T_{recov} in the form of the percentage increase with respect to the total running time T_{QR} of parallel QR decomposition on a $n \times n$ matrix. All the results are averaged over 10 trials⁴.

Setups and failure modeling: In all tests, we fix $n = 24000$ and vary the number of processors via $p = p_r = p_c \in \{6, 8, 10, 12\}$ as well as the number of tolerable failures (per row/column) $f \in \{0, 1, 2, 3\}$. Note that $f = 0$ corresponds to a vanilla run of parallel QR decomposition without the coding scheme. For failure modeling, we

⁴The plots also include standard deviation of every point, which may not be visible due to negligible variation.

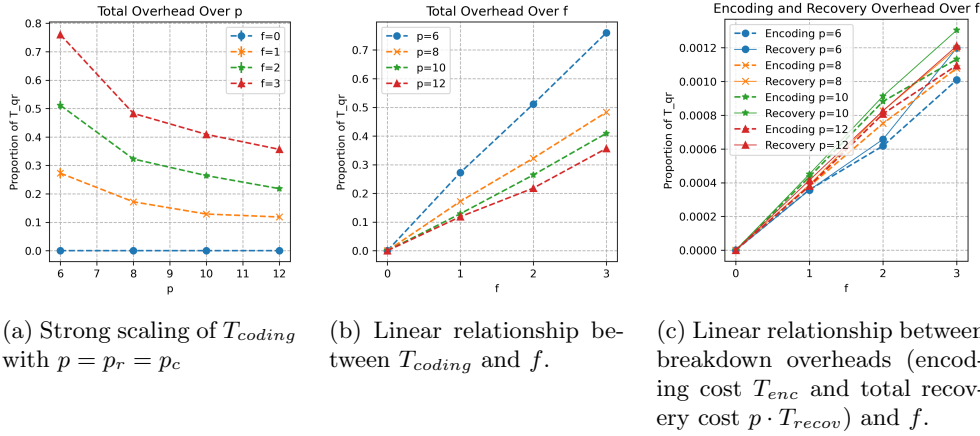


Fig. 5: Overhead Scaling for Coded QR Decomposition.

inject fail-stop errors in every iteration of the PBMGS algorithm. In particular, at the start of every iteration of PBMGS, we simulate the failures of at most f processors on each row and each column of the processor grid in a reverse diagonal pattern as shown in Figure 4. This results in a total of $O(fp)$ processor failures for a given iteration. Consequently, in every iteration, the coded QR decomposition framework recovers all the failed processors via checksums before proceeding with the computation.

7.2. Overhead Analysis. We evaluate the total overhead T_{coding} incurred by our coding scheme with respect to p and f , respectively in Figure 5a and 5b. The results empirically validate that our coding overhead (taken as a proportion of the total QR decomposition cost T_{QR}) scales inversely with p (Figure 5a) and linearly with f (Figure 5b), thereby confirming Theorem 6.1. Moreover, the linear trend in Figure 5b persists across various processor grid sizes p , providing evidence that the complexity of our fault tolerance mechanism scales predictably with the degree of redundancy.

Besides requiring less amount of redundancies for fault-tolerance than checkpointing [6], ABFT is known to support more efficient recovery [12]. We measure the total recovery overhead of $p \cdot T_{recov}$ across all failures throughout the p iterations of the QR decomposition, each of which incurs T_{recov} for recovering in parallel all the failures within such iteration. We report both the total recovery overhead and the encoding overhead T_{enc} in Figure 5c for different degrees of failures f given a fixed number of processors p . The total overhead $p \cdot T_{recov}$ exhibits linear correlation with f and boundedness independent from p , thereby implying the growth rate of $O(\frac{f}{p})$ with respect to T_{QR} as suggested by Theorem 6.1. Moreover, we note that as the total overhead matches the encoding overhead T_{enc} , the actual recovery cost per failure of our coding scheme is minimal.

The empirical findings validate the efficiency of our coding framework in terms of both the negligible overhead required for maintaining fault-tolerance and recovery time, all of which result in increasing uptime for large-scale HPC systems.

8. Conclusion and Discussion. In this paper, we extend our prior work [33] and propose a novel coding strategy for parallel QR decomposition that tolerates

multiple-node failures with negligible overhead under both of the out-of-node and in-node checksum storage settings. For R -factor protection, while the optimal coding schemes for out-of-node checksum storage have been presented in the literature, we improve the in-node checksum storage codes in [12], by first proving a fundamental bound and proposing a strategy that achieves such lower bound and outperforms the existing strategy [12] by $\sim 2x$. We inherit realistic assumptions for the HPC computing environment from [12] and bring innovations from the coding-theoretic perspective. For Q -factor protection, which has only relied on checkpointing-type techniques as the straightforward application of coding can break the orthogonality of the Q -factor, we propose a coding strategy with low-cost post-orthogonalization that can recover an orthogonal matrix at the end. Extensive experiments across different scales of problem sizes, number of processors, and failures validate our theories and demonstrate the negligible overhead of our coding scheme. We believe that this work would open up exciting future directions at the interplay between practical HPC algorithms and coded computing.

Since our scope in this work is limited to full-rank square matrix A , coded QR decomposition for singular matrix or a rectangular matrix A remains as an open question. Also, designing coding strategies for other commonly used algorithms for parallel QR decomposition, such as Householder Transformation [3, 38] and Givens Rotation [17], would be an interesting direction for future work.

Acknowledgements. Use was made of computational facilities purchased with funds from the National Science Foundation (CNS-1725797) and administered by the Center for Scientific Computing (CSC). The CSC is supported by the California NanoSystems Institute and the Materials Research Science and Engineering Center (MRSEC; NSF DMR 2308708) at UC Santa Barbara.

REFERENCES

- [1] M. ALIASGARI, J. KLIEWER, AND O. SIMEONE, *Coded computation against processing delays for virtualized cloud-based channel decoding*, IEEE Transactions on Communications, 67 (2019), pp. 28–38.
- [2] C. ASHCRAFT AND R. G. GRIMES, *Spooles: An object-oriented sparse matrix library*, in PPSC, 1999.
- [3] G. BALLARD, J. DEMMEL, L. GRIGORI, M. JACQUELIN, H. D. NGUYEN, AND E. SOLOMONIK, *Reconstructing householder vectors from tall-skinny qr*, in 2014 IEEE 28th International Parallel and Distributed Processing Symposium, May 2014, <https://doi.org/10.1109/IPDPS.2014.120>.
- [4] A. BENOIT, A. CAVELAN, Y. ROBERT, AND H. SUN, *Assessing general-purpose algorithms to cope with fail-stop and silent errors*, ACM Transactions on Parallel Computing, 3 (2016), pp. 1–36, <https://doi.org/10.1145/2897189>.
- [5] G. BOSILCA, R. DELMAS, J. DONGARRA, AND J. LANGOU, *Algorithmic Based Fault Tolerance Applied to High Performance Computing*, (2008), <https://arxiv.org/abs/0806.3121>.
- [6] G. BOSILCA, R. DELMAS, J. DONGARRA, AND J. LANGOU, *Algorithm-based fault tolerance applied to high performance computing*, Journal of Parallel and Distributed Computing, 69 (2009), pp. 410–416, <https://doi.org/https://doi.org/10.1016/j.jpdc.2008.12.002>, <https://www.sciencedirect.com/science/article/pii/S0743731508002141>.
- [7] V. CADAMBE AND P. GROVER, *Codes for distributed computing: A tutorial*, IEEE Information Theory Society Newsletter, 67 (2017), pp. 3–15.
- [8] E. CHAN, M. HEIMLICH, A. PURKAYASTHA, AND R. VAN DE GEIJN, *Collective communication: Theory, practice, and experience: Research articles*, Concurr. Comput. : Pract. Exper., 19 (2007), <https://doi.org/10.1002/cpe.v19:13>.
- [9] Z. CHEN AND J. DONGARRA, *Algorithm-based checkpoint-free fault tolerance for parallel matrix computations on volatile resources*, Proceedings 20th IEEE International Parallel & Distributed Processing Symposium, (2006).
- [10] T. DAVIES, C. KARLSSON, H. LIU, C. DING, AND Z. CHEN, *High performance linpack benchmark:*

- A fault tolerant implementation without checkpointing*, in Proceedings of the International Conference on Supercomputing, ICS '11, New York, NY, USA, 2011, ACM, <https://doi.org/10.1145/1995896.1995923>.
- [11] J. J. DONGARRA, P. LUSZCZEK, AND A. PETITET, *The linpack benchmark: Past, present, and future*, 2002.
- [12] P. DU, A. BOUTEILLER, G. BOSILCA, T. HERAULT, AND J. DONGARRA, *Algorithm-based fault tolerance for dense matrix factorizations*, in Proceedings of the 17th ACM SIGPLAN Symposium on Principles and Practice of Parallel Programming, PPOPP '12, New York, NY, USA, 2012, Association for Computing Machinery, p. 225–234, <https://doi.org/10.1145/2145816.2145845>, <https://doi.org/10.1145/2145816.2145845>.
- [13] P. DU, P. LUSZCZEK, S. TOMOV, AND J. DONGARRA, *Soft error resilient qr factorization for hybrid system with gpgpu*, in Proceedings of the Second Workshop on Scalable Algorithms for Large-scale Systems, Scala '11, New York, NY, USA, 2011, ACM, <https://doi.org/10.1145/2133173.2133179>.
- [14] S. DUTTA, V. CADAMBE, AND P. GROVER, *Short-dot: Computing large linear transforms distributedly using coded short dot products*, in Advances In Neural Information Processing Systems, 2016.
- [15] S. DUTTA, M. FAHIM, F. HADDADPOUR, H. JEONG, V. CADAMBE, AND P. GROVER, *On the optimal recovery threshold of coded matrix multiplication*, IEEE Transactions on Information Theory, (2019).
- [16] S. DUTTA, M. FAHIM, F. HADDADPOUR, H. JEONG, V. CADAMBE, AND P. GROVER, *On the optimal recovery threshold of coded matrix multiplication*, IEEE Transactions on Information Theory, 66 (2020), pp. 278–301.
- [17] O. EGECIOGLU, *Givens and householder reductions for linear least squares on a cluster of workstations*, tech. report, Santa Barbara, CA, USA, 1995.
- [18] E. ELNOZAHY, R. BIANCHINI, T. EL-GHAZAWI, A. FOX, F. GODFREY, A. HOISIE, K. MCKINLEY, R. MELHEM, J. PLANK, AND P. RANGANATHAN, *System resilience at extreme scale. Defense Advanced Research Project Agency (DARPA)*, (2008).
- [19] N. FERDINAND AND S. C. DRAPER, *Hierarchical coded computation*, in IEEE International Symposium on Information Theory (ISIT), 2018, pp. 1620–1624.
- [20] N. S. FERDINAND AND S. C. DRAPER, *Anytime coding for distributed computation*, in Communication, Control, and Computing (Allerton), 2016, pp. 954–960.
- [21] P. FITZPATRICK AND C. C. MURPHY, *Fault tolerant matrix triangularization and solution of linear systems of equations*, in [1992] Proceedings of the International Conference on Application Specific Array Processors, Aug 1992, <https://doi.org/10.1109/ASAP.1992.218551>.
- [22] G. H. GOLUB AND C. F. VAN LOAN, *Matrix Computations*, JHU Press, fourth ed., 2013, <http://www.cs.cornell.edu/cv/GVL4/golubandvanloan.htm>.
- [23] T. HERAULT AND Y. ROBERT, *Fault-Tolerance Techniques for High-Performance Computing*, 01 2015, <https://doi.org/10.1007/978-3-319-20943-2>.
- [24] H. JEONG, T. LOW, AND P. GROVER, *Masterless coded computing: A fully-distributed coded fft algorithm*, Communication, Control, and Computing (Allerton), (2018).
- [25] D. D. JOSHI, *A note on upper bounds for minimum distance codes*, (1958).
- [26] Y. KIM, J. PLANK, AND J. DONGARRA, *Fault tolerant matrix operations using checksum and reverse computation*, in Proceedings of 6th Symposium on the Frontiers of Massively Parallel Computation (Frontiers '96), 1996, pp. 70–77, <https://doi.org/10.1109/FMPC.1996.558063>.
- [27] K. LEE, M. LAM, R. PEDARSANI, D. PAPAILOPOULOS, AND K. RAMCHANDRAN, *Speeding up distributed machine learning using codes*, IEEE Transactions on Information Theory, (2017).
- [28] F. T. LUK AND H. PARK, *An analysis of algorithm-based fault tolerance techniques*, Journal of Parallel and Distributed Computing, 5 (1988), [https://doi.org/10.1016/0743-7315\(88\)90027-5](https://doi.org/10.1016/0743-7315(88)90027-5).
- [29] F. J. MACWILLIAMS AND N. J. A. SLOANE, *The theory of error-correcting codes*, Elsevier, 1977.
- [30] A. MALLICK, M. CHAUDHARI, AND G. JOSHI, *Rateless codes for near-perfect load balancing in distributed matrix-vector multiplication*, arXiv preprint arXiv:1804.10331, (2018).
- [31] O. MASLENNIKOW, J. KANIEWSKI, AND R. WYRZYKOWSKI, *Fault tolerant qr-decomposition algorithm and its parallel implementation*, in Euro-Par'98 Parallel Processing, D. Pritchard and J. Reeve, eds., Berlin, Heidelberg, 1998, Springer Berlin Heidelberg.
- [32] Q. M. NGUYEN, H. JEONG, AND P. GROVER, *Coded QR decomposition*, in 2020 IEEE International Symposium on Information Theory (ISIT), 2020, pp. 191–196, <https://doi.org/10.1109/ISIT44484.2020.9173985>.
- [33] Q. M. NGUYEN, H. JEONG, AND P. GROVER, *Coded QR Decomposition*, in IEEE International Symposium on Information Theory (ISIT), 2020.

- [34] S. OLIVEIRA, L. BORGES, M. HOLZRICHTER, AND T. SOMA, *Analysis of different partitioning schemes for parallel gram-schmidt algorithms*, *Parallel Algorithms Appl.*, 14 (2000), <https://doi.org/10.1080/10637199808947392>.
- [35] H. PARK, *On multiple error detection in matrix triangularizations using checksum methods*, *Journal of Parallel and Distributed Computing*, 14 (1992), [https://doi.org/https://doi.org/10.1016/0743-7315\(92\)90100-2](https://doi.org/https://doi.org/10.1016/0743-7315(92)90100-2).
- [36] N. RAVIV, R. TANDON, A. DIMAKIS, AND I. TAMO, *Gradient coding from cyclic mds codes and expander graphs*, in *International Conference on Machine Learning (ICML)*, 2018, pp. 4302–4310.
- [37] A. REISIZADEH, S. PRAKASH, R. PEDARSANI, AND S. AVESTIMEHR, *Coded computation over heterogeneous clusters*, in *Information Theory (ISIT)*, 2017 IEEE International Symposium on, IEEE, 2017.
- [38] F. ROTELLA AND I. ZAMBETTAKIS, *Block householder transformation for parallel qr factorization*, *Applied Mathematics Letters*, 12 (1999), pp. 29 – 34, [https://doi.org/https://doi.org/10.1016/S0893-9659\(99\)00028-2](https://doi.org/https://doi.org/10.1016/S0893-9659(99)00028-2), <http://www.sciencedirect.com/science/article/pii/S0893965999000282>.
- [39] G. RÜNGER AND M. SCHWIND, *Comparison of different parallel modified gram-schmidt algorithms*, vol. 3648, 08 2005, https://doi.org/10.1007/11549468_90.
- [40] G. RÜNGER AND M. SCHWIND, *Comparison of different parallel modified gram-schmidt algorithms*, vol. 3648, 08 2005, https://doi.org/10.1007/11549468_90.
- [41] A. SEVERINSON, A. G. I AMAT, AND E. ROSNES, *Block-Diagonal and LT Codes for Distributed Computing With Straggling Servers*, *IEEE Transactions on Communications*, 67 (2019), pp. 1739–1753.
- [42] T. STERLING, M. ANDERSON, AND M. BRODOWICZ, *High Performance Computing: Modern Systems and Practices*, Morgan Kaufmann Publishers Inc., San Francisco, CA, USA, 1st ed., 2017.
- [43] K. SWIRYDOWICZ, J. LANGOU, S. ANANTHAN, U. YANG, AND S. THOMAS, *Low synchronization gmres algorithms*, 2018, <https://arxiv.org/abs/1809.05805>.
- [44] R. TANDON, Q. LEI, A. G. DIMAKIS, AND N. KARAMPATZIAKIS, *Gradient coding*, arXiv preprint arXiv:1612.03301, (2016).
- [45] R. TANDON, Q. LEI, A. G. DIMAKIS, AND N. KARAMPATZIAKIS, *Gradient Coding: Avoiding Stragglers in Distributed Learning*, in *International Conference on Machine Learning (ICML)*, 2017, pp. 3368–3376.
- [46] R. THAKUR, R. RABENSEIFNER, AND W. GROPP, *Optimization of collective communication operations in mpich*, *Int. J. High Perform. Comput. Appl.*, 19 (2005), <https://doi.org/10.1177/1094342005051521>.
- [47] J. L. TRÁFF AND A. RIPKE, *Optimal broadcast for fully connected processor-node networks*, *J. Parallel Distrib. Comput.*, 68 (2008), p. 887–901, <https://doi.org/10.1016/j.jpdc.2007.12.001>, <https://doi.org/10.1016/j.jpdc.2007.12.001>.
- [48] L. N. TREFETHEN AND D. BAU III, *Numerical linear algebra*, vol. 50, Siam, 1997.
- [49] S. WANG, J. LIU, AND N. SHROFF, *Coded sparse matrix multiplication*, in *International Conference on Machine Learning (ICML)*, 2018, pp. 5139–5147.
- [50] P. WU AND Z. CHEN, *Ft-scalapack: correcting soft errors on-line for scalapack cholesky, qr, and lu factorization routines*, in *HPDC*, 2014.
- [51] E. YAO, J. ZHANG, M. CHEN, G. TAN, AND N. SUN, *Detection of soft errors in LU decomposition with partial pivoting using algorithm-based fault tolerance*, *The International Journal of High Performance Computing Applications*, 29 (2015), <https://doi.org/10.1177/1094342015578487>.
- [52] Q. YU, M. A. MADDAH-ALI, AND A. S. AVESTIMEHR, *Coded fourier transform*, in *2017 55th Annual Allerton Conference on Communication, Control, and Computing (Allerton)*, IEEE, 2017, pp. 494–501.
- [53] Q. YU, M. A. MADDAH-ALI, AND A. S. AVESTIMEHR, *Polynomial Codes: an Optimal Design for High-Dimensional Coded Matrix Multiplication*, in *Advances In Neural Information Processing Systems (NIPS)*, 2017.

APPENDIX.

Appendix A. The PBMGS Algorithm and Its Overhead.

Algorithm A.1 PBMGS(A, n, n, p_r, p_c)

Input: $n \times n$ matrix A distributed 2D-block cyclically over $P = p_r \times p_c$ processors.**Output:** Q, R **Result:** $A = QR$, where $Q^T Q = I$

```

1 Q=A
2 for  $i = 1$  to  $n$  Step b do
3    $\bar{Q} = Q[:, i : i + b - 1]$ 
4   ICGS( $\bar{Q}, R[i : i + b - 1, i : i + b - 1]$ )
5    $Q[:, i : i + b - 1] = \bar{Q}$ 
6   if  $i < n - b$  then
7     All-reduce:  $\bar{R} = \bar{Q}^T \cdot Q[:, i + b : n]$ 
8      $R[i : i + b - 1, i : i + b - 1] = \bar{R}$ 
9      $Q[:, i + b : n] = \bar{Q} \cdot \bar{R}$ 
10  end
11 end
```

We consider the parallel blocked MGS algorithm (PBMGS) in [39], which is specifically designed for 2D-block cyclic distribution. However, our analysis can be adapted to other algorithms in [17, 43]. At high level, PBMGS (Algorithm A.1) iterates through $p_c = \frac{n}{b}$ block-columns. At the i^{th} iterations it performs the iterated classical Gram-Schmidt algorithm (ICGS) on the whole block-column, and updates the remaining part (on the right side of the block-column) of the matrix.

The ICGS algorithm is essentially the classical Gram-Schmidt (CGS), except that in each iteration ICGS further reorthogonalizes for one more time, depending on an easy-to-compute criterion [40]. The cost of ICGS algorithm is thus lower bounded by the cost of CGS algorithm (Algorithm A.2). To formally analyze the overhead of the PBMGS routine, we denote respectively by:

- $T_{CGS}(A, n, b, p_r)$ the cost of performing CGS algorithm on the $n \times b$ matrix A distributed 1D-block cyclically over p_r processors,
- and $T_{PMGS}(A, n, n, p_r, p_c)$ the cost of performing PMGSGS algorithm on the $n \times n$ matrix A distributed 2D-block cyclically over $P = p_r \times p_c$ processors.

In the i^{th} iteration of algorithm $CGS(A, n, b, p_r)$, the computation of the $(b - i + 1) \times 1$ vector \mathbf{v} requires the local matrix-vector multiplication on each of the p_r processors incurring $\gamma 2 \frac{n}{p_r} \cdot (b - i + 1)$, and one MPI_Reduce call with overhead $T_{reduce}(p_r, b - i + 1)$. Summing up over b iterations, the cost of the CGS algorithm can be lower bounded by:

$$\begin{aligned}
T_{CGS}(A, n, b, p_r) &\geq \sum_{i=1}^b [T_{reduce}(p_r, b - i + 1) + \gamma 2 \frac{n}{p_r} (b - i + 1)] \\
&= \sum_{i=1}^b [2\alpha \log p_r + \beta \frac{p_r - 1}{p_r} (b - i + 1) \\
&\quad + \gamma \frac{p_r - 1}{p_r} (b - i + 1)] + \gamma \frac{nb(b+1)}{p_r}.
\end{aligned}$$

Hence,

$$(A.1) \quad T_{CGS}(A, n, b, p_r) \geq 2\alpha b \log p_r + \gamma \frac{nb(b+1)}{p_r}.$$

In the i^{th} iteration of algorithm $PBMGS(A, n, n, p_r, p_c)$, the computation of the $b \times (n - i - b + 1)$ matrix \bar{R} requires the following main steps (we do not list all steps) and communication patterns:

1. ICGS algorithm to update \bar{Q} , incurring $\geq T_{CGS}(A, n, b, p_r)$ overhead.
2. Horizontal broadcast of \bar{Q} via MPI_Broadcast (in preparation for next step), incurring $T_{broadcast}(p_c, \frac{n}{p_r}b)$ overhead.
3. Local matrix-matrix multiplication: each of the p_r processors prepares its local inner-products through a matrix-matrix multiplication of the local parts of \bar{Q} (transposed) with its local parts of Q . This incurs $\gamma 2b \frac{n}{p_r} \cdot \frac{n-i-b+1}{p_c} = \gamma 2 \frac{n}{P} b(n-i-b+1)$ overhead.
4. MPI_Reduce call with overhead $T_{reduce}(p_r, b(n-i-b+1))$ over p_r vertical processors on each block-column. (Note: The local matrix-matrix multiplication in step 3 results in a $b \times (n - i - b + 1)$ submatrix.)

Summing up over all $\frac{n}{b}$ iterations (with step b), the cost of the PBMGS algorithm can be lower bounded by:

$$\begin{aligned} & T_{PBMGS}(A, n, n, p_r, p_c) \\ & \geq \frac{n}{b} T_{CGS}(A, n, b, p_r) + \frac{n}{b} T_{broadcast}(p_c, \frac{n}{p_r}b) \\ & \quad + \sum_{\substack{j=0 \\ i=1+bj}}^{\frac{n}{b}-1} [T_{reduce}(p_r, b(n-i-b+1)) + \gamma 2 \frac{n}{P} b(n-i-b+1)] \\ & \geq \frac{n}{b} [2\alpha b \log p_r + \gamma \frac{nb(b+1)}{p_r}] + \frac{n}{b} (\alpha \log p_c + \beta \frac{p_c-1}{p_c} \frac{n}{p_r} b) \\ & \quad + \sum_{\substack{j=0 \\ i=1+bj}}^{\frac{n}{b}-1} [\gamma 2 \frac{n}{P} b(n-i-b+1)] \text{ (by (A.1))} \\ & \geq [2\alpha n \log p_r + \gamma \frac{n^2(b+1)}{p_r}] + [\beta \frac{(p_c-1)n^2}{P}] \\ & \quad + \gamma (\frac{n^3}{P} - \frac{n^2b}{P}) \\ & = 2\alpha n \log p_r + \beta \frac{(p_c-1)n^2}{P} + \gamma (\frac{n^3}{P} + \frac{n^2(b+1)p_c}{P} - \frac{n^2b}{P}) \\ & \geq 2\alpha n \log p_r + \beta \frac{1}{2} \frac{p_c n(n+1)}{P} + \gamma \frac{n^2(n+1)}{P}. \end{aligned}$$

Therefore,

$$(A.2) \quad T_{QR} \geq 2\alpha n \log p_r + \beta \frac{1}{2} \frac{p_c n(n+1)}{P} + \gamma \frac{n^2(n+1)}{P}.$$

OBSERVATION 1. For the MGS algorithm [39], the overhead T_{comp} for running QR decomposition on the larger $(m+c) \times n$ encoded matrix \tilde{A} instead of $m \times n$ matrix

Algorithm A.2 CGS(A, n, b, p_r)**Input:** $n \times b$ matrix A distributed 1D-block cyclically over p_r processors.**Output:** Q, R **Result:** $A = QR$, where $Q^T Q = I$

```

1 Q=A
2 for  $i = 1$  to  $b$  do
3    $\mathbf{q} = Q[:, i]$ 
4   All-reduce: vector  $\mathbf{v} = Q[:, i : b]^T \cdot Q[:, i]$ 
5    $\mathbf{q} = \mathbf{q} / \sqrt{\mathbf{v}[1]}$ 
6    $Q[:, i] = \mathbf{q}$ 
7    $R[i :, i : b] = \mathbf{v}^T$ 
8   if  $i < b$  then
9     |  $Q[:, i + 1 : b] = \mathbf{q} \cdot \mathbf{v}[i + 1 : b]^T$ 
10  end
11 end
```

 A is bounded by:

$$(A.3) \quad T_{comp} \leq \frac{c}{m} \cdot T_{QR}$$

Note: We hereby derive the generalized result for $m \times n$ matrix A , and later set $m = n$ in our overhead analysis.

Proof of Observation 1. As any algorithm in [17, 39, 43] iterates from left to right over the width of the matrix, there are $O(n)$ such iterations. In each iteration, all the mentioned algorithms use some form of MPI call (in Appendix 6.1) excluding, MPI_Alltoall. In particular, MPI_Broadcast is required to communicate the data blocks, or MPI_Reduce/MPI_Allreduce is used to compute inner-products or matrix-products. As each processor owns $\frac{mn}{P}$ data, the data transferred in any such MPI call does not exceed $O(\frac{mn}{P})$. Any such MPI call (excluding MPI_Alltoall) by Appendix 6.1 would incur $O(\alpha \log P) + O(\beta \frac{mn}{P})$ communication. In terms of computation, all these efficient algorithms do not exceed $\gamma O(\frac{mn}{P})$ overhead. Therefore, summing up over $O(n)$ iterations, we can get the asymptotical cost for T_{QR} as:

$$(A.4) \quad T_{QR} = O(\alpha n \log P + \beta \frac{mn^2}{P} + \gamma \frac{mn^2}{P})$$

As m increases at most linearly with the asymptotical cost of T_{QR} , the overhead T_{comp} for running QR decomposition on some $(m + c) \times n$ matrix against some $m \times n$ matrix can be bounded by:

$$T_{comp} \leq \frac{c}{m} T_{QR}$$

Remark A.1. In (A.4), we also note that $T_{comp}^\alpha = O(1)$, as the increase of m does not affect the α term.

Appendix B. Checksum-preservation.

We now proceed to prove the checksum-preservation, equations (3.1) and (3.2) in Lemma 3.2, for sequential MGS (Appendix B.1) and parallel MGS (Appendix B.2) respectively. Then the proof of Corollary 3.3 is given in Appendix B.3.

B.1. Checksum-preservation for sequential MGS. We first consider the columns of the encoded matrix \tilde{A} :

$$\tilde{A} = [\tilde{\mathbf{a}}_1 \quad \tilde{\mathbf{a}}_2 \quad \cdots \quad \tilde{\mathbf{a}}_{n+d}], \text{ where } \tilde{\mathbf{a}}_i = \begin{bmatrix} \mathbf{a}_i \\ G_v \mathbf{a}_i \end{bmatrix},$$

and the columns of the final Q -factor $Q^{(t)}$ at the t^{th} iteration for $t = 1 \rightarrow T$:

$$\begin{aligned} Q^{(t)} &= \begin{bmatrix} \mathbf{q}_1^{(t)} & \mathbf{q}_2^{(t)} & \cdots & \mathbf{q}_{n+d}^{(t)} \end{bmatrix}, \\ Q_1^{(t)} &= \begin{bmatrix} \mathbf{q}_{11}^{(t)} & \mathbf{q}_{12}^{(t)} & \cdots & \mathbf{q}_{1(n+d)}^{(t)} \end{bmatrix}, \\ Q_2^{(t)} &= \begin{bmatrix} \mathbf{q}_{21}^{(t)} & \mathbf{q}_{22}^{(t)} & \cdots & \mathbf{q}_{2(n+d)}^{(t)} \end{bmatrix}, \\ \text{where } \mathbf{q}_i^{(t)} &= \begin{bmatrix} \mathbf{q}_{1i}^{(t)} \\ \mathbf{q}_{2i}^{(t)} \end{bmatrix}. \end{aligned}$$

For completeness, we now present the sequential MGS algorithm on \tilde{A} in Algorithm B.1.

Algorithm B.1 Sequential MGS

Input: $\tilde{A} = [\tilde{\mathbf{a}}_1 \quad \tilde{\mathbf{a}}_2 \quad \cdots \quad \tilde{\mathbf{a}}_{n+d}]$ is $(n+c) \times (n+d)$ matrix

Output: $Q = [\mathbf{q}_1 \quad \mathbf{q}_2 \quad \cdots \quad \mathbf{q}_{n+d}]$ is $(n+c) \times (n+d)$ matrix, and $R = (r_{ij})$ is $(n+d) \times (n+d)$ matrix

Result: $\tilde{A} = QR$, where $Q^T Q = I$

```

1 for  $i = 1$  to  $n$  do
2   |  $\mathbf{u}_i = \tilde{\mathbf{a}}_i$ 
3 end
4 for  $i = 1$  to  $n + d$  do
5   |  $r_{ii} = \|\mathbf{u}_i\|_2$ 
6   |  $\mathbf{q}_i = \mathbf{u}_i / r_{ii}$ 
7   for  $j = i + 1$  to  $n + d$  do
8     |  $r_{ij} = \mathbf{q}_i^T \mathbf{u}_j$ 
9     |  $\mathbf{u}_j = \mathbf{u}_j - r_{ij} \mathbf{q}_i$ 
10  | end
11 end
```

In the Algorithm B.1, we use the temporary $(n+c) \times (n+d)$ matrix $U = [\mathbf{u}_1 \quad \mathbf{u}_2 \quad \cdots \quad \mathbf{u}_{n+d}]$. For analysis, we consider its value $U^{(t)}$ at the end of each iteration $t = 1 \rightarrow T$. U is initialized to $U^{(0)} = \tilde{A}$ by the loop from line 1 to line 3.

We further consider the breakdowns of the intermediate matrices as follows:

$$\begin{aligned}
U^{(t)} &= \begin{bmatrix} U_1^{(t)} \\ U_2^{(t)} \end{bmatrix} = [\mathbf{u}_1 \quad \mathbf{u}_2 \quad \cdots \quad \mathbf{u}_{n+d}], \text{ where } U_1^{(t)} : n \times (n+d), U_2^{(t)} : c \times (n+d), \\
U_1^{(t)} &= \begin{bmatrix} \mathbf{u}_{11}^{(t)} & \mathbf{u}_{12}^{(t)} & \cdots & \mathbf{u}_{1(n+d)}^{(t)} \end{bmatrix}, \\
U_2^{(t)} &= \begin{bmatrix} \mathbf{u}_{21}^{(t)} & \mathbf{u}_{22}^{(t)} & \cdots & \mathbf{u}_{2(n+d)}^{(t)} \end{bmatrix}, \text{ where } \mathbf{u}_i^{(t)} = \begin{bmatrix} \mathbf{u}_{1i}^{(t)} \\ \mathbf{u}_{2i}^{(t)} \end{bmatrix}, \\
R^{(t)} &= \begin{bmatrix} R_1^{(t)} & R_2^{(t)} \end{bmatrix} = (r_{ij}^{(t)}) = \begin{bmatrix} \mathbf{r}_1^{(t)} \\ \vdots \\ \mathbf{r}_{n+c}^{(t)} \end{bmatrix}, \\
R_1^{(t)} &= \begin{bmatrix} \bar{\mathbf{r}}_{11}^{(t)} \\ \vdots \\ \bar{\mathbf{r}}_{(n+c)1}^{(t)} \end{bmatrix}, R_2^{(t)} = \begin{bmatrix} \bar{\mathbf{r}}_{12}^{(t)} \\ \vdots \\ \bar{\mathbf{r}}_{(n+c)2}^{(t)} \end{bmatrix}, \text{ where } \mathbf{r}_i^{(t)} = \begin{bmatrix} \mathbf{r}_{i1}^{(t)} & \mathbf{r}_{i2}^{(t)} \end{bmatrix}.
\end{aligned}$$

For the sequential MGS (Algorithm B.1), there are $T = n + d$ iterations in the main loop from line 4 to line 11. We proceed to prove by induction that for $t = 0 \rightarrow T$, we have $U_2^{(t)} = G_v U_1^{(t)}$, $Q_2^{(t)} = G_v Q_1^{(t)}$ and $R_2^{(t)} = R_1^{(t)} G_h$.

Base case: For $t = 0$:

As Q and U are initialized to $Q^{(0)} = U^{(0)} = \tilde{A} = \begin{bmatrix} A & AG_h \\ G_v A & G_v AG_h \end{bmatrix}$, we have $Q_2^{(0)} = G_v Q_1^{(0)}$ and $U_2^{(0)} = G_v U_1^{(0)}$. As R is initialized to $R^{(0)} = 0$, we have $R_2^{(0)} = R_1^{(0)} G_h = 0$.

Inductive step: For the inductive step from $t - 1$ to t ($t \geq 1$):

Only the column $\mathbf{q}_t^{(t)}$ of $Q^{(t)}$ is updated on line 6:

$$\begin{aligned}
\mathbf{q}_t^{(t)} &= \mathbf{u}_t^{(t-1)} / r_{tt} = \frac{1}{r_{tt}} \begin{bmatrix} \mathbf{u}_{1t}^{(t-1)} \\ \mathbf{u}_{2t}^{(t-1)} \end{bmatrix} \\
&= \frac{1}{r_{tt}} \begin{bmatrix} \mathbf{u}_{1t}^{(t-1)} \\ G_v \mathbf{u}_{1t}^{(t-1)} \end{bmatrix} \quad (\text{as } U_2^{(t-1)} = G_v U_1^{(t-1)}) \\
&= \begin{bmatrix} \mathbf{u}_{1t}^{(t-1)} / r_{tt} \\ G_v (\mathbf{u}_{1t}^{(t-1)} / r_{tt}) \end{bmatrix} = \begin{bmatrix} \mathbf{q}_{1t}^{(t)} \\ \mathbf{q}_{2t}^{(t)} \end{bmatrix}
\end{aligned}$$

We thus obtain: $\mathbf{q}_{2t}^{(t)} = G_v \mathbf{q}_{1t}^{(t)}$. Other columns of Q remain the same: $\mathbf{q}_j^{(t)} = \mathbf{q}_j^{(t-1)}$, so $\mathbf{q}_{2j}^{(t)} = G_v \mathbf{q}_{1j}^{(t)}$ for all other $j \neq t$. We conclude that $Q_2^{(t)} = G_v Q_1^{(t)}$. For the matrix U , there are $n - t$ columns \mathbf{u}_j updated ($j = t + 1 \rightarrow n$) from line 7

to line 9:

$$\begin{aligned}
\mathbf{u}_j^{(t)} &= \mathbf{u}_j^{(t-1)} - r_{tj} \mathbf{q}_j^{(t)} = \begin{bmatrix} \mathbf{u}_{1j}^{(t-1)} \\ \mathbf{u}_{2j}^{(t-1)} \end{bmatrix} - r_{tj} \begin{bmatrix} \mathbf{q}_{1j}^{(t)} \\ \mathbf{q}_{2j}^{(t)} \end{bmatrix} \\
&= \begin{bmatrix} \mathbf{u}_{1j}^{(t-1)} \\ G_v \mathbf{u}_{1j}^{(t-1)} \end{bmatrix} - r_{tj} \begin{bmatrix} \mathbf{q}_{1j}^{(t)} \\ G_v \mathbf{q}_{1j}^{(t)} \end{bmatrix} \\
&\quad (\text{as } U_2^{(t-1)} = G_v U_1^{(t-1)} \text{ and } Q_2^{(t)} = G_v Q_1^{(t)}) \\
&= \begin{bmatrix} \mathbf{u}_{1j}^{(t-1)} - r_{tj} \mathbf{q}_{1j}^{(t)} \\ G_v (\mathbf{u}_{1j}^{(t-1)} - r_{tj} \mathbf{q}_{1j}^{(t)}) \end{bmatrix} = \begin{bmatrix} \mathbf{u}_{1j}^{(t)} \\ \mathbf{u}_{2j}^{(t)} \end{bmatrix}
\end{aligned}$$

We thus obtain: $\mathbf{u}_{2t}^{(t)} = G_v \mathbf{u}_{1t}^{(t)}$. Other columns of U remain the same: $\mathbf{u}_j^{(t)} = \mathbf{u}_j^{(t-1)}$, so $\mathbf{u}_{2j}^{(t)} = G_v \mathbf{u}_{1j}^{(t)}$ for all other $j \leq t$. We conclude that $U_2^{(t)} = G_v U_1^{(t)}$.

Now, it is left to show that $R_2^{(t)} = R_1^{(t)} G_h$. We note that only the row $\mathbf{r}_t^{(t)}$ of $R^{(t)}$ is updated on line 8, and have the following property.

OBSERVATION 2. *At the end of iteration t , we have:*

$$(B.1) \quad \mathbf{r}_t^{(t)} = \mathbf{q}_t^T U^{(t)} = \mathbf{q}_t^T \tilde{A}$$

Note that here \mathbf{q}_t refers to $\mathbf{q}_t^{(t)}$. However, as the value of \mathbf{q}_t is last updated in the t^{th} iteration and becomes the final value afterward, we neglect the superscript (t) for simplicity.

Proof. We first prove that $\mathbf{r}_t^{(t)} = \mathbf{q}_t^T U^{(t)}$. By line 5 and 8, $r_{tj}^{(t)} = \mathbf{q}_t^T \mathbf{u}_j^{(t)}$ for $j \geq t$, so it is left to show that $r_{tj}^{(t)} = \mathbf{q}_t^T \mathbf{u}_j^{(t)}$ also for $j < t$. We note that for $j < t$:

- $r_{tj}^{(t)} = 0$ (as $r_{tj}^{(t)}$ is not updated by the algorithm and thus maintains the initial value 0).
- $\mathbf{q}_j^{(j)} = \mathbf{u}_j^{(j)} / r_{jj}$, updated on line 8 in the previous j^{th} iteration.
- $\mathbf{q}_j^{(t)} = \mathbf{q}_j^{(j)} = \mathbf{q}_j$, as $\mathbf{q}_j^{(j)}$ is last updated in the j^{th} iteration, and becomes the final value of \mathbf{q}_j .
- $\mathbf{u}_j^{(t)} = \mathbf{u}_j^{(j)} = \mathbf{u}_j$, as $\mathbf{u}_j^{(j)}$ is last updated in the j^{th} iteration, and becomes the final value of \mathbf{u}_j .

For $j < t$, we thus obtain that $\mathbf{q}_t^T \mathbf{u}_j^{(t)} = r_{jj} \mathbf{q}_t^T \mathbf{q}_j$. As $Q = [\mathbf{q}_1 \ \mathbf{q}_2 \ \dots \ \mathbf{q}_{n+d}]$ is orthogonal, we have $I = Q^T Q = (\mathbf{q}_i^T \mathbf{q}_j)_{ij}$, implying $\mathbf{q}_t^T \mathbf{q}_j = 0$. Therefore, $\mathbf{q}_t^T \mathbf{u}_j^{(t)} = 0 = r_{tj}^{(t)}$.

To complete the proof of (B.1), we proceed to prove that $\mathbf{q}_t^T U^{(t)} = \mathbf{q}_t^T \tilde{A}$. This is equivalent to proving that $\mathbf{q}_t^T \mathbf{u}_i^{(t)} = \mathbf{q}_t^T \tilde{\mathbf{a}}_i$ for any $i \in [1, n+d]$. Each $\mathbf{u}_i^{(t)}$ is only updated on line 9 in the first i iterations, and thus formulated as:

$$\begin{aligned}
\mathbf{u}_i^{(t)} &= \tilde{\mathbf{a}}_i - \sum_{l=1}^{\min(i,t)-1} r_{lj} \mathbf{q}_l^{(l)} \\
&= \tilde{\mathbf{a}}_i - \sum_{l=1}^{\min(i,t)-1} r_{lj} \mathbf{q}_l \\
&\quad (\text{as } \mathbf{q}_l^{(l)} \text{ is last updated in the } l^{\text{th}} \text{ iteration.})
\end{aligned}$$

Left multiplying \mathbf{q}_t^T , we obtain:

$$\begin{aligned}\mathbf{q}_t^T \mathbf{u}_i^{(t)} &= \mathbf{q}_t^T \tilde{\mathbf{a}}_i - \sum_{l=1}^{\min(i,t)-1} r_{lj} \mathbf{q}_l^T \mathbf{q}_i \\ &= \mathbf{q}_t^T \tilde{\mathbf{a}}_i,\end{aligned}$$

where the last line holds because $I = Q^T Q = (\mathbf{q}_i^T \mathbf{q}_j)_{ij}$, implying $\mathbf{q}_i^T \mathbf{q}_j = 0$ for any $j \neq i$, and $l < \min(i, t) \leq t$. \square

Back to our main proof, we now have:

$$\begin{aligned}\mathbf{r}_t^{(t)} &= \mathbf{q}_t^T \tilde{A} = \mathbf{q}_t^T \begin{bmatrix} A & AG_h \\ G_v A & G_v A G_h \end{bmatrix} \\ &= \begin{bmatrix} \mathbf{q}_t^T \begin{bmatrix} A \\ G_v A \end{bmatrix} & \mathbf{q}_t^T \begin{bmatrix} A \\ G_v A \end{bmatrix} G_h \end{bmatrix} \\ &= \begin{bmatrix} \mathbf{r}_{t1}^{(t)} & \mathbf{r}_{t2}^{(t)} \end{bmatrix} \\ \implies &\begin{cases} \mathbf{r}_{t1}^{(t)} = \mathbf{q}_t^T \begin{bmatrix} A \\ G_v A \end{bmatrix} \\ \mathbf{r}_{t2}^{(t)} = \mathbf{q}_t^T \begin{bmatrix} A \\ G_v A \end{bmatrix} G_h \end{cases}\end{aligned}$$

We thus obtain: $\mathbf{r}_{t2}^{(t)} = \mathbf{r}_{t1}^{(t)} G_h$. Other rows of R remain the same: $\mathbf{r}_j^{(t)} = \mathbf{r}_j^{(t-1)}$, so $\mathbf{r}_{j2}^{(t)} = \mathbf{r}_{j1}^{(t)} G_h$ for all other $j \neq t$. We conclude that $R_2^{(t)} = R_1^{(t)} G_h$.

B.2. Checksum-preservation for parallel MGS. We consider the columns of the encoded matrix \tilde{A} :

$$\tilde{A} = [\tilde{\mathbf{a}}_1 \quad \tilde{\mathbf{a}}_2 \quad \cdots \quad \tilde{\mathbf{a}}_{n+d}], \text{ where } \tilde{\mathbf{a}}_i = \begin{bmatrix} \mathbf{a}_i \\ G_v \mathbf{a}_i \end{bmatrix}$$

and the columns of the final Q -factor $Q^{(t)}$ at the t^{th} iteration for $t = 1 \rightarrow T$:

$$\begin{aligned}Q^{(t)} &= \begin{bmatrix} \mathbf{q}_1^{(t)} & \mathbf{q}_2^{(t)} & \cdots & \mathbf{q}_{n+d}^{(t)} \end{bmatrix} \\ Q_1^{(t)} &= \begin{bmatrix} \mathbf{q}_{11}^{(t)} & \mathbf{q}_{12}^{(t)} & \cdots & \mathbf{q}_{1(n+d)}^{(t)} \end{bmatrix} \\ Q_2^{(t)} &= \begin{bmatrix} \mathbf{q}_{21}^{(t)} & \mathbf{q}_{22}^{(t)} & \cdots & \mathbf{q}_{2(n+d)}^{(t)} \end{bmatrix}, \text{ where } \mathbf{q}_i^{(t)} = \begin{bmatrix} \mathbf{q}_{1i}^{(t)} \\ \mathbf{q}_{2i}^{(t)} \end{bmatrix}.\end{aligned}$$

Next, we present the BMGS algorithm on \tilde{A} :

The BMGS is essentially the reformulation of MGS beneficial for parallelization. The parallel BMGS, called PBMGS, is obtained by parallelizing certain steps in BMGS via MPI operations to adapt to the 2D cyclic distribution, where step b is set to the block size. As the computation and thus numerical output at each iteration of PBMGS remain the same as that of BMGS through the parallelization, it suffices to prove the checksum-preservation for BMGS.

In the Algorithm B.2, we use the temporary $(n+c) \times b$ matrix \bar{Q} . For analysis, we consider its value $\bar{Q}^{(t)}$ at the end of each iteration $t = 1 \rightarrow T$. \bar{Q} is initialized to $\bar{Q}^{(0)} = \tilde{A}$ on line 1 of Algorithm B.2.

Algorithm B.2 BMGS

Input: $\tilde{A} = [\tilde{a}_1 \ \tilde{a}_2 \ \dots \ \tilde{a}_n]$ is $(m+c) \times n$ matrix
Output: $Q = [q_1 \ q_2 \ \dots \ q_n]$ is $(m+c) \times n$ matrix, and $R = (r_{ij})$ is $n \times n$ matrix
Result: $\tilde{A} = QR$, where $Q^T Q = I$

```

12  $Q = \tilde{A}$ 
    for  $i = 1$  to  $n$  Step b do
13    $\bar{Q} = Q[:, i : i + b - 1]$ 
      MGS( $\bar{Q}, R[i : i + b - 1, i : i + b - 1]$ )
       $Q[:, i : i + b - 1] = \bar{Q}$ 
      if  $i < n - b$  then
14   |  $\bar{R} = \bar{Q}^T Q[:, i + b : n]$ 
      |  $R[i : i + b - 1, i + b : n] = \bar{R}$ 
      |  $Q[:, i + b : n] = \bar{Q} \bar{R}$ 
15   end
16 end

```

Next, we further consider the breakdowns of the intermediate matrices as follows:

$$\bar{Q}^{(t)} = \begin{bmatrix} \bar{Q}_1^{(t)} \\ \bar{Q}_2^{(t)} \end{bmatrix}, \text{ where } \bar{Q}_1 : n \times b \text{ and } \bar{Q}_2 : c \times b,$$

$$R^{(t)} = \begin{bmatrix} R_1^{(t)} & R_2^{(t)} \end{bmatrix} = (r_{ij}^{(t)}) = \begin{bmatrix} \mathbf{r}_1^{(t)} \\ \vdots \\ \mathbf{r}_{n+c}^{(t)} \end{bmatrix},$$

$$R_1^{(t)} = \begin{bmatrix} \bar{\mathbf{r}}_{11}^{(t)} \\ \vdots \\ \bar{\mathbf{r}}_{(n+c)1}^{(t)} \end{bmatrix}, R_2^{(t)} = \begin{bmatrix} \bar{\mathbf{r}}_{12}^{(t)} \\ \vdots \\ \bar{\mathbf{r}}_{(n+c)2}^{(t)} \end{bmatrix}, \text{ where } \mathbf{r}_i^{(t)} = \begin{bmatrix} r_{i1}^{(t)} & r_{i2}^{(t)} \end{bmatrix}.$$

We proceed to prove by induction that for $t = 0 \rightarrow T$, we have $Q_2^{(t)} = G_v Q_1^{(t)}$ and $R_2^{(t)} = R_1^{(t)} G_h$.

Base case: For $t = 0$:

As Q is initialized to $Q^{(0)} = \tilde{A} = \begin{bmatrix} A & AG_h \\ G_v A & G_v AG_h \end{bmatrix}$, we have $Q_2^{(0)} = G_v Q_1^{(0)}$.

Inductive step: For the inductive step from $t - 1$ to t ($t \geq 1$):

At the t^{th} iteration, we have $i = 1 + tb$ in the for-loop of BMGS. The Q -factor is updated on line 5 for the b columns $Q[:, i : i + b - 1]$ and on line 9 for the $n - i - b + 1$ columns $Q[:, i + b : n]$. The matrix \bar{Q} is initialized to $\bar{Q} = Q^{(t-1)}[:, i : i + b - 1]$ on line 3 and then serves as the data input for the MGS algorithm. As $Q_2^{(t-1)} = G_v Q_1^{(t-1)}$, we obtain that $\bar{Q}_2 = G_v \bar{Q}_1$ on line 3. By the checksum preservation properties of MGS proven in Appendix B.1, the checksum relation $\bar{Q}_2 = G_v \bar{Q}_1$ of \bar{Q} is maintained throughout and at the end of the computation of MGS on line 4. Then, for the b

columns $Q[:, i : i + b - 1]$ updated on line 5, we have:

$$\begin{aligned} Q^{(t)}[:, i : i + b - 1] &= \bar{Q} = \begin{bmatrix} \bar{Q}_1 \\ \bar{Q}_2 \end{bmatrix} = \begin{bmatrix} \bar{Q}_1 \\ G_v \bar{Q}_1 \end{bmatrix} \\ &= \begin{bmatrix} Q_1^{(t)}[:, i : i + b - 1] \\ Q_2^{(t)}[:, i : i + b - 1] \end{bmatrix}. \end{aligned}$$

We thus obtain: $Q_2^{(t)}[:, i : i + b - 1] = G_v Q_1^{(t)}[:, i : i + b - 1]$. Now, for the $n - i - b + 1$ columns $Q[:, i + b : n]$ updated on line 9:

$$\begin{aligned} Q^{(t)}[:, i + b : n] &= Q^{(t-1)}[:, i + b : n] - \bar{Q} \bar{R} \\ &= \begin{bmatrix} Q_1^{(t-1)}[:, i + b : n] \\ Q_2^{(t-1)}[:, i + b : n] \end{bmatrix} - \begin{bmatrix} \bar{Q}_1 \\ \bar{Q}_2 \end{bmatrix} \bar{R} \\ &= \begin{bmatrix} Q_1^{(t-1)}[:, i + b : n] \\ G Q_1^{(t-1)}[:, i + b : n] \end{bmatrix} - \begin{bmatrix} \bar{Q}_1 \\ G \bar{Q}_1 \end{bmatrix} \bar{R} \\ &\quad (\text{as } Q_2^{(t-1)} = G Q_1^{(t-1)} \text{ and } \bar{Q}_2 = G \bar{Q}_1) \\ &= \begin{bmatrix} Q_1^{(t-1)}[:, i + b : n] - \bar{Q}_1 \bar{R} \\ G(Q_1^{(t-1)}[:, i + b : n] - \bar{Q}_1 \bar{R}) \end{bmatrix} \\ &= \begin{bmatrix} Q_1^{(t)}[:, i + b : n] \\ Q_2^{(t)}[:, i + b : n] \end{bmatrix}. \end{aligned}$$

We thus obtain: $Q_2^{(t)}[:, i + b : n] = G Q_1^{(t)}[:, i + b : n]$.

All in all, we have just proved that $q_{2j}^{(t)} = G q_{1j}^{(t)}$ for $j \in [i, n]$, where each of these columns are updated on either line 5 or line 9 of the BMGS algorithm. Other columns of Q remain the same: $q_j^{(t)} = q_j^{(t-1)}$, so $q_{2j}^{(t)} = G q_{1j}^{(t)}$ for all other $j < i = 1 + tb$. Consequently, we conclude that $Q_2^{(t)} = G Q_1^{(t)}$.

Now, it is left to show that $R_2^{(t)} = R_1^{(t)} G_h$. We note that the R -factor is updated on line 8 for the b rows $R[i : i + b - 1, :]$, and have the following property.

OBSERVATION 3. *At the end of iteration t , we have:*

$$(B.2) \quad R^{(t)}[i : i + b - 1, :] = \bar{Q}^T \tilde{A}$$

Proof. The same reasoning as Observation 2's proof can be adapted. Here we would like to present an intuitive proof to show the validity of (B.2). From the algorithm, we know that $R^{(t)}[i : i + b - 1, :]$, and $Q^{(t)}[:, i : i + b - 1] = \bar{Q}$ are last updated in this t^{th} iteration and thus also the final values:

$$\begin{aligned} R[i : i + b - 1, :] &= R^{(t)}[i : i + b - 1, :], \\ Q[:, i : i + b - 1] &= Q^{(t)}[:, i : i + b - 1] = \bar{Q}. \end{aligned}$$

If the algorithm correctly computes the QR decomposition of \tilde{A} , at the end we would

have $\tilde{A} = QR$, implying:

$$\begin{aligned} R &= Q^T \tilde{A}, \\ R[i : i + b - 1, :] &= Q[:, i : i + b - 1]^T \tilde{A}, \\ R^{(t)}[i : i + b - 1, :] &= Q^{(t)}[:, i : i + b - 1]^T \tilde{A}, \\ R^{(t)}[i : i + b - 1, :] &= \bar{Q}^T \tilde{A}. \end{aligned} \quad \square$$

Back to the main proof, we have:

$$\begin{aligned} R^{(t)}[i : i + b - 1, :] &= \bar{Q}^T \tilde{A} = \bar{Q}^T \begin{bmatrix} A & AG_h \\ G_v A & G_v AG_h \end{bmatrix} \\ &= \begin{bmatrix} \bar{Q}^T \begin{bmatrix} A \\ G_v A \end{bmatrix} & \bar{Q}^T \begin{bmatrix} A \\ G_v A \end{bmatrix} G_h \end{bmatrix} \\ &= \begin{bmatrix} R_1^{(t)}[i : i + b - 1, :] & R_2^{(t)}[i : i + b - 1, :] \end{bmatrix} \\ \implies &\begin{cases} R_1^{(t)}[i : i + b - 1, :] = \bar{Q}^T \begin{bmatrix} A \\ G_v A \end{bmatrix} \\ R_2^{(t)}[i : i + b - 1, :] = \bar{Q}^T \begin{bmatrix} A \\ G_v A \end{bmatrix} G_h \end{cases}. \end{aligned}$$

We thus obtain: $\mathbf{r}_{j2}^{(t)} = \mathbf{r}_{j1}^{(t)} G_h$ for $j \in [i, i + b - 1]$. Other rows of R remain the same: $\mathbf{r}_j^{(t)} = \mathbf{r}_j^{(t-1)}$, so $\mathbf{r}_{j2}^{(t)} = \mathbf{r}_{j1}^{(t)} G_h$ for all other $j \notin [i, i + b - 1]$. We conclude that $R_2^{(t)} = R_1^{(t)} G_h$.

B.3. Corollary 3.3: final form of the QR decomposition on \tilde{A} . By Lemma 3.2, we know that at the end of the algorithm, $Q_2^{(T)} = G_v Q_1^{(T)}$ and $R_2^{(T)} = R_1^{(T)} G_h$.

As the QR decomposition is retrieved as $\tilde{A} = QR$, where $Q = Q^{(T)} = \begin{bmatrix} Q_1^{(T)} \\ Q_2^{(T)} \end{bmatrix} = \begin{bmatrix} Q_1 \\ Q_2 \end{bmatrix}$

and $R = R^{(T)} = \begin{bmatrix} R_1^{(T)} & R_2^{(T)} \end{bmatrix} = \begin{bmatrix} R_1 & R_2 \end{bmatrix}$, equation (3.3) directly holds:

$$\tilde{A} = \begin{bmatrix} Q_1 \\ Q_2 \end{bmatrix} \begin{bmatrix} R_1 & R_2 \end{bmatrix} = \begin{bmatrix} Q_1 \\ G_v Q_1 \end{bmatrix} \begin{bmatrix} R_1 & R_1 G_h \end{bmatrix}.$$

Appendix C. Example for Code Construction 2 and Theorem 5.3.

EXAMPLE 1 (Code construction for $f = 1$ and $n = p_r = p_c = 2$). Consider the 2×2 matrix $A = \begin{bmatrix} A_{11} & A_{12} \\ A_{21} & A_{22} \end{bmatrix}$, each entry of which is held by a processor.

We now describe in details the steps of encoding, failure recovery and decoding.

Encoding: For R -factor protection, we use $G_h = \begin{bmatrix} 1 & 1 \end{bmatrix}$, which is MDS. For Q -factor protection, we follow Construction 2 to initiate $\tilde{V} = [v]$ and $\tilde{G}_1 = [g_1]$ whereby $v \sim \text{Unif}(0, 1)$ and $g_1 = -\frac{1}{2}v^2$ (since $\tilde{G}_1 = -\frac{1}{2}\tilde{V}\tilde{V}^T$). Given $\tilde{G} = \begin{bmatrix} g_1 & v \end{bmatrix}$, we construct the vertical checksum matrix in view of (5.11) as $G_v = \tilde{G} \otimes I_{n/p_r} = \begin{bmatrix} g_1 & v \end{bmatrix}$. Now, we encode the input matrix A as:

$$(C.1) \quad A \xrightarrow{\text{Encode}} \tilde{A} = \begin{bmatrix} A & AG_h \\ G_v A & G_v AG_h \end{bmatrix} = \begin{bmatrix} A_{11} & A_{12} & \tilde{A}_{13} \\ A_{21} & A_{22} & \tilde{A}_{23} \\ \tilde{A}_{31} & \tilde{A}_{32} & \tilde{A}_{33} \end{bmatrix}$$

where, from our checksum design, the input matrix A is protected via:

- Horizontal checksums: $\tilde{A}_{13} = A_{11} + A_{12}$ and $\tilde{A}_{23} = A_{21} + A_{22}$
- Vertical checksums: $\tilde{A}_{31} = g_1 A_{11} + v A_{21}$ and $\tilde{A}_{32} = g_1 A_{12} + v A_{22}$

Failure Recovery: At the end of the first iteration of the MGS algorithm, we have the following view of the Q -factor and R -factor:

$$(C.2) \quad Q^{(1)} = \begin{bmatrix} Q_{11} & A_{12} & \tilde{A}_{13} \\ Q_{21} & A_{22} & \tilde{A}_{23} \\ Q_{31} & \tilde{A}_{32} & \tilde{A}_{33} \end{bmatrix}, \quad R^{(1)} = \begin{bmatrix} R_{11} & R_{12} & R_{13} \\ 0 & 0 & 0 \\ 0 & 0 & 0 \end{bmatrix}$$

Now, from Lemma 3.2, we have $Q_{31} = g_1 Q_{11} + v Q_{12}$ and $R_{13} = R_{11} + R_{12}$, which, if complemented with the horizontal checksums of A as in the encoding phase, would provide the full protection for $Q^{(1)}$ and $R^{(1)}$; e.g. assume that the processor $\Pi(1, 1)$ holding Q_{11} and R_{11} fails. Then we can recover $Q_{11} = \frac{1}{g_1}(Q_{31} - v Q_{12})$ and $R_{11} = R_{13} - R_{12}$.

Decoding: At the end of the MGS algorithm, we have the following view of the Q -factor and R -factor:

$$(C.3) \quad Q^{(3)} = \begin{bmatrix} Q_{11} & Q_{12} & Q_{13} \\ Q_{21} & Q_{22} & Q_{23} \\ Q_{31} & Q_{32} & Q_{33} \end{bmatrix}, \quad R^{(3)} = \begin{bmatrix} R_{11} & R_{12} & R_{13} \\ 0 & R_{22} & R_{23} \\ 0 & 0 & 0 \end{bmatrix}$$

from which we retrieve $A = Q_1 R$ with $Q_1 = \begin{bmatrix} Q_{11} & Q_{12} \\ Q_{21} & Q_{22} \end{bmatrix}$ and $R = \begin{bmatrix} R_{11} & R_{12} \\ 0 & R_{22} \end{bmatrix}$. Next,

we construct $G_0 = \begin{bmatrix} 1 + g_1 & v \\ v & -1 \end{bmatrix}$ as in (5.3). Finally, to solve the full-rank square system $A\mathbf{x} = \mathbf{b}$, we compute the orthogonal matrix $G_0 Q_1$ and the transformed vector $G_0 \mathbf{b}$ in order to solve for \mathbf{x} from (5.9).

Appendix D. Omitted Proofs.

D.1. Proof of Theorem 4.2 .

Proof. We first prove a lemma that provides a condition on K .

LEMMA D.1. *Under the load-balanced in-node checksum distribution, to recover from any r failed nodes out of P nodes, the number of checksum blocks K must satisfy:*

$$(D.1) \quad a \lceil \frac{K}{P} \rceil + b \lfloor \frac{K}{P} \rfloor \geq f \frac{L}{P}$$

for any $a + b = P - f$ and $a \leq \bar{a}$ and $b \leq \bar{b}$.

Proof of Lemma D.1. Assume there exists a' and b' such that $a' + b' = P - f$, $a' \leq \bar{a}$, $b' \leq \bar{b}$ that satisfy $a' \lceil \frac{K}{P} \rceil + b' \lfloor \frac{K}{P} \rfloor < f \frac{L}{P}$. If a' nodes with $\lceil \frac{K}{P} \rceil$ checksum blocks and b' nodes with $\lfloor \frac{K}{P} \rfloor$ checksum blocks are the only surviving nodes, then we have fewer than $f \frac{L}{P}$ from the $P - f$ surviving nodes. However, we have $f \frac{L}{P}$ data blocks missing from the f failed nodes. Since we have fewer equations than the number of variables, we cannot recover all the data blocks (Contradiction). \square

By Lemma 1, we have:

$$(D.2) \quad a \lceil \frac{K}{P} \rceil + b \lfloor \frac{K}{P} \rfloor \geq f \frac{L}{P}$$

for any $a + b = P - f$ and $a \leq \bar{a}$ and $b \leq \bar{b}$. As this has to be satisfied for the worst case a and b , let us consider:

$$(D.3) \quad \min_{\substack{a, b \geq 0, a+b=f, \\ a \leq \bar{a}, b \leq \bar{b}}} a \lceil \frac{K}{P} \rceil + b \lfloor \frac{K}{P} \rfloor = \begin{cases} (P-f) \lfloor \frac{K}{P} \rfloor & \text{if } \bar{b} \geq P-f \\ (P-f-\bar{b}) \lceil \frac{K}{P} \rceil + \bar{b} \lfloor \frac{K}{P} \rfloor & \text{otherwise.} \end{cases}$$

Note that for any K , $(P-f) \lceil \frac{K}{P} \rceil \geq (P-f) \lfloor \frac{K}{P} \rfloor$ and $(P-f) \lfloor \frac{K}{P} \rfloor \geq (P-f-\bar{b}) \lceil \frac{K}{P} \rceil + \bar{b} \lfloor \frac{K}{P} \rfloor$. Hence,

$$(D.4) \quad (P-f) \lceil \frac{K}{P} \rceil \geq \min_{\substack{a, b \geq 0, a+b=f, \\ a \leq \bar{a}, b \leq \bar{b}}} a \lceil \frac{K}{P} \rceil + b \lfloor \frac{K}{P} \rfloor \geq f \frac{L}{P}.$$

Because $\lceil \frac{K}{P} \rceil$ is an integer,

$$(D.5) \quad \lceil \frac{K}{P} \rceil \geq \lceil \frac{fL}{(P-f)P} \rceil.$$

Now, let us find K such that $\lceil \frac{K}{P} \rceil = \lceil \frac{fL}{(P-f)P} \rceil$ that satisfy (D.2). Then, K be expressed as $K = P \lceil \frac{fL}{(P-f)P} \rceil - m$ where $m = 0, \dots, P-1$. We will try to find the largest m , and we divide these into three cases: i) $m \geq P-f$, ii) $0 < m < P-f$, and iii) $m = 0$.

Case i) $m \geq P-f$: Notice that $\bar{b} = m \geq P-f$, and thus we have:

$$(D.6) \quad \min_{\substack{a, b \geq 0, a+b=f, \\ a \leq \bar{a}, b \leq \bar{b}}} a \lceil \frac{K}{P} \rceil + b \lfloor \frac{K}{P} \rfloor = (P-f) \lfloor \frac{K}{P} \rfloor = (P-f) \left(\lceil \frac{fL}{(P-f)P} \rceil - 1 \right).$$

When $\frac{fL}{(P-f)P}$ is an integer, (D.6) = $(P-f) \left(\frac{fL}{(P-f)P} - 1 \right) < \frac{fL}{P}$. When $\frac{fL}{(P-f)P}$ is not an integer, (D.6) = $(P-f) \lfloor \frac{fL}{(P-f)P} \rfloor < \frac{fL}{P}$. Thus, there does not exist $m \geq P-f$ that satisfies (D.2).

Case ii) $0 < m < P-f$: As $\bar{b} = m < P-f$, we have:

$$\begin{aligned} \min_{\substack{a, b \geq 0, a+b=f, \\ a \leq \bar{a}, b \leq \bar{b}}} a \lceil \frac{K}{P} \rceil + b \lfloor \frac{K}{P} \rfloor &= (P-f-\bar{b}) \lceil \frac{K}{P} \rceil + \bar{b} \lfloor \frac{K}{P} \rfloor = K - f \left(\lfloor \frac{K}{P} \rfloor + 1 \right) \\ &= K - f \lceil \frac{K}{P} \rceil = K - f \lceil \frac{fL}{(P-f)P} \rceil \geq \frac{fL}{P} \end{aligned}$$

Hence, $K = f \lceil \frac{fL}{(P-f)P} \rceil + \frac{fL}{P}$ satisfy (D.2). We can also check that:

$$\begin{aligned} m &= P \lceil \frac{fL}{(P-f)P} \rceil - K = P \lceil \frac{fL}{(P-f)P} \rceil - f \lceil \frac{fL}{(P-f)P} \rceil - \frac{fL}{P} \\ &= (P-f) \lceil \frac{fL}{(P-f)P} \rceil - \frac{fL}{P} < P-f. \end{aligned}$$

As we already found m in **Case ii)**, we do not have to consider **Case iii)**. \square

D.2. Proof of Theorem 4.3.

Proof. From any $P - f$ surviving nodes, we have $(P - f)\frac{L}{P}$ data blocks and $f\frac{L}{P}$ checksum blocks as K satisfies the condition in (D.1). Let p_1, \dots, p_r be the index of failed nodes. After subtracting the data blocks from the survived nodes, the checksum equations given in (4.2) reduces to equations in $f\frac{L}{P}$ data blocks as follows:

$$(D.7) \quad C_i = \sum_{j \in \cup_{k=1}^r \mathcal{I}_{p_k}} \tilde{G}_{i,j} D_j.$$

We have $f\frac{L}{P}$ such equations and since any square submatrix of \tilde{G} is full-rank, we can solve the set of linear equations to retrieve D_j 's for $j \in \cup_{k=1}^r \mathcal{I}_{p_k}$. \square

D.3. Proof of Theorem 5.1.

Proof. Recall that given $G = \begin{bmatrix} G_1 & V \end{bmatrix}$, the $n \times n$ matrix G_0 is computed by:

$$G_0 = \begin{bmatrix} I_c + G_1 & V \\ V^T & -I_{n-c} \end{bmatrix}$$

The following Observation 4 is used in our proof later:

OBSERVATION 4. *Under the restriction (5.4) that $G_1 = -\frac{1}{2}VV^T$, the following equation holds: $G_0^T G_0 = I + G^T G$.*

Proof of Observation 4. From (5.4), we have $G_1^T = G_1 = \frac{-1}{2}VV^T$, and obtain that:

$$\begin{aligned} G_0^T G_0 &= \begin{bmatrix} I + G_1 & V \\ V^T & -I \end{bmatrix}^T \begin{bmatrix} I + G_1 & V \\ V^T & -I \end{bmatrix} = \begin{bmatrix} (I + G_1)^2 + VV^T & (I + G_1)V - V \\ V^T(I + G_1) - V^T & V^T V + I \end{bmatrix} \\ &= \begin{bmatrix} I + G_1^2 & G_1 V \\ V^T G_1 & V^T V + I \end{bmatrix} = I + \begin{bmatrix} G_1^2 & G_1 V \\ V^T G_1 & V^T V \end{bmatrix} = I + G^T G. \quad \square \end{aligned}$$

At the end of QR decomposition of encoded \tilde{A} in equation (5.1), the left factor $\begin{bmatrix} Q_1 \\ GQ_1 \end{bmatrix}$ is orthogonal :

$$\begin{aligned} I &= \begin{bmatrix} Q_1 \\ GQ_1 \end{bmatrix}^T \begin{bmatrix} Q_1 \\ GQ_1 \end{bmatrix} = Q_1^T Q_1 + Q_1^T G^T G Q_1 \\ &= Q_1^T (I + G^T G) Q_1 = Q_1^T G_0^T G_0 Q_1 \quad (\text{by Observation 4}) \\ &= (G_0 Q_1)^T (G_0 Q_1). \end{aligned}$$

Therefore, $G_0 Q_1$ is orthogonal. The following Observation 5 will be useful for computing the determinant of G_0 .

OBSERVATION 5. *Consider matrices A, B, C, D of size $n \times n, n \times m, m \times n, m \times m$ respectively. If D is invertible then:*

$$\det \begin{bmatrix} A & B \\ C & D \end{bmatrix} = \det(D) \det(A - BD^{-1}C)$$

We compute the determinant of G_0 :

$$\begin{aligned} \det(G_0) &= \det \begin{bmatrix} I_c + G_1 & V \\ V^T & -I_{m-c} \end{bmatrix} \\ &= \det(-I_{m-c}) \det((I + G_1) - V(-I)^{-1}V^T) \\ &= (-1)^{m-c} \det(I + G_1 + VV^T) \end{aligned}$$

where the second line follows Observation 5. Under our setting $G_1 = \frac{-1}{2}VV^T$, the determinant of G_0 becomes:

$$\det(G_0) = (-1)^{m-c} \det\left(I + \frac{1}{2}VV^T\right).$$

Now taking any non-zero column vector \mathbf{z} , we have $\mathbf{z}^T\left(I + \frac{1}{2}VV^T\right)\mathbf{z} = \mathbf{z}^T\mathbf{z} + \frac{1}{2}(V^T\mathbf{z})^T V^T\mathbf{z} \geq \mathbf{z}^T\mathbf{z} > 0$. This means that $I + \frac{1}{2}VV^T$ is positive definite, and $\det\left(I + \frac{1}{2}VV^T\right) \neq 0$. Therefore, $\det(G_0) \neq 0$ and G_0 is invertible. \square

D.4. Proof of Theorem 5.3.

Proof. Let n_s denote the dimension of S . We can divide this into two cases: (i) When S is a submatrix of \tilde{V} , and (ii) when t columns of S are from \tilde{G}_1 and $(n_s - t)$ columns are from \tilde{V} ($1 \leq n_s \leq f$, $0 \leq t \leq n_s$). For the first case, any square submatrix of \tilde{V} is a random matrix where each entry was chosen iid. Hence, it is full rank with probability 1. Thus, we focus on the second case.

Let $\text{Perm}(n_s)$ be all permutations of $\{1, \dots, n_s\}$, and for permutation σ , σ_i is the i -th element in the sequence. For example when $n_s = 3$, if $\sigma = [2 \ 3 \ 1]$, then $\sigma_1 = 2, \sigma_2 = 3, \sigma_3 = 1$. The Leibniz formula for matrix determinant is:

$$(D.8) \quad \det(S) = \sum_{\sigma \in \text{Perm}(n_s)} \text{sgn}(\sigma) \prod_{i=1}^{n_s} s_{i,\sigma_i} = \sum_{\sigma \in \text{Perm}(n_s)} \xi(\sigma), \quad \xi(\sigma) \triangleq \text{sgn}(\sigma) \prod_{i=1}^{n_s} s_{i,\sigma_i}.$$

$\text{sgn}(\sigma)$ is $+1$ or -1 , but since this term is not important for our argument, we refer to [48] for more explanation.

We now prove that $\det(S)$ is a non-zero polynomial in $v_{i,j}$'s. Let us consider the term:

$$(D.9) \quad \xi(\sigma = [1 \ \dots \ n_s]) = \prod_{i=1}^{n_s} s_{i,i}.$$

For simplicity, let us assume that the t columns from \tilde{G}_1 are $\mathbf{g}_1, \dots, \mathbf{g}_t$ and the $n_s - t$ columns of \tilde{V} are $\mathbf{v}_1, \dots, \mathbf{v}_{n_s-t}$. The argument naturally extends to a general case. Now, $\prod_{i=1}^{n_s} s_{i,i}$ can be expanded as:

$$(D.10) \quad \prod_{i=1}^{n_s} s_{i,i} = \prod_{i=1}^t \tilde{g}_{i,i} \prod_{i=1}^{n_s-t} v_{i,t+i}$$

$$(D.11) \quad = \left(-\frac{1}{2}\right)^t \cdot \left(\prod_{i=1}^t \sum_{j=1}^{p_r} v_{i,j}^2\right) \cdot \prod_{i=1}^{n_s-t} v_{i,t+i}.$$

In (D.11), let us focus on one term: $(v_{1,p_r})^2 (v_{2,p_r-1})^2 \dots (v_{t,p_r-t+1})^2 \cdot \prod_{l=1}^{n_s-t} v_{l,t+l} \triangleq \psi$. We show that this term does not appear anywhere else in $\xi(\sigma')$ when $\sigma' \neq [1 \ \dots \ n_s]$, and thus this term cannot be canceled out. We prove this by contradiction.

Assume there exists a σ' such that $\psi \in \xi(\sigma')$. First, let us assume that there exists $1 \leq i \leq t$ such that $\sigma'_i = j \neq i$. We get the v_{i,p_r-i+1} term only from $\tilde{g}_{i,j}$ and $\tilde{g}_{k,i}$ ($k \neq i$) as:

$$(D.12) \quad \tilde{g}_{i,j} = v_{i,1}v_{j,1} + \dots + v_{i,p_r-i+1}v_{j,p_r-i+1} + \dots + v_{i,p_r}v_{j,p_r}$$

$$(D.13) \quad \tilde{g}_{k,i} = v_{k,1}v_{i,1} + \dots + v_{k,p_r-i+1}v_{i,p_r-i+1} + \dots + v_{k,p_r}v_{i,p_r}.$$

Then, the only term that has $(v_{i,p_r-i+1})^2$ is the product of the following terms $v_{i,p_r-i+1}v_{j,p_r-i+1}$ and $v_{k,p_r-i+1}v_{i,p_r-i+1}$, i.e.

$$(D.14) \quad v_{i,p_r-i+1}^2 v_{j,p_r-i+1} v_{k,p_r-i+1}.$$

Notice that this term has $v_{j,p_r-i+1}v_{k,p_r-i+1}$. We next proceed to prove that v_{j,p_r-i+1} and similarly v_{k,p_r-i+1} are not present in ψ . First, since $j \neq i$, the term v_{j,p_r-i+1} does not appear in $\prod_{l=1}^t (v_{l,p_r-l+1})^2$ of ψ . It is left to show that the term v_{j,p_r-i+1} also does not appear in $\prod_{l=1}^{n_s-t} v_{l,t+l}$. For the sake of contradiction, suppose that v_{j,p_r-i+1} is one of those $v_{l,t+l}$'s for $l = 1 \rightarrow n_s - t$. Then, this is equivalent to having $j \in [1, n_s - t]$ and $p_r - i + 1 = t + j$, which would imply:

$$\begin{aligned} n_s - t &\geq j = p_r - i + 1 - t \\ n_s &\geq p_r - i + 1 \geq p_r - n_s + 1 \\ \therefore 2n_s &\geq p_r + 1 > p_r. \end{aligned}$$

However, the last line is a contradiction since $2n_s \leq 2f \leq p_r$. Therefore, we have proven that v_{j,p_r-i+1} is not present in ψ . Similarly, v_{k,p_r-i+1} and thus (D.14) are not present in ψ . Hence, $\psi \notin \xi(\sigma)$. Now, assume that there exists $t+1 \leq i \leq n_s$ such that $\sigma'_i = j \neq i$. Then, $\xi(\sigma')$ always has the term $v_{t+i,j}$ ($j \neq i$), which was not present in ψ . Hence, $\psi \notin \xi(\sigma)$. This proves that ψ appears only in $\xi(\sigma = [1 \ \cdots \ n_s])$ and hence this term has a non-zero coefficient, $(-1/2)^t$. As $\Pr(\{v_{i,j}\}_{\substack{i=1,\dots,r, \\ j=1,\dots,p_r}} : p(\{v_{i,j}\}) = 0) = 0$ for a non-zero polynomial p , this completes the proof. \square

D.5. Proof of Theorem 6.1.

D.5.1. Supplementary Lemmas. First, we present the following Lemmas that characterize the analytical overhead of coded QR decomposition.

LEMMA D.2. *Under the out-of-node checksum storage, the coding strategy in Construction 2 can achieve the following coding overheads:*

$$(D.15) \quad T_{enc} = f \cdot T_{reduce}(p_r + 1, \frac{n^2}{P}) + \gamma \frac{fn^2}{P} + \gamma f(f+1)(p_r - f),$$

$$(D.16) \quad \begin{aligned} T_{post} &= f \cdot T_{broadcast}(p_r, \frac{n(n+p_c)}{P}) + f \cdot T_{reduce}(p_r - f + 1, \frac{n(n+p_c)}{P}) \\ &\quad + \gamma(2f - 1) \frac{n(n+p_c)}{P}, \end{aligned}$$

$$(D.17) \quad T_{comp} \leq \frac{f}{p_r} T_{QR}.$$

Proof. Now we analyze the overhead of encoding, recovery (decoding), and post-processing.

1) Encoding overhead: For encoding, we instantiate $\tilde{G} = (\tilde{g}_{i,j})$ following Construction 2, and compute $C_{i,j} = \sum_{t=0}^{p_r-1} \tilde{g}_{i,t} A_{t,j}$ to be sent to the processor $\Pi_C(i, j)$. The former takes $\gamma f(p_r - f)$ computational cost for generating the $f \times (p_r - f)$ random matrix $\tilde{V} = [\tilde{v}_1, \dots, \tilde{v}_{p_r-f}]$ (where $\tilde{v}_i \in \mathbb{R}^{f \times 1}$) on all processors⁵ and $\gamma f^2(p_r - f)$ cost to compute $\tilde{G}_1 = -\frac{1}{2} \tilde{V} \tilde{V}^T$. The later step computing $C_{i,j}$ can be done by sequentially performing linear-combination reduce in f iterations. Hence, the total encoding

⁵In this step, due to small computational burden, we can let all processors to generate in parallel the same random matrix \tilde{V} via the same random seed.

overhead is:

$$\begin{aligned}
T_{\text{enc}} &= \gamma f(f+1)(p_r - f) + f \cdot T_{\text{lin-comb}}(p_r, \frac{n^2}{P}) \\
&= \gamma f(f+1)(p_r - f) + f \cdot \left[T_{\text{reduce}}(p_r + 1, \frac{n^2}{P}) + \gamma \frac{n^2}{P} \right] \\
&= f \cdot T_{\text{reduce}}(p_r + 1, \frac{n^2}{P}) + \gamma \frac{fn^2}{P} + \gamma f(f+1)(p_r - f).
\end{aligned}$$

2) Post-processing overhead: The overhead for post-processing is attributed to the cost for performing matrix multiplications (G_0Q_1) and $(G_0\mathbf{b})$ (refer to Section 5.1). We hereby present an efficient way for such computation. Since $G_0Q_1 = [G_0Q_1[:, 0], Q_1[:, 1], \dots, Q_1[:, p_r - 1]]$, we compute all the $G_0Q_1[:, j]$'s in parallel. Furthermore, this can be combined with the computation of $(G_0\mathbf{b})$ for efficiency. Specifically, to formally describe our computational pipeline, we first consider the $n \times (\frac{n}{p_c} + 1)$ matrix

$$\bar{Z}^j = [Q_1[:, j] \quad \mathbf{b}] = \begin{bmatrix} \bar{Z}_0^j \\ \bar{Z}_1^j \\ \vdots \\ \bar{Z}_{p_r-1}^j \end{bmatrix}, \text{ where each sub-block } \bar{Z}_i^j \text{ is of dimension } \frac{n}{p_r} \times (\frac{n}{p_c} + 1)$$

. Then, we aim to compute $G_0\bar{Z}^0, G_0\bar{Z}^1, \dots, G_0\bar{Z}^{p_r-1}$ in parallel across the p_r block-rows. Furthermore, thanks to parallelism, the post-processing overhead is the cost for performing matrix multiplication $G_0\bar{Z}^j$, which is further expressed as the followings to utilize the sparsity of G_0 :

$$\begin{aligned}
G_0\bar{Z}^j &= \begin{bmatrix} I_{\frac{fn}{p_r}} + G_1 & V \\ V^T & -I_{n-\frac{fn}{p_r}} \end{bmatrix} \bar{Z}^j \\
&= \begin{bmatrix} H \otimes I_{\frac{n}{p_r}} & \tilde{V} \otimes I_{\frac{n}{p_r}} \\ \tilde{V}^T \otimes I_{\frac{n}{p_r}} & -I_{p_r-f} \otimes I_{\frac{n}{p_r}} \end{bmatrix} \begin{bmatrix} \bar{Z}_0^j \\ \bar{Z}_1^j \\ \vdots \\ \bar{Z}_{p_r-1}^j \end{bmatrix} \quad \text{where } H = (I_f + \tilde{G}_1) \\
&= \begin{bmatrix} \sum_{i=0}^{f-1} h_{0,i} \cdot \bar{Z}_i^j + \sum_{t=f}^{p_r-1} \tilde{v}_{0,t} \cdot \bar{Z}_t^j \\ \sum_{i=0}^{f-1} h_{1,i} \cdot \bar{Z}_i^j + \sum_{t=f}^{p_r-1} \tilde{v}_{1,t} \cdot \bar{Z}_t^j \\ \vdots \\ \sum_{i=0}^{f-1} h_{f-1,i} \cdot \bar{Z}_i^j + \sum_{t=f}^{p_r-1} \tilde{v}_{f-1,t} \cdot \bar{Z}_t^j \\ \sum_{i=0}^{f-1} \tilde{v}_{i,0} \cdot \bar{Z}_i^j - \bar{Z}_f^j \\ \sum_{i=0}^{f-1} \tilde{v}_{i,1} \cdot \bar{Z}_i^j - \bar{Z}_{f+1}^j \\ \vdots \\ \sum_{i=0}^{f-1} \tilde{v}_{i,p_r-f-1} \cdot \bar{Z}_i^j - \bar{Z}_{p_r-1}^j \end{bmatrix} \triangleq \begin{bmatrix} W_0 \\ W_1 \\ \vdots \\ W_{p_r-1} \end{bmatrix}.
\end{aligned}$$

Notice that all W_i 's for $i = 0, \dots, p_r - 1$ have some linear combination of \bar{Z}_t^j ($t = 0, \dots, f - 1$). To compute this, we first broadcast \bar{Z}_t^j 's ($t = 0, \dots, f - 1$) to all the nodes. This requires performing f operations of $\text{MPI_broadcast}(p_r, \frac{n}{p_r} \times (\frac{n}{p_c} + 1))$. Next, we describe the steps of computing these W_i 's for $i = 0, \dots, p_r - 1$ in details

for algorithmic implementation in practice. Before we begin the series of broadcast operations, we first initialize W_i at each node as:

$$W_i = h_{i,i} \bar{Z}_i^j \quad \text{for } i < f, \quad W_i = -\bar{Z}_i^j \quad \text{for } i \geq f.$$

After the l -th broadcast of the matrix \bar{Z}_l^j ($l = 0, \dots, f-1$), nodes will update its W_i as follows:

$$W_i = W_i + h_{i,l} \bar{Z}_l^j \quad \text{for } i < f (i \neq l), \quad W_i = W_i + \tilde{v}_{l,i} \bar{Z}_l^j \quad \text{for } i \geq f.$$

The initialization and updating W_i after each iteration requires a total of $(2f-1) \frac{n}{p_r} \times (\frac{n}{p_c} + 1) = (2f-1) \frac{n(n+p_c)}{P}$ flops. After this, the computation for W_f, \dots, W_{p_r-1} is complete, and we only need more computation for W_0, \dots, W_{f-1} to obtain $\sum_{t=f}^{p_r-1} \tilde{v}_{i,t} \cdot \bar{Z}_t^j$ for $i = 0, \dots, f-1$. This can be achieved by f operations of linear-combination reduce from the last $p_r - f$ nodes to one of the first f nodes, which incurs $f T_{\text{lin-comb}}(p_r - f, \frac{n(n+p_c)}{P})$. Hence, the total cost of post-processing is given by:

$$\begin{aligned} T_{\text{post}} = & f \cdot T_{\text{broadcast}}(p_r, \frac{n(n+p_c)}{P}) + f \cdot T_{\text{reduce}}(p_r - f + 1, \frac{n(n+p_c)}{P}) \\ & + \gamma(2f-1) \frac{n(n+p_c)}{P}. \end{aligned}$$

3) Increased computation cost for QR decomposition of the encoded matrix: Using Observation 1, we have $T_{\text{comp}} \leq \frac{c}{n} T_{\text{QR}}$ where T_{comp} is the overhead for running QR decomposition on the larger $(m+c) \times n$ encoded matrix \tilde{A} instead of $m \times n$ matrix A . In our code construction, we use $c = \frac{fn}{p_r}$ checksums and thus obtain that:

$$(D.18) \quad T_{\text{comp}} \leq \frac{fn/p_r}{n} T_{\text{QR}} = \frac{f}{p_r} T_{\text{QR}}. \quad \square$$

LEMMA D.3. *Under the out-of-node checksum storage, the coding strategy in Construction 2 can achieve the following recovery overhead:*

$$(D.19) \quad T_{\text{recov}} = f \cdot T_{\text{reduce}}(p_r + 1, \frac{n^2}{P}) + \gamma(f_1^2 + \frac{2}{3}f_1^3 + \frac{fn^2}{P}).$$

Proof. Before we begin our analysis we define a commonly-occurring operation, “linear-combination reduce”. The goal of this operation is to compute the linear combination of the data blocks at p nodes and then send it to a separate destination node. I.e., we compute $\alpha_1 D_1 + \dots + \alpha_p D_p$ for some $\alpha_i \in \mathbb{R}$ ($i = 1, \dots, p$) distributedly, and send it to the $(p+1)$ -th node. This can be achieved through $\text{MPI_reduce}(p+1, w)$ operation by setting the data block at the destination node to be $\mathbf{0}$. The overhead of this operation when the size of the data blocks is w is: $T_{\text{lin-comb}}(p, w) = T_{\text{reduce}}(p+1, w) + \gamma w$ where γw comes from computing $\alpha_i \cdot D_i$ for $i = 1, \dots, p$ in parallel.

Recovery requires first decoding the lost data blocks from the failed systematic nodes and then recomputing the lost checksum blocks from the failed checksum nodes. Let f_1 and f_2 be the number of failed systematic nodes and failed checksum nodes. In the proof we only consider the case when $f = f_1 + f_2$ because the overhead when the number of failures is smaller than f is upper bounded by the worst-case recovery cost of having f failures.

We partition the index set $\{0, 1, \dots, p_r - 1\} = \mathcal{A}_{\text{fail}} \cup \mathcal{A}_{\text{succ}}$, where $\mathcal{A}_{\text{fail}}$ denotes the indices of failed nodes among the systematic nodes of the j -th column, i.e.,

$$\mathcal{A}_{\text{fail}} = \{t \mid \Pi(t, j) \text{ is a failed systematic processor}\}$$

and $\mathcal{A}_{\text{succ}}$ denotes the indices of successful nodes among the systematic nodes of the j -th column. Similarly, we partition $\{0, 1, \dots, f - 1\} = \mathcal{C}_{\text{fail}} \cup \mathcal{C}_{\text{succ}}$ to denote the failed and successful node indices within the checksum nodes on the j -th column. Note that $|\mathcal{A}_{\text{fail}}| = f_1$ and $|\mathcal{C}_{\text{fail}}| = f_2$.

First, (5.12) can be rewritten as:

$$(D.20) \quad C_{i,j} - \sum_{t \in \mathcal{A}_{\text{succ}}} \tilde{g}_{i,t} A_{t,j} = \sum_{t \in \mathcal{A}_{\text{fail}}} \tilde{g}_{i,t} A_{t,j} \quad \forall i \in \mathcal{C}_{\text{succ}}$$

Let $\widehat{G} = [\tilde{g}_{i,t}]_{i \in \mathcal{C}_{\text{succ}}, t \in \mathcal{A}_{\text{fail}}}$ be the $f_1 \times f_1$ matrix. To decode $A_{t,j}$ for $t \in \mathcal{A}_{\text{fail}}$, we need to invert \widehat{G} . Note that \widehat{G} is always invertible as any square submatrix of \widehat{G} is invertible. Denoting the (i, j) -th entry of \widehat{G}^{-1} as $\widehat{g}_{i,j}^{-1}$, $A_{t,j}$ ($t \in \mathcal{A}_{\text{fail}}$) can be recovered from:

$$(D.21) \quad \begin{aligned} A_{t,j} &= \sum_{i \in \mathcal{C}_{\text{succ}}} \widehat{g}_{t,i}^{-1} (C_{i,j} - \sum_{l \in \mathcal{A}_{\text{succ}}} \tilde{g}_{t,l} A_{l,j}) \\ &= \sum_{i \in \mathcal{C}_{\text{succ}}} \widehat{g}_{t,i}^{-1} \cdot C_{i,j} - \sum_{l \in \mathcal{A}_{\text{succ}}} \left(\sum_{i \in \mathcal{C}_{\text{succ}}} \widehat{g}_{t,i}^{-1} \cdot \tilde{g}_{t,l} \right) \cdot A_{l,j}, \end{aligned}$$

which is a linear combination of $C_{i,j}$ ($i \in \mathcal{C}_{\text{succ}}$) and $A_{l,j}$ ($l \in \mathcal{A}_{\text{succ}}$). Computing the coefficients in (D.21) requires inverting \widehat{G} , which costs $\gamma \frac{2}{3} f_1^3$ and computing $\sum_{i \in \mathcal{C}_{\text{succ}}} \widehat{g}_{t,i}^{-1} \cdot \tilde{g}_{t,l}$, which costs γf_1^2 . Once we have the coefficients, we can perform f_1 iterations of linear-combination reduce. The total cost of recovering the systematic data blocks is:

$$(D.22) \quad f_1 T_{\text{lin-comb}}(p_r, \frac{n^2}{P}) + \gamma (\frac{2}{3} f_1^3 + f_1^2) = f_1 \cdot T_{\text{reduce}}(p_r + 1, \frac{n^2}{P}) + \gamma (\frac{2}{3} f_1^3 + f_1^2 + \frac{f_1 n^2}{P}).$$

It is left to recover f_2 failed checksum blocks, so that the QR decomposition is still fault-tolerant in the later iterations. This computation is the same as encoding the checksums (with the exception that we only have to compute a subset of checksums now). We thus defer readers to the analysis encoding overhead for more details, and only state the total cost of this step, which is This requires: $f_2 T_{\text{lin-comb}}(p_r, \frac{n^2}{P}) = f_2 \cdot T_{\text{reduce}}(p_r + 1, \frac{n^2}{P}) + \gamma \frac{f_2 n^2}{P}$.

In total, the recovery overhead is thus:

$$T_{\text{recov}} = f \cdot T_{\text{reduce}}(p_r + 1, \frac{n^2}{P}) + \gamma (f_1^2 + \frac{2}{3} f_1^3 + \frac{f n^2}{P}). \quad \square$$

D.5.2. Proof of the main Theorem.

Proof. We have the following bound of T_{QR} from (A.2):

$$(D.23) \quad T_{QR} \geq 2\alpha n \log p_r + \beta \frac{1}{2} \frac{p_c n(n+1)}{P} + \gamma \frac{n^2(n+1)}{P}.$$

From Lemma D.2, we have:

$$\begin{aligned}
(D.24) \quad T_{\text{enc}} &= f \cdot T_{\text{reduce}}(p_r + 1, \frac{n^2}{P}) + \gamma \frac{fn^2}{P} + \gamma f(f+1)(p_r - f) \\
&\leq 2\alpha f \log(p_r + 1) + 2\beta \frac{fn(n+1)}{P} + \gamma \frac{2fn^2}{P} + \gamma f(f+1)(p_r - f) \\
&= (\frac{4f}{p_c} \cdot 2\alpha n \log p_r) \frac{p_c \log(p_r + 1)}{n \log(p_r^4)} + (\frac{4f}{p_c} \cdot \beta \frac{1}{2} \frac{p_c n(n+1)}{P}) \\
&\quad + (\frac{4f}{p_c} \cdot \gamma \frac{n^2(n+1)}{P}) \frac{p_c}{2(n+1)} + (\frac{f}{p_c} \cdot \gamma \frac{n^2(n+1)}{P}) \frac{(f+1)p_c(p_r - f)}{n^2(n+1)} \\
(D.25) \quad &\leq \frac{5f}{p_c} T_{QR},
\end{aligned}$$

where for the last inequality we use $f \leq \frac{1}{2} \min\{p_r, p_c\}$ and $P = p_r p_c \leq n$. From Lemma D.2, we have:

$$\begin{aligned}
(D.26) \quad T_{\text{post}} &\leq f \cdot T_{\text{broadcast}}(p_r, \frac{2n^2}{P}) + f \cdot T_{\text{reduce}}(p_r, \frac{2n^2}{P}) + \gamma \frac{4fn^2}{P} \\
&\leq f(\sqrt{\alpha \log(p_r)} + \sqrt{\beta \frac{2n^2}{P}})^2 + 2\alpha f \log(p_r) + 2\beta \cdot \frac{2fn^2}{P} + \gamma \frac{6fn^2}{P} \\
&\leq 4\alpha f \log(p_r) + 8\beta \cdot \frac{fn^2}{P} + \gamma \frac{6fn^2}{P} \\
&\leq (\frac{16f}{p_c} \cdot 2\alpha n \log(p_r)) \cdot \frac{p_c}{8n} + \frac{16f}{p_c} \cdot \beta \frac{1}{2} \frac{p_c n(n+1)}{P} \\
&\quad + (\frac{16f}{p_c} \cdot \gamma \frac{n^2(n+1)}{P}) \frac{3p_c}{8(n+1)} \\
(D.27) \quad &\leq \frac{16f}{p_c} T_{QR} \text{ (using } p_c \leq n\text{)}.
\end{aligned}$$

Using (A.1), we have:

$$(D.28) \quad T_{\text{comp}}^\alpha = O(1).$$

Combining the bounds (D.25), (D.27) and (D.18), we obtain that:

$$\begin{aligned}
T_{\text{coding}} &= T_{\text{enc}} + T_{\text{post}} + T_{\text{comp}} \leq (\frac{6f}{p_c} + \frac{16f}{p_c} + \frac{f}{p_r}) T_{QR} = (\frac{22f}{p_c} + \frac{f}{p_r}) T_{QR}, \\
\therefore T_{\text{coding}} &= O\left(\frac{f}{p_r} + \frac{f}{p_c}\right) T_{QR}.
\end{aligned}$$

From Lemma D.2, we have:

$$\begin{aligned}
T_{\text{recov}} &\leq T_{\text{reduce}}(p_r, \frac{fn^2}{P}) + \gamma \left[\frac{fn^2}{P} + \frac{2}{3} \frac{fn^2}{P} + \frac{fn^2}{P} \right] \\
&\quad \text{(using } f_1^2 \leq f_1^3 \leq f^3 \leq f p_r p_c = fP \leq \frac{fn^2}{P}\text{)} \\
&\leq 3T_{\text{enc}} \leq \frac{12f}{p_c} T_{QR}, \\
\therefore T_{\text{recov}} &= O\left(\frac{f}{p_c}\right) T_{QR}
\end{aligned}$$

From (D.24), (D.26) and (D.28) , we have:

$$\begin{aligned}
T_{\text{enc}}^\alpha &\leq 2\alpha f \log(p_r + 1) + 2\alpha \log(p_r + f) = O(\alpha f \log(p_r)), \\
T_{\text{post}}^\alpha &\leq 4\alpha f \log(p_r) = O(\alpha f \log(p_r)), \\
T_{\text{coding}}^\alpha &= T_{\text{enc}}^\alpha + T_{\text{post}}^\alpha + T_{\text{comp}}^\alpha = O(\alpha f \log(p_r)) \\
&= O\left(\frac{f}{n}\right) 2\alpha n \log(p_r) \leq O\left(\frac{f}{n}\right) T_{\text{QR}}^\alpha \text{ (by (A.2))}, \\
T_{\text{coding}}^\alpha &= O\left(\frac{f}{n}\right) T_{\text{QR}}^\alpha.
\end{aligned}$$

□