

# Saddle avoidance of noise-induced transitions in multiscale systems

Reyk Börner,<sup>1,2,\*</sup> Ryan Deeley,<sup>3,\*</sup> Raphael Römer,<sup>4</sup> Tobias Grafke,<sup>5</sup> Valerio Lucarini,<sup>1,2</sup> and Ulrike Feudel<sup>3</sup>

<sup>1</sup>*Department of Mathematics and Statistics, University of Reading, Reading, UK*

<sup>2</sup>*Centre for the Mathematics of Planet Earth, University of Reading, Reading, UK*

<sup>3</sup>*Theoretische Physik/Komplexe Systeme, ICBM, Carl von Ossietzky Universität Oldenburg, Oldenburg, Germany*

<sup>4</sup>*Department of Mathematics and Statistics, University of Exeter, Exeter, UK*

<sup>5</sup>*Mathematics Institute, University of Warwick, Coventry, UK*

(Dated: June 12, 2024)

In multistable dynamical systems driven by weak Gaussian noise, transitions between competing states are often assumed to pass via a saddle on the separating basin boundary. Instead, we show that timescale separation can cause saddle avoidance in non-gradient systems. Using toy models from neuroscience and ecology, we study cases where sample transitions deviate strongly from the instanton predicted by Freidlin-Wentzell theory, even for weak finite noise. We attribute this to a flat quasipotential and present an approach based on the Onsager-Machlup action to aptly predict transition paths.

Multistable systems, when randomly perturbed, may undergo transitions between their coexisting attracting states [1, 2]. Examples range from brain activity [3] and gene regulation [4] to lasers [5], planetary atmospheres [6] and the earth system [7, 8]. Transitions often represent high-impact low-probability events, e.g. financial crashes [9], ecosystem collapse [10], and climate tipping points [11–13]. Understanding critical transitions is crucial to assess a system’s stability and resilience [14].

Noise-driven systems are commonly formulated as stochastic differential equations (SDEs) of Itô type,

$$d\mathbf{x} = \mathbf{b}(\mathbf{x}) dt + \sigma \Sigma(\mathbf{x}) d\mathbf{W}_t, \quad \mathbf{x}(0) = \mathbf{x}_0, \quad t \geq 0, \quad (1)$$

where  $\mathbf{x}(t) \in \mathbb{R}^D$  evolves under the combined effect of the deterministic drift  $\mathbf{b}(\mathbf{x}(t)) : \mathbb{R}^D \rightarrow \mathbb{R}^D$  and a stochastic forcing by a  $D$ -dimensional Wiener process  $\mathbf{W}_t$  scaled with noise amplitude  $\sigma > 0$ . We assume that the system  $\dot{\mathbf{x}} = \mathbf{b}(\mathbf{x})$  possesses multiple attractors and consider non-degenerate noise, ensuring the covariance matrix  $\mathbf{Q}(\mathbf{x}) = \Sigma(\mathbf{x})\Sigma^\top(\mathbf{x}) \in \mathbb{R}^{D \times D}$  is invertible [15]. This modeling framework is fundamental to climate physics (Hasselmann’s programme [16–18]), chemical physics [19], theoretical biology [4, 14], and further applications of complex physics [5, 20–22].

The theory and intuition about systems described by Eq. (1) is often guided by the *gradient* case, where  $\mathbf{b}(\mathbf{x}) = -\nabla V(\mathbf{x})$ , and isotropic noise is assumed. The potential  $V : \mathbb{R}^D \rightarrow \mathbb{R}$  then describes an energy landscape that visualizes the system’s global stability, with attractors located at local minima of the landscape and *saddles* marking “mountain passes” for transitions – where trajectories are most likely to cross between different valleys. However, most systems of interest are out of equilibrium, meaning no  $V$  exists whose negative gradient is  $\mathbf{b}$ .

For this general *non-gradient* case, Freidlin-Wentzell (FW) theory [23] introduces the *quasipotential* (Eq. (7)) as an energy-like scalar field [23–27]. Following a large deviation principle [28], the quasipotential is computed via a variational approach of minimizing the FW *action*

(Eq. (3)). Intuitively, the action measures the “energetic cost” of a trajectory in the limit of vanishing noise. Thus, as  $\sigma \rightarrow 0$ , transitions between competing attractors concentrate around a minimum action path, or *instanton*, and the probability of deviating from the instanton becomes exponentially small [23, 29].

In most cases, the instanton from one attractor to another passes through a saddle of  $\mathbf{b}$  where the quasipotential has a minimum along the boundary separating the different basins of attraction [15, 30, 31]. Transition rates can be computed in terms of this quasipotential value at the saddle [32]. These results from FW theory have established the wide-spread view of saddles acting as gateways of noise-induced transitions.

However, the  $\sigma \rightarrow 0$  limit is never attained in reality; various counter-examples attest that if the noise is weak yet non-infinitesimal, noise-induced transitions do not necessarily pass via a saddle [21, 33–38]. Here we show that saddle avoidance can occur when non-gradient dynamics feature fast and slow degrees of freedom. We demonstrate that sample transition paths may deviate significantly from the FW instanton, even for noise so weak that transitions become extremely rare. We resolve the apparent disagreement between FW theory and observations using the quasipotential and a stochastic action functional.

*Defining Transitions.* Suppose Eq. (1) has two stable equilibria  $\mathbf{x}_R, \mathbf{x}_L$  with basins of attraction  $\mathcal{B}_R, \mathcal{B}_L \subset \mathbb{R}^D$ , separated by the basin boundary  $\partial\mathcal{B}$ . We define a transition path  $\phi_t^{RL}$  as a trajectory that, after exiting a small neighborhood  $R$  around  $\mathbf{x}_R$ , enters a small neighborhood  $L$  around  $\mathbf{x}_L$  without re-entering  $R$ . Two timescales characterize the transition  $\phi_t^{RL}$ : the *mean exit time*  $\langle \tau_\sigma^{RL} \rangle$ , i.e. the expected waiting time until a trajectory initialized at  $\mathbf{x}_R$  leaves  $\mathcal{B}_R$ , and the *mean transition time*  $\langle t_\sigma^{RL} \rangle$ , i.e. the average time  $\phi_t^{RL}$  takes to travel to  $L$  after last leaving  $R$ . Large values of  $r_\sigma^{RL} := \langle \tau_\sigma^{RL} \rangle / \langle t_\sigma^{RL} \rangle$  indicate that individual transitions are *rare* and therefore occur as a memory-less Poisson process. In what follows

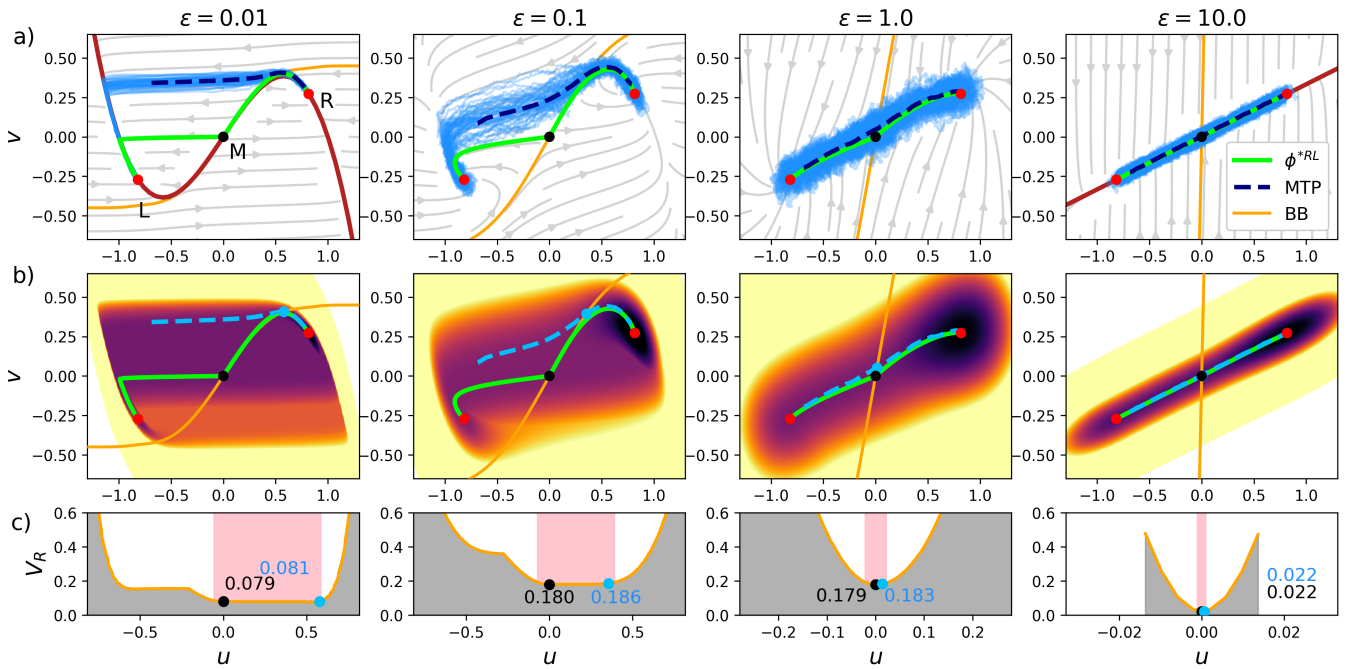


Figure 1. FHN model for  $\varepsilon = (0.01, 0.1, 1, 10)$  at  $\sigma(\varepsilon) \approx (0.08, 0.12, 0.12, 0.04)$ . a) Phase space with equilibria  $\mathbf{x}_{L,R}$  (red), saddle  $\mathbf{x}_M$  (black), drift  $\mathbf{b}$  (gray flow lines), instanton  $\varphi^{*RL}$  (green), 50 sample transition paths (light blue), MTP (blue dashed), and basin boundary (BB, orange); critical manifolds (red) for  $\varepsilon \rightarrow 0$  (left) and  $1/\varepsilon \rightarrow 0$  (right panel). b) Like a) but with  $V_R(\mathbf{x})$  on logarithmic colormap (black:  $V_R = 0$ ; brighter = larger  $V_R$ ), showing  $\mathbf{x}_c$  (blue point) where MTP crosses BB. c)  $V_R(\mathbf{x})$  along BB, indicating values at  $\mathbf{x}_M$  (black) and  $\mathbf{x}_c$  (blue), and the region  $\mathcal{Z}$  (red shading).

we choose  $\sigma$  such that  $r_\sigma^{RL} \gg 1$ . We investigate the transition behavior in two paradigmatic two-dimensional multiscale models, one driven by additive and another by multiplicative noise.

*FitzHugh-Nagumo Model.* To study saddle avoidance in a text-book multiscale system, we turn to the FitzHugh-Nagumo (FHN) model originally conceived to describe a spiking neuron [39, 40], in the form

$$\mathbf{b}_{\text{FHN}}(u, v) = \begin{pmatrix} \varepsilon^{-1}(-u^3 + u - v) \\ -\beta v + u \end{pmatrix}. \quad (2)$$

Here  $\mathbf{x} = (u, v) \in \mathbb{R}^2$  is the two-dimensional state vector,  $\varepsilon > 0$  denotes the timescale parameter, and we set  $\beta = 3$ . We consider Eq. (1) with  $\mathbf{b} = \mathbf{b}_{\text{FHN}}$  and identity covariance matrix  $\mathbf{Q} = \mathbf{I}_2$  (additive noise). The noise-free system is bistable, possessing stable equilibrium points at  $\mathbf{x}_{R,L} = \pm(\sqrt{2/3}, \sqrt{2/3^3})$  and a saddle point at  $\mathbf{x}_M = (0, 0)$ .

For  $\varepsilon \ll 1$ , Eq. (2) describes a *fast-slow* system where  $u$  is *fast*, while  $v$  is *slow* [41]. In the  $u$ -direction, deterministic trajectories rapidly approach the *critical manifold*  $C_0 := \{(u, v) \in \mathbb{R}^2 : v = -u^3 + u\}$  to which the slow dynamics is confined as  $\varepsilon \rightarrow 0$  [41]. The cubic form of  $C_0$  yields two saddle-node bifurcations with respect to  $v$ . Two stable branches of  $C_0$  are separated by an unstable branch between the fold points  $v_c^\pm = \pm\sqrt{4/3^3}$ .

For such stochastic fast-slow systems with  $0 < \varepsilon \ll$

1, one anticipates sample trajectories to closely track the stable part of  $C_0$  until they approach a fold point, where they may abruptly transition to the opposite stable branch [42, 43]. By contrast, FW theory predicts that sample transition paths pass arbitrarily near the saddle for sufficiently small  $\sigma$ . We thus face two competing limits,  $\sigma \rightarrow 0$  and  $\varepsilon \rightarrow 0$ , when studying weakly noise-driven multiscale systems [44].

We sample 100 transitions  $\phi_t^{RL}$  for each  $\varepsilon \in \{0.01, 0.1, 1, 10\}$ , fixing  $\sigma(\varepsilon)$  to maintain  $r_\sigma^{RL} \approx 10^5$  (details in Supplementary Material (SI) [45]). The ensembles of transition paths concentrate within a tube around a *mean sample transition path* (MTP), which we compute by spatial averaging over the ensemble (Fig. 1a). Additionally, using the geometric minimum action method (gMAM) [46], we compute the corresponding instantons  $\varphi^{*RL}$  which minimize the FW action functional  $S_T$  over the set  $\mathcal{C}_{RL}^T$  of paths  $\varphi_t$  leading from  $\mathbf{x}_R$  to  $\mathbf{x}_L$  in any time  $T > 0$ ,

$$S_T[\varphi_t] = \frac{1}{2} \int_0^T \|\dot{\varphi}_t - \mathbf{b}(\varphi_t)\|_{\mathbf{Q}(\varphi_t)}^2 dt. \quad (3)$$

This integral measures the “work” done against  $\mathbf{b}$ , as weighted via the  $\mathbf{Q}$ -metric  $\|\mathbf{v}\|_{\mathbf{Q}} := \sqrt{\langle \mathbf{v}, \mathbf{Q}^{-1}\mathbf{v} \rangle}$ . The computed instantons always pass through the saddle (Fig. 1a). They approach it at an angle relative to  $\partial\mathcal{B}$  that narrows as  $\varepsilon$  decreases, becoming tangential to  $\partial\mathcal{B}$

when  $\varepsilon < 1/3$  [47]. For  $\varepsilon \in \{1, 10\}$ , the MTP closely matches the instanton and all sample paths cross the basin boundary within  $\sim \sigma$  distance on either side of the saddle [48]. Contrarily, for  $\varepsilon \in \{0.01, 0.1\}$  sample transitions avoid the saddle: the MTP diverges from the instanton once close to the basin boundary [34], which happens before reaching the saddle (see SI). Once the noise kicks the trajectory into the competing basin, it is repelled from the basin boundary stronger than it is attracted towards the saddle.

This multiple timescale effect manifests itself in the ratio of the negative and positive eigenvalues  $\lambda_{\mp}$  of the Jacobian of  $\mathbf{b}$  at the saddle,  $\mu := |\lambda_-|/\lambda_+$ . In the FHN model,  $0 < \varepsilon < 1/\beta$  implies  $\mu < 1$ , which is the condition for saddle avoidance given in Ref. [47]. If  $\mu < 1$ , sample transition paths avoid the saddle on an extended length scale  $\mathcal{O}(\sigma^\mu)$  [47, 49, 50], since their exit points when crossing the basin boundary then follow a one-sided Weibull distribution [51], whose mode approaches the saddle only logarithmically as  $\sigma \rightarrow 0$  [35, 47]. In the FHN model, we have  $\mu \approx 2\varepsilon$  when  $\varepsilon \ll 1$ , which highlights the intimate link between saddle avoidance and timescale separation (see Fig. S1 in SI).

The case  $\varepsilon = 0.01$  exemplifies the fast-slow behavior anticipated for  $\varepsilon \rightarrow 0$ : the MTP escapes from the basin boundary near the bifurcation point  $v_c^+$  where  $C_0$  becomes unstable (Fig. 1a). In the opposite limit  $1/\varepsilon \rightarrow 0$ , the critical manifold given by  $\beta v = u$  is globally stable; both the instanton and sample transition paths are forced onto this line for  $\varepsilon = 10$ .

Can we understand the observed transition behavior by means of the *quasipotential*  $V_R$  (Eq. (7)), which measures the “difficulty” of reaching a point  $\mathbf{x}$  from  $\mathbf{x}_R$ ? As  $\sigma \rightarrow 0$ , the probability of passing through the global minimum  $\mathbf{x}^*$  of  $V_R$  along the basin boundary  $\partial\mathcal{B}$  approaches 1 [23]. For finite  $\sigma$ , however, the large deviation principle underlying FW theory (Eq. (6)) suggests that transitions may cross with similar probability in regions  $\mathcal{Z}(\sigma) = \{\mathbf{z} \in \partial\mathcal{B} : V_R(\mathbf{z}) \leq V_R(\mathbf{x}^*) + \sigma^2\}$ .

We compute  $V_R$  for the  $\varepsilon$ -cases considered using the OLIM4VAD algorithm [52] (see SI). For  $\varepsilon = 10$ , a narrow channel of low quasipotential connects  $\mathbf{x}_R$  with  $\mathbf{x}_L$  (Fig. 1b). As  $\varepsilon$  decreases, however,  $V_R$  increasingly flattens along the  $v$ -direction, leading to an extended *quasipotential plateau* around the saddle  $\mathbf{x}_M$ . Along  $\partial\mathcal{B}$ ,  $V_R$  indeed assumes a global minimum at  $\mathbf{x}_M$  for all  $\varepsilon$ , but the curvature of  $V_R$  around  $\mathbf{x}_M$  becomes small for small  $\varepsilon$  (Fig. 1c). The low curvature implies the lack of a clear “mountain pass” and a widened “danger zone”  $\mathcal{Z}(\sigma)$  around  $\mathbf{x}_M$ , whose length converges more slowly to 0 as  $\sigma \rightarrow 0$ . This large deviation theoretical argument aligns with the occurrence of saddle avoidance on the extended length scale  $\mathcal{O}(\sigma^\mu)$  (see above, [47]).

Crucially, sample transition paths do not distribute proportionally to  $\exp(-V_R/\sigma^2)$  across the flat quasipotential region but are skewed away from the saddle: the

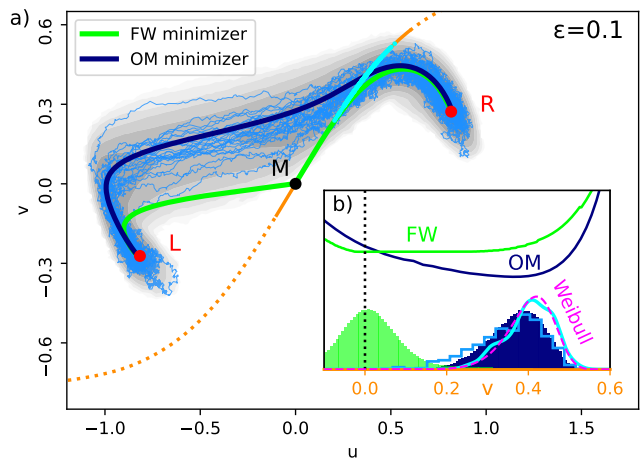


Figure 2. FHN model. a) FW (green) and OM (dark blue) minimizer compared with sample paths (light blue) for the transition  $\phi_t^{RL}$ , showing pathspace sampling density (gray) and basin boundary (orange). b) Cross section along basin boundary (projected onto  $v$ ). Top lines: quasipotential from minimizing FW/OM; histograms: crossing point distributions for direct sampling (light blue) vs. pathspace sampling using FW (green) and OM (dark blue) functionals; sampled first-exit point distribution (cyan) compared to rescaled Weibull distribution (magenta).

boundary-crossing location  $\mathbf{x}_c(\varepsilon, \sigma)$  of the MTP lies at the end of  $\mathcal{Z}$ , far from  $\mathbf{x}_M$ . Yet, since  $V_R(\mathbf{x}_c) - V_R(\mathbf{x}_M) \sim \sigma^2 \ll V_R(\mathbf{x}_M)$  for small  $\sigma$ , Kramers’ scaling of the transition rate is observed despite saddle avoidance (see SI and App. 1).

*Action Functionals.* While the quasipotential can explain the occurrence of saddle avoidance, the question remains how to predict the location distribution of transition paths for finite noise. If the noise is additive, there is increasing confidence [53–56] that the appropriate variational problem entails minimizing the *Onsager-Machlup* (OM) action [54–59],

$$\tilde{S}_T^\sigma[\varphi_t] = S_T[\varphi_t] + \frac{\sigma^2}{2} \int_0^T \nabla \cdot \mathbf{b}(\varphi_t) dt, \quad (4)$$

which adds a  $\sigma$ -dependent correction term to the FW action. This term acts as a “penalty” proportional to the divergence of  $\mathbf{b}$  along the path. As we show in the SI, saddle avoidance is directly related to a positive divergence at the saddle.

Minimizing the OM action allows us to derive a candidate for the most probable transition path. Although the minimization over  $T \in [0, \infty)$  is ill-defined in the OM case [59], one can often select a characteristic path travel time  $T$ ; here we fix  $T = \langle t_\sigma^{RL} \rangle$  to match the kinetics of the process. Numerically, we use the OM action formulation to perform *pathspace sampling* (see SI), which yields a transition path density identical to that of sampling Eq. (1) via Monte Carlo simulation conditioned on the start

and end points [60, 61].

We focus on the FHN model for  $\varepsilon = 0.1$  and  $\sigma \approx 0.119$ . The minimizer of the OM action over  $\mathcal{C}_{RL}^T$  avoids the saddle and yields an appropriate approximation of the MTP (Fig. 2a). Further, pathspace sampling using the OM action indeed recovers the observed transition path density (unlike using the FW action, see Fig. 2), and the first-exit points are accurately described by a Weibull distribution  $\rho(\sigma, \varepsilon, A)$  with  $A \approx 1.23$ , corroborating Ref. [47]. The difference between the first-exit point and boundary crossing point distributions in Fig. 2b results from transition paths sometimes crossing the basin boundary multiple times before reaching the competing attractor.

Our results show that the OM minimizer gives better predictions of sample transition paths. This motivates constructing a finite-noise, finite-time quasipotential landscape in the spirit of Eq. (7) but with  $T$  fixed and  $\hat{S}_T^\sigma$  replacing  $S_T$ . This quantity exhibits a minimum on the basin boundary where sample transition paths are observed to cross (Fig. 2b).

*Two Competing Species.* In multiscale systems with more than two attractors, FW theory may accurately predict the path of one transition scenario while failing for another. We show this in a system of two competing species  $A$  and  $B$  perturbed by *multiplicative* noise (COMP) [62]. The growth of each population is modeled with an Allee effect [63] according to

$$\mathbf{b}_{\text{comp}}(x, y) = \begin{pmatrix} x(x - \alpha_A)(1 - x) - \beta_A xy \\ \varepsilon[y(y - \alpha_B)(1 - y) - \beta_B xy] \end{pmatrix}. \quad (5)$$

Here  $x$  and  $y$  denote the population densities of species  $A$  and  $B$ , respectively, which each go extinct below their critical density  $\alpha_A = 0.1$ ,  $\alpha_B = 0.3$ . The parameter  $\varepsilon$  represents the ratio of net growth rates of the two species. The competition term is controlled by  $\beta_A = 0.18$  and  $\beta_B = 0.1$ . This choice of parameters yields four stable equilibrium points: a state  $\mathbf{x}_{AB}$  where both species coexist, two states  $\mathbf{x}_A, \mathbf{x}_B$  where only one species survives, and a full extinction state  $\mathbf{x}_E$ . Additionally, four saddle points and one repeller exist in the non-negative quadrant (Fig. 3a). As with the FHN model, we investigate the dynamics of Eq. (1), now for  $\mathbf{b} = \mathbf{b}_{\text{comp}}$  and a state-dependent covariance matrix  $\mathbf{Q} = \text{diag}(x, y)$  mimicking population fluctuations [64, 65].

Several transition scenarios are possible. We focus on the extinction of one species, realized by the two scenarios  $AB \rightarrow A$  and  $AB \rightarrow B$ . If both species have similar net growth rates ( $\varepsilon \approx 1$ ), both scenarios are characterized by a well-defined transition channel and distinct quasipotential minimum on the relevant basin boundary (Fig. 3). The MTPs track the FW instanton and cross near the corresponding saddle. Contrarily, the two scenarios differ when one species grows faster than the other (e.g.  $\varepsilon = 0.01$ ): transitions  $AB \rightarrow A$  follow the instanton in a narrow quasipotential channel, whereas for  $AB \rightarrow B$  the

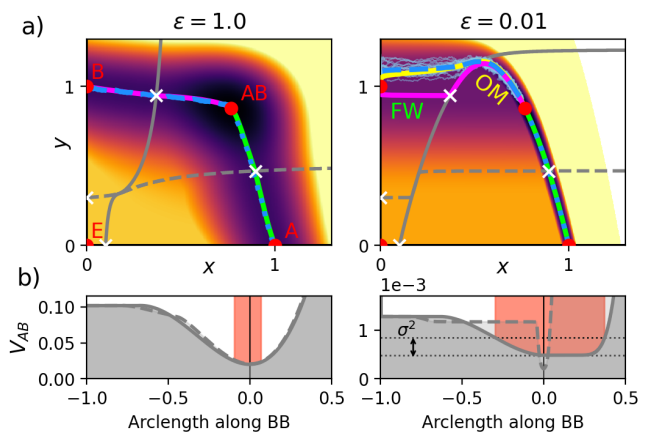


Figure 3. COMP model. a)  $V_{AB}$  with respect to  $\mathbf{x}_{AB}$  (brighter indicates larger  $V_{AB}$ ) for  $\varepsilon \in \{1, 0.01\}$ , FW instantons to  $\mathbf{x}_A$  (magenta) and  $\mathbf{x}_B$  (green), and corresponding MTPs (dashed blue); OM minimizer (yellow) shown for the saddle-avoidant scenario. Basin boundaries (BB, gray lines), attractors (red points), and saddles (white crosses) are shown. b)  $V_{AB}$  along the solid/dashed BB displayed in a), as a function of arclength from the respective saddle, highlighting  $\mathcal{Z}$  (red shading) for the solid BB.

MTP detaches from the instanton and avoids the saddle in a region of flat quasipotential  $V_{AB}$  induced by the fast-slow dynamics.

For the COMP system, it is possible to obtain the OM minimizer as before by performing a coordinate transform  $x \rightarrow 2\sqrt{x}$ ,  $y \rightarrow 2\sqrt{y}$  that effectively leads to an additive noise problem (see SI). Again, we find that the OM minimizer avoids the saddle and agrees with the MTP obtained from direct simulation samples (Fig. 3a).

*Discussion.* Multiscale dynamics can cause noise-induced transitions to bypass the saddle point between competing attracting states. Since physical systems are typically non-gradient, noisy and multiscale, this phenomenon can appear in various applications, even where transitions classify as rare events. Transition path ensembles may deviate strongly from the minimizer of the FW action for weak yet finite noise, while Kramers' law remains valid. These properties are possible due to a flat quasipotential along the basin boundary, which may occur due to timescale separation in the drift term for additive and multiplicative noise alike.

Despite avoiding the instanton, sample transition paths still tend to bundle within a tube around a typical transition path, manifesting the general notion of dynamical typicality [66, 67]. For additive noise of finite amplitude, minimizing the OM action (for an appropriate path travel time  $T$ ) yields an apt prediction of this most probable transition path and the transition path distribution, in contrast to minimizing the FW action. For multiplicative noise, computing finite-noise most probable transition paths is a topic of ongoing research [53, 54, 68]. In-

terestingly, estimating the FW minimizer with machine learning using *deep gMAM* [69] yields a path that more closely resembles the OM minimizer instead of the true FW instanton [70]. Addressing the mathematical challenges of multiplicative and degenerate noise are of great interest for future work.

Ref. [47] presented a path-geometric study of saddle avoidance in two dimensions based on the local stability at the saddle. Our work complements this by a) providing a global stability viewpoint based on the quasipotential, b) considering the stability of the critical manifold around the saddle, and c) clarifying the link between saddle avoidance, positive divergence at the saddle, and multiscale dynamics. These concepts may enable anticipating saddle avoidance also in non-gradient fast-slow systems of higher dimension: if the saddle exists on an unstable branch of the critical manifold, we conjecture that repulsion away from the saddle outweighing attraction towards it will generally cause the instanton to approach the basin boundary tangentially, resulting in a quasipotential plateau along the saddle's stable set. Other physical interpretations of saddle avoidance, such as anisotropic friction [36], may be interpreted as a multiscale feature. Linking our findings to recent literature on coarse-graining [71, 72] could provide further insights into multiscale stochastic systems.

While transitions driven by Lévy noise are known to avoid the saddle [73], our results challenge the generic role of saddles as gateways of noise-induced transitions also under Gaussian noise. Saddle avoidance limits the classical applicability of FW theory for predicting most probable transition paths in multiscale systems, since the regime of weak but finite noise will often apply to rare events of relevance. Especially for high-impact low-likelihood events, understanding where in state space transitions will likely occur is crucial to assess a system's resilience to random fluctuations.

The authors wish to thank P. Ditlevsen for suggesting the FHN model, M. Harsh for suggesting to transform the COMP system, P. Ashwin, M. Cameron, K. Lux, C. Nesbitt, T. Tél, and J. Wouters for valuable discussions, and E. Simonnet for checking our results on the FHN model using *deep gMAM*. We are grateful for useful comments by three anonymous reviewers who helped improve the revised manuscript. RB, RD, RR, VL and UF gratefully acknowledge funding from the European Union's Horizon 2020 research and innovation programme under the Marie Skłodowska-Curie Grant agreement no. 956170 (CriticalEarth). VL acknowledges the support received from the EPSRC project EP/T018178/1 and from the EU Horizon 2020 project TiPES (grant no. 820970) and ClimTIP (grant no. 101137601). TG acknowledges support from EPSRC projects EP/T011866/1 and EP/V013319/1. For the purpose of open access, the authors have applied a Creative Commons Attribution (CC BY) licence to any Author Accepted Manuscript version

arising from this submission. The simulations were performed at the HPC Cluster ROSA, located at the University of Oldenburg (Germany) and funded by the DFG through its Major Research Instrumentation Programme (INST 184/225-1 FUGG) and the Ministry of Science and Culture (MWK) of the Lower Saxony State.

## Appendix 1: Freidlin-Wentzell Theory

Consider the set  $\mathcal{C}_{IF}^T$  of paths leading from  $\mathbf{x}_I$  to  $\mathbf{x}_F$  in time  $T$ . For  $\sigma \rightarrow 0$ , the probability that a solution  $\phi_t$  to Eq. (1) initialized at  $\mathbf{x}_I$  remains inside a  $\delta$ -tube of a path  $\varphi_t \in \mathcal{C}_{IF}^T$  follows

$$\mathbb{P}_\sigma \left( \sup_{0 \leq t \leq T} \|\phi_t - \varphi_t\| < \delta \right) \stackrel{\sigma \downarrow 0}{\asymp} \exp \left( -\frac{S_T[\varphi_t] + \varepsilon_\delta}{\sigma^2} \right). \quad (6)$$

Here  $\asymp$  denotes asymptotic logarithmic equivalence and  $\varepsilon_\delta$  satisfies  $\lim_{\delta \downarrow 0} \varepsilon_\delta = 0$  [23, 74]. The rate function  $S_T[\varphi_t]$  is the FW *action functional* given in Eq. (3).

Rare events will most probably be realized in the least unlikely way, implying that sample transitions will converge asymptotically to a minimum action path, or *instanton*,  $\varphi^{*IF} := \arg \min_{T>0} \min_{\varphi_t \in \mathcal{C}_{IF}^T} S_T[\varphi_t]$  [29]. The “difficulty” of reaching any point  $\mathbf{x}_F$  from a reference attractor  $\mathbf{x}_R$  is quantified by the FW *quasipotential*,

$$V_R(\mathbf{x}_F) = \inf_{T>0} \inf_{\varphi_t \in \mathcal{C}_{RF}^T} S_T[\varphi_t]. \quad (7)$$

By definition,  $V_R(\mathbf{x}_R) = 0$  is the only local and thus global minimum. In our context, where  $\mathbf{x}_F = \mathbf{x}_L$  is the final attractor, transitions  $\varphi_t^{RL}$  can reach  $\mathbf{x}_L$  at zero action after crossing the boundary  $\partial\mathcal{B}$  (by following a flow line of  $\mathbf{b}$ ); therefore their most probable boundary crossing location for  $\sigma \rightarrow 0$  is at the global minimum of  $V_R$  when restricting to  $\partial\mathcal{B}$ , typically a saddle of  $\mathbf{b}$ . This minimum determines the Kramers-like scaling law [23, 48, 74–77],  $\langle \tau_\sigma^{RL} \rangle \asymp \exp(\sigma^{-2} \min_{\mathbf{x} \in \partial\mathcal{B}} V_R(\mathbf{x}))$ , emphasizing the relevance of saddles for noise-induced transitions as  $\sigma \rightarrow 0$ .

---

\* R.B. and R.D. contributed equally to this work.

- [1] U. Feudel, *Int. J. Bifurcation Chaos* **18**, 1607 (2008).
- [2] A. N. Pisarchik and U. Feudel, *Physics Reports Control of multistability*, **540**, 167 (2014).
- [3] B. A. W. Brinkman, H. Yan, A. Maffei, I. M. Park, A. Fontanini, J. Wang, and G. La Camera, *Applied Physics Reviews* **9**, 011313 (2022).
- [4] P. C. Bressloff, *Journal of Physics A: Mathematical and Theoretical* **50**, 133001 (2017).
- [5] C. Masoller, *Phys. Rev. Lett.* **88**, 034102 (2002).
- [6] F. Bouchet, J. Rolland, and E. Simonnet, *Physical review letters* **122**, 074502 (2019).
- [7] N. Boers, M. Ghil, and T. F. Stocker, *Environ. Res. Lett.* **17**, 093006 (2022).

- [8] D.-D. Rousseau, W. Bagniewski, and V. Lucarini, *Sci Rep* **13**, 11290 (2023), number: 1 Publisher: Nature Publishing Group.
- [9] J.-P. Bouchaud and R. Cont, *Eur. Phys. J. B* **6**, 543 (1998).
- [10] I. Bashkirtseva and L. Ryashko, *Chaos: An Interdisciplinary Journal of Nonlinear Science* **21**, 047514 (2011).
- [11] P. Ashwin, S. Wiczorek, R. Vitolo, and P. Cox, *Philosophical Transactions of the Royal Society A: Mathematical, Physical and Engineering Sciences* **370**, 1166 (2012).
- [12] V. Lucarini and T. Bódai, *Phys. Rev. Lett.* **122**, 158701 (2019).
- [13] P. D. Ditlevsen and S. J. Johnsen, *Geophysical Research Letters* **37** (2010).
- [14] C. S. Holling, *Annu. Rev. Ecol. Syst.* **4**, 1 (1973).
- [15] V. Lucarini and T. Bódai, *Nonlinearity* **33**, R59 (2020).
- [16] K. Hasselmann, *Tellus* **28**, 473 (1976).
- [17] L. Arnold, in *Stochastic climate models* (Springer, 2001) pp. 141–157.
- [18] V. Lucarini and M. D. Chekroun, *Nat Rev Phys* **5**, 744 (2023), number: 12 Publisher: Nature Publishing Group.
- [19] M. I. Dykman, E. Mori, J. Ross, and P. M. Hunt, *The Journal of Chemical Physics* **100**, 5735 (1994).
- [20] S. L. T. de Souza, A. M. Batista, I. L. Caldas, R. L. Viana, and T. Kapitaniak, *Chaos, Solitons & Fractals* **32**, 758 (2007).
- [21] B. Schäfer, M. Matthiae, X. Zhang, M. Rohden, M. Timme, and D. Witthaut, *Phys. Rev. E* **95**, 060203 (2017).
- [22] M. I. Dykman and M. A. Krivoglaz, *Sov. Phys. JETP* **50**, 30 (1979).
- [23] M. I. Freidlin and A. D. Wentzell, *Random perturbations of dynamical systems* (Springer, 1998).
- [24] M. K. Cameron, *Physica D: Nonlinear Phenomena* **241**, 1532 (2012).
- [25] J. X. Zhou, M. D. S. Aliyu, E. Aurell, and S. Huang, *Journal of The Royal Society Interface* **9**, 3539 (2012).
- [26] P. Zhou and T. Li, *The Journal of Chemical Physics* **144**, 094109 (2016).
- [27] R. Graham and T. Tél, *Physical Review A* **33**, 1322 (1986).
- [28] H. Touchette, *Physics Reports* **478**, 1 (2009).
- [29] T. Grafke and E. Vanden-Eijnden, *Chaos* **29**, 063118 (2019).
- [30] G. Margazoglou, T. Grafke, A. Laio, and V. Lucarini, *Proceedings of the Royal Society A: Mathematical, Physical and Engineering Sciences* **477**, 20210019 (2021).
- [31] V. Lucarini and T. Bódai, *Nonlinearity* **30**, R32 (2017).
- [32] F. Bouchet and J. Reygner, *Ann. Henri Poincaré* **17**, 3499 (2016).
- [33] R. S. Maier and D. L. Stein, *Physical Review E* **48**, 931 (1993).
- [34] R. S. Maier and D. L. Stein, *Physical review letters* **69**, 3691 (1992).
- [35] D. G. Luchinsky, R. S. Maier, R. Mannella, P. V. E. McClintock, and D. L. Stein, *Phys. Rev. Lett.* **82**, 1806 (1999).
- [36] A. Berezhkovskii, L. Berezhkovskii, and V. Zitserman, *Chemical Physics* **130**, 55 (1989).
- [37] S. H. Northrup and J. A. McCammon, *The Journal of Chemical Physics* **78**, 987 (1983).
- [38] N. Agmon and R. Kosloff, *J. Phys. Chem.* **91**, 1988 (1987).
- [39] R. FitzHugh, *Biophysical Journal* **1**, 445 (1961).
- [40] J. Nagumo, S. Arimoto, and S. Yoshizawa, *Proc. IRE* **50**, 2061 (1962).
- [41] C. Kuehn, *Multiple time scale dynamics*, Vol. 191 (Springer, 2015).
- [42] C. Kuehn, *Physica D: Nonlinear Phenomena* **240**, 1020 (2011).
- [43] X. Zhang, C. Kuehn, and S. Hallerberg, *Phys. Rev. E* **92**, 052905 (2015).
- [44] C. Kuehn, N. Berglund, C. Bick, M. Engel, T. Hurth, A. Iuorio, and C. Soresina, *Physica D: Nonlinear Phenomena* **431**, 133105 (2022).
- [45] Supplemental Material at <https://figshare.com/s/281b6e7f7b556f5bbea6>.
- [46] M. Heymann and E. Vanden-Eijnden, *Communications on Pure and Applied Mathematics* **61**, 1052 (2008), eprint: <https://onlinelibrary.wiley.com/doi/pdf/10.1002/cpa.20238>.
- [47] R. S. Maier and D. L. Stein, *SIAM Journal on Applied Mathematics* **57**, 752 (1997).
- [48] M. V. Day, *Journal of Mathematical Analysis and Applications* **147**, 134 (1990).
- [49] B.-Z. Bobrovsky and O. Zeitouni, *Stochastic Processes and their Applications* **41**, 241 (1992).
- [50] M. V. Day, *Stochastics and Stochastic Reports* **48**, 227 (1994).
- [51] S. Coles, J. Bawa, L. Trenner, and P. Dorazio, *An introduction to statistical modeling of extreme values*, Vol. 208 (Springer, 2001).
- [52] D. Dahiya and M. Cameron, *Physica D: Nonlinear Phenomena* **382-383**, 33 (2018).
- [53] A. L. Thornework, J. Gladrow, U. F. Keyser, M. E. Cates, R. Adhikari, and J. Kappler, “Resolution dependence of most probable pathways with state-dependent diffusivity,” (2024), arXiv:2402.01559 [cond-mat, physics:physics].
- [54] D. Dürr and A. Bach, *Commun.Math. Phys.* **60**, 153 (1978).
- [55] F. J. Pinski and A. M. Stuart, *J. Chem. Phys.* **132**, 184104 (2010).
- [56] J. Gladrow, U. F. Keyser, R. Adhikari, and J. Kappler, *Phys. Rev. X* **11**, 031022 (2021).
- [57] R. L. Stratonovich, *Selected Trans. in Math. Stat. Prob* **10**, 273 (1971).
- [58] W. Horsthemke and A. Bach, *Z Physik B* **22**, 189 (1975).
- [59] T. Li and X. Li, *SIAM J. Math. Anal.* **53**, 1 (2021).
- [60] A. M. Stuart, J. Voss, and P. Wilberg, *Communications in Mathematical Sciences* **2**, 685 (2004).
- [61] M. Hairer, A. M. Stuart, and J. Voss, *The Annals of Applied Probability* **17**, 1657 (2007).
- [62] A. D. Bazykin, in *World Scientific Series on Nonlinear Science Series A*, Vol. 11, edited by A. I. Khibnik and B. Krauskopf (World Scientific, 1998) pp. 7–17.
- [63] P. A. Stephens, W. J. Sutherland, and R. P. Freckleton, *Oikos* **87**, 185 (1999).
- [64] H. Weissmann, N. M. Shnerb, and D. A. Kessler, *Physical Review E* **98**, 022131 (2018), publisher: American Physical Society.
- [65] Y. Meng, Y.-C. Lai, and C. Grebogi, *Journal of The Royal Society Interface* **17**, 20200645 (2020).
- [66] V. M. Galfi and V. Lucarini, *Phys. Rev. Lett.* **127**, 058701 (2021).
- [67] V. Lucarini, V. M. Galfi, J. Riboldi, and G. Messori, *Environ. Res. Lett.* **18**, 015004 (2023).
- [68] J. Kappler, M. E. Cates, and R. Adhikari, “Sojourn

- probabilities in tubes and pathwise irreversibility for Itô processes,” (2024), arXiv:2009.04250 [cond-mat, physics:physics].
- [69] E. Simonnet, *Journal of Computational Physics* **491**, 112349 (2023).
- [70] E. Simonnet, personal communication.
- [71] F. Legoll, T. Lelièvre, and U. Sharma, *Nonlinearity* **32**, 4779 (2019).
- [72] C. Hartmann, L. Neureither, and U. Sharma, *SIAM Journal on Mathematical Analysis* **52**, 2689 (2020), <https://doi.org/10.1137/19M1299852>.
- [73] V. Lucarini, L. Serdukova, and G. Margazoglou, *Nonlinear Processes in Geophysics* **29**, 183 (2022).
- [74] A. Dembo and O. Zeitouni, *Large Deviations Techniques and Applications*, Stochastic Modelling and Applied Probability, Vol. 38 (Springer, Berlin, Heidelberg, 2010).
- [75] S. Arrhenius, *Zeitschrift für Physikalische Chemie* **4U**, 226 (1889).
- [76] H. A. Kramers, *Physica* **7**, 284 (1940).
- [77] N. Berglund, *Markov Processes And Related Fields* **19**, 459 (2013).