

Observation of the non-Hermitian skin effect and Fermi skin on a digital quantum computer

Ruizhe Shen,^{1,*} Tianqi Chen,^{2,†} Bo Yang,² and Ching Hua Lee^{1,‡}

¹*Department of Physics, National University of Singapore, Singapore 117542*

²*School of Physical and Mathematical Sciences, Nanyang Technological University, Singapore 639798*

(Dated: December 19, 2023)

Non-Hermitian physics has attracted considerable attention in the recent years, in particular the non-Hermitian skin effect (NHSE) for its extreme sensitivity and non-locality. While the NHSE has been physically observed in various classical metamaterials and even ultracold atomic arrays, its highly-nontrivial implications in many-body dynamics have never been experimentally investigated. In this work, we report the first observation of the NHSE on a universal quantum processor, as well as its characteristic but elusive Fermi skin from many-fermion statistics. To implement NHSE dynamics on a quantum computer, the effective time-evolution circuit not only needs to be non-reciprocal and non-unitary, but must also be scaled up to a sufficient number of lattice qubits to achieve spatial non-locality. We show how such a non-unitary operation can be systematically realized by post-selecting multiple ancilla qubits, as demonstrated through two paradigmatic non-reciprocal models on a noisy IBM quantum processor, with clear signatures of asymmetric spatial propagation and many-body Fermi skin accumulation. To minimize errors from inevitable device noise, time evolution is performed using a trainable optimized quantum circuit produced with variational quantum algorithms. Our study represents a critical milestone in the quantum simulation of non-Hermitian lattice phenomena on present-day quantum computers, and can be readily generalized to more sophisticated many-body models with the remarkable programmability of quantum computers.

Introduction. Contemporary research has revealed a variety of intriguing non-Hermitian phenomena [1–5], significantly expanding the horizon of quantum physics. Notably, the celebrated non-Hermitian skin effect (NHSE) has garnered intense interest, sparked off by challenging established results in topological bulk-boundary correspondences (BBCs) [6–16] and inspiring new notions of spectral topology [17–23]. The most fascinating non-Hermitian phenomena occur in the realm of interacting many-body physics involving correlations and many-body statistics. For instance, in the presence of the NHSE, particle statistics can lead to the manifestation

of a real-space “Fermi surface” (Fermi skin) and non-Hermitian topological localization in high-dimensional spaces [24–30]. Furthermore, insights from non-unitary conformal field theories allow for the extrapolation of non-unitary quantum criticality and entanglement properties [31–39]. Additionally, the interplay between many-body interactions and non-unitarity also leads to highly nontrivial consequences on many-body localizations and dynamical quantum phase transitions [40–42].

Yet, much of the above-mentioned exotic non-Hermitian phenomena has remained experimentally elusive, primarily due to challenges in engineering quantum interactions alongside non-Hermiticity. While the single-body version of the NHSE has been successfully demonstrated in photonic [13, 43–45] electrical [14, 46–51], mechanical [52–54] and ultracold atomic [55] setups, frontier many-body non-Hermitian phenomena require a versatile quantum platform, and experimental demonstrations have been limited. Ultracold atomic lattices, engineered using optically-trapped atoms, offer an emerging platform for the investigation of many-body phenomena [56–66], with non-Hermiticity effectively realized through laser-induced loss [38, 67, 68]. Nonetheless, the engineering of many non-Hermitian many-body models remains a challenge due to imperfect control of interactions among atoms under loss, as well as limitations in realizing long-ranged interactions [69–72]. Consequently, only a few distinct non-interacting non-Hermitian phenomena have been demonstrated with ultracold atom systems [67, 73], if experimentally at all, suggesting the need for alternative, more versatile solutions.

A possible answer lies in the rapid improvements in universal quantum computing capabilities of late [74–86]. Compared with ultracold atomic setups, digital quantum computers made of superconducting quantum circuits provide arguably greater programmability, with their exceptional control over qubit couplings [87–89]. Such advancements facilitate the on-demand implementation of sophisticated quantum interactions, thereby offering a promising route toward the versatile engineering of many-body non-Hermitian models.

In this work, taking advantage of these newly available capabilities of universal quantum computers, we demonstrate, for the first time, the realization of the non-Hermitian skin effect (NHSE) and its many-fermion “Fermi skin” profile on current noisy intermediate-scale quantum (NISQ) processors. This goes beyond previ-

ous experiments that are restricted to preparing ground states via non-unitary imaginary-time evolution [90, 91]. The NHSE, in particular, has never been realized in a fully programmable quantum platform; previous implementations in other platforms [43, 45–47, 52–55, 92, 93] all demonstrated its key signature of directed amplification, but only at the *single particle* level. However, we have managed to observe the NHSE also at the *many-body* level, where the directed NHSE pumping faces strong competition with Fermi degeneracy pressure (Pauli exclusion) from up to half fermionic filling, characterized by a characteristic Fermi skin profile. Crucially, this is the first reported demonstration of an intrinsically non-Hermitian many-body phenomenon.

In observing the NHSE at the many-body level, significant challenges have to be overcome. A primary challenge is to realize robust non-unitary Hamiltonian evolution using quantum hardware based on fundamentally unitary quantum gates. To this end, several studies have attempted to realize non-unitary dynamics from the Lindblad equation [94, 95]. However, simulating the Lindblad equation requires doubling the system, which results in poor circuit scalability [94, 96]. Although some measurement-based methods can in principle implement non-unitary operators exactly [97, 98], they demand the continuous monitoring of circuits, which can introduce significant errors from mid-circuit measurements [99, 100] and thereby limit the circuit depth. Another challenge is posed by the significant level of noise and decoherence in present-day NISQ devices, which limits individual qubit and gate fidelities [101–104] such that reasonable signal-to-noise ratios can only be attained in relatively shallow quantum circuits.

To surmount these challenges, we devise an ancilla-based framework for lattice systems, where generic non-unitary operators are implemented by embedding them within unitary operators involving extra “ancilla” qubits. While Ref. [105] has previously demonstrated ancilla-based approaches on a small system, we develop a scalable solution that integrates quantum circuit optimization. Significantly, the scalability of our framework allows for the implementation of the effectively asymmetric couplings necessary for an extended NHSE lattice, which is a costly endeavor with the existing Pauli string approximation method [90, 105]. To transcend the circuit complexity limitations placed by noise and decoherence, we also extensively employed readout-error mitigation methods [106–110] and circuit recompilation [111–118].

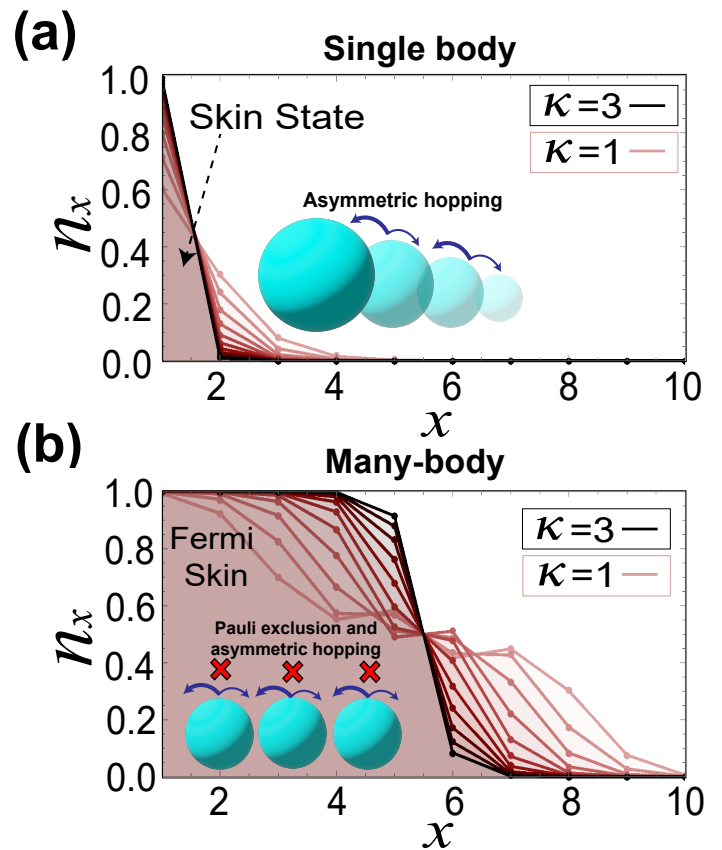


FIG. 1. **The non-Hermitian skin effect (NHSE) and its many-fermion counterpart.** (a) At the single-particle level, the NHSE from asymmetric lattice hoppings amplifies all states towards one direction, resulting in boundary “skin” states with exponential localization lengths inversely proportional to the asymmetry parameter κ . (b) At the many-body level, Pauli exclusion prevents more than one fermion from accumulating at any boundary site, asymptotically resulting in a “Fermi-skin” density profile n_x resembling a spatial Fermi-Dirac distribution with effective “temperature” proportional to κ , as plotted with Eq. 1 for the Hatano-Nelson model.

RESULTS

Dynamical signatures of the NHSE and its Fermi skin

The non-Hermitian skin effect (NHSE) is marked by the extensive pumping of all states in the direction of lattice coupling asymmetry, where left/right hoppings are rescaled by the factor $e^{\pm\kappa}$. Accompanied by gain, this directional pumping is extremely robust and fundamentally disrupts the Bloch nature of lattice basis states, leading to profoundly modified topological bulk-boundary correspondences [46, 119, 120], novel edge bursts [121], emergent non-locality and kinked linear responses [23], amongst other enigmatic non-Hermitian phenomena [3, 122–125]. For a single particle, this relentless directional

pumping amplifies any given wave packet asymmetrically towards one direction as it spreads, such that the wave packet eventually reaches a boundary and accumulates exponentially against it, with a localization “skin depth” proportional to κ^{-1} (FIG. 1a). This is a universal feature of the NHSE across all platforms both classical or quantum, and has indeed been experimentally demonstrated in lattices made up of photonic waveguides [13, 43–45], electrical circuits [46, 47, 92, 126], mechanical metamaterials [52–54] and ultracold atoms [67, 73].

What is more interesting, and never experimentally demonstrated, is the NHSE dynamics in the presence of many-body effects. With multiple fermions, Pauli exclusion prevents the NHSE from accumulating all the fermions at one single boundary site, implying that the steady-state density distribution [127] resembles that of a real-space “Fermi surface” with a “Fermi sea” at constant density accumulating against a boundary (FIG. 1b). This emergent “Fermi surface”, which we dub the Fermi skin, converges to a Fermi-Dirac-like spatial profile for sufficiently strong non-Hermitian coupling asymmetry i.e. $e^\kappa \gg 1$, and indeed can be characterized by an effective “temperature” that is inverse proportional to the strength of κ (see Methods).

As a new conceptual development, the Fermi skin density profile is found to be fundamentally related to the non-orthonormality of the single-particle NHSE eigenstates. Consider a collection of N fermions occupying generic single-body right eigenstates $\{|\bar{\phi}_n^R\rangle\}$, $n = 1, \dots, N$ that, due to the non-Hermiticity, neither form a complete nor orthonormal basis. Mathematically, $\sum_n |\bar{\phi}_n^R\rangle \langle \bar{\phi}_n^R| \neq 1$ and $B_{mn} = \langle \bar{\phi}_m^R | \bar{\phi}_n^R \rangle \neq \delta_{mn}$ respectively, with the overlap matrix B_{mn} keeping track of the non-orthonormality. Even though B_{mn} is defined with the single-particle eigenstates, it directly controls the many-body spatial density via

$$n_x = \sum_{m,n=1}^N \bar{\phi}_m^{R*}(x) [B^{-1}]_{mn} \bar{\phi}_n^R(x), \quad (1)$$

as derived in the Methods using the Slater determinant of the N -fermion state. By diagonalizing $B_{mn} = \sum_\nu b_\nu \varphi_\nu^m \varphi_\nu^n$ into eigenvectors with eigenvalues b_ν and eigenvectors $\varphi_\nu = (\varphi_\nu^1, \dots, \varphi_\nu^N)^T$, we can further perform the decomposition $n_x = \sum_\nu n_\nu(x)$ (Eq. 31) where

$$n_\nu(x) = \frac{1}{b_\nu} \left| \sum_m \varphi_\nu^m \bar{\phi}_m^R(x) \right|^2. \quad (2)$$

Since each $\int n_\nu(x) dx = 1$ is normalized to unity, n_x has been decomposed into N effective non-overlapping particle density contributions $n_\nu(x)$. Under strong NHSE against a boundary at $x = 0$, the first few $n_\nu(x)$ are strongly localized at $x = \nu$. However, as ν approaches N , these $n_\nu(x)$ profiles spread out considerably due to

$\{|\bar{\phi}_n^R\rangle\}$ mixing, leading to a universal Fermi-Dirac-like profile (Fermi skin), as plotted in the Methods.

Due to the universality of the Fermi skin profile in the strong NHSE limit, an arbitrary initial state, which would be a superposition of various many-body Slater determinant eigenstates, would generically dynamically evolve to the Fermi skin profile of the eigenstate with the largest $\text{Im}(E)$. In cases with real spectra, as in the models simulated in this work, rapid density fluctuations would indefinitely persist and the Fermi skin profile only emerges in the time-averaged state density. At weaker NHSE strengths or models with nontrivial unit cells, kinks may also slightly punctuate the otherwise Fermi-Dirac-like profile (FIG. 1b).

Quantum circuit implementation of non-Hermitian evolution

In this work, we first demonstrate the usual single-particle NHSE on a quantum computer by dynamically evolving single-fermion initial states with the well-known Hatano-Nelson and non-Hermitian Su-Schrieffer-Heeger (SSH) Hamiltonians. Next, we demonstrate the appearance of a Fermi skin when multiple fermions (spin-up qubits) are similarly evolved.

General approach: Trotterization and post-selection

To simulate non-Hermitian evolution with quantum circuits, what needs to be realized is the time evolution operator $e^{-i\hat{H}t}$, which can be effectively implemented from the specified Hamiltonian \hat{H} by discretizing the evolution into Trotter steps δt :

$$e^{-i\hat{H}t} = [e^{-i\hat{H}\delta t}]^{N_{\text{steps}}}. \quad (3)$$

where $N_{\text{steps}} = t/\delta t$. This decomposition applies to non-Hermitian models as well, wherein every Trotter step corresponds to a fundamentally non-unitary process. However, each non-unitary step poses a significant obstacle in gate decomposition, since robust non-unitary gates, which can introduce significant decoherence, are still impractical to directly realize on state-of-the-art quantum processors. While one can approximate a non-unitary process in terms of Pauli strings through the quantum imaginary time evolution (QITE) approach [90, 105], this approximation method is primarily developed as a means to approach ground states, rather than the *physical* implementation of non-unitary operators. As discussed, implementing this costly method requires a deep circuit, which can lead to significant errors on noisy devices.

To encode the non-Hermitian evolution in a quantum circuit as physically as possible, we implement each non-unitary operator by post-selection on a larger unitary

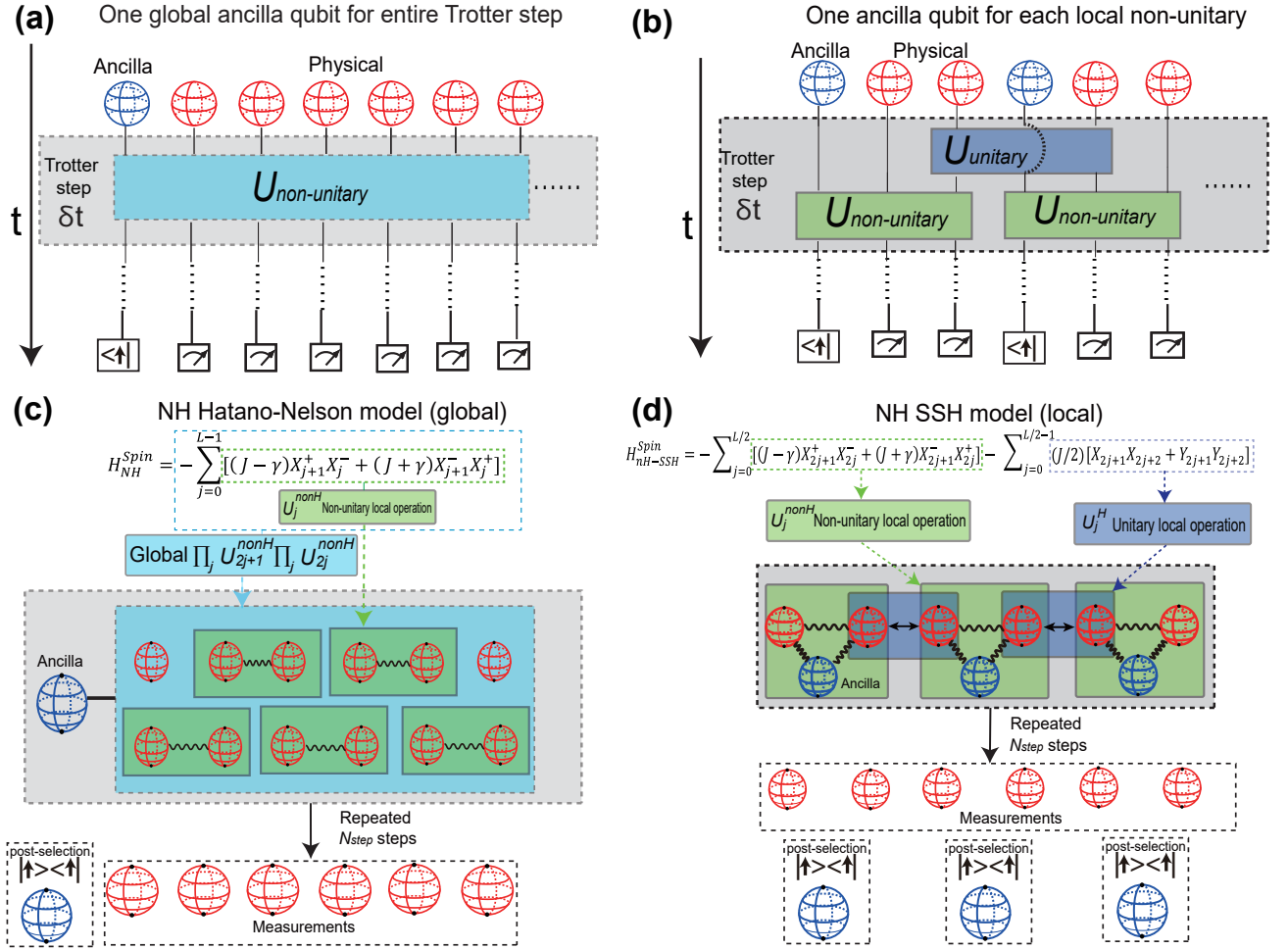


FIG. 2. **Overview of the ancilla-based framework.** (a) and (b) show the process of implementing non-unitary dynamics by our local and global ancilla-based circuits respectively. For each Trotter step, the non-unitary process $U_{\text{non-unitary}}$ can be realized by coupling N physical qubits (red qubits) with an appropriate number of blue ancilla qubits globally (light blue block) or locally (green block) (see setups in (c) and (d) respectively). In (b), the deep blue block denotes the operator for unitary dynamics, where the ancilla qubits are not coupled. The post-selection “ $|\uparrow\rangle\langle\uparrow|$ ” on all blue ancilla qubits leads to the desired dynamics (see Method). (c) and (d) illustrate concretely how the approaches in (a) and (b) are implemented. (c) shows how the dynamics of the Hatano-Nelson model in Eq. 6 are implemented via the global approach. Here, each green block represents the non-unitary bond $U_j^{\text{nonH}} = e^{+i\delta t((J-\gamma)\hat{X}_{j+1}^+\hat{X}_j^- + (J+\gamma)\hat{X}_{j+1}^-\hat{X}_j^+)}$, which contributes to $(\prod_j U_{2j+1}^{\text{nonH}})(\prod_j U_{2j}^{\text{nonH}})$ (light blue) for each Trotter step, which can be realized by coupling with a single blue ancilla qubit (see Methods). (d) shows the circuit with local non-unitary bonds for the non-Hermitian SSH chain in Eq. 7. For every green block, three waves couple a blue ancilla with two physical qubits (two red qubits), which embed the operator U_j^{nonH} in a three-qubit unitary. The double arrows in blue blocks denote the unitary coupling $e^{+iJ\delta t(\hat{X}_{j+1}\hat{X}_j + \hat{Y}_{j+1}\hat{Y}_j)}$. The $|\uparrow\rangle$ outcome of each ancilla qubit from each Trotter step is post-selected after all the N Trotter steps have been performed.

operator with extra “ancilla” qubits. The key idea is that any non-unitary operator R acting on N physical qubits can be embedded in a $(N+1)$ -qubit operator U_R with an additional ancilla qubit [128]. The non-unitary evolution R on a N -qubit state $|\psi\rangle$ can be implemented by acting a suitably designed U_R on the $N+1$ -qubit state $|\psi\rangle \otimes |\uparrow\rangle_{\text{ancilla}}$, and then projecting the resultant state onto the $|\uparrow\rangle_{\text{ancilla}}$ subspace:

$$P_{\langle\uparrow|}[U_R(|\psi\rangle \otimes |\uparrow\rangle_{\text{ancilla}})] = R|\psi\rangle, \quad (4)$$

where $P_{\langle\uparrow|}$ denotes the projection onto the $|\uparrow\rangle_{\text{ancilla}}$ subspace, executed by post-selecting measurement results with the ancilla qubit pointing upwards. In the $\{|\uparrow\rangle, |\downarrow\rangle\}$ basis of the ancilla qubit, this amounts to designing a $2^{N+1} \times 2^{N+1}$ unitary matrix U_R such that its upper left $2^N \times 2^N$ block corresponds to the non-unitary matrix R (see Methods for details on solving for U_R).

To construct our quantum circuit for $e^{-i\hat{H}t}$, we construct the circuit for each non-unitary Trotter step, and then concatenate the circuits across all time steps. In

principle, it is possible to simply realize each non-unitary Trotter step with a single ‘‘global’’ ancilla qubit, such that $R = e^{-i\hat{H}\delta t}$ in Eq. 4 (see the global setup in FIG. 2a), as implemented for the Hatano-Nelson model introduced later. While using only a single ancilla qubit indeed minimizes the readout error and discarded information (for N_A ancilla qubits, only approximately $1/2^{N_A}$ of the total shots are post-selected and used), leading to optimal robustness against device noise, it is of limited scalability in practice. This is because of the prohibitive amount of time needed to (classically) solve for the other $2^N \times 2^N$ blocks of the matrix U_R , which is not only costly but also prone to significant numerical errors.

The other alternative would be to approximately decompose each non-unitary step $e^{-i\hat{H}\delta t}$ into local Hermitian \hat{H}_j^0 and non-Hermitian \hat{H}_j^{nonH} terms, and then use an ancilla qubit for each local non-Hermitian evolution term. With first-order Suzuki-Trotter decomposition [129] for instance, we have

$$e^{-i\hat{H}\delta t} \approx \prod_j [e^{-i\hat{H}_j^0\delta t} e^{-i\hat{H}_j^{\text{nonH}}\delta t}]. \quad (5)$$

Here, unitary terms $e^{-i\hat{H}_j^0\delta t}$ can be decomposed into a series of basic unitary gates [130, 131], and each local non-unitary term is embedded into a larger unitary operator U_R corresponding to $R = e^{-i\hat{H}_j^{\text{nonH}}\delta t}$, with one ancilla qubit. As sketched in FIG. 2b, the exact unitary and non-unitary operator decomposition depends on the locality structure of the Hermitian and non-Hermitian bonds and is thus model-dependent. The merit of this ‘‘local’’ architecture is that one only needs to solve for the U_R for each local non-unitary bond, which induces inconsequential numerical errors due to the very small dimensionality. Moreover, such stacked local unitary and non-unitary operators can be generalized to larger sizes easily, thereby exhibiting good scalability. However, since the number of measurements needed for performing all post-selections naively scales like the exponential of the number of ancilla qubits, this ‘‘local decomposition’’ approach may be fraught with significant read errors.

Whether the ‘‘global’’ or the ‘‘local decomposition’’ approach (or a combination thereof) is more tenable involves a compromise between the acceptable error tolerances and available computational resources/techniques; note that neither have hitherto been physically achieved on a quantum processor in the realization of a non-Hermitian model that is sufficiently large and sophisticated to exhibit the NHSE.

Implementation of specific models

We first consider the Hatano-Nelson model with asymmetric couplings $J \pm \gamma$ between neighboring sites, which is arguably the simplest 1D non-Hermitian lattice model

exhibiting the NHSE, with asymmetry ratio parameter $\kappa = \log \sqrt{\frac{J+\gamma}{J-\gamma}}$. While it typically takes the form of a particle-hopping model, for implementation on the IBM quantum processor, we convert it from a fermion model to a spin chain model via the Jordan-Wigner transformation (see the supplement [132]):

$$\hat{H}_{\text{HN}}^{\text{Spin}} = - \sum_{j=0}^{L-1} \left((J + \gamma) \hat{X}_j^+ \hat{X}_{j+1}^- + (J - \gamma) \hat{X}_j^- \hat{X}_{j+1}^+ \right), \quad (6)$$

where each spin-1/2 qubit represents either the presence ($|\uparrow\rangle$) or absence ($|\downarrow\rangle$) of a fermion. For each site j , $\hat{X}_j^+ = |\uparrow\rangle\langle\uparrow|$ and $\hat{X}_j^- = |\downarrow\rangle\langle\downarrow|$ projects onto the occupied and empty subspace on that site.

Since there are no local (on-site) non-Hermitian couplings, and the model is relatively simple overall, we use it to illustrate the global ancilla approach (FIG. 2a). In this case, we can straightforwardly set $R = e^{-i\hat{H}_{\text{HN}}^{\text{Spin}}\delta t}$ to be the global non-unitary operator which is implemented via post-selection on a single ancilla qubit (Eq. 4), for each time step δt , as sketched in FIG. 2 (c).

Next, to demonstrate the local decomposition approach (Eq. 5), where each local non-Hermitian bond is assigned an ancilla qubit, we implement the prototypical non-Hermitian SSH chain [6, 7, 120, 124, 133], which can be Jordan-Wigner transformed (see the Supplement) into the spin chain Hamiltonian

$$\begin{aligned} \hat{H}_{\text{nH-SSH}}^{\text{Spin}} = & - \sum_{j=0}^{L/2} \left((J + \gamma) \hat{X}_{2j}^+ \hat{X}_{2j+1}^- + (J - \gamma) \hat{X}_{2j}^- \hat{X}_{2j+1}^+ \right) \\ & - \frac{J}{2} \sum_{j=0}^{L/2-1} \left(\hat{X}_{2j+1} \hat{X}_{2j+2} + \hat{Y}_{2j+1} \hat{Y}_{2j+2} \right), \end{aligned} \quad (7)$$

where $X_j = |\uparrow\rangle_j\langle\downarrow|_j + |\downarrow\rangle_j\langle\uparrow|_j$ and $Y_j = -i|\uparrow\rangle_j\langle\downarrow|_j + |\downarrow\rangle_j\langle\uparrow|_j$ are the X and Y Pauli matrix operators at site j . While this model is well-known to also exhibit topological boundary modes, its dominant dynamical behavior, which we are focusing on, is its asymmetric state pumping from the NHSE. To implement $\hat{H}_{\text{nH-SSH}}^{\text{Spin}}$ in a quantum circuit, note that its spin-spin couplings alternate between being Hermitian ($-J/2$) and non-Hermitian ($-(J \pm \gamma)$), forming two-qubit unit cells, and thus admits the Trotter decomposition (Eq. 5, sketched in FIG. 2d) given by

$$e^{-iT\hat{H}_{\text{nH-SSH}}^{\text{Spin}}} \approx \left[\left(\prod_j U_{2j+1}^{\text{H}} \right) \left(\prod_j U_{2j}^{\text{nonH}} \right) \right]^{\frac{T}{\delta t}}, \quad (8)$$

with the stacked unitary $U_j^{\text{H}} = e^{+iJ\delta t(\hat{X}_{j+1}\hat{X}_j + \hat{Y}_{j+1}\hat{Y}_j)}$ and non-unitary $U_j^{\text{nonH}} = e^{+i\delta t((J-\gamma)\hat{X}_{j+1}^+\hat{X}_j^- + (J+\gamma)\hat{X}_{j+1}^-\hat{X}_j^+)}$. We insert an ancilla qubit in each unit cell so that its local two-qubit non-unitary operator U_j^{nonH} (blue shaded rect- angle in FIG. 2d) can be embedded within a three-qubit

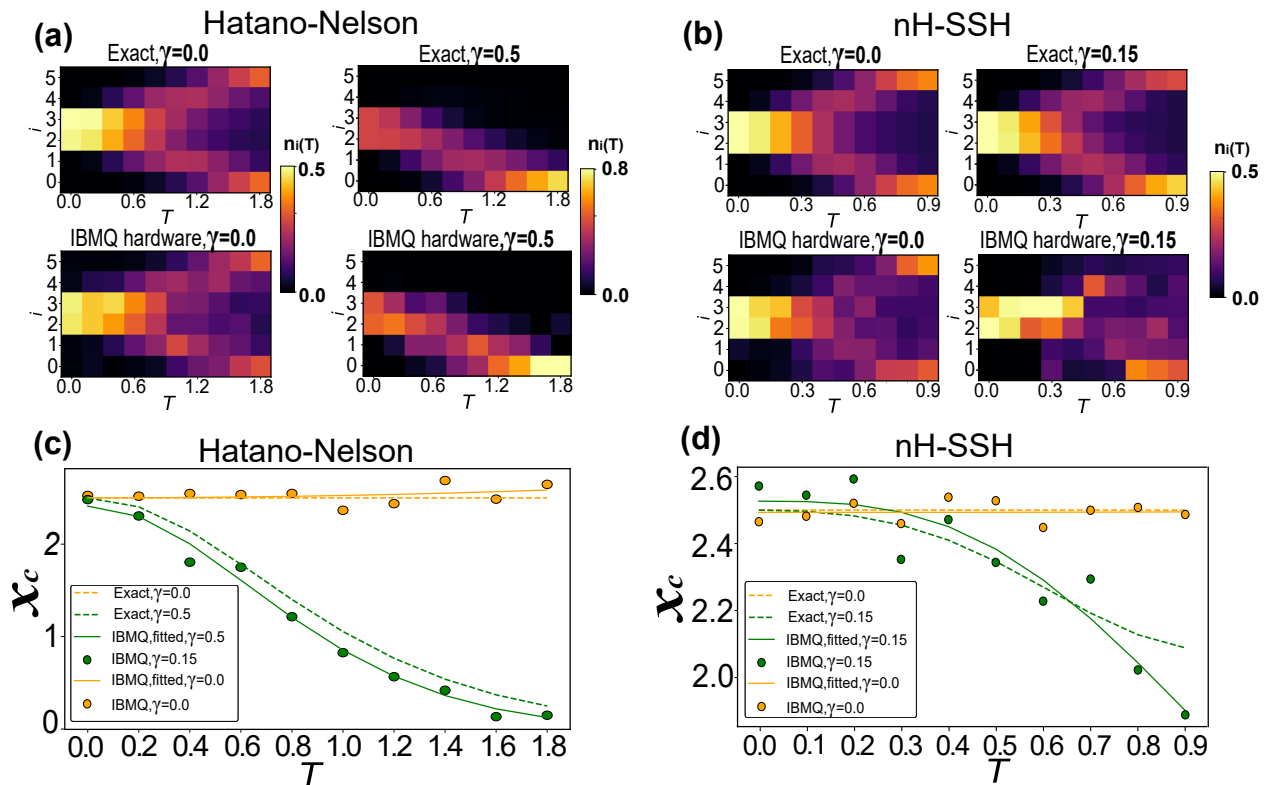


FIG. 3. **Classical and quantum simulations of single-particle non-Hermitian skin effect (NHSE) dynamics.** (a,b) The measured (IBMQ hardware) vs. classically simulated (Exact) time evolution of the fermion density $n_i(T)$, which is obtained from the qubit magnetization through Eq. 9. Starting from the symmetrically-placed initial state $(|↑↑↑↑↑↑⟩ + |↓↓↓↓↓↓⟩)/\sqrt{2}$, the state evolves symmetrically in the absence of the NHSE ($\gamma = 0.0$), but asymmetrically towards the $i = 0$ boundary when the NHSE is switched on ($\gamma > 0$). For the simpler Hatano-Nelson Hamiltonian (Eq. 6), the asymmetric amplification is very evident with excellent agreement between simulation and measurements; for the more complicated non-Hermitian SSH Hamiltonian (Eq. 7), it is still visible amidst the noise. (c,d) Quantitative assessment of the asymmetric NHSE evolution through the density center-of-mass x_c (Eq. 10), based on the same data as in (a,b) above. In both models, negligible net propagation occurs without the NHSE (yellow); in the presence of the NHSE (green), x_c consistently evolves towards 0, with very good agreement between exact diagonalization simulations and IBMQ measurements for the Hatano-Nelson model (c), and qualitative agreement for the nH-SSH model (d). These two models are respectively implemented on IBM superconducting circuits with 6 physical + 1 ancilla qubit, and 6 physical + 3 ancilla qubits, with $J = 1.0$ and 2.0 respectively. Each run is obtained over 160000 shots and conducted through variational quantum algorithms (see Methods).

unitary operator (green shaded rectangle), as elaborated in the Methods.

To most vividly observe the dynamical consequences of the NHSE, we implement both models under open boundary conditions (OBCs), where the asymmetrically pumped state accumulates as “skin” boundary states instead of interfering with itself across the otherwise periodic boundary. For NISQ-era quantum processors, a universal challenge lies in the isometry decomposition of circuits using basis gates. Default decompositions provided by Qiskit’s transpile function often result in exceedingly deep circuits, which is not ideal for robust noisy simulations [134]. To overcome these obstacles, we employ variational quantum algorithms (VQAs) [135–140] and optimize stacked ansatz circuits [114, 116, 141], providing for an approximation of the target dynamics with shorter and more manageable circuit structure (See Methods).

Since CX gates are a primary source of gate errors, our approach offers a significant advantage by substantially reducing the number of CX gates compared to the default decomposition provided by Qiskit’s tool. Moreover, the reduced circuit depth in our optimized circuits helps to mitigate the impact of qubit decoherence.

Measured dynamical NHSE behavior

Using the above framework, we implemented the time evolution operator for the Hatano-Nelson and non-Hermitian SSH Hamiltonians on an IBM quantum processor, for its low error rates of single and controlled gates.

Below we report, for the first time in any digital quantum device, very prominent time-evolution signatures of

the NHSE, observed for both the single- and multiple-fermion cases based on the measured pumping and accumulation of the fermion density along a qubit chain. At any measurement time T , the effective Jordan-Wigner transformed fermion density $n_i(T)$ at the i -th qubit (we index the qubits with i instead of x since they may not be linearly arranged in physical space) can be obtained from the measured magnetization $\hat{Z}_i = |\uparrow\rangle_i \langle \uparrow|_i - |\downarrow\rangle_i \langle \downarrow|_i$:

$$n_i(T) = |\langle \psi(T) | \uparrow \rangle_i|^2 = \frac{1}{2} \left(\langle \psi(T) | \hat{Z}_i | \psi(T) \rangle + 1 \right) \quad (9)$$

where $\psi(T) = e^{-i\hat{H}T}\psi(0)$, and $\psi(0)$ is the initial state prepared by appropriately flipping the qubits with X gates. For each data point $n_i(T)$ in the subsequent plots, we execute our optimized time-evolution circuit a large number of times (160,000 per data point) and record the measurement strings. Post-selection is effected by discarding all strings in which the outcome at any ancilla qubit position is \downarrow .

Single-fermion NHSE pumping

We first attempt to observe the usual (single-particle) NHSE characterized by directional bulk currents by initializing the dynamics from the initially prepared state $\psi(0) = (|\downarrow\downarrow\uparrow\downarrow\downarrow\rangle + |\downarrow\downarrow\downarrow\uparrow\downarrow\rangle)/\sqrt{2}$, which represents a single fermion (single $|\uparrow\rangle$) symmetrically superposed at the middle of a 6-site system indexed by $i = 0, 1, \dots, 5$. FIGs. 3a,b shows the time-evolution of the spatial density $n_i(T)$ subject to the Hatano-Nelson and non-Hermitian SSH Hamiltonians $\hat{H}_{\text{HN}}^{\text{Spin}}$ and $\hat{H}_{\text{NH-SSH}}^{\text{Spin}}$ respectively. In each case, the measured results (IBM Q hardware) are compared with their reference values from exact diagonalization (Exact), both when the non-Hermiticity is turned on ($\gamma \neq 0$) and off ($\gamma = 0$).

For both models, by contrasting with the Hermitian $\gamma = 0$ scenarios, it is evident that the NHSE leads to prominent state pumping towards the boundary $i = 0$ site, accompanied by gain. This is corroborated by the reference results from exact diagonalization. In the Hatano-Nelson model, the initial state spreads out symmetrically when $\gamma = 0$, but for $\gamma = 0.5$, it is strongly pumped towards $i = 0$ as time T evolves, continuously amplified in the process. In the nH-SSH model, the directed pumping is not as clean due to the greater hopping complexity and interplay with topology; but even then, the final measured density still clearly turns out higher at the left boundary qubit $i = 0$ than the right boundary qubit $i = 5$, a testimony to the robustness of our approach in observing the NHSE.

To quantify the accuracy of our observed density pumping and to demonstrate that it goes far beyond statistical noise, we plotted in FIGs. 3c,d the evolutions of

the logical center of mass

$$x_c = \sum_{i=0}^{L-1} i n_i. \quad (10)$$

for both Hamiltonian evolutions, where $L = 6$. As expected, under $\gamma = 0$, there is no NHSE and x_c (yellow) remains effectively constant for both models. As this is a case of unitary dynamics, no additional post-selection effort is required and the relative small random errors arise from the inherent noise in the hardware. After the non-Hermiticity γ is switched on, the center of mass x_c (green) indeed curves towards boundary site $i = 0$ for both models, significantly beyond the amplitude of the random deviations caused by noise. In FIG. 3c for the Hatano-Nelson model, the deviation of the measured x_c (filled circles) from the exact reference trajectory (dashed) remains small, demonstrating that the NHSE can be accurately implemented and observed with our approach. In FIG. 3(d) for the non-Hermitian SSH model, the errors are larger, but the qualitative directional pumping remains robust. The presence of larger noisy deviations is due to the utilization of one ancilla qubit per unit cell per time step in the ‘‘local decomposition approach’’, as compared to one ancilla qubit for the whole system per time step in the ‘‘global approach’’ for the Hatano-Nelson model. With more ancilla qubits come greater readout noise, but it is commendable that, despite the significant total amount of noise and decoherence in our NISQ-era quantum processor, we are ultimately able to compellingly observe the signature of NHSE pumping.

Fermi skin from multiple-fermion NHSE

Having conclusively observed the NHSE of a single fermion, we next observe the emergence of the Fermi skin density profile, a novel many-body signature of the NHSE that exists only in the presence of multiple fermions. If each single-fermion eigenstate is exponentially localized by the NHSE, it can be shown by explicit evaluation of their Slater determinant (see Methods) that, after asymptotically long times, the real-space many-body density profile $n_{\text{Fs}}(i)$ takes the approximate Fermi-Dirac form

$$n_{\text{Fs}}(i) \approx \frac{1}{1 + e^{\beta_{\text{eff}}(i-N)}}, \quad i = 0, \dots, L-1 \quad (11)$$

where the ‘‘chemical potential’’ N corresponds to the number of fermions and $\beta_{\text{eff}} \propto \kappa = \log\left(\frac{J+\gamma}{J-\gamma}\right)$ is its effective inverse ‘‘temperature’’ that scales with the NHSE hopping asymmetry. This real-space Fermi-Dirac profile results from the competition between Fermi degeneracy pressure (Pauli exclusion) and the NHSE, in analogy to the Fermi surface of a thermal Fermi gas, which is borne

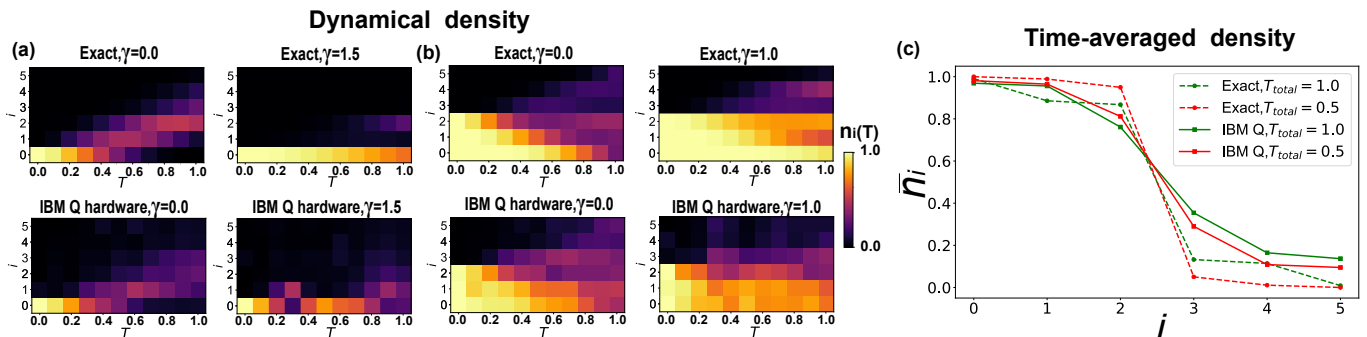


FIG. 4. **Classical and quantum simulations of many-body NHSE dynamics and the emergence of the Fermi skin profile.** (a,b) The good agreement between the measured (IBMQ hardware) vs. classically simulated (Exact) time evolution of the fermion density $n_i(T)$ for our Hamiltonian Eq. 7, with initial state being (a) a single boundary-localized fermion $|\uparrow\downarrow\downarrow\downarrow\downarrow\rangle$ and (b) half-filling $|\uparrow\uparrow\downarrow\downarrow\downarrow\rangle$ ($|100000\rangle$ and $|111000\rangle$ in the fermion basis). Without the NHSE ($\gamma = 0.0$), the initial states spread out freely; but in the presence of the NHSE ($\gamma > 0$), the fermions are “pumped” towards qubit $i = 0$. Notably, with multiple fermions (Rightmost Column), Pauli exclusion prevents complete collapse towards $i = 0$, instead giving rise to an eventual profile $n_i(T)$ that transitions from almost maximal ($n_i \approx 1$) to almost vanishing ($n_i \approx 0$) as i increases, reminiscent of the Fermi-Dirac distribution in real space (Eq. 11). (c) This “Fermi skin” profile for the half-filling case with NHSE is more clearly observable through the time-averaged density \bar{n}_i (Eq. 12), shown here averaged over time intervals $T_{\text{total}} = 0.5$ (red) and $T_{\text{total}} = 1.0$ (green), with good agreement between IBM Q measurements and exact diagonalization simulations. These chosen time intervals represent a tradeoff between better stabilized dynamics over long durations and the accompanying noise from more Trotter steps (here of fixed $\delta t = 0.1$ duration); with $T_{\text{total}} = 1.0$, which is still relatively short, a distinctive Fermi skin profile can already be observed. For all results, $J = 2.0$, $\gamma = 1.5$ and measurements are averaged over 160000 shots for each Trotter step.

out of the competition between Fermi degeneracy pressure and the Boltzmann weight. In the NHSE, each solitary fermion occupies the site i with a probability $e^{-\alpha i}$; in thermodynamics, it occupies the energy level E_i with the Boltzmann weight $e^{-\beta E_i}$.

On a quantum processor, demonstrating this many-body Fermi skin would require little additional effort beyond realizing the single-particle NHSE: one just have to prepare an initial state $\psi(0)$ with multiple up-spins, and confine final measurements to this $\sum_i \hat{Z}_i$ -conserved sector. Yet, observing the Fermi skin would have been impossible in existing experiments that demonstrated the NHSE in classical platforms [47, 92, 142].

For this purpose, we compare the evolutions of initial states containing one boundary fermion ($|\psi(0)\rangle = |\uparrow\downarrow\downarrow\downarrow\downarrow\rangle$, FIG. 4 (a)) with those half-filled with fermions ($|\psi(0)\rangle = |\uparrow\uparrow\downarrow\downarrow\downarrow\rangle$, FIG. 4 (b)), where 3 fermions initially occupy the first half of $L = 6$ sites, as according to Eq. 7.

In the absence of the NHSE ($\gamma = 0.0$), the initial state spreads out over time, but importantly without simultaneously being amplified. This is shown in the left columns of FIGs. 4a,b. The observed evolution in the quantum hardware agrees excellently with reference results from exact diagonalization since the evolution is unitary and there are no additional readout errors from ancilla qubits. However, when strong NHSE towards boundary qubit $i = 0$ is introduced ($\gamma > 0$, right columns of FIGs. 4a,b), the evolved state becomes strongly pumped towards qubit $i = 0$. For the single-

fermion state, it simply remains trapped at this $i = 0$ qubit; for the 3-fermion state, it spreads out a little but mostly remains confined in the first half of the system. Even though the NHSE strength of $\gamma/J = 0.5$ is tuned to be substantially greater than in FIG. 3, it is not able to localize all fermions close to the $i = 0$ boundary site due to Pauli exclusion. This is in stark contrast to the usual NHSE in classical or single-particle settings, where the dynamics eventually converge to an exponentially boundary-localized “skin” profile.

To check whether our observed fermion density profile is indeed of Fermi skin form, we even out the temporal fluctuations by considering the time-averaged spatial fermion density [FIG. 4 (c)]

$$\bar{n}_i = \frac{1}{N_{\text{steps}}} \sum_{N=1}^{N_{\text{steps}}} n_i(N\delta t), \quad (12)$$

which averages the many-body density n_i over all the time steps of $\delta t = 0.1$ interval, where $N_{\text{steps}} = T_{\text{total}}/\delta t$ is the total number of Trotter steps and $T_{\text{total}} = 1.0$ is the total duration of the state evolution used. Compared to the exact reference results (dashed), the measured \bar{n}_i (solid) exhibits a smoother drop due to the accumulated noise. However, the Fermi skin i.e. symmetric Fermi-Dirac-like profile is still clearly visible, despite the fact that we have taken a short T_{total} duration which can be broken down into only $N_{\text{steps}} = 0.5/0.1 = 5$ or $N_{\text{steps}} = 1.0/0.1 = 10$ Trotter steps, in order to minimize the build-up of noise from the increasing circuit depth

(see Methods).

Conclusions

In this work, we report the first demonstration of the NHSE on a NISQ-era quantum computer, through both conventional single-particle dynamics and its elusive many-fermion Fermi skin profile. Moreover, our quantum circuits with embedded non-unitary components provide a promising scalable approach toward the quantum simulation of non-Hermitian Hamiltonians. Thanks to the intrinsic quantum nature of digital quantum computers, our approach is particularly suitable for the simulations of new non-Hermitian phenomena involving many-body statistics and interactions, an uncharted terrain in experimental investigations. Furthermore, our high-fidelity simulations through the deployment of VQAs provide valuable insights into the great potential of variational optimization techniques in quantum simulation.

Even though this present study primarily focuses on the specific demonstration of the NHSE and its interplay with many-body statistics, with the remarkable programmability of quantum computers, our approach can be universally adapted to physically demonstrate a variety of other novel non-Hermitian dynamical phenomena such as non-unitary criticality, non-Hermitian skin clustering and non-Hermitian many-body localization [38, 40–42, 143–151].

Author contributions. R. S and T. C contributed equally to this work. C. H. L proposed the initial idea, developed the Fermi skin formalism, guided the overall research direction and supervised this work. R. S and T. C developed the algorithms and implemented them on the IBM Q devices together. Y. B contributed to numerical algorithms. All the authors contributed to the manuscript.

Data availability. All data of this work are available from the corresponding authors upon reasonable request.

Code availability. All codes of results in this work are available from the corresponding authors upon reasonable request.

Acknowledgements. T. C. and R. S. thank Truman Ng for discussions on the quantum simulation implementation on IBM Quantum services. C. H. L. and T. C. acknowledges support from Singapore’s NRF Quantum engineering grant NRF2021-QEP2-02-P09 and Singapore’s MOE Tier-II grant Proposal ID: T2EP50222-0008. T. C. and B. Y. acknowledges the support from Singapore National Research Foundation (NRF) under NRF fellowship award NRF-NRFF12-2020-0005. We acknowledge the use of IBM Quantum services for this work. The views expressed are those of the authors, and do not reflect the official policy or position of IBM or the IBM Quantum team.

METHODS

Implementing nonunitary processes in quantum circuits

As discussed in the main text, since the native gates in existing quantum processors are unitary, non-unitary operators cannot be directly implemented in quantum circuits by the conventional method of operation decomposition. In our work, we employ post-selection to realize the non-unitary dynamics of our Hamiltonians, where an N -qubit non-unitary operation can be embedded in an $(N+1)$ -qubit unitary operator. We first provide a single-qubit example for an illustrative Hamiltonian given by $\hat{H}_{\pm} = \frac{i}{2}(I_{2 \times 2} \mp \hat{Z})$. Under the evolution of a parameter ϕ , i.e. time, we have the non-unitary evolution operators

$$R_{+} = \begin{bmatrix} 1 & 0 \\ 0 & e^{-\phi} \end{bmatrix}, \quad R_{-} = \begin{bmatrix} e^{-\phi} & 0 \\ 0 & 1 \end{bmatrix}. \quad (13)$$

The key idea in the post-selection approach is to embed this non-unitary R_{\pm} into a larger unitary matrix $U_{R_{\pm}}$, such that the non-unitary evolution can be extracted from the larger unitary evolution operator via post-selection. Considering only one ancilla qubit for simplicity, $U_{R_{\pm}}$ is doubled in size compared to R_{\pm} , and in this case with a single physical qubit, takes the 4×4 form

$$U_{R_{\pm}} = \begin{bmatrix} R_{\pm} & B_{2 \times 2} \\ C_{2 \times 2} & D_{2 \times 2} \end{bmatrix}, \quad (14)$$

where submatrices $B_{2 \times 2}$, $C_{2 \times 2}$ and $D_{2 \times 2}$ are to be determined. The unitarity condition $U_{R_{\pm}}^{\dagger} U_{R_{\pm}} = I_{4 \times 4}$ leads to the constraint $C_{2 \times 2} C_{2 \times 2}^{\dagger} + R_{\pm} R_{\pm}^{\dagger} = I_{2 \times 2}$. This allows for an explicit construction of an admissible $C_{2 \times 2}$ such as $C_{2 \times 2} = -\sqrt{I_{2 \times 2} - R_{\pm} R_{\pm}^{\dagger}}$, which can be analytically computed.

By setting $B_{2 \times 2} = -C_{2 \times 2}$ and $D_{2 \times 2} = R_{\pm}$, we obtain

$$U_{R_{-}} = \begin{bmatrix} e^{-\phi} & 0 & \sqrt{1 - e^{-2\phi}} & 0 \\ 0 & 1 & 0 & 0 \\ -\sqrt{1 - e^{-2\phi}} & 0 & e^{-\phi} & 0 \\ 0 & 0 & 0 & 1 \end{bmatrix}, \quad (15)$$

and

$$U_{R_{+}} = \begin{bmatrix} 1 & 0 & 0 & 0 \\ 0 & e^{-\phi} & 0 & \sqrt{1 - e^{-2\phi}} \\ 0 & 0 & 1 & 0 \\ 0 & -\sqrt{1 - e^{-2\phi}} & 0 & e^{-\phi} \end{bmatrix} \quad (16)$$

which is unitary as constructed.

In the following, we illustrate how to post-select the ancilla qubits to isolate the non-unitary evolution R_{\pm} . We follow the Qiskit convention where higher qubit indices are more significant (little-endian convention) [152].

We prepare a the following two-qubit state to act on U_{R-} in Eq. 15:

$$|\uparrow\rangle_{A-} \otimes |\psi\rangle = (|\psi\rangle, 0)^T, \quad (17)$$

where $|\psi\rangle$ is the physical single-qubit state, and $|0\rangle_{A-}$ represents the ancilla state. Similarly, for U_{R+} in Eq. 16, we prepare

$$|\downarrow\rangle_{A+} \otimes |\psi\rangle = (0, |\psi\rangle)^T, \quad (18)$$

but with the spin-down ancilla state $|\downarrow\rangle_{A+}$. After applying $U_{R\pm}$ on the above states, we obtain:

$$\begin{aligned} U_{R-} (|\uparrow\rangle_{A-} \otimes |\psi\rangle) &\rightarrow |\uparrow\rangle_{A-} \otimes R_- |\psi\rangle, \\ U_{R+} (|\downarrow\rangle_{A+} \otimes |\psi\rangle) &\rightarrow |\downarrow\rangle_{A+} \otimes R_+ |\psi\rangle, \end{aligned} \quad (19)$$

from which the R_{\mp} non-unitaries can be recovered by simply projecting out the $|\uparrow\rangle$ or $|\downarrow\rangle$ spins in the ancilla qubit.

Realizing generic non-unitary operators through post-selection

In the above, we provided an illustrative example of how to embed single-qubit non-unitary operators in a quantum circuit. Analogously, to embed a desired two-qubit operator U^{nonH} corresponding to a non-Hermitian term into a unitary three-qubit unitary operator $U_{R''}$, we can use the generalized ansatz

$$U_{R''} = \begin{bmatrix} uU^{\text{nonH}} & B_{4\times 4} \\ C_{4\times 4} & D_{4\times 4} \end{bmatrix}, \quad (20)$$

where u^{-2} denotes the maximum eigenvalue of $U^{\text{nonH}\dagger}U^{\text{nonH}}$, and $C_{4\times 4} = A\sqrt{I_{4\times 4} - u^2\Sigma^2}B^\dagger$, where the singular value decomposition of U^{nonH} gives: $U^{\text{nonH}} = A\Sigma B^\dagger$ [128].

Here, the rescaling factor u is necessary for ensuring that $(I_{4\times 4} - u^2\Sigma^2)$ is real and non-negative. We can similarly solve for $B_{4\times 4}$ and $D_{4\times 4}$ numerically by QR decomposition of the following matrix

$$W'_{8\times 8} = \begin{bmatrix} uU^{\text{nonH}} & I_{4\times 4} \\ C_{4\times 4} & I_{4\times 4} \end{bmatrix} = U_{R''} M_{8\times 8}, \quad (21)$$

where $M_{8\times 8}$ is the upper triangular matrix from the QR decomposition of $W'_{8\times 8}$.

To illustrate how such a three-qubit post-selection operation works in the quantum circuit, we consider a two-qubit subspace with an ancilla qubit expressed as $|\psi''\rangle \otimes |\uparrow\rangle_A$ (where $|\psi''\rangle$ is the physical state and $|\uparrow\rangle_A$ is the ancilla state), for which the above three-qubit operation in Eq. 20 leads to

$$U_{R''} |\psi''\rangle \otimes |\uparrow\rangle_A = (uU^{\text{nonH}} |\psi''\rangle) \otimes |\uparrow\rangle_A + (C |\psi''\rangle) \otimes |\downarrow\rangle_A, \quad (22)$$

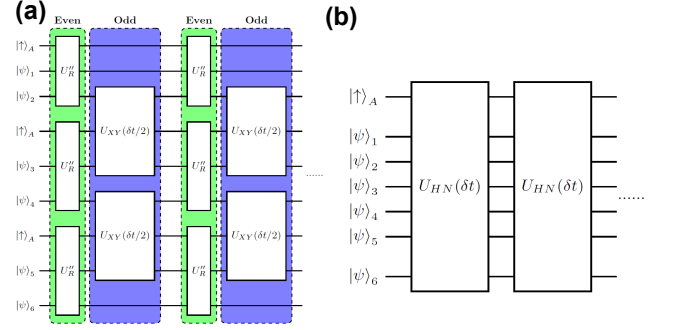


FIG. 5. Structure of the quantum circuits for nH-SSH and Hatano-Nelson Hamiltonian evolutions. (a) The Trotterization structure of the nH-SSH model's quantum circuit (6 physical and 3 ancilla qubits), also shown schematically in FIG. 2b,d of the main text. The subscripts $i = 0, \dots, 5$ label the qubits on the physical non-Hermitian SSH chain, while the subscript "A" labels the ancilla qubits. $U_{R''}$ (green) denotes the operation in Eq. 20, which implements the 2-qubit non-unitary evolution. U_{XY} (blue) represents the operation $e^{i\delta t(\frac{j}{2}\hat{X}\otimes\hat{I}\otimes\hat{X}+\frac{j}{2}\hat{Y}\otimes\hat{I}\otimes\hat{Y})}$ that couples neighboring unit cells. (b) The structure of the Hatano Nelson model's quantum circuit (6 physical and 1 ancilla qubits), also shown schematically in FIG. 2a,c in the main text. Each non-unitary Trotter step is realized by the ancilla-based implementation in Eq. 24. For both models, two Trotter steps are shown.

which recovers the action of U^{nonH} upon post-selection on $|\uparrow\rangle_A$.

To realize the non-unitary dynamics $e^{-i\delta t H_{\text{nH-SSH}}^{\text{spin}}}$ of our non-Hermitian SSH model, we shown in FIG. 5 the circuit for 2 Trotter steps, each which involves 6 physical qubits and 3 ancilla qubits. Each Trotter step is locally broken into even (non-unitary, green) and odd (unitary, blue) bonds as in Eq. 5 in the main text

$$\begin{aligned} e^{+i\delta t \hat{H}_{\text{nH-SSH}}^{\text{spin}}} &\approx \left[\prod_j e^{i\delta t (+\frac{j}{2}(\hat{X}_{2j+1}\hat{X}_{2j+2} + \hat{Y}_{2j+1}\hat{Y}_{2j+2}))} \right] \\ &\left[\prod_j e^{+i\delta t ((J+\gamma)\hat{X}_{2j}^+ \hat{X}_{2j+1}^- + (J-\gamma)\hat{X}_{2j}^- \hat{X}_{2j+1}^+)} \right] = U_{\text{odd}} U_{\text{even}}, \end{aligned} \quad (23)$$

where j is for the real-space position of the physical qubit Q_j , and $\hat{X}^\pm = \frac{\hat{X} \pm i\hat{Y}}{2}$. The non-unitary bonds in Eq. 23 are realized through Eq. 20 as described earlier.

To simulate the nonunitary dynamics of the Hatano-Nelson model, we globally attached 1 ancilla qubits to all 6 physical qubits, such that the entire Trotter step is embedded in the unitary

$$U_{\text{HN}} = \begin{bmatrix} uR_{\text{HN}} & B_{64\times 64} \\ C_{64\times 64} & D_{64\times 64} \end{bmatrix}, \quad (24)$$

which can be solved analogously as before, with R_{HN} sketched in the main text and further elaborated in the Supplementary Materials.

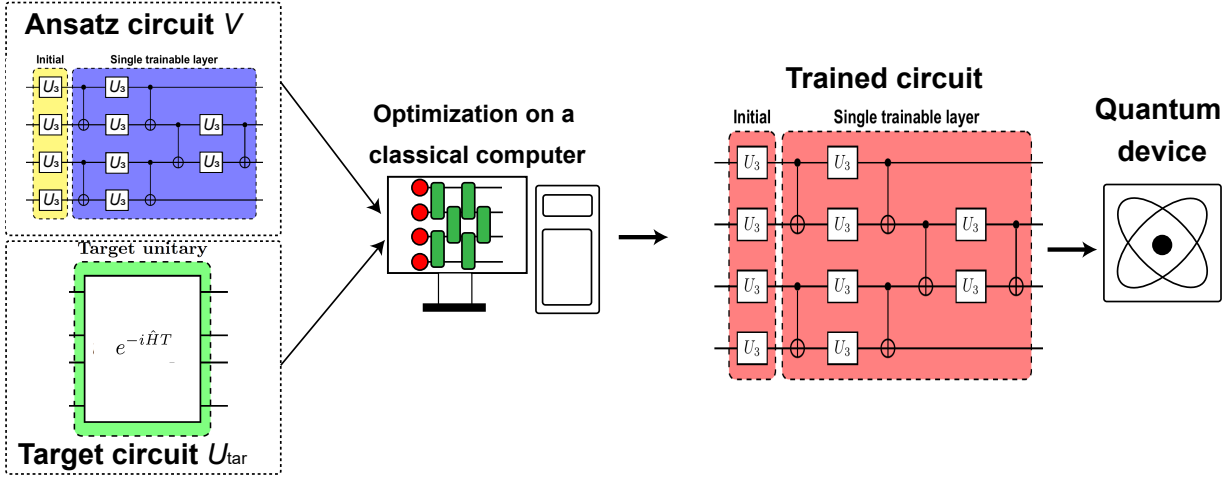


FIG. 6. **Workflow for our variational approach to non-unitary dynamics.** First, the target unitary U_{tar} , which effectively implements the process $e^{-i\hat{H}T}$, (green block) and the trainable unitary ansatz V (blue block) are represented in a matrix product state (MPS) tensor network on a classical computer. The trainable unitary consists of several layers, and each layer consists of a fixed configuration of U_3 and CX gates. Next, the U_3 gate parameters in the trainable unitary are optimized by maximizing the overlap of the target and trainable unitaries with respect to the given initial state i.e. by minimizing the cost function in Eq. 28. The trained ansatz circuit is then transcribed onto the quantum circuit device.

Variational quantum algorithms (VQAs) for noise mitigation

To realize robust simulations on current noisy quantum devices, we use variational quantum algorithms (VQAs) to reduce circuit depth. We use a trainable ansatz circuit V to approximate a desired target unitary circuit U_{tar} . In this work, the target unitary U_{tar} , which effectively implements the process $e^{-i\hat{H}T}$, is the complete time evolution circuit that acts on both the physical and ancilla qubits over all $N_{\text{steps}} = T/\delta t$ Trotter steps, as shown in FIGs. 2 and 5 for our two illustrative models. For the non-Hermitian SSH model, the target U_{tar} is built according to

$$U_{\text{tar}}^{\text{nH-SSH}}(T) = (U_{\text{odd}}U_{\text{even}})^{N_{\text{steps}}}, \quad (25)$$

where U_{even} and U_{odd} denote the even (green) blocks and odd (blue) blocks shown in FIG. 5a. The target unitary for our illustrative Hatano-Nelson model

$$U_{\text{tar}}^{\text{HN}}(T) = U_{\text{HN}}^{N_{\text{steps}}} \quad (26)$$

is simply the single Trotter step U_{HN} (Eq. 24) raised to the N_{steps} -th power (FIG. 5b). These are further detailed in the Supplementary Materials.

To greatly reduce noise, an ansatz circuit V of fixed depth and structure is trained such as to optimally approximate U_{tar} , and then fed into the noisy quantum device. The training workflow is schematically illustrated in FIG. 6. Structure-wise, as depicted in FIG. 7, our trainable circuit consists of multiple ansatz layers (blue), each consisting of an alternating arrangement of U_3 single-qubit rotations and two-qubit $CX = I \otimes |\uparrow\rangle\langle\uparrow| + X \otimes |\downarrow\rangle\langle\downarrow|$

$|\downarrow\rangle\langle\downarrow|$ gates between neighboring qubits. As shown in FIG. 7a for our illustrative non-Hermitian SSH evolution operator with $L = 6$ physical qubits and $L/2 = 3$ ancilla qubits, there are $(3L - 2) = 16$ CX gates per layer.

Since the structure of the ansatz circuit V is fixed, its trainable parts are its U_3 gates given by [152]:

$$U_3(\theta, \phi, \lambda) = \begin{bmatrix} \cos\left(\frac{\theta}{2}\right) & -e^{i\lambda}\sin\left(\frac{\theta}{2}\right) \\ e^{i\phi}\sin\left(\frac{\theta}{2}\right) & e^{i(\phi+\lambda)}\cos\left(\frac{\theta}{2}\right) \end{bmatrix}. \quad (27)$$

Each U_3 gate contain three angular parameters to be optimized, and the set of parameters (θ, ϕ, λ) across all the U_3 gates are obtained by minimizing the following cost function

$$Q(\theta, \phi, \lambda) = 1 - |\langle\psi_0|V^\dagger(\theta, \phi, \lambda)U_{\text{tar}}|\psi_0\rangle|, \quad (28)$$

where $|\psi_0\rangle$ is the initial state. Here, the operator $V^\dagger(\theta, \phi, \lambda)U_{\text{tar}}$ is expressed as a matrix product operator in the cost function, which is minimized when $V(\theta, \phi, \lambda)|\psi_0\rangle$ and $U_{\text{tar}}|\psi_0\rangle$ overlap as much as possible. Note that in the matrix product operator for U_{tar} , an additional projection operator $|\uparrow\rangle\langle\uparrow|$ needs to be applied on each ancilla qubit at each Trotter step. In implementing the VQA, we find that 8 ansatz layers (blue blocks shown in FIG. 7) can ensure that $|\langle\psi_0|V^\dagger U_{\text{tar}}|\psi_0\rangle|^2$ exceeds 90%. As such, our VQA circuits require fewer CX gates than the general Trotterization approach and help make it possible to achieve good signal-to-noise ratios amidst significant device noise.

Furthermore, when we implement our VQA circuits on the noisy IBM Q processor, we select a qubit layout on the physical device with the lowest gate errors

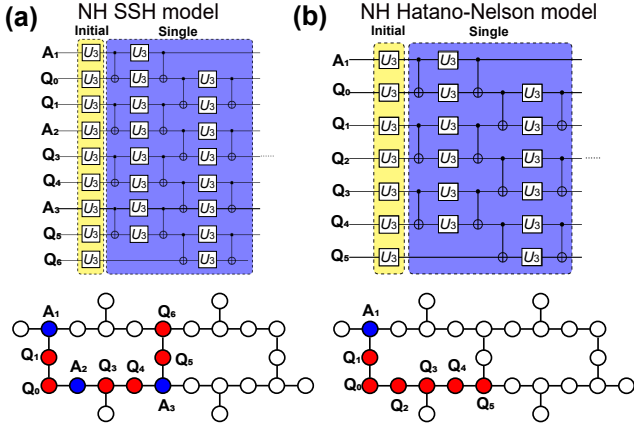


FIG. 7. **Implementation of optimized quantum circuit ansatz.** The trainable ansatz circuits V for our (a) non-Hermitian SSH chain and (b) non-Hermitian Hatano-Nelson chain each consists of an initial U_3 gate and multiple ansatz layers that can be optimized. While each model requires different numbers of ancilla “A” qubits, their ansatz circuits share the same structure, apart from their overall size. Their physical transpilations onto the IBM quantum processor “ibmq_toronto” are shown at the bottom.

possible, based on the latest calibration data and optimal compilation of the circuit. Here, our trained one-dimensional ansatz circuit only consists of CX gates and U_3 gates, which can be directly transpiled to the physical “ibmq_toronto” device which uses the same set of basis gates.

Readout error mitigation

A readout error occurs when the actual qubit to be read is spin-down (spin-up), but is read as spin-up (spin-down) instead. Since post-selection on the ancilla qubits is required to implement our non-unitary evolution, readout errors can lead to poor measurement results. Therefore, mitigating measurement errors [153–159] is an essential part of quantum simulations in the NISQ era. To achieve this, we perform readout error mitigation for all our circuit runs using a scalable approach known as `mthree` (M3) [160, 161]. Compared to the default methods provided by Qiskit [134, 162], which require 2^L circuits where L is the number of qubits, `mthree` works in a

subspace defined by the noisy bitstrings and only requires $2 \times L$ circuits for a single submission. This is integrated in our workflow of job submissions on the IBM Q devices (see Supplementary Information for job submission details). It is also capable of handling both uncorrelated and correlated readout errors on physical devices.

Fermi skin profile from many-fermion NHSE

General formalism

Here we show how a Fermi skin profile in-principle arises when the non-Hermitian skin effect (NHSE) and many-body fermionic exclusion are simultaneously present. Consider a complete orthonormal set of single-body right eigenstates $\{|\phi_n^R\rangle\}$, $n = 1, \dots, L$ of an initially Hermitian Hamiltonian on L sites, arranged in order of increasing eigenenergy. The simplest way to introduce NHSE is by means of a complex flux κ , which corresponds to the rescaling of hopping terms $t_{ij}c_j^\dagger c_i \rightarrow t_{ij}e^{-\kappa(x_i-x_j)}c_j^\dagger c_i$ between sites i, j at positions x_i, x_j . This makes the hopping amplitude between sites i and j a factor of $e^{2\kappa(x_j-x_i)}$ times larger than that of the reversed hopping from j to i , and deforms the eigenstates according to $\phi_n^R(x) \rightarrow \bar{\phi}_n^R(x) = e^{-\kappa x} \phi_n^R(x)$. From now on, barred states will refer to NHSE-pumped states, with the superscript “R” emphasizing that they are right eigenstates.

Under this NHSE pumping, an N -fermion state (with $N \leq L$) can be constructed as the Slater determinant

$$\begin{aligned} \bar{\Psi}_N^R(x_1, \dots, x_N) &= \sum_{\sigma} (-1)^{\sigma} \prod_{n=1}^N e^{-\kappa x_n} \phi_{\sigma(n)}^R(x_n) \\ &= e^{-\kappa \sum_{j=1}^N x_j} \sum_{\sigma} (-1)^{\sigma} \prod_{n=1}^N \phi_{\sigma(n)}^R(x_n), \end{aligned} \quad (29)$$

where σ is a permutation of indices $1, 2, \dots, N$. As such, $\bar{\Psi}_N^R(x_1, \dots, x_N)$ is an antisymmetric linear combination of products of the $N \leq L$ occupied single-body eigenstates with position indices taken over all $N!$ possible permutations. While the $e^{-\kappa \sum_{j=1}^N x_j}$ term may seem to suggest that the N -fermion state still exhibits exponential spatial localization, this cannot be allowed by Pauli exclusion, as enforced by the antisymmetry of the determinant. To see this explicitly, we compute the spatial density (not biorthogonal density)

$$\begin{aligned}
n_x &= \langle \bar{\Psi}_N^R | c_x^\dagger c_x | \bar{\Psi}_N^R \rangle \\
&= \prod_{j=1}^{N-1} \sum_{x_j=1}^L |\bar{\Psi}_N^R(x_1, \dots, x_{N-1}, x)|^2 \\
&= e^{-2\kappa x} e^{-2\kappa \sum_{j=1}^{N-1} x_j} \prod_{j=1}^{N-1} \sum_{x_j=1}^L \left| \sum_{\sigma} (-1)^{\sigma} \phi_{\sigma(N)}^R(x) \prod_{n=1}^{N-1} \phi_{\sigma(n)}^R(x_n) \right|^2 \\
&= e^{-2\kappa x} \sum_{\sigma, \sigma'} (-1)^{\sigma+\sigma'} \phi_{\sigma(N)}^{R*}(x) \phi_{\sigma'(N)}^R(x) \prod_{j=1}^{N-1} \left(\sum_{x_j=1}^L e^{-2\kappa x_j} \phi_{\sigma(j)}^{R*}(x_j) \phi_{\sigma'(j)}^R(x_j) \right) \\
&= \sum_{m,n=1}^N (-1)^{m+n} \bar{\phi}_m^{R*}(x) \bar{\phi}_n^R(x) \sum_{\sigma_m, \sigma'_n} (-1)^{\sigma_m+\sigma'_n} \prod_{j=1}^{N-1} \langle \bar{\phi}_{\sigma_m(j)}^R | \bar{\phi}_{\sigma'_n(j)}^R \rangle \\
&= \sum_{m,n=1}^N \bar{\phi}_m^{R*}(x) [B^{-1}]_{mn} \bar{\phi}_n^R(x)
\end{aligned} \tag{30}$$

where $B_{mn} = \langle \bar{\phi}_m^R | \bar{\phi}_n^R \rangle = \sum_{x=1}^L e^{-2\kappa x} \phi_m^{R*}(x) \phi_n^R(x)$ is the $N \times N$ overlap matrix between the occupied NHSE eigenstates. The penultimate line was obtained by labeling $m = \sigma(N)$ and $n = \sigma'(N)$, and defining permutations σ_m, σ'_n as the permutations of $1, \dots, N$ that exclude elements m and n respectively. To obtain the last line, we note that the penultimate line is just the contraction of the basis NHSE eigenstates with the adjugate matrix [163] of the overlap matrix B , whose elements are just the determinants of the overlap matrix with the m -th row and n -th column deleted. Note that n_x thus defined is invariant under constant rescalings of any constituent single-body eigenstate, and that its overall normalization is determined by the requirement that $n_x \rightarrow \sum_m |\phi_m^R(x)|^2$ in the Hermitian limit.

Eq. 30 has effectively expressed the many-body density n_x entirely in terms of the single-body eigenstates $\bar{\phi}_n^R$ and their overlaps. In the Hermitian case without the NHSE, these eigenstates are already orthonormal and the overlap matrix is trivially the identity. The non-trivial profile of the many-body density is thus a direct consequence of the non-orthonormality of the NHSE-pumped (right) eigenstates. Further insight can be gleaned from expanding the overlap matrix B in its eigenbasis: $B = \sum_{\nu} b_{\nu} \varphi_{\nu} \varphi_{\nu}^T$, whose eigenstates φ_{ν} are orthonormal and can be obtained from the ϕ_m^R s by Gram-Schmidt orthogonalization. Then Eq. 30 can be expressed as

$$\begin{aligned}
n_x &= \sum_{m,n=1}^N \bar{\phi}_m^{R*}(x) \left[\sum_{\nu} b_{\nu}^{-1} \varphi_{\nu} \varphi_{\nu}^T \right]_{mn} \bar{\phi}_n^R(x) \\
&= \sum_{\nu} b_{\nu}^{-1} |\varphi_{\nu}^T \cdot \bar{\phi}^R(x)|^2 = \sum_{\nu} n_{\nu}(x)
\end{aligned} \tag{31}$$

where $\bar{\phi}^R(x) = (\bar{\phi}_1^R(x), \bar{\phi}_2^R(x), \dots, \bar{\phi}_N^R(x))^T$, and $n_{\nu}(x)$ is the contribution to the many-body density n_x from the

ν -th eigenstate φ_{ν} of the overlap matrix. Notably, $n_{\nu}(x)$ has the physical interpretation of being the density of the ν -th effective NHSE-squeezed ‘‘particle’’ (see FIG. 8a,b), since $\sum_{x_j=1}^L n_{\nu}(x) = b_{\nu}^{-1} \varphi_{\nu}^T \cdot \left[\sum_{x=1}^L \bar{\phi}^{R*}(x) \bar{\phi}^R(x) \right] \varphi_{\nu} = b_{\nu}^{-1} \varphi_{\nu}^T \cdot B \varphi_{\nu} = b_{\nu}^{-1} b_{\nu} \varphi_{\nu}^T \cdot \varphi_{\nu} = 1$ is always normalized to unity, as expected of a bona-fide particle.

The spectral decomposition of the overlap matrix in Eq. 31 allows one to mathematically deduce the mathematical origin of the Fermi skin profile, applicable for generic multi-fermion systems with sufficiently large NHSE. From physical grounds, we already expect the fermions to accumulate against the left boundary at $x = 0$, even though $n_x \leq 1$ due to Pauli exclusion. Below we explain how, from the non-orthonormality and incompleteness of the set of $|\bar{\phi}_n^R\rangle$, $n = 1, \dots, N$ eigenstates, we can deduce that as we move away from the left boundary, the n_x profile evolves from a near-uniform value of $n_x \approx 1$ for $x \ll N$, and gradually decay to $n_x \approx 0$ for $x \gg N$ when $N < L$ (FIG. 8a,b).

We first express the overlap matrix as

$$B = \sum_{\nu=1}^N b_{\nu} \varphi_{\nu} \varphi_{\nu}^T = \sum_{x=1}^L e^{-2\kappa x} \phi^R(x) [\phi^R(x)]^T. \tag{32}$$

In the fully occupied $N = L$ case, we could instantly identify $b_{\nu} = e^{-2\kappa \nu}$ and $\varphi_{\nu} = \phi^R(\nu)$, such that $n_{\nu}(x) = e^{2\kappa \nu} |[\phi^{R*}(\nu)]^T \cdot \bar{\phi}^R(x)|^2 = |[\phi^{R*}(\nu)]^T \cdot \phi^R(x)|^2 = \delta_{\nu x}$ due to the completeness of the (Hermitian) ϕ_n^R eigenstates.

When the fermionic occupancy $N < L$ is not full, $n_{\nu}(x) \neq \delta_{\nu x}$ because the N occupied ϕ_n^R are no longer complete. However, in the strong NHSE limit where $e^{-\kappa} \ll 1$, the $e^{-2\kappa x}$ factor in Eq. 32 still forms a well-defined hierarchy of scales with exponential spacing (FIG. 8c) that prevent easy mixing of the states $\phi^R(x)$ [164]. Hence we still have $n_{\nu}(x) \approx \delta_{\nu x}$, at least

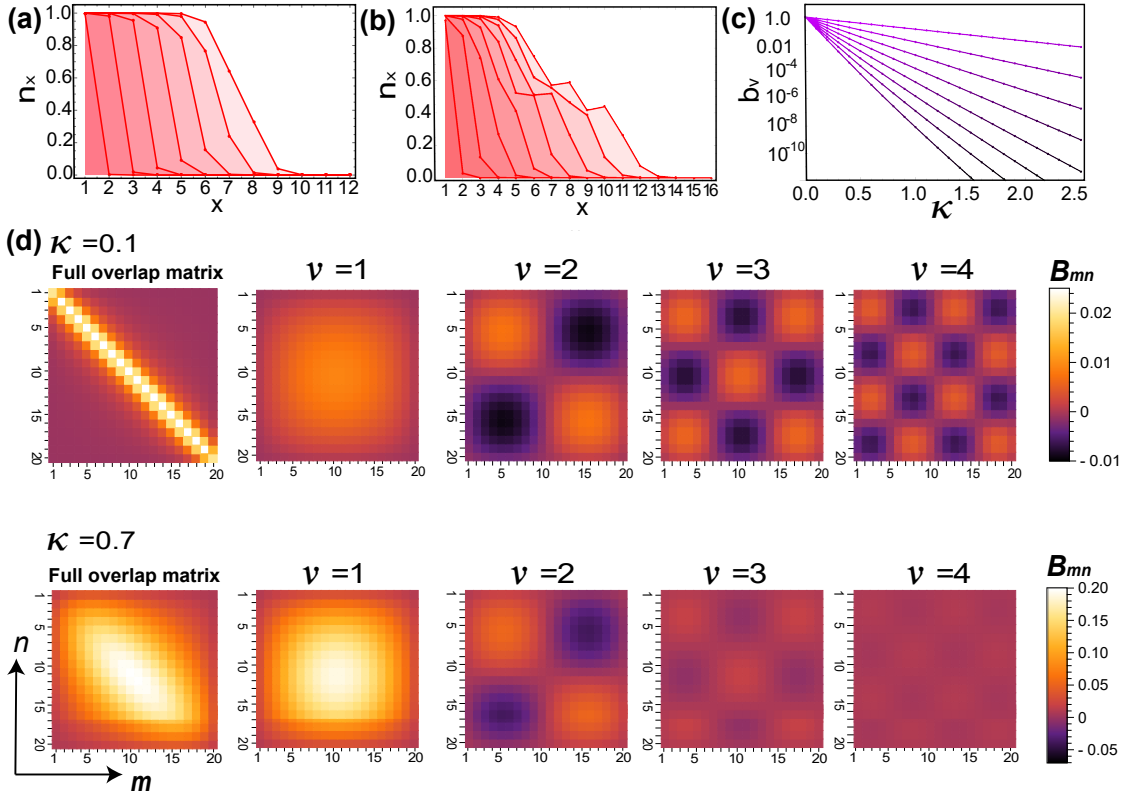


FIG. 8. **Orthogonalization of the n_x profile into non-overlapping effective particle contributions and the eigenstructure of the overlap matrix B_{mn} .** (a,b) Plots of the many-body density profile $n_x = \sum_{\nu=1}^N n_\nu(x)$ for (a) $N = 7$, $L = 8$, $\kappa = \log 10$ and (b) $N = 8$, $L = 16$, $\kappa = \log 5$ for the many-fermion Hatano-Nelson model with single-body eigenstates given in Eq. 33. The different colors show the accumulated partial contributions $\sum_{\nu=1}^{N_{\text{partial}}} n_\nu(x)$, where $N_{\text{partial}} = 1, 2, \dots, N$ in decreasing color intensity. (a) When the NHSE asymmetry $\kappa = \log 10$ is strong, $n_\nu(x) \approx \delta_{\nu x}$ for the first few ν , leading to an almost flat n_x profile at small x , and a Fermi-Dirac-like overall profile for general x . (b) For lower κ , this “Fermi skin” profile can become slightly non-monotonic. (c) The eigenvalues b_ν of the overlap matrix B are exponentially separated with intervals proportional to the NHSE asymmetry κ . For $\kappa > 1$, the eigenvalues exhibit a clear hierarchy of scales. (d) The decomposition of the overlap matrix $B = \sum_\nu b_\nu \varphi_\nu \varphi_\nu^T$ of the right skin eigenstates in terms of the contributions from the ν -th eigensector, for small hopping asymmetry $\kappa = 0.1$ (Top) and larger asymmetry $\kappa = 0.7$ (Bottom), both at $N = L = 20$. B is manifestly well-approximated by just its $\nu = 1$ eigensector for large κ , consistent with the hierarchy of scales in the eigenspectrum of B .

for the first few ν , which results in an almost uniform $n_x \approx \sum_{\text{small } \nu} \delta_{\nu x}$ profile at small x (first few “slices” in FIG. 8a,b). However, as ν increases, obtaining the orthonormal eigenstate φ_ν requires more and more mixing from the ϕ^R at various sites x . As shown in FIG. 8a,b, when x and $\nu \approx N$, $n_\nu(x)$ has spread out significantly (light-colored slices), and gives way to the rapid drop of n_x in the “Fermi skin” profile.

Interestingly, even though the overlap matrix B is dominated by the leading $\nu = 1$ eigenvalue contribution $b_1 \varphi_1 \varphi_1^T$ at large κ (FIG. 8d), all eigensectors ν in fact contribute *equally* to density profile $n_x = \sum_\nu n_\nu(x)$. This is because each constituent $n_\nu(x)$ is in fact proportional to b_ν^{-1} (Eq. 31), such that they obey the same normalization $\sum_{x=1}^L n_\nu(x) = 1$.

Fermi skin for the Hatano-Nelson model

Below, we present details of the Fermi skin profile for the analytically tractable Hatano-Nelson (HN) eigenstates, even though our formalism is completely applicable for generic single-body eigenstates, such as those of the non-Hermitian SSH model appearing in the text.

In an OBC HN chain with L sites, a complete orthonormal basis (in the Hermitian limit) is given by

$$\phi_n^{\text{HN}}(x) = \sqrt{\frac{2}{L+1}} \sin \frac{\pi n x}{L+1} \quad (33)$$

where we have dropped the “R” superscript. Introducing the NHSE by rescaling the left/right hoppings by a factor of $e^{\pm\kappa}$, these eigenstates are deformed into $\tilde{\phi}_n^{\text{HN}}(x) = e^{-\kappa x} \phi_n^{\text{HN}}(x)$ right NHSE eigenstates.

For this simplest model, an analytic expression also ex-

ists for the overlap matrix elements $B_{mn}^{\text{HN}} = \langle \bar{\phi}_m^{\text{HN}} | \bar{\phi}_n^{\text{HN}} \rangle =$

$$\frac{(1 - (-1)^{m+n} e^{-2\kappa(L+1)}) \sinh 2\kappa \sin \frac{m\pi}{L+1} \sin \frac{n\pi}{L+1}}{(L+1) \left(\cosh 2\kappa - \cos \frac{\pi(m+n)}{L+1} \right) \left(\cosh 2\kappa - \cos \frac{\pi(m-n)}{L+1} \right)}, \quad (34)$$

as plotted in FIG. 8d for small $\kappa = 0.1$ (Top) and moderate $\kappa = 0.7$ (Bottom). In the $e^\kappa \gg 1$ limit of strong NHSE, we are indeed left with the dominant rank-one expression $B_{mn}^{\text{HN}} \rightarrow \frac{2e^{-2\kappa}}{L+1} \sin \frac{m\pi}{L+1} \sin \frac{n\pi}{L+1}$. By explicit fitting of the resultant n_x with the Fermi skin ansatz $n_{\text{FS}}(x) = (1 + e^{\beta_{\text{eff}}(x-N)})^{-1}$ (Eq. ???), which holds accurately in the large e^κ limit, we obtain the approximate linear relationship $\beta_{\text{eff}} \approx 4\kappa$ for this HN model [127]. This is expected to hold for generic models too, as long as κ is sufficiently large such that n_x is monotonic.

Observing the Fermi skin from short-time evolution

Technically, the many-body density should only accurately assume the Fermi skin profile $n_{\text{FS}}(i)$ (Eq. 11) in the asymptotic limit of long times and large system sizes. Yet, we are able to observe an approximate Fermi skin-like density profile (Fig. 4) in only 5 to 10 Trotter steps. Below, we provide clues to why this is possible by considering the following bespoke measure of fermion density, which is weighted by the overlap of the initial state $|\psi(0)\rangle$ with the many-body eigenstates $|\psi_j\rangle$:

$$n'(i) = C \sum_j |\langle \psi(0) | \psi_j \rangle| |(\langle \psi_j | \hat{Z}_i | \psi_j \rangle + 1)/2|, \quad (35)$$

where C is a normalization factor that ensures the half-filled condition $\sum_{i=0}^{L-1} n'(i) = L/2$. We here effectively extract the contribution from high-overlap states by adopting $|\langle \psi(0) | \psi_j \rangle|$ as weights. Thus, $n'(i)$ serves as an estimate for the averaged spatial density profile at short times, since short-time dynamics are governed by eigenstates with high initial overlaps.

As shown in FIG. 9, we compare the $n'(i)$ of two different initial states: the density-wave (antiferromagnetic) state ($\psi(0) = |\uparrow\downarrow\uparrow\downarrow\uparrow\downarrow\rangle$, blue) and the half-localized state ($\psi(0) = |\uparrow\uparrow\uparrow\downarrow\downarrow\downarrow\rangle$, yellow) used in our hardware demonstration of the Fermi skin. While the half-localized initial state (yellow curve) approximately exhibits a Fermi-Dirac real-space profile, as seen from its fit with the green dashed curve, the antiferromagnetic initial state does not. Hence had we used the latter as the initial state for demonstrating multi-fermion NHSE, we would have had to execute more Trotter steps before its converges approximately to the Fermi skin profile exhibiting its characteristic Fermi-Dirac shape.

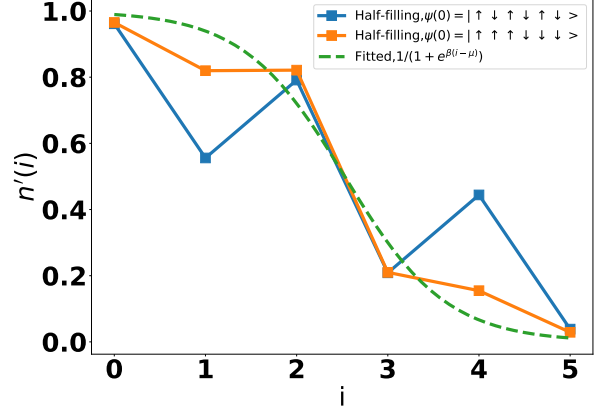


FIG. 9. Illustration of the $n'(i)$ for chosen initial states. The numerically evaluated $n'(i)$ from Eq. 35 for our model Eq. 7 ($J = 2, \gamma = 1.5$), with initial states $|\uparrow\downarrow\uparrow\downarrow\uparrow\downarrow\rangle$ and $|\uparrow\uparrow\uparrow\downarrow\downarrow\downarrow\rangle$ represented in blue and yellow respectively. The yellow profile exhibits a better fit with the Fermi-Dirac profile $1/(1 + e^{\beta(i-\mu)})$ (green), where $\mu \approx (L-1)/2 = 2.5$ and $\beta = \ln\left(\frac{J+\gamma}{J-\gamma}\right) \approx 1.95$ is empirically optimized.

* e0554228@u.nus.edu

† tianqi.chen@ntu.edu.sg

‡ phylch@nus.edu.sg

- [1] R. El-Ganainy, K. G. Makris, M. Khajavikhan, Z. H. Musslimani, S. Rotter, and D. N. Christodoulides, Non-hermitian physics and pt symmetry, *Nature Physics* **14**, 11 (2018).
- [2] K. Kawabata, K. Shiozaki, M. Ueda, and M. Sato, Symmetry and topology in non-hermitian physics, *Phys. Rev. X* **9**, 041015 (2019).
- [3] Y. Ashida, Z. Gong, and M. Ueda, Non-hermitian physics, *Advances in Physics* **69**, 249 (2020).
- [4] Y. Wu, W. Liu, J. Geng, X. Song, X. Ye, C.-K. Duan, X. Rong, and J. Du, Observation of parity-time symmetry breaking in a single-spin system, *Science* **364**, 878 (2019).
- [5] D. S. Borgnia, A. J. Kruchkov, and R.-J. Slager, Non-hermitian boundary modes and topology, *Phys. Rev. Lett.* **124**, 056802 (2020).
- [6] S. Yao and Z. Wang, Edge states and topological invariants of non-hermitian systems, *Phys. Rev. Lett.* **121**, 086803 (2018).
- [7] C. H. Lee and R. Thomale, Anatomy of skin modes and topology in non-hermitian systems, *Physical Review B* **99**, 201103 (2019).
- [8] R. Lin, T. Tai, L. Li, and C. H. Lee, Topological non-hermitian skin effect, *Frontiers of Physics* **18**, 53605 (2023).
- [9] F. Song, S. Yao, and Z. Wang, Non-hermitian skin effect and chiral damping in open quantum systems, *Phys. Rev. Lett.* **123**, 170401 (2019).
- [10] K. Kawabata, M. Sato, and K. Shiozaki, Higher-order non-hermitian skin effect, *Phys. Rev. B* **102**, 205118 (2020).

- (2020).
- [11] N. Okuma, K. Kawabata, K. Shiozaki, and M. Sato, Topological origin of non-hermitian skin effects, *Phys. Rev. Lett.* **124**, 086801 (2020).
- [12] L. Li, C. H. Lee, S. Mu, and J. Gong, Critical non-hermitian skin effect, *Nature communications* **11**, 1 (2020).
- [13] X. Zhu, H. Wang, S. K. Gupta, H. Zhang, B. Xie, M. Lu, and Y. Chen, Photonic non-hermitian skin effect and non-bloch bulk-boundary correspondence, *Phys. Rev. Res.* **2**, 013280 (2020).
- [14] W. Zhang, F. Di, H. Yuan, H. Wang, X. Zheng, L. He, H. Sun, and X. Zhang, Observation of non-hermitian many-body skin effects in hilbert space, arXiv preprint arXiv:2109.08334 (2021).
- [15] K. Zhang, Z. Yang, and C. Fang, Universal non-hermitian skin effect in two and higher dimensions, *Nature communications* **13**, 1 (2022).
- [16] F. Qin, Y. Ma, R. Shen, C. H. Lee, et al., Universal competitive spectral scaling from the critical non-hermitian skin effect, *Physical Review B* **107**, 155430 (2023).
- [17] C. H. Lee, L. Li, R. Thomale, and J. Gong, Unraveling non-hermitian pumping: emergent spectral singularities and anomalous responses, *Physical Review B* **102**, 085151 (2020).
- [18] L. Li, C. H. Lee, and J. Gong, Topological switch for non-hermitian skin effect in cold-atom systems with loss, *Phys. Rev. Lett.* **124**, 250402 (2020).
- [19] L. Li, C. H. Lee, and J. Gong, Impurity induced scale-free localization, *Communications Physics* **4**, 1 (2021).
- [20] L. Li and C. H. Lee, Non-hermitian pseudo-gaps, *Science Bulletin* **67**, 685 (2022).
- [21] H. Jiang and C. H. Lee, Dimensional transmutation from non-hermiticity, *Phys. Rev. Lett.* **131**, 076401 (2023).
- [22] T. Tai and C. H. Lee, Zoology of non-hermitian spectra and their graph topology, *Physical Review B* **107**, L220301 (2023).
- [23] F. Qin, R. Shen, L. Li, and C. H. Lee, Kinked linear response from non-hermitian pumping, arXiv preprint arXiv:2306.13139 (2023).
- [24] K. Cao, Q. Du, and S.-P. Kou, Many-body non-hermitian skin effect at finite temperatures, *Phys. Rev. B* **108**, 165420 (2023).
- [25] C. H. Lee, Many-body topological and skin states without open boundaries, *Physical Review B* **104**, 195102 (2021).
- [26] K. Kawabata, K. Shiozaki, and S. Ryu, Many-body topology of non-hermitian systems, *Phys. Rev. B* **105**, 165137 (2022).
- [27] K. Kawabata, T. Numasawa, and S. Ryu, Entanglement phase transition induced by the non-hermitian skin effect, *Phys. Rev. X* **13**, 021007 (2023).
- [28] R. Shen and C. H. Lee, Non-hermitian skin clusters from strong interactions, *Communications Physics* **5**, 1 (2022).
- [29] A. N. Poddubny, Interaction-induced analog of a non-hermitian skin effect in a lattice two-body problem, *Phys. Rev. B* **107**, 045131 (2023).
- [30] K. Cao and S.-P. Kou, Topological phase of many-body non-hermitian systems, arXiv preprint arXiv:2311.03043 (2023).
- [31] K. Kawabata, T. Numasawa, and S. Ryu, Entanglement phase transition induced by the non-hermitian skin effect, *Phys. Rev. X* **13**, 021007 (2023).
- [32] B. Zhou, R. Wang, and B. Wang, Renormalization group approach to non-hermitian topological quantum criticality, *Phys. Rev. B* **102**, 205116 (2020).
- [33] Y.-T. Tu, Y.-C. Tzeng, and P.-Y. Chang, Rényi entropies and negative central charges in non-Hermitian quantum systems, *SciPost Phys.* **12**, 194 (2022).
- [34] Y.-N. Wang, W.-L. You, and G. Sun, Quantum criticality in interacting bosonic kitaev-hubbard models, *Phys. Rev. A* **106**, 053315 (2022).
- [35] S. Rahul and S. Sarkar, Topological quantum criticality in non-hermitian extended kitaev chain, *Scientific Reports* **12**, 1 (2022).
- [36] C. H. Lee, Exceptional bound states and negative entanglement entropy, *Physical Review Letters* **128**, 010402 (2022).
- [37] D. Zou, T. Chen, H. Meng, Y. S. Ang, X. Zhang, and C. H. Lee, Experimental observation of exceptional bound states in a classical circuit network, arXiv preprint arXiv:2308.01970 (2023).
- [38] R. Shen, T. Chen, M. M. Aliyu, F. Qin, Y. Zhong, H. Loh, and C. H. Lee, Proposal for observing yang-lee criticality in rydberg atomic arrays, *Phys. Rev. Lett.* **131**, 080403 (2023).
- [39] C. Ehrhardt and J. Larson, Exploring the impact of fluctuation-induced criticality on non-hermitian skin effect and quantum sensors, arXiv preprint arXiv:2310.18259 (2023).
- [40] Y.-C. Wang, K. Suthar, H. H. Jen, Y.-T. Hsu, and J.-S. You, Non-hermitian skin effects on thermal and many-body localized phases, *Phys. Rev. B* **107**, L220205 (2023).
- [41] J. Mák, M. Bhaseen, and A. Pal, Statics and dynamics of non-hermitian many-body localization, arXiv preprint arXiv:2301.01763 (2023).
- [42] H.-Z. Li, X.-J. Yu, and J.-X. Zhong, Non-hermitian stark many-body localization, arXiv preprint arXiv:2305.09387 (2023).
- [43] M. Pan, H. Zhao, P. Miao, S. Longhi, and L. Feng, Photonic zero mode in a non-hermitian photonic lattice, *Nature communications* **9**, 1308 (2018).
- [44] J. Zhong, K. Wang, Y. Park, V. Asadchy, C. C. Wojcik, A. Dutt, and S. Fan, Nontrivial point-gap topology and non-hermitian skin effect in photonic crystals, *Physical Review B* **104**, 125416 (2021).
- [45] Z. Fang, M. Hu, L. Zhou, and K. Ding, Geometry-dependent skin effects in reciprocal photonic crystals, *Nanophotonics* **11**, 3447 (2022).
- [46] T. Helbig, T. Hofmann, S. Imhof, M. Abdelghany, T. Kiessling, L. Molenkamp, C. Lee, A. Szameit, M. Greiter, and R. Thomale, Generalized bulk-boundary correspondence in non-hermitian topoelectrical circuits, *Nature Physics* **16**, 747 (2020).
- [47] D. Zou, T. Chen, W. He, J. Bao, C. H. Lee, H. Sun, and X. Zhang, Observation of hybrid higher-order skin-topological effect in non-hermitian topoelectrical circuits, *Nature Communications* **12**, 1 (2021).
- [48] C. Shang, S. Liu, R. Shao, P. Han, X. Zang, X. Zhang, K. N. Salama, W. Gao, C. H. Lee, R. Thomale, et al., Experimental identification of the second-order non-hermitian skin effect with physics-graph-informed machine learning, arXiv preprint arXiv:2203.00484 (2022).
- [49] B. Liu, Y. Li, B. Yang, X. Shen, Y. Yang, Z. H. Hang, and M. Ezawa, Experimental observation of non-

- hermitian higher-order skin interface states in topological electric circuits, *Phys. Rev. Res.* **5**, 043034 (2023).
- [50] M. Ezawa, Non-hermitian boundary and interface states in nonreciprocal higher-order topological metals and electrical circuits, *Phys. Rev. B* **99**, 121411 (2019).
- [51] M. Ezawa, Non-hermitian higher-order topological states in nonreciprocal and reciprocal systems with their electric-circuit realization, *Phys. Rev. B* **99**, 201411 (2019).
- [52] A. Ghatak, M. Brandenbourger, J. Van Wezel, and C. Coullais, Observation of non-hermitian topology and its bulk–edge correspondence in an active mechanical metamaterial, *Proceedings of the National Academy of Sciences* **117**, 29561 (2020).
- [53] C. Scheibner, W. T. Irvine, and V. Vitelli, Non-hermitian band topology and skin modes in active elastic media, *Physical Review Letters* **125**, 118001 (2020).
- [54] K. Sone, Y. Ashida, and T. Sagawa, Exceptional non-hermitian topological edge mode and its application to active matter, *Nature communications* **11**, 5745 (2020).
- [55] Q. Liang, D. Xie, Z. Dong, H. Li, H. Li, B. Gadway, W. Yi, and B. Yan, Dynamic signatures of non-hermitian skin effect and topology in ultracold atoms, *Phys. Rev. Lett.* **129**, 070401 (2022).
- [56] M. Greiner, O. Mandel, T. Esslinger, T. W. Hänsch, and I. Bloch, Quantum phase transition from a superfluid to a mott insulator in a gas of ultracold atoms, *nature* **415**, 39 (2002).
- [57] I. Bloch, Ultracold quantum gases in optical lattices, *Nature physics* **1**, 23 (2005).
- [58] I. Bloch, J. Dalibard, and W. Zwerger, Many-body physics with ultracold gases, *Reviews of modern physics* **80**, 885 (2008).
- [59] S. Giorgini, L. P. Pitaevskii, and S. Stringari, Theory of ultracold atomic fermi gases, *Reviews of Modern Physics* **80**, 1215 (2008).
- [60] I. Bloch, J. Dalibard, and S. Nascimbene, Quantum simulations with ultracold quantum gases, *Nature Physics* **8**, 267 (2012).
- [61] H. Miyake, G. A. Siviloglou, C. J. Kennedy, W. C. Burton, and W. Ketterle, Realizing the harper hamiltonian with laser-assisted tunneling in optical lattices, *Physical review letters* **111**, 185302 (2013).
- [62] G. Jotzu, M. Messer, R. Desbuquois, M. Lebrat, T. Uehlinger, D. Greif, and T. Esslinger, Experimental realization of the topological haldane model with ultracold fermions, *Nature* **515**, 237 (2014).
- [63] M. Schreiber, S. S. Hodgman, P. Bordia, H. P. Lüschen, M. H. Fischer, R. Vosk, E. Altman, U. Schneider, and I. Bloch, Observation of many-body localization of interacting fermions in a quasirandom optical lattice, *Science* **349**, 842 (2015).
- [64] A. Mazurenko, C. S. Chiu, G. Ji, M. F. Parsons, M. Kanász-Nagy, R. Schmidt, F. Grusdt, E. Demler, D. Greif, and M. Greiner, A cold-atom fermi–hubbard antiferromagnet, *Nature* **545**, 462 (2017).
- [65] G. Salomon, J. Koepsell, J. Vijayan, T. A. Hilker, J. Nespolo, L. Pollet, I. Bloch, and C. Gross, Direct observation of incommensurate magnetism in hubbard chains, *Nature* **565**, 56 (2019).
- [66] A. Kyprianidis, F. Machado, W. Morong, P. Becker, K. S. Collins, D. V. Else, L. Feng, P. W. Hess, C. Nayak, G. Pagano, et al., Observation of a prethermal discrete time crystal, *Science* **372**, 1192 (2021).
- [67] Z. Ren, D. Liu, E. Zhao, C. He, K. K. Pak, J. Li, and G.-B. Jo, Chiral control of quantum states in non-hermitian spin–orbit-coupled fermions, *Nature Physics* **18**, 385 (2022).
- [68] F. Qin, R. Shen, and C. H. Lee, Non-hermitian squeezed polarons, *Phys. Rev. A* **107**, L010202 (2023).
- [69] E. Urban, T. A. Johnson, T. Henage, L. Isenhower, D. Yavuz, T. Walker, and M. Saffman, Observation of rydberg blockade between two atoms, *Nature Physics* **5**, 110 (2009).
- [70] A. Gaëtan, Y. Miroshnychenko, T. Wilk, A. Chotia, M. Viteau, D. Comparat, P. Pillet, A. Browaeys, and P. Grangier, Observation of collective excitation of two individual atoms in the rydberg blockade regime, *Nature Physics* **5**, 115 (2009).
- [71] M. M. Aliyu, L. Zhao, X. Q. Quek, K. C. Yellapragada, and H. Loh, d_1 magic wavelength tweezers for scaling atom arrays, *Phys. Rev. Res.* **3**, 043059 (2021).
- [72] L. Zhao, M. D. K. Lee, M. M. Aliyu, and H. Loh, Transforming rydberg interactions with floquet frequency modulation, arXiv preprint arXiv:2306.08596 (2023).
- [73] Q. Liang, D. Xie, Z. Dong, H. Li, H. Li, B. Gadway, W. Yi, and B. Yan, Dynamic signatures of non-hermitian skin effect and topology in ultracold atoms, *Phys. Rev. Lett.* **129**, 070401 (2022).
- [74] L. K. Grover, Quantum mechanics helps in searching for a needle in a haystack, *Physical review letters* **79**, 325 (1997).
- [75] S. Somaroo, C. H. Tseng, T. F. Havel, R. Laflamme, and D. G. Cory, Quantum simulations on a quantum computer, *Phys. Rev. Lett.* **82**, 5381 (1999).
- [76] T. Byrnes and Y. Yamamoto, Simulating lattice gauge theories on a quantum computer, *Physical Review A* **73**, 022328 (2006).
- [77] D. Bacon and W. VAn DAM, Recent progress in quantum algorithms, *Communications of the ACM* **53**, 84 (2010).
- [78] H. Lamm and S. Lawrence, Simulation of nonequilibrium dynamics on a quantum computer, *Phys. Rev. Lett.* **121**, 170501 (2018).
- [79] A. Smith, M. Kim, F. Pollmann, and J. Knolle, Simulating quantum many-body dynamics on a current digital quantum computer, *npj Quantum Information* **5**, 1 (2019).
- [80] J. Vovrosh and J. Knolle, Confinement and entanglement dynamics on a digital quantum computer, *Scientific reports* **11**, 1 (2021).
- [81] Y. Alexeev, D. Bacon, K. R. Brown, R. Calderbank, L. D. Carr, F. T. Chong, B. DeMarco, D. Englund, E. Farhi, B. Fefferman, A. V. Gorshkov, A. Houck, J. Kim, S. Kimmel, M. Lange, S. Lloyd, M. D. Lukin, D. Maslov, P. Maunz, C. Monroe, J. Preskill, M. Roetteler, M. J. Savage, and J. Thompson, Quantum computer systems for scientific discovery, *PRX Quantum* **2**, 017001 (2021).
- [82] Y. Mao, M. Chaudhary, M. Kondappan, J. Shi, E. O. Ilo-Okeke, V. Ivannikov, and T. Byrnes, Measurement-based deterministic imaginary time evolution, *Physical Review Letters* **131**, 110602 (2023).
- [83] N. Mohseni, C. Navarrete-Benlloch, T. Byrnes, and F. Marquardt, Deep recurrent networks predicting the gap evolution in adiabatic quantum computing, *Quantum* **7**, 1039 (2023).
- [84] E. Chertkov, J. Bohnet, D. Francois, J. Gaebler,

- D. Gresh, A. Hankin, K. Lee, D. Hayes, B. Neyenhuis, R. Stutz, *et al.*, Holographic dynamics simulations with a trapped-ion quantum computer, *Nature Physics* **18**, 1074 (2022).
- [85] A. Kirmani, D. S. Wang, P. Ghaemi, and A. Rahmani, Braiding fractional quantum hall quasiholes on a superconducting quantum processor, *Phys. Rev. B* **108**, 064303 (2023).
- [86] S. Dogra, A. A. Melnikov, and G. S. Paraoanu, Quantum simulation of parity-time symmetry breaking with a superconducting quantum processor, *Communications Physics* **4**, 26 (2021).
- [87] J. You and F. Nori, Superconducting circuits and quantum information, *Physics today* **58**, 42 (2005).
- [88] M. H. Devoret and R. J. Schoelkopf, Superconducting circuits for quantum information: an outlook, *Science* **339**, 1169 (2013).
- [89] G. Wendin, Quantum information processing with superconducting circuits: a review, *Reports on Progress in Physics* **80**, 106001 (2017).
- [90] M. Motta, C. Sun, A. T. Tan, M. J. O'Rourke, E. Ye, A. J. Minnich, F. G. Brandão, and G. K.-L. Chan, Determining eigenstates and thermal states on a quantum computer using quantum imaginary time evolution, *Nature Physics* **16**, 205 (2020).
- [91] S. McArdle, T. Jones, S. Endo, Y. Li, S. C. Benjamin, and X. Yuan, Variational ansatz-based quantum simulation of imaginary time evolution, *npj Quantum Information* **5**, 75 (2019).
- [92] H. Zhang, T. Chen, L. Li, C. H. Lee, and X. Zhang, Electrical circuit realization of topological switching for the non-hermitian skin effect, *Physical Review B* **107**, 085426 (2023).
- [93] Y. Song, W. Liu, L. Zheng, Y. Zhang, B. Wang, and P. Lu, Two-dimensional non-hermitian skin effect in a synthetic photonic lattice, *Phys. Rev. Appl.* **14**, 064076 (2020).
- [94] Z. Hu, R. Xia, and S. Kais, A quantum algorithm for evolving open quantum dynamics on quantum computing devices, *Scientific reports* **10**, 3301 (2020).
- [95] J. Han, W. Cai, L. Hu, X. Mu, Y. Ma, Y. Xu, W. Wang, H. Wang, Y. P. Song, C.-L. Zou, and L. Sun, Experimental simulation of open quantum system dynamics via trotterization, *Phys. Rev. Lett.* **127**, 020504 (2021).
- [96] Y. Wang, E. Mulvihill, Z. Hu, N. Lyu, S. Shivpuje, Y. Liu, M. B. Soley, E. Geva, V. S. Batista, and S. Kais, Simulation of open quantum system dynamics based on the generalized quantum master equation on quantum computing devices, *arXiv preprint arXiv:2209.04956* (2022).
- [97] Y. Mao, M. Chaudhary, M. Kondappan, J. Shi, E. O. Ilo-Okeke, V. Ivannikov, and T. Byrnes, Measurement-based deterministic imaginary time evolution, *arXiv preprint arXiv:2202.09100* (2022).
- [98] C. Fleckenstein, A. Zorzato, D. Varjas, E. J. Bergholtz, J. H. Bardarson, and A. Tiwari, Non-hermitian topology in monitored quantum circuits, *Phys. Rev. Res.* **4**, L032026 (2022).
- [99] Y. Wan, D. Kienzler, S. D. Erickson, K. H. Mayer, T. R. Tan, J. J. Wu, H. M. Vasconcelos, S. Glancy, E. Knill, D. J. Wineland, *et al.*, Quantum gate teleportation between separated qubits in a trapped-ion processor, *Science* **364**, 875 (2019).
- [100] J. M. Pino, J. M. Dreiling, C. Figgatt, J. P. Gaebler, S. A. Moses, M. Allman, C. Baldwin, M. Foss-Feig, D. Hayes, K. Mayer, *et al.*, Demonstration of the trapped-ion quantum ccd computer architecture, *Nature* **592**, 209 (2021).
- [101] J. Preskill, Quantum Computing in the NISQ era and beyond, *Quantum* **2**, 79 (2018).
- [102] M. Urbanek, B. Nachman, V. R. Pascuzzi, A. He, C. W. Bauer, and W. A. de Jong, Mitigating depolarizing noise on quantum computers with noise-estimation circuits, *Phys. Rev. Lett.* **127**, 270502 (2021).
- [103] N. Cao, J. Lin, D. Kribs, Y.-T. Poon, B. Zeng, and R. Laflamme, Nisq: Error correction, mitigation, and noise simulation, *arXiv preprint arXiv:2111.02345* (2021).
- [104] K. Bharti, A. Cervera-Lierta, T. H. Kyaw, T. Haug, S. Alperin-Lea, A. Anand, M. Degroote, H. Heimonen, J. S. Kottmann, T. Menke, W.-K. Mok, S. Sim, L.-C. Kwek, and A. Aspuru-Guzik, Noisy intermediate-scale quantum algorithms, *Rev. Mod. Phys.* **94**, 015004 (2022).
- [105] H. Kamakari, S.-N. Sun, M. Motta, and A. J. Minnich, Digital quantum simulation of open quantum systems using quantum imaginary-time evolution, *PRX Quantum* **3**, 010320 (2022).
- [106] F. B. Maciejewski, Z. Zimborás, and M. Oszmaniec, Mitigation of readout noise in near-term quantum devices by classical post-processing based on detector tomography, *Quantum* **4**, 257 (2020).
- [107] S. Bravyi, S. Sheldon, A. Kandala, D. C. McKay, and J. M. Gambetta, Mitigating measurement errors in multiqubit experiments, *Phys. Rev. A* **103**, 042605 (2021).
- [108] R. Hicks, B. Kobrin, C. W. Bauer, and B. Nachman, Active readout-error mitigation, *Physical Review A* **105**, 012419 (2022).
- [109] A. W. Smith, K. E. Khosla, C. N. Self, and M. Kim, Qubit readout error mitigation with bit-flip averaging, *Science advances* **7**, eabi8009 (2021).
- [110] J. Kim, B. Oh, Y. Chong, E. Hwang, and D. K. Park, Quantum readout error mitigation via deep learning, *New Journal of Physics* **24**, 073009 (2022).
- [111] K. Heya, Y. Suzuki, Y. Nakamura, and K. Fujii, Variational quantum gate optimization, *arXiv preprint arXiv:1810.12745* (2018).
- [112] S. Khatri, R. LaRose, A. Poremba, L. Cincio, A. T. Sornborger, and P. J. Coles, Quantum-assisted quantum compiling, *Quantum* **3**, 140 (2019).
- [113] S.-N. Sun, M. Motta, R. N. Tazhigulov, A. T. Tan, G. K.-L. Chan, and A. J. Minnich, Quantum computation of finite-temperature static and dynamical properties of spin systems using quantum imaginary time evolution, *PRX Quantum* **2**, 010317 (2021).
- [114] J. M. Koh, T. Tai, Y. H. Phee, W. E. Ng, and C. H. Lee, Stabilizing multiple topological fermions on a quantum computer, *npj Quantum Information* **8**, 1 (2022).
- [115] A. T. Tan, S.-N. Sun, R. N. Tazhigulov, G. K.-L. Chan, and A. J. Minnich, Realizing symmetry-protected topological phases in a spin-1/2 chain with next-nearest-neighbor hopping on superconducting qubits, *Physical Review A* **107**, 032614 (2023).
- [116] J. M. Koh, T. Tai, and C. H. Lee, Simulation of interaction-induced chiral topological dynamics on a digital quantum computer, *Phys. Rev. Lett.* **129**, 140502 (2022).
- [117] T. Chen, R. Shen, C. H. Lee, B. Yang, and R. W.

- Bomantara, A robust large-period discrete time crystal and its signature in a digital quantum computer, arXiv preprint arXiv:2309.11560 (2023).
- [118] J. M. Koh, T. Tai, and C. H. Lee, Observation of higher-order topological states on a quantum computer, arXiv preprint arXiv:2303.02179 (2023).
- [119] Y. Xiong, Why does bulk boundary correspondence fail in some non-hermitian topological models, *Journal of Physics Communications* **2**, 035043 (2018).
- [120] F. K. Kunst, E. Edvardsson, J. C. Budich, and E. J. Bergholtz, Biorthogonal bulk-boundary correspondence in non-hermitian systems, *Phys. Rev. Lett.* **121**, 026808 (2018).
- [121] W.-T. Xue, Y.-M. Hu, F. Song, and Z. Wang, Non-hermitian edge burst, *Phys. Rev. Lett.* **128**, 120401 (2022).
- [122] S. Yao, F. Song, and Z. Wang, Non-hermitian chern bands, *Physical review letters* **121**, 136802 (2018).
- [123] H. Shen, B. Zhen, and L. Fu, Topological band theory for non-hermitian hamiltonians, *Phys. Rev. Lett.* **120**, 146402 (2018).
- [124] K. Yokomizo and S. Murakami, Non-bloch band theory of non-hermitian systems, *Phys. Rev. Lett.* **123**, 066404 (2019).
- [125] M. Yang and C. H. Lee, Percolation-induced pt symmetry breaking, arXiv preprint arXiv:2309.15008 (2023).
- [126] T. Hofmann, T. Helbig, F. Schindler, N. Salgo, M. Brzezińska, M. Greiter, T. Kiessling, D. Wolf, A. Vollhardt, A. Kabaši, C. H. Lee, A. Bilušić, R. Thomale, and T. Neupert, Reciprocal skin effect and its realization in a topolectrical circuit, *Phys. Rev. Res.* **2**, 023265 (2020).
- [127] S. Mu, C. H. Lee, L. Li, and J. Gong, Emergent fermi surface in a many-body non-hermitian fermionic chain, *Physical Review B* **102**, 081115 (2020).
- [128] S.-H. Lin, R. Dilip, A. G. Green, A. Smith, and F. Pollmann, Real-and imaginary-time evolution with compressed quantum circuits, *PRX Quantum* **2**, 010342 (2021).
- [129] S. R. White and A. E. Feiguin, Real-time evolution using the density matrix renormalization group, *Phys. Rev. Lett.* **93**, 076401 (2004).
- [130] D. W. Berry, G. Ahokas, R. Cleve, and B. C. Sanders, Efficient quantum algorithms for simulating sparse hamiltonians, *Communications in Mathematical Physics* **270**, 359 (2007).
- [131] J. D. Whitfield, J. Biamonte, and A. Aspuru-Guzik, Simulation of electronic structure hamiltonians using quantum computers, *Molecular Physics* **109**, 735 (2011).
- [132] See supplementary material.
- [133] S. Lieu, Topological phases in the non-hermitian suschrieffer-heeger model, *Phys. Rev. B* **97**, 045106 (2018).
- [134] J. R. Wootton, F. Harkins, N. T. Bronn, A. C. Vazquez, A. Phan, and A. T. Asfaw, Teaching quantum computing with an interactive textbook (2021) pp. 385–391.
- [135] Z.-C. Yang, A. Rahmani, A. Shabani, H. Neven, and C. Chamon, Optimizing variational quantum algorithms using pontryagin’s minimum principle, *Phys. Rev. X* **7**, 021027 (2017).
- [136] B. van Straaten and B. Koczor, Measurement cost of metric-aware variational quantum algorithms, *PRX Quantum* **2**, 030324 (2021).
- [137] M. Cerezo, A. Arrasmith, R. Babbush, S. C. Benjamin, S. Endo, K. Fujii, J. R. McClean, K. Mitarai, X. Yuan, L. Cincio, et al., Variational quantum algorithms, *Nature Reviews Physics* **3**, 625 (2021).
- [138] L. Bittel and M. Kliesch, Training variational quantum algorithms is np-hard, *Phys. Rev. Lett.* **127**, 120502 (2021).
- [139] S. Wang, E. Fontana, M. Cerezo, K. Sharma, A. Sone, L. Cincio, and P. J. Coles, Noise-induced barren plateaus in variational quantum algorithms, *Nature communications* **12**, 1 (2021).
- [140] Y. Du, Z. Tu, X. Yuan, and D. Tao, Efficient measure for the expressivity of variational quantum algorithms, *Phys. Rev. Lett.* **128**, 080506 (2022).
- [141] T. Chen, R. Shen, C. H. Lee, and B. Yang, High-fidelity realization of the AKLT state on a NISQ-era quantum processor, *SciPost Phys.* **15**, 170 (2023).
- [142] W. Zhang, F. Di, H. Yuan, H. Wang, X. Zheng, L. He, H. Sun, and X. Zhang, Observation of non-hermitian aggregation effects induced by strong interactions, *Physical Review B* **105**, 195131 (2022).
- [143] K. Kawabata, Y. Ashida, and M. Ueda, Information retrieval and criticality in parity-time-symmetric systems, *Phys. Rev. Lett.* **119**, 190401 (2017).
- [144] S.-B. Zhang, M. M. Denner, T. c. v. Bzdušek, M. A. Sentef, and T. Neupert, Symmetry breaking and spectral structure of the interacting hatano-nelson model, *Phys. Rev. B* **106**, L121102 (2022).
- [145] T. Yoshida, S.-B. Zhang, T. Neupert, and N. Kawakami, Non-hermitian mott skin effect, arXiv preprint arXiv:2309.14111 (2023).
- [146] S. Longhi, Non-bloch pt symmetry breaking in non-hermitian photonic quantum walks, *Optics letters* **44**, 5804 (2019).
- [147] K. Kawabata and S. Ryu, Nonunitary scaling theory of non-hermitian localization, *Physical review letters* **126**, 166801 (2021).
- [148] H. Jiang, L.-J. Lang, C. Yang, S.-L. Zhu, and S. Chen, Interplay of non-hermitian skin effects and anderson localization in nonreciprocal quasiperiodic lattices, *Physical Review B* **100**, 054301 (2019).
- [149] J. Liu and Z. Xu, From ergodicity to many-body localization in a one-dimensional interacting non-hermitian stark system, arXiv preprint arXiv:2305.13636 (2023).
- [150] R. Hamazaki, K. Kawabata, and M. Ueda, Non-hermitian many-body localization, *Physical review letters* **123**, 090603 (2019).
- [151] L. Xiao, T. Deng, K. Wang, G. Zhu, Z. Wang, W. Yi, and P. Xue, Non-hermitian bulk-boundary correspondence in quantum dynamics, *Nature Physics* **16**, 761 (2020).
- [152] M. S. ANIS, Abby-Mitchell, H. Abraham, AduOffei, R. Agarwal, G. Agliardi, M. Aharoni, V. Ajith, I. Y. Akhalwaya, G. Aleksandrowicz, T. Alexander, M. Amy, S. Anagolum, Anthony-Gandon, I. F. Araujo, E. Arbel, A. Asfaw, A. Athalye, A. Avkhadiev, C. Azaustre, P. Bhole, A. Banerjee, S. Banerjee, W. Bang, A. Bansal, P. Barkoutsos, A. Barnawal, G. Barron, G. S. Barron, L. Bello, Y. Ben-Haim, M. C. Bennett, D. Bevenius, D. Bhatnagar, P. Bhatnagar, A. Bhoje, P. Bianchini, L. S. Bishop, C. Blank, S. Bolos, S. Bopardikar, S. Bosch, S. Brandhofer, Brandon, S. Bravyi, N. Bronn, Bryce-Fuller, D. Bucher, A. Burov, F. Cabrera, P. Calpin, L. Capelluto, J. Carballo, G. Carrascal, A. Carriker, I. Carvalho, A. Chen, C.-F. Chen, E. Chen,

- J. C. Chen, R. Chen, F. Chevallier, K. Chinda, R. Chol-
arajan, J. M. Chow, S. Churchill, CisterMoke, C. Claus,
C. Clauss, C. Clothier, R. Cocking, R. Cocuzzo, J. Con-
nor, F. Correa, Z. Crockett, A. J. Cross, A. W. Cross,
S. Cross, J. Cruz-Benito, C. Culver, A. D. Córcoles-
Gonzales, N. D. S. Dague, T. E. Dandachi, A. N. Dan-
gwal, J. Daniel, M. Daniels, M. Dartiaill, A. R. Davila,
F. Debouni, A. Dekusar, A. Deshmukh, M. Deshpande,
D. Ding, J. Doi, E. M. Dow, P. Downing, E. Drech-
sler, M. S. Drudis, E. Dumitrescu, K. Dumon, I. Du-
ran, K. EL-Safty, E. Eastman, G. Eberle, A. Ebrahimi,
P. Eendebak, D. Egger, ElePT, Emilio, A. Espiricueta,
M. Everitt, D. Facchetti, Farida, P. M. Fernández,
S. Ferracin, D. Ferrari, A. H. Ferrera, R. Fouil-
land, A. Frisch, A. Fuhrer, B. Fuller, M. GEORGE,
J. Gacon, B. G. Gago, C. Gambella, J. M. Gam-
betta, A. Gammanpila, L. Garcia, T. Garg, S. Gar-
ion, J. R. Garrison, J. Garrison, T. Gates, G. Gen-
tinetta, H. Georgiev, L. Gil, A. Gilliam, A. Girid-
haran, Glen, J. Gomez-Mosquera, Gonzalo, S. de la
Puente González, J. Gorzinski, I. Gould, D. Green-
berg, D. Grinko, W. Guan, D. Guijo, Guillermo-
Mijares-Vilarino, J. A. Gunnels, H. Gupta, N. Gupta,
J. M. Günther, M. Haglund, I. Haide, I. Hamamura,
O. C. Hamido, F. Harkins, K. Hartman, A. Hasan,
V. Havlicek, J. Hellmers, L. Herok, S. Hillmich,
C. Hong, H. Horii, C. Howington, S. Hu, W. Hu, C.-H.
Huang, J. Huang, R. Huisman, H. Imai, T. Imamichi,
K. Ishizaki, Ishwor, R. Iten, T. Itoko, A. Ivrii, A. Javadi,
A. Javadi-Abhari, W. Javed, Q. Jianhua, M. Jivra-
jani, K. Johns, S. Johnstun, Jonathan-Shoemaker,
JosDenmark, JoshDumo, J. Judge, T. Kachmann,
A. Kale, N. Kanazawa, J. Kane, Kang-Bae, A. Kapila,
A. Karazeev, P. Kassebaum, T. Kehrer, J. Kelso,
S. Kelso, H. van Kemenade, V. Khanderao, S. King,
Y. Kobayashi, Kovi11Day, A. Kovyrshin, R. Krish-
nakumar, P. Krishnamurthy, V. Krishnan, K. Krsulich,
P. Kumkar, G. Kus, R. LaRose, E. Lacal, R. Lambert,
H. Landa, J. Lapeyre, J. Latone, S. Lawrence, C. Lee,
G. Li, T. J. Liang, J. Lishman, D. Liu, P. Liu, Lolroc,
A. K. M, L. Madden, Y. Maeng, S. Maheshkar, K. Maj-
mudar, A. Malyshev, M. E. Mandouh, J. Manela, Man-
jula, J. Marecek, M. Marques, K. Marwaha, D. Maslov,
P. Maszota, D. Mathews, A. Matsuo, F. Mazhandu,
D. McClure, M. McElaney, J. McElroy, C. McGarry,
D. McKay, D. McPherson, S. Meesala, D. Meiom,
C. Mendell, T. Metcalfe, M. Mevissen, A. Meyer,
A. Mezzacapo, R. Midha, D. Millar, D. Miller, H. Miller,
Z. Minev, A. Mitchell, N. Moll, A. Montanez, G. Mon-
teiro, M. D. Mooring, R. Morales, N. Moran, D. Mor-
cuende, S. Mostafa, M. Motta, R. Moyard, P. Murali,
D. Murata, J. Müggenburg, T. NEMOZ, D. Nadlinger,
K. Nakanishi, G. Nannicini, P. Nation, E. Navarro,
Y. Naveh, S. W. Neagle, P. Neuweiler, A. Ngoueya,
T. Nguyen, J. Nicander, Nick-Singstock, P. Niroula,
H. Norlen, NuoWenLei, L. J. O’Riordan, O. Ogun-
bayo, P. Ollitrault, T. Onodera, R. Otaolea, S. Oud,
D. Padilha, H. Paik, S. Pal, Y. Pang, A. Panigrahi,
V. R. Pascuzzi, S. Perriello, E. Peterson, A. Phan,
K. Pilch, F. Piro, M. Pistoia, C. Piveteau, J. Plewa,
P. Pocreau, C. Possel, A. Pozas-Kerstjens, R. Pracht,
M. Prokop, V. Prutyayov, S. Puri, D. Puzzuoli,
Pythonix, J. Pérez, Quant02, Quintiii, R. I. Rahman,
A. Raja, R. Rajeev, I. Rajput, N. Ramagiri, A. Rao,
R. Raymond, O. Reardon-Smith, R. M.-C. Redondo,
M. Reuter, J. Rice, M. Riedemann, Rietesh, D. Risinger,
P. Rivero, M. L. Rocca, D. M. Rodríguez, RohithKarur,
B. Rosand, M. Rossmannek, M. Ryu, T. SAPV, N. R. C.
Sa, A. Saha, A. Ash-Saki, S. Sanand, M. Sandberg,
H. Sandesara, R. Sapra, H. Sargsyan, A. Sarkar,
N. Sathaye, N. Savola, B. Schmitt, C. Schnabel,
Z. Schoenfeld, T. L. Scholten, E. Schoute, M. Schu-
lterbrandt, J. Schwarm, J. Seaward, Sergi, I. F. Sertage,
K. Setia, F. Shah, N. Shammah, W. Shanks, R. Sharma,
P. Shaw, Y. Shi, J. Shoemaker, A. Silva, A. Simon-
etto, D. Singh, D. Singh, P. Singh, P. Singkanipa,
Y. Siraichi, Siri, J. Sistos, I. Sitdikov, S. Sivarajah,
Slavikmew, M. B. Sletfjerd, J. A. Smolin, M. Soeken,
I. O. Sokolov, I. Sokolov, V. P. Soloviev, SooluThomas,
Starfish, D. Steenken, M. Stypulkoski, A. Suau, S. Sun,
K. J. Sung, M. Suwama, O. Slowik, R. Taeja, H. Taka-
hashi, T. Takawale, I. Tavernelli, C. Taylor, P. Taylour,
S. Thomas, K. Tian, M. Tillet, M. Tod, M. Tomasik,
C. Tornow, E. de la Torre, J. L. S. Toural, K. Tra-
bing, M. Treinish, D. Trenev, TrishaPe, F. Truger,
G. Tsilimigkounakis, D. Tulsi, D. Tuna, W. Turner,
Y. Vaknin, C. R. Valcarce, F. Varchon, A. Vartak,
A. C. Vazquez, P. Vijaywargiya, V. Villar, B. Vishnu,
D. Vogt-Lee, C. Vuillot, J. Weaver, J. Weidenfeller,
R. Wieczorek, J. A. Wildstrom, J. Wilson, E. Winston,
WinterSoldier, J. J. Woehr, S. Woerner, R. Woo, C. J.
Wood, R. Wood, S. Wood, J. Wootton, M. Wright,
L. Xing, J. YU, Yaiza, B. Yang, U. Yang, J. Yao,
D. Yeralin, R. Yonekura, D. Yonge-Mallo, R. Yoshida,
R. Young, J. Yu, L. Yu, Yuma-Nakamura, C. Za-
chow, L. Zdanski, H. Zhang, I. Zidaru, B. Zimmer-
mann, C. Zoufal, aeddins ibm, alexzhang13, b63, bartek
bartlomiej, bcammorrison, brandhsn, chetmurthy, cho-
erst ibm, dalin27, deeplokhande, dekel.meirom, dime10,
dlasecki, ehchen, ewinston, fanizzamarco, fs1132429, ga-
dial, galeinston, georgezhou20, georgios ts, gruu, hhorii,
hhyap, hykavitha, itoko, jeppevinkel, jessica angel7, jez-
erjojo14, jliu45, johannesgreiner, jscott2, kUmezawa,
klinvill, krutik2966, ma5x, michelle4654, msuwama,
nico lgrs, nrhawkins, ntwgsvp, ordmoj, sagar pahwa,
pritamsinh2304, rithikaadiga, ryancocuzzo, saktar unr,
saswati qiskit, septembr, sethmerkel, sg495, shaash-
wat, smturro2, sternparky, strickroman, tigerjack,
tsura crisaldo, upsideon, vadebayo49, welien, willh-
bang, wmmurphy collabstar, yang.luh, yuri@FreeBSD,
and M. Čepulkovskis, [Qiskit: An open-source frame-
work for quantum computing](#) (2021).
- [153] K. Temme, S. Bravyi, and J. M. Gambetta, Error mit-
igation for short-depth quantum circuits, *Phys. Rev.
Lett.* **119**, 180509 (2017).
- [154] S. Endo, S. C. Benjamin, and Y. Li, Practical quantum
error mitigation for near-future applications, *Phys. Rev.
X* **8**, 031027 (2018).
- [155] T. Giurgica-Tiron, Y. Hindy, R. LaRose, A. Mari, and
W. J. Zeng, Digital zero noise extrapolation for quan-
tum error mitigation, 2020 IEEE International Confer-
ence on Quantum Computing and Engineering (QCE) ,
306 (2020).
- [156] A. Kandala, K. Temme, A. D. Córcoles, A. Mezzacapo,
J. M. Chow, and J. M. Gambetta, Error mitigation ex-
tends the computational reach of a noisy quantum pro-
cessor, *Nature* **567**, 491 (2019).
- [157] S. McArdle, X. Yuan, and S. Benjamin, Error-mitigated

- digital quantum simulation, *Phys. Rev. Lett.* **122**, 180501 (2019).
- [158] J. Sun, X. Yuan, T. Tsunoda, V. Vedral, S. C. Benjamin, and S. Endo, Mitigating realistic noise in practical noisy intermediate-scale quantum devices, *Phys. Rev. Applied* **15**, 034026 (2021).
- [159] Y. Kim, C. J. Wood, T. J. Yoder, S. T. Merkel, J. M. Gambetta, K. Temme, and A. Kandala, Scalable error mitigation for noisy quantum circuits produces competitive expectation values, arXiv preprint arXiv:2108.09197 (2021).
- [160] P. D. Nation, H. Kang, N. Sundaresan, and J. M. Gambetta, Scalable mitigation of measurement errors on quantum computers, *PRX Quantum* **2**, 040326 (2021).
- [161] Matrix-free measurement mitigation (M3), <https://github.com/Qiskit-Partners/mthree> (2021–present).
- [162] S. Bravyi, S. Sheldon, A. Kandala, D. C. McKay, and J. M. Gambetta, Mitigating measurement errors in multiqubit experiments, *Phys. Rev. A* **103**, 042605 (2021).
- [163] J. I. Rubiano-Murcia and J. Galvis, Higher order derivatives of the adjugate matrix and the jordan form, arXiv preprint arXiv:2303.09953 (2023).
- [164] In particular, the overlap matrix B_{mn} is dominated by a rank-1 subspace of largest eigenvalues because $B_{mn} = \sum_{x=1}^L e^{-2\kappa x} \phi_m^{R*}(x) \phi_n^R(x) \approx \phi_m^{R*}(1) \phi_n^R(1)$.
- [165] P. Coleman, *Introduction to many-body physics* (Cambridge University Press, 2015).

Supplementary Information for “Observation of the non-Hermitian skin effect on a digital quantum computer”

S1. Details of implementing non-unitary evolution via post-selection

Below, we provided a detailed description of the ancilla-based quantum circuit that implements the non-unitary dynamics for our two models in the text. Their accuracy is benchmarked against exact diagonalization results in the absence of device noise. Some formalism have been repeated from the text in order to make this section self-contained.

Non-Hermitian Su-Schrieffer–Heeger model

We consider a non-Hermitian Su-Schrieffer–Heeger (nH-SSH) fermionic chain of length L under open boundary conditions (OBCs)

$$\hat{H}_{\text{nH-SSH}}^{\text{Fermion}} = - \sum_{j=0}^{L/2} \left((J + \gamma) \hat{f}_{2j}^\dagger \hat{f}_{2j+1} + (J - \gamma) \hat{f}_{2j+1}^\dagger \hat{f}_{2j} \right) - \sum_{j=0}^{L/2-1} \left(J \hat{f}_{2j+2}^\dagger \hat{f}_{2j+1} + J \hat{f}_{2j+1}^\dagger \hat{f}_{2j+2} \right). \quad (\text{S1})$$

Through the Jordan-Wigner transformation [165] which maps between fermions and spins, we obtain an equivalent non-Hermitian spin chain from Eq. S1 as

$$\hat{H}_{\text{nH-SSH}}^{\text{Spin}} = - \sum_{j=0}^{L/2} \left((J + \gamma) \hat{X}_{2j}^+ \hat{X}_{2j+1}^- + (J - \gamma) \hat{X}_{2j}^- \hat{X}_{2j+1}^+ \right) - \frac{J}{2} \sum_{j=0}^{L/2-1} \left(\hat{X}_{2j+1} \hat{X}_{2j+2} + \hat{Y}_{2j+1} \hat{Y}_{2j+2} \right). \quad (\text{S2})$$

with $\hat{X}^\pm = \frac{\hat{X} \pm i\hat{Y}}{2}$, \hat{X}, \hat{Y} Pauli matrix operators. Fortunately, the nearest-neighbor fermionic couplings also map to nearest-neighbor spin interactions, despite the non-locality of the Jordan-Wigner transformation in general.

To simulate the dynamics for Eq. S2 on a quantum circuit, we employ our “local” approach by breaking up the time evolution into $T/\delta t$ Trotter steps, each of duration δt , such that each step is approximated by two separate exponentials:

$$e^{-iT\hat{H}_{\text{nH-SSH}}^{\text{Spin}}} = \left(e^{-i\delta t\hat{H}_{\text{nH-SSH}}^{\text{Spin}}} \right)^{\frac{T}{\delta t}} \\ \approx \left(\left[\prod_j e^{i\delta t \left(\frac{J}{2} (\hat{X}_{2j+1} \hat{X}_{2j+2} + \hat{Y}_{2j+1} \hat{Y}_{2j+2}) \right)} \right] \left[\prod_j e^{+i\delta t \left((J+\gamma) \hat{X}_{2j}^+ \hat{X}_{2j+1}^- + (J-\gamma) \hat{X}_{2j}^- \hat{X}_{2j+1}^+ \right)} \right] \right)^{\frac{T}{\delta t}}. \quad (\text{S3})$$

Every Trotter step contains the two-qubit non-unitary operator

$$R'' = e^{+i\delta t \left((J-\gamma) \hat{X}_{j+r}^+ \hat{X}_j^- + (J+\gamma) \hat{X}_{j+r}^- \hat{X}_j^+ \right)}, \quad (\text{S4})$$

which can be implemented in our quantum circuit with the help of an additional ancilla qubit, as explained in the text. This is done by embedding R'' into the larger unitary $U_{R''}$

$$U_{R''} = \begin{bmatrix} uR'' & B_{4 \times 4} \\ C_{4 \times 4} & D_{4 \times 4} \end{bmatrix}. \quad (\text{S5})$$

where u^{-2} is the maximum eigenvalue of $R''^\dagger R''$. More details of solving $B_{4 \times 4}$, $C_{4 \times 4}$, and $D_{4 \times 4}$ are described in the Methods. To recover the action of the original non-unitary R'' in the quantum circuit requires the post-selection of $|\uparrow\rangle$ on every ancilla qubit. For realizing the dynamics of the nH-SSH model of length L , we require $L/2$ $U_{R''}$ operators in every Trotter step.

The accuracy of our Trotterization and post-selection approach is evident in Figs. S1, which compares the time evolution under different system sizes from a noiseless quantum circuit simulator with that from exact diagonalization. Here, we demonstrate the effect of post-selection in noiseless simulations. As we increase the system size, there always remains a good agreement between exact results and noiseless simulations. This fact indicates that the discrepancy of our hardware-run results in the main text is due to device noise (which is partly mitigated by the VQA circuit optimization), rather than the intrinsic inaccuracy of our approach.

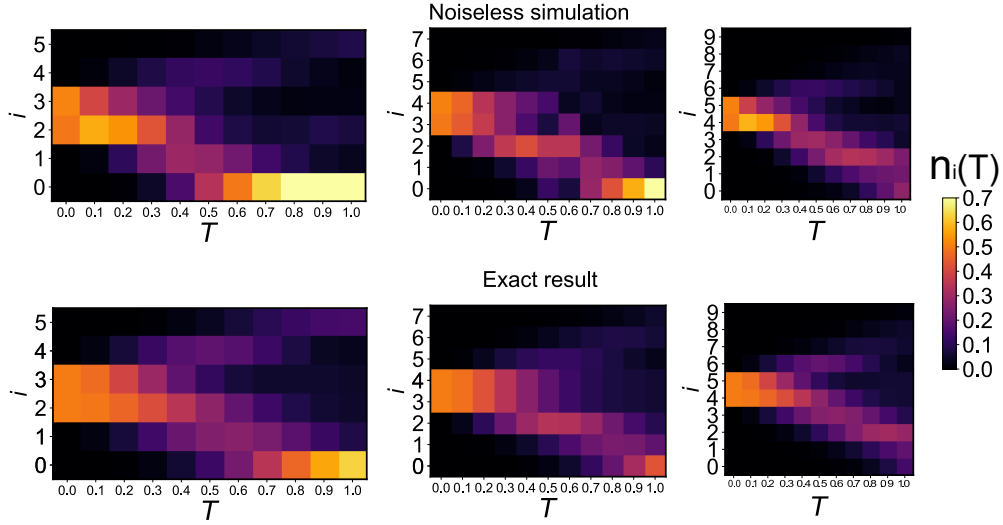


FIG. S1. The good agreement between the exact diagonalization and noiseless circuit simulation results for the dynamical density evolution $n_i(T) = (\langle \psi(T) | \hat{Z}_i | \psi(T) \rangle + 1)/2$ for the non-Hermitian SSH model with a single fermion, as governed by Eq. S2. The single-fermion initial states are prepared as $(|\downarrow\downarrow\downarrow\uparrow\downarrow\downarrow\rangle + |\downarrow\downarrow\uparrow\downarrow\downarrow\rangle)/\sqrt{2}$, $(|\downarrow\downarrow\downarrow\uparrow\downarrow\downarrow\rangle + |\downarrow\downarrow\downarrow\uparrow\downarrow\downarrow\rangle)/\sqrt{2}$, and $(|\downarrow\downarrow\downarrow\uparrow\downarrow\downarrow\downarrow\rangle + |\downarrow\downarrow\downarrow\uparrow\downarrow\downarrow\downarrow\rangle)/\sqrt{2}$ for $L = 6, 8, 10$. Clear signatures of asymmetric NHSE propagation is evident whenever the non-Hermiticity $\gamma = 0.5$. The noiseless simulation is computed on the Qiskit Aer simulator. We set $J = 2.0$ with $\delta t = 0.1$, and 10 steps with 10000 shots for each execution.

Hatano-Nelson model

For the non-Hermitian Hatano-Nelson model

$$\hat{H}_{\text{HN}}^{\text{Spin}} = - \sum_{j=0}^{L-1} \left((J + \gamma) \hat{X}_j^+ \hat{X}_{j+1}^- + (J - \gamma) \hat{X}_j^- \hat{X}_{j+1}^+ \right), \quad (\text{S6})$$

the dynamics for its 6-qubit chain in our work can be approximated in a quantum circuit through the Trotterization

$$e^{-i\delta t \hat{H}_{\text{HN}}^{\text{Spin}}} \approx [U_0^{\text{nonH}} U_2^{\text{nonH}} U_4^{\text{nonH}}] [U_1^{\text{nonH}} U_3^{\text{nonH}}], \quad (\text{S7})$$

with

$$U_j^{\text{nonH}} = e^{+i\delta t ((J-\gamma) \hat{X}_{j+1}^+ \otimes \hat{X}_j^- + (J+\gamma) \hat{X}_{j+1}^- \otimes \hat{X}_j^+)}. \quad (\text{S8})$$

To realize the above non-unitary dynamics in a quantum circuit, we employ the “global” approach by directly embedding the 6-qubit operator $R_{\text{HN}} = [U_0^{\text{nonH}} U_2^{\text{nonH}} U_4^{\text{nonH}}] [U_1^{\text{nonH}} U_3^{\text{nonH}}]$ into the following unitary 7-qubit operator

$$U_{\text{HN}} = \begin{bmatrix} u R_{\text{HN}} & B_{64 \times 64} \\ C_{64 \times 64} & D_{64 \times 64} \end{bmatrix}, \quad (\text{S9})$$

where U_{HN} can be solved by the same method used in dealing with Eq. S5. Combining all the Trotter steps, the dynamical evolution operator for the Hatano-Nelson model is given by

$$e^{-iT \hat{H}_{\text{HN}}^{\text{Spin}}} \approx [U_{\text{HN}}]^{T/\delta t}. \quad (\text{S10})$$

Note that the circuit for Eq. S10 only requires a single ancilla qubit, which avoids significant statistical errors from repeated post-selection in the noisy simulation.

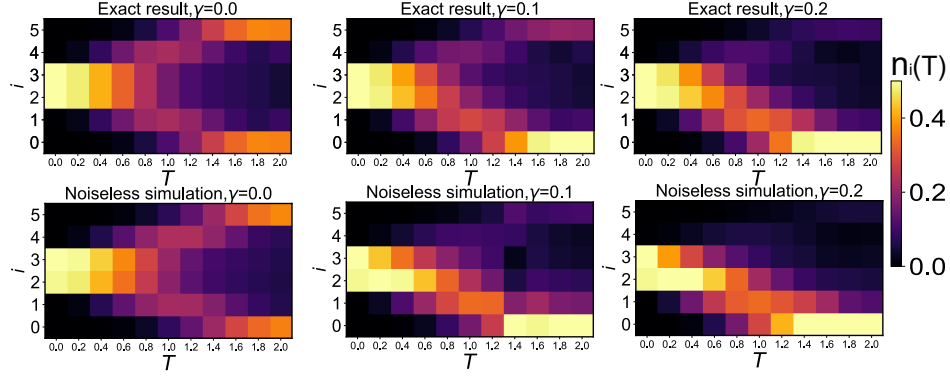


FIG. S2. Almost perfect agreement between the exact and noiseless simulation results of the dynamical density $n_i(T) = (\langle \psi(T) | \hat{Z}_i | \psi(T) \rangle + 1)/2$ governed by our Hatano-Nelson Hamiltonian (Eq. S6). With increasing non-Hermiticity γ , the NHSE evidently pumps the state towards qubit $i = 0$. The noiseless simulations are implemented by Eq. S10 on the Qiskit Aer simulator, where the operator $[U_{\text{HN}}]^{T/\delta t}$ is obtained by numerical decomposition. The initial state shown is the symmetrically centered $(|\downarrow\downarrow\downarrow\uparrow\downarrow\downarrow\rangle + |\downarrow\downarrow\uparrow\downarrow\downarrow\downarrow\rangle)/\sqrt{2}$, and the initial ancilla qubit is $|\uparrow\rangle$. We set $J = 2.0$ with $\delta t = 0.1$, and 10 steps with 10000 shots for each execution.

S2. Details on the IBM Q device implementation

Here, we present the details of the job submission and gate fidelities on IBM Q devices. Since the number of qubits for all the devices used on IBM Q is larger than the number of qubits ($\mathcal{L} = 9$ is our entire system size including both physical and ancilla qubits) that we require, we have the liberty of first choosing good-quality qubits for our runs. Therefore, we first transpile the quantum circuits according to the geometry of each device, taking into account the single- and two-qubit gate errors with respect to the latest calibration data. As soon as the transpilation is completed, we record the indices of the qubits chosen from the device as a list of length $\mathcal{L} = 9$ on the classical computer.

Then, we consider the readout error mitigation using the approach introduced in Ref. [160, 161]. For each qubit, there are two outcomes \uparrow and \downarrow . Therefore, we need $2 \times \mathcal{L} = 18$ calibration circuits. Following these, we execute both the transpiled circuits and calibration circuits on IBM Q quantum computers. This procedure is designed to maximize the readout error mitigation: the time interval between two consecutive executions is so short that the outcomes of the calibration circuits accurately reflect the noise of the transpiled circuits. Also, it suppresses stochastic noise as much as possible.

In FIG. S3, we show the details of gate error and the qubit indices for the IBM Q processor used. Both single-qubit Hadamard H gates as well as the CX gates are included. As shown, CX gates constitute the most significant source of noise errors. Hence to limit hardware noise, our variational ansatz discussed in the text requires fewer CX gates than pure numerical circuit decomposition. An example of the numerical decomposition of the three-qubit operation in Eq. S4 in terms of the basis gates is shown in FIG. S4.

ibmq_toronto Error Map

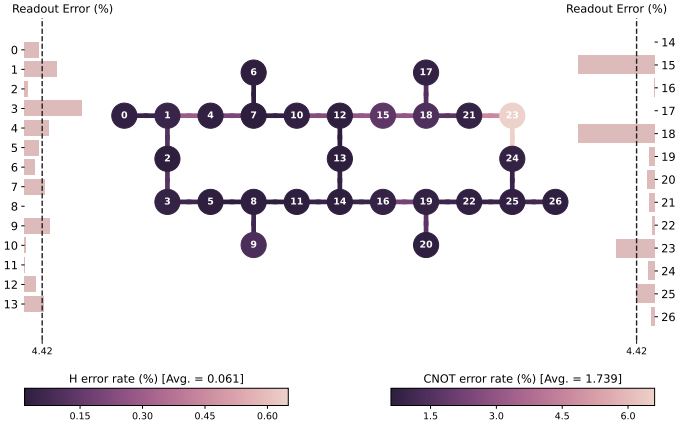


FIG. S3. Details of hardware error specifications on the “ibmq_toronto” IBM quantum processor used for our hardware runs. The linear sequence of qubits [1, 2, 3, 5, 8, 11, 14, 13, 12] is chosen for optimally avoiding the noisiest gates and qubits with highest readout errors, as explained in the calibration procedure above.

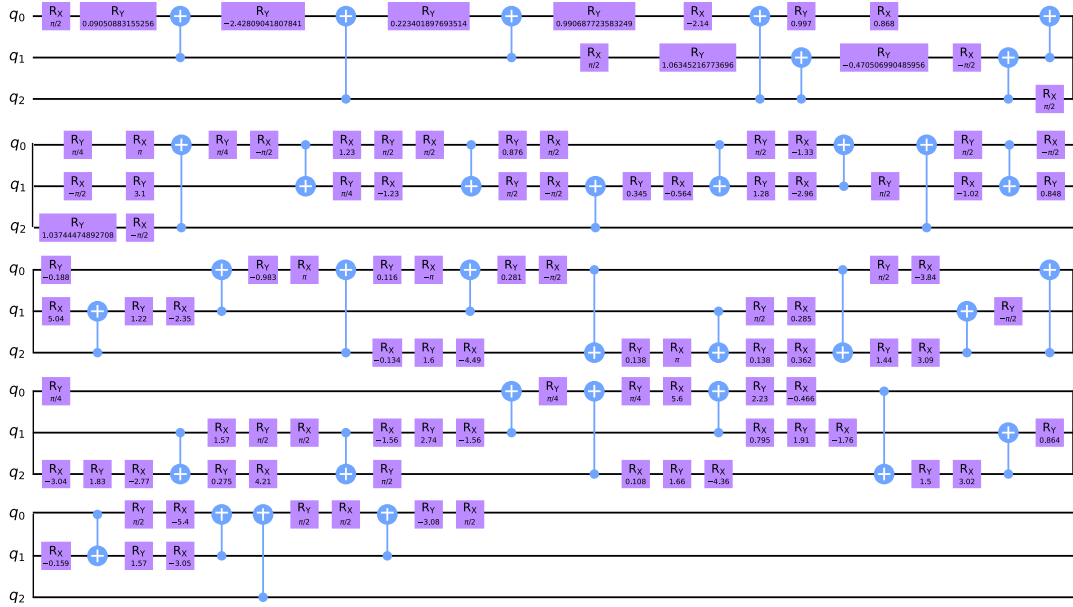


FIG. S4. Details of the transpilation of the 3-qubit unitary Eq. S5 into basis gates, with $\delta t = 0.1$, $J = 2$, and $\gamma = 0.15$. Here, the basis gates are R_x , R_y , and CX gates. For each unit cell, q_1 and q_2 are the physical qubits, and q_0 is the ancilla qubit. Due to the considerable number of CX gates, this decomposition is not ideal for simulations on actual noisy quantum devices.