

Nonadaptive Noise-Resilient Group Testing with Order-Optimal Tests and Fast-and-Reliable Decoding

Venkatesan Guruswami

Hsin-Po Wang

April 2024

Abstract

Group testing (GT) is the Boolean version of sparse signal recovery and, due to its simplicity, a marketplace for ideas that can be brought to bear upon related problems, such as heavy hitters, compressed sensing, and multiple access channels. The definition of a “good” GT varies from one buyer to another, but it generally includes (i) usage of nonadaptive tests, (ii) limiting to $O(k \log n)$ tests, (iii) resiliency to test noise, (iv) $O(k \text{ poly}(\log n))$ decoding time, and (v) lack of mistakes. In this paper, we propose *Gacha GT*. Gacha is an elementary and self-contained, versatile and unified scheme that, for the first time, satisfies all criteria for a fairly large region of parameters, namely when $\log k < \log(n)^{1-1/O(1)}$. Outside this parameter region, Gacha can be specialized to outperform the state-of-the-art partial-recovery GTs, exact-recovery GTs, and worst-case GTs.

The new idea Gacha brings to the market is a redesigned Reed–Solomon code for probabilistic list-decoding at diminishing code rates over reasonably-large alphabets. Normally, list-decoding a vanilla Reed–Solomon code is equivalent to the nontrivial task of identifying the subsets of points that fit low-degree polynomials. In this paper, we explicitly tell the decoder which points belong to the same polynomial, thus reducing the complexity and enabling the improvement on GT.

1 Introduction

Group testing (GT) is a powerful strategy initially developed for syphilis detection during World War II [Dor43], later expanding its utility to track diseases like AIDS [GH89, TLP95, TTB⁺15] and, more recently, to manage the Covid-19 pandemic [AE22, MNB⁺21, GAR⁺21, SLW⁺20]. GT has been extensively documented [DH99, DPW00, AJS19] and taught [VAM23], illustrating its impact. Beyond its medical origins, GT has found diverse applications. For example, in wireless communication, GT aids in identifying active devices [BMTW84, Wol85] as it is analogous to the goal of identifying infected individuals in the clinical setting, which has applications to mMTC and IoT [RE21]. Other applications of GT include heavy hitters [CM05b] and compressed sensing [GIS08]. See Table 7 on page 33 for the counterparts of “individual” and “infection” and “tests” in other applications.

Stimulated by applications, many variants of GT had emerged. While binary GT uses boolean disjunction to generate test results, quantitative GT [GHKL22] uses matrix–vector multiplication

*Research supported in part by NSF grant CCF-2210823 and a Simons Investigator Award. Emails: {venkatg, simple}@berkeley.edu.

instead, which is related to coin-weighing with a pointer scale. Quantitative GT should not be confused with compressed sensing as the latter allows non-binary (complex number!) matrices. Semi-quantitative GT [CGM21] is a relaxation of quantitative GT in that the outputs are intervals instead of integers. Tropical GT [WGV23] is a variant of semi-quantitative GT that uses tropical arithmetic. Threshold GT [BKCE19] is a further relaxation that use a threshold θ to determine if the output is positive or negative. Generalized GT [CJZ23] is more flexible than threshold GT in that the probability of positive outcome is a monotonic function in the result of the matrix–vector product. Finally, one-bit compressed sensing [MM24] is compressed sensing followed by erasing all digits while keeping signs, and coin-weighing with a balance scale is one-bit compressed sensing with ternary (0 and ± 1) matrices. See also Table 6 on page 32 for a summary.

GT is also deeply connected to the notion of list-disjunct matrices and list-recoverable codes. The work that best justifies these connections is that by Cheraghchi and Nakos [CN20]. This work first constructs list-disjunct matrices [CN20, Theorem 11] and then stacks them on top of each other to obtain corollaries in GT, heavy hitters, and compressed sensing. The GT corollary in [CN20] is concurrent to [PS20], and their constants are improved in [WGG23]. Other works that use list-disjunct matrices include [INR10, NPR11, IKWÖ19]. Meanwhile, GT works [INR10, NPR11], compressed sensing works [NPR12, GNP⁺13, GLPS14], a multiple access work [ARF22], and a heavy hitter work [DW22] all employ list-recoverable codes to facilitate the recovery of sparse signals. Another work that illustrates the adaptability of the GT toolchain is SAFFRON [LCPR19], which is an expander-graph–based GT strategy that is extended to an asynchronous multiple access strategy called A-SAFFRON. See Appendix C for more concrete connections.

Among the applications and variants, a common scene is that m , the number of measurements, is roughly $k \log n$, the number of active signals times the number of bits needed to described a signal. This coincides with the information-theoretical lower bound in the binary GT case. These works underpin our observation that binary GT serves a fundamental role in the family of sparse signal recovery by being the most primitive (instead of complex numbers, there are only zeros and ones) and the most disruptive (unlike addition, boolean disjunction is not invertible). Given how restrictive these constraints are, techniques effective in GT are very likely extendable to other scenarios. That and the fact that we are a constant scalar away from the information-theoretical lower bounds are what motivate us to study binary GT.

While the cross-application potential motivates the research of GT, there was not a one-size-for-all GT scheme and so the specific criteria of interest vary across scenarios. In computer forensics, for instance, a hacker will modify some files once and only once, forcing the defender to prepare **nonadaptive** checksums. When it comes to tracking contagious diseases, **minimizing** the total number of expensive and invasive **tests** is paramount. For wireless communication, on the other hand, the primary challenge lies in managing the prevalent, inherent **noise** within signals. As for finding heavy hitters in a data stream, a **fast** decoder must avoid enumerating over all possible items to ensure efficiency. Lastly, in all applications, the common goal is to **minimize** the number of **mistakes**. See Appendix B for tables of the state of the art.

In this paper, we aim to construct a GT scheme that single-handedly satisfies said set of diverse criteria. These five criteria, in particular, cannot be met by using list-disjunct matrices because list-disjunct matrices are paired with a decoder that maintains a list of possibly infected people, but with false negative tests this list no longer contains all infected people. GROTESQUE [CJBJ17] and SAFFRON [LCPR19] also have difficulties achieving order-optimal parameters because GROTESQUE cannot peel off doubletons and SAFFRON cannot peel off tripletons¹, and so

¹In [LCPR19], a singleton is a time–frequency slot that is used by one active device. A doubleton is a time–

every tripleton marks a loss of information. Neither is bit-mixing coding [BCS⁺21] applicable in our situation because its decoder enumerates over a large set of masks; more precisely, the size of this set, s , determines the mistake probability as k^2/s , meaning that it trades decoding complexity for mistake probability inverse-linearly, while we demand a better exchange rate. See Appendix A for a more thorough review of techniques.

Our approach to meet all five criteria is to combine techniques from a list of previous works. We base the new GT scheme off the framework of *writing on dirty paper via expander graphs* from GROTESQUE [CJBJ17] and SAFFRON [LCPR19]. We incorporate the idea from Ngo, Porat, and Rudra’s works [NPR11, NPR12] of using list-recoverable codes as a reduction lemma to evolve parameters (m, k, n) recursively. We decode the list-recoverable codes by first clustering the data fragments similar to what [LNNT19] does; our codes assume a new data structure, which resembles hash tables, different from that of [LNNT19], which resembles adjacency lists. Lastly, we borrow Barg and Zémor’s linear-complexity capacity-achieving codes with positive error exponents² [BZ02], prove that they possess good Hamming properties using Shannon-type arguments, and apply them to counter noisy test results. Combining all, we propose *Gacha GT*.

Theorem 1 (Main theorem). *Let Z be any binary-input channel that models the test noise and \mathcal{O}_Z hide a constant that depends only on Z . Let $\sigma \geq 1$ and $\tau \geq 2$ be free integer parameters. Gacha is a randomized GT scheme that uses $m = \mathcal{O}_Z(\sigma k \log(n) 2^{\mathcal{O}(\tau)})$ nonadaptive tests and decoding complexity $\mathcal{O}_Z(\sigma k \text{poly}(\log(\sigma n)) 2^{\mathcal{O}(\tau)})$ to find k sick people in a population of n . Averaged over the randomness of the set of sick people, the configuration matrix, and the channel Z , Gacha will produce $k \exp(-\sigma \log_2(n)^{1-1/\tau})$ or fewer false negatives and false positives.*

See Figure 6 on page 15, Figure 7 on page 17, and Figure 10 on page 21 for a sketch of proof.

We organize our paper as follows. Section 2 states the problem and some implications of the main theorem. Section 3 presents the key of Gacha: a special list-decodable code. Section 4 generalizes the list decoding idea to a concatenable list recovery idea. Section 5 explains how to handle noisy test results. Section 6 wraps up the proof of the main theorem.

In Appendix A we catalogs some GT techniques to serve a bigger picture to readers. In Appendix B we classify existing GT results into three big tables so readers can compare them to ours. In Appendix C we discuss how GT results would influence related problems.

2 Problem statement and the marketplace of solutions

2.1 Notations and problem statement

Let n and k be integers; $n > k > 0$. We will use the disease control narrative throughout the paper so n is the population and k is the number of sick people. The Mother Nature chooses the set of sick people uniformly at random—each with probability $1/\binom{n}{k}$. Let column vector

$$x = \begin{bmatrix} x_1 \\ \vdots \\ x_n \end{bmatrix} \in \{0, 1\}^{n \times 1}$$

frequency slot used by two, which is too noisy for GROTESQUE but SAFFRON pays a constant scalar to be able to decode them. That said, a tripleton, a slot used by three, is too noisy for both to decode.

²It does not have to be Barg and Zémor’s codes, but we need all three criteria—linear complexity, capacity-achieving, and positive error exponent—and this is one of the few off-the-shelf options.

contain indicators where $x_j = 1$ means that the j th person is sick, $x_j = 0$ if healthy, for $j \in [n]$.

Let $A \in \{0, 1\}^{m \times n}$ be a matrix; m is the number of tests. We call A a *configuration matrix*. Define column vector

$$y = \begin{bmatrix} y_1 \\ \vdots \\ y_m \end{bmatrix} \in \{0, 1\}^{m \times 1} \quad \text{by} \quad y_i := \bigvee_{j=1}^n (A_{ij} \wedge x_j).$$

They are called the test results. An equivalent definition of y is $y := \min(Ax, 1)$, where Ax is the usual matrix–vector multiplication

Denote by Z some binary-input noisy channel. It can be represented by a triple $Z = (\Sigma, \mu_0, \mu_1)$ where Σ is the output alphabet, μ_0 is a distribution on Σ that controls the output when the input is 0, and μ_1 is a distribution on Σ that controls the output when the input is 1. We say that tests are noisy if each test result y_i , $i \in [m]$, is post-processed by an iid copy of Z and only the channel output $z_i := Z(y_i) \in \Sigma$ is observable. See Figure 8 on page 19 for some examples of noisy channels.

2.2 The decoding problem

The problem of noiseless GT is to solve for x given A and y . Denote by $\hat{x} = \mathcal{D}(A, y) \in \{0, 1\}^n$ the estimate of x , where \mathcal{D} denotes the decoding algorithm. The problem of noisy GT is to solve for x given A , Z , and z . For the latter case, we denote the estimate of x by $\hat{x} = \mathcal{D}(A, Z, z) \in \{0, 1\}^n$.

For any index $j \in [n]$, $(x_j, \hat{x}_j) = (0, 1)$ is called a *false positive* (FP). If $(x_j, \hat{x}_j) = (1, 0)$, it is called a *false negative* (FN). In literature, there are about three levels of decoding quality.

- Requiring that $\hat{x} = x$ always holds when tests are noiseless. This is called *combinatorial* GT, *zero error*, or the *for-all* setting.
 - When tests are noisy, we speak of the *worst-case* failure probability where x is adversarial and Z is independently random; we want that $\hat{x} \neq x$ with low probability over the randomness from A , Z and \mathcal{D} .
- Requiring that $\hat{x} = x$ with probability $1 - o(1)$ over the randomness from x , A , Z , and \mathcal{D} . This is called *probabilistic* GT, *small error*, or the *for-each* setting.
- To some extent $0 < \varepsilon < 1$, allowing εk FNs and FPs on average (averaging over the randomness from x , A , Z , and \mathcal{D}). This is called *partial recovery*, as opposed to *exact recovery*.
 - A close notion is *uniform approximation* [Che13], meaning that $|\hat{x} - x|$ is always less than εk .

Note that there is not a qualitative difference between these variants, but rather it is a matter of controlling the number of FNs and FPs.

- Partial recovery allows $\mathcal{O}(k)$ FPs and FNs on average.
- Exact recovery is a consequences of having $o(1)$ FNs and FPs on average by Markov’s inequality.
- Worst-case GT and zero-error GT are consequence of $< 1/\binom{n}{k}$ FNs and FPs. That is, if we prove that the expected number of FPs and FNs is $< 1/2\binom{n}{k}$, then the worst-case failure probability over all x is $< 1/2$, which rounds down to 0 when tests are noiseless and A and \mathcal{D} are de-randomized.

Table 1: $(\nu, \kappa) := (\log_2 n, \log_2 k)$. All tests are noisy; \mathcal{O}_Z is a constant depending on Z . See also Tables 2 to 5.

| Name / reference / specialization | m (#tests) | \mathcal{D} 's complexity | Remark |
|--|--|--|---|
| Partial-recovery GROTESQUE [CJBJ17, Cor 8] | $\mathcal{O}_Z(k\nu)$ | $\mathcal{O}_Z(k\nu)$ | εk FPs & FNs |
| Partial-Recovery Gacha $(\tau, \sigma) \leftarrow (2, 1)$ | $\mathcal{O}_Z(k\nu)$ | $\mathcal{O}_Z(k \text{ poly}(\nu))$ | $k \exp(-\nu^{1-1/\tau})$ FPs & FNs |
| Exact-recovery GROTESQUE [CJBJ17, Thm 2] | $\mathcal{O}_Z(k\nu\kappa)$ | $\mathcal{O}_Z(k(\nu + \kappa^2))$ | $o(1)$ FPs & FNs |
| Exact-recovery Gacha $(\tau, \sigma) \leftarrow (2, 1 + \kappa/\sqrt{\nu})$ | $\mathcal{O}_Z(k(\nu + \kappa\sqrt{\nu}))$ | $\mathcal{O}_Z(k \text{ poly}(\nu))$ | $o(1)$ FNs & FPs |
| Price–Scarlett–Tan [PST23, Thm 4.1] | $\mathcal{O}_Z(tk\nu)$ | $\mathcal{O}_Z((k(\nu - \kappa))^{1+\varepsilon})$ | $k^{1-t\varepsilon}$ FPs & FNs |
| Order-optimal Gacha $(\tau, \sigma) \leftarrow (\mathcal{O}(1), 1)$ | $\mathcal{O}_Z(k\nu)$ | $\mathcal{O}_Z(k \text{ poly}(\nu))$ | $o(1)$ FNs & FPs if $\kappa < \nu^{1-1/\mathcal{O}(1)}$ |
| Atia–Saligrama [AS12, Rem VI.2] | $\mathcal{O}_Z(k^2\nu\kappa^2)$ | unspecified | FN channel; worst-case |
| Worst-case Gacha $(\tau, \sigma) \leftarrow (\sqrt{\log_2 \nu}, k2^\tau)$ | $\mathcal{O}_Z(k^2\nu 2^{\mathcal{O}(\sqrt{\log \nu})})$ | $\mathcal{O}_Z(k^2 \text{ poly}(\nu))$ | any channel; worst-case |

The shift of viewpoint from bounding the probability of mistake to counting FNs and FPs unifies GT regimes and is parallel to the ℓ_p -error in the context of heavy hitters and compressed sensing. We will see how to derive corollaries of the main theorem using this viewpoint.

2.3 Our new results and implications

Our new results stem from a construction of probabilistically list-decodable codes that work over reasonably-large alphabets at vanishing code rates, against the list-decoding tradition that the alphabet size depends square-exponentially on the gap to capacity [GX22, Fig. 1]. This construction, in the second half this paper, will be generalized to probabilistically list-recoverable codes that work over reasonably-large alphabets at vanishing code rates, which is also outside the parameter regime that is usually considered [HW18, Fig. 1] [KRR⁺21, Tables 1 and 2]. We therefore advertise our work as motivating this ad hoc parameter regime as well as providing a proof-of-concept solution.

Our new code yields an *elementary and self-contained, versatile and unified* improvements in GT: Our new scheme, has an extra $\exp(-\log_2(n)^{1-1/\tau})$ -term in the number of FPs and FNs. Such an improvement is independent of parameter regime. Hence, using the viewpoint at the end of Section 2.2, Gacha pushes the current bounds in partial-recovery GT, exact-recovery GT, and worst-case GT compared to the quite distinct earlier approaches for different settings, as can be seen in Table 1.

- **Partial-recovery Gacha** outperforms partial-recovery GROTESQUE by producing fewer FNs and FPs.
- **Exact-recovery Gacha** outperforms exact-recovery GROTESQUE by using fewer tests.
- **Order-optimal Gacha** outperforms Price–Scarlett–Tan with a lower complexity in the parameter region $\log k < \log(n)^{1-1/\mathcal{O}(1)}$.
- For when x is adversarial, there exists a de-randomized **worst-case Gacha** using fewer tests than Atia–Saligrama’s construction. Moreover, Gacha can work with all channels.

3 A Toy Example of Gacha GT: Assuming $\log_2 n \geq \log_2(k)^2$

Recall that there are k sick people among n people. Let $\nu := \log_2 n$. We let every person associate to a unique ν -bit string called *phone number*. Throughout this section, we assume that $\sqrt{\nu}$ is an a multiple of 6 and $\log_2 k \leq \sqrt{\nu}$ in order to discuss a toy example of Gacha GT. We begin with a premature blueprint that uses $k\nu$ tests but does not quite work.

3.1 A premature blueprint that does not work (but is inspirational)

To begin, reshape each phone number to a $\sqrt{\nu}$ -by- $\sqrt{\nu}$ array.³⁴⁵ Divide $k\nu$ tests into $k\sqrt{\nu}$ batches; each batch contains $\sqrt{\nu}$ tests. We let each person choose $\sqrt{\nu}$ random batches. For the s th batch she chooses, $s \in [\sqrt{\nu}]$, she will participate in the tests at places where the s th row of her phone number has 1, as is illustrated in Figure 1. More precisely, suppose that $b_1 < \dots < b_{\sqrt{\nu}} \in [k\sqrt{\nu}]$ are the random batches she chooses, then she will participate in the $(b_s\sqrt{\nu}+t)$ th test if the $((s-1)\sqrt{\nu}+t)$ th digit of her phone number is 1, for all $s, t \in [\sqrt{\nu}]$.

When $k = 1$, we can recover the phone number of the only sick people by reading off the test results. But for general k , the blueprint does not work due to a sequence of difficulties.

Firstly, we cannot prevent sick people from choosing the same batch of tests. When this happens, this batch becomes the bitwise-or of the corresponding rows of the phone numbers and gives us corrupted information. To fix that, we can double the number of test in each batch and ask every person to participate in the $(2(b_s\sqrt{\nu} + t) - d)$ th test, where d is the $((s-1)\sqrt{\nu} + t)$ th digit of her phone number, for all $s, t \in [\nu]$. In other words, we apply the Thue–Morse rules $0 \rightsquigarrow 01$ and $1 \rightsquigarrow 10$ to turn each row of a phone number into a length- $2\sqrt{\nu}$ weight- $\sqrt{\nu}$ vector. Obviously, the bitwise-or of two different constant-weight vectors has a higher weight, which is the giveaway that a batch of tests contains two or more sick people.

Being able to tell if a batch is a bitwise-or, the second difficulty we face is that some information of the phone numbers are permanently erased, so with high probability we cannot recover the phone numbers of all the sick people. To fix that, we can multiply the number of batches by some constant $1/r$ and protect the columns of the phone number by a $\sqrt{\nu}$ -dimensional rate- r error-correcting code. By choosing r properly, one can show that with high probability we lose no information. Thus, in principle, we can recover the phone numbers.

Now that we know the information is there, it remains to show that we indeed are able to decode the error-correcting codes and extract the information. But that is exactly where the difficulty lies: There is not an easy way to tell which batches come from the first sick person and which batches come from the second sick person, and so on. To this end, we isolate the difficulty and pose it as a standalone coding-theoretic challenge in a standalone subsection below.

3.2 An unconventional list-decodability challenge

In this subsection, we want to invent a code where a phone number corresponds to a message and a code symbol corresponds to a batch of tests. This code should meet the following challenge. All

³Or an α -by- β array as long as $\alpha\beta = \nu$.

⁴If one chooses $(\alpha, \beta) = (1, \nu)$, he will recover GROTESQUE and SAFFRON (Figure 13). In the end, the failure probability is $e^{-\Theta(\alpha)} + e^{-\Theta(\beta)}$; this explains the choice of $\alpha = \beta = \sqrt{\nu}$ and the suboptimality of GROTESQUE and SAFFRON.

⁵If one chooses $(\alpha, \beta) = (\nu, 1)$, he will recover bit-mixing coding (Figure 14). In that work, the decoder enumerates over all k^2 poly($\log k$) masks, leading to a suboptimal decoding complexity we do not want to pay.

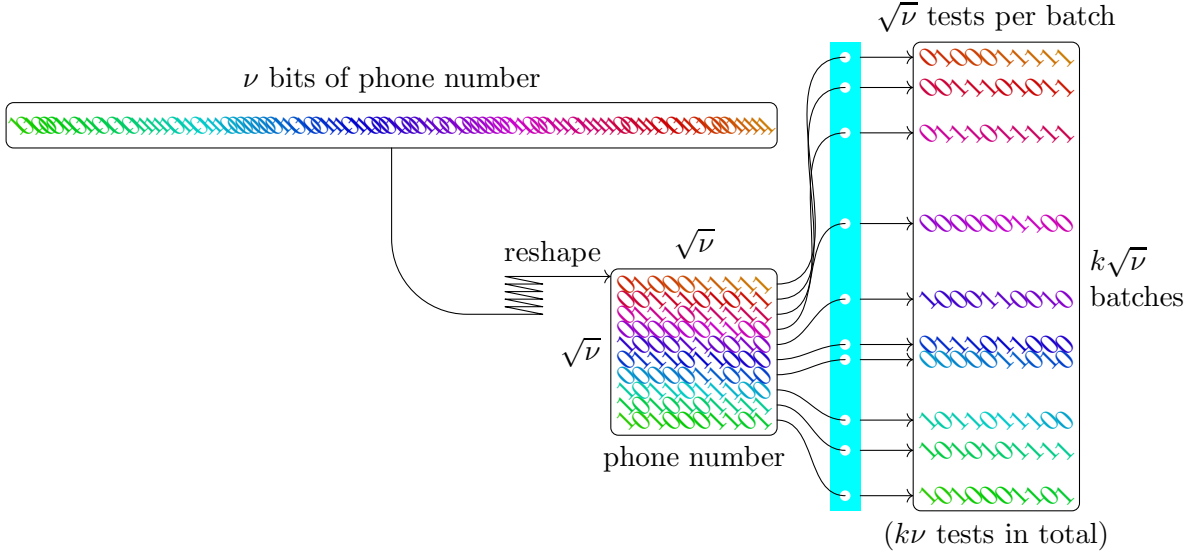


Figure 1: Gacha GT (this work): reshape the ν -bit phone number into a $\sqrt{\nu} \times \sqrt{\nu}$ square array; copy-and-past each row to a random batch of tests. This combines ideas from Figures 13 and 14.

constants are retrospectively fitted so readers can easily grasp their magnitudes.

Challenge 2. We want a code with alphabet size $2^{6\sqrt{\nu}} = 2^{\Theta(\#tests\ per\ batch)}$, block length $8k\sqrt{\nu} = \Theta(\#batches)$, and code dimension $\sqrt{\nu}/3 = \Theta(\log_{|alphabet|}(\#people))$. A corrupted word will be synthesized via the following random process (see also the depiction in Figure 2).

- Select k random codewords to form an $8k\sqrt{\nu}$ -by- k array; each column is a codeword.
- In each column, circle $4\sqrt{\nu} = \Theta(\text{dimension})$ symbols randomly.
- If a row contains exactly one circle, erase all but the circled symbol.
- If a row contains zero or more than two circles, erase the entire row.
- Readout the symbols (including erasures) from top to bottom.

The goal is to quickly recover the k random codewords (with very few FPs and FNs).

Readers will see the solution to Challenge 2 in the next subsection and how Gacha GT uses Challenge 2 as a subroutine in Sections 3.5 and 3.6. The remainder of this subsection is remarks.

One might wonder if Challenge 2 can be solved by using known results on list-decodable codes in a black-box manner, But our setting is niche and restricted: Our noise rate is as high as $1 - \Theta(1/k)$ because each person participates in only $1/k$ of the batches. This together with the desired code rate of $\Theta(1/k)$ forces the alphabet size in known constructions to be $2^{\Omega(k^2)}$, while we only allow $2^{\mathcal{O}(\nu)}$. We bypass this alphabet issue by not constructing list-decodable codes with algebraic, worst-case guarantees but focusing on the bare minimum of what the challenge needs: a probabilistically list-decodable code, leveraging the fact that our construction and perceived noise model both have randomness.

One might also wonder if list-disjunct matrices can solve Challenge 2. To answer that, we remark that list-disjunct matrices are often paired with a decoder that maintains a description of a subset of people that *must* contain all sick people; the decoder then updates the description to

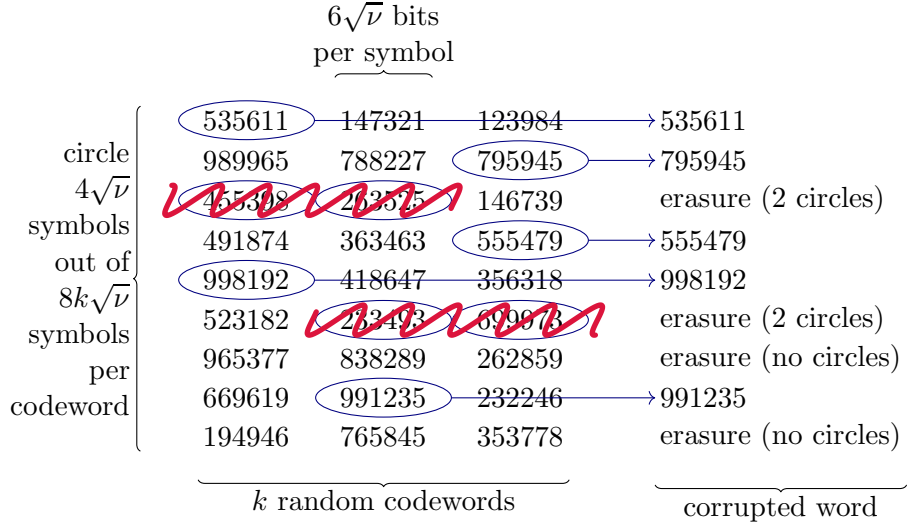


Figure 2: How Section 3.2 synthesizes corrupted words. Each 6-digit number represents a symbol of $6\sqrt{\nu}$ bits. Each column is a codeword. Each row in Figure 1 becomes a symbol here.

gradually reduce the size of the subset down to k . In our noisy world, however, negative tests can no longer prove the participants healthy so such a decoder cannot narrow-down the set of possibly sick people, making it and disjunct matrices not applicable.

Back to Challenge 2 itself. Because each symbol is circled with probability $4/8k$, each circle will be the only circle in its row with probability $\approx e^{-4/8}$. Thus, each column will contribute $\approx 4\sqrt{\nu}/e$ symbols to the synthesized word. Each symbol carries $6\sqrt{\nu}$ bits of information so we are expecting $24\nu/\sqrt{e} \approx 14.5\nu$ bits per column. Since this is more than the ν bits we need, we can afford using some of the bits to “give hints” on how to cluster symbols coming from the same codeword together.

The next subsection is dedicated to our solution via a non-traditional folding of Reed–Solomon codes where the s th symbol, $s \in [8k\sqrt{\nu}]$, consists of the polynomial’s evaluations at b_0 (a fixed point for all s) and at p_s (distinct points for various s).

3.3 A code design to meet Section 3.2’s challenge

Let \mathbb{F} be a finite field of size $2^{3\sqrt{\nu}}$. Let $\mathbb{F}[t]^{<\sqrt{\nu}/3}$ be polynomials with degrees $< \sqrt{\nu}/3$. There are $2^\nu = n$ such polynomials; each corresponds to a ν -bit phone number and will evaluate into a codeword. Pick $1 + 8k\sqrt{\nu}$ evaluation points $b_0 \in \mathbb{F}$ and $p_1, p_2, \dots, p_{8k\sqrt{\nu}} \in \mathbb{F}$. For $1 \leq j \leq 8k\sqrt{\nu}$, let the s th symbol of the codeword be the evaluation pair $(g(b_0), g(p_s)) \in \mathbb{F}^2$. We call the first evaluation, $g(b_0)$, the *birthday*. The second evaluation, $g(p_s)$, is an coded fragment of the phone number. See Figure 3 for some visualization.

A comment on the phone–birthday analogy: We associate each person to a unique ν -bit phone number because, in real world, most people have one phone and one number. We call the evaluation $g(b_0)$ birthday because people like birthdays in their phone numbers; but it is mainly a reference to the birthday problem that addresses collision probabilities, which will play a crucial role in later proofs.

A comparison to [LNNT19]’s approach: In their work, Larsen et al. synthesize the s th symbol as $(g(p_s); p_{s_1}, \dots, p_{s_d})$, where s_1, \dots, s_d are the row indices of other d circles in the same column. In

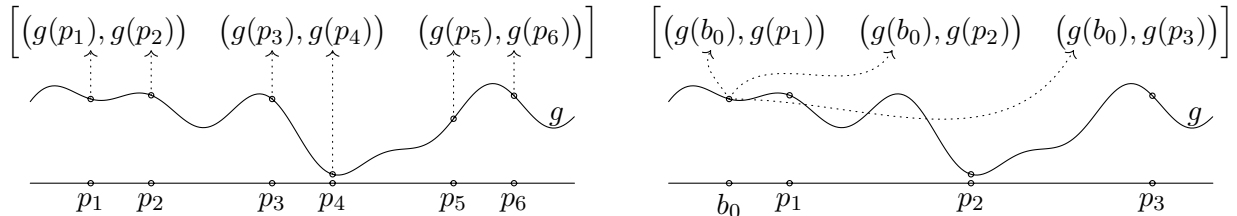


Figure 3: Left: folded Reed–solomon code in literature. Right: our customized Reed–Solomon code.

other words, while our symbols obey a hash table structure (hash of data, data fragment), symbols of [LNNT19] obey a adjacency list structure (data fragment; pointers, to, other, fragments). Our data structure is superior in two ways. (A) This section assumes $\log_2 k \leq \sqrt{\log_2 n}$, while [LNNT19, Section 4] assumes $\epsilon > 1/\sqrt{\mathcal{O}(\log n)}$, which is analogous to $k < \mathcal{O}(\log n)$. (B) Larsen et al. need to perform a nontrivial *clustering* algorithm, which is a nontrivially defined operation lying somewhere in between identifying connected components and identifying cliques. On the other hand, Gacha simply uses the hash values to classify the data fragments.

3.4 How to list-decode Section 3.3’s design

Given the design in Section 3.3, synthesize a corrupted word as described in Section 3.2. A symbol of the synthesized word is either an erasure or an evaluation pair $(g(b_0), g(p_s)) \in \mathbb{F}^2$ for some unknown polynomial $g \in \mathbb{F}[t]^{<\sqrt{v}/3}$. We know that if the s_1 th symbol and the s_2 th symbol came from the same codeword, they will share the same birthday $g(b_0)$. On the other hand, if two symbols came from two different polynomials g and h , it is unlikely that $g(b_0)$ equals $h(b_0)$.

Lemma 3 (Birthdays are collision-free). *Randomly select k polynomials $K \subset \mathbb{F}[t]^{<\sqrt{v}/3}$. Then the expected number of polynomials having non-unique evaluations at b_0 (i.e., $g(b_0) = h(b_0)$ for $g \neq h \in K$) is at most $2^{-\sqrt{v}-1}$.*

Proof. This is the birthday problem with $k \leq 2^{\sqrt{v}}$ individuals and $|\mathbb{F}| = 2^{3\sqrt{v}}$ days in a year. \square

On the basis of Lemma 3, our decoding strategy is to sort the symbols of the synthesized word by birthday and then interpolate. That is, suppose that the s_1 th, the s_2 th, \dots , and the $s_{\sqrt{v}/3}$ th symbols all share the same birthday. We can recover g by interpolating $(p_{s_1}, g(p_{s_1}))$, $(p_{s_2}, g(p_{s_2}))$, etc. To ensure that there are sufficiently many points to interpolate, we count the number of circles.

Lemma 4 (Evaluation pairs are ample). *After executing the itemized process described in Section 3.2, The probability that the first column has fewer than $\sqrt{v}/3$ circles left is $< 2^{-2\sqrt{v}-1}$.*

Proof. By symmetry, what applies to the first column applies to every. The first column starts with $4\sqrt{v}$ circles. A circle will be erased if another circle appears in the same row. Since there are $8k\sqrt{v}$ rows and $4k\sqrt{v}$ circles, the probability of erasure is $< 4k\sqrt{v} \div 8k\sqrt{v} = 1/2$. In other words, whether or not a circle is kept is a Bernoulli trial with mean $> 1/2$, while we only need mean $\sqrt{v}/3 \div 4\sqrt{v} = 1/12$. By Hoeffding’s inequality, the probability of too many erasures is $\leq \exp(-2(1/2 - 1/12)^2 \cdot 4\sqrt{v}) < 2^{-2.003\sqrt{v}}$. If n is large enough this becomes $< 2^{-2\sqrt{v}-1}$. \square

We can now analyze the success rate of our probabilistic list decoder.

Proposition 5 (Decoder is reliable). *With $< 2^{-\sqrt{\nu}}$ FNs on average (over the random choice of polynomials and circles), the code defined in Section 3.3 can be list-decoded from the corrupted word synthesized by Section 3.2.*

Proof. The proof amounts to analyzing what could go wrong. One thing that could go wrong is that two polynomials have the same evaluation at b_0 . As addressed in Lemma 3, there are $< 2^{-\sqrt{\nu}-1}$ bad polynomials on average. The other thing that could go wrong is that some column does not contribute sufficiently many symbols to the synthesized word. As addressed in Lemma 4, each column has probability $< 2^{-2\sqrt{\nu}-1}$ to do so. So, the expected number of bad columns is $< k2^{-2\sqrt{\nu}-1} \leq 2^{-\sqrt{\nu}-1}$. Adding the two $2^{-\sqrt{\nu}-1}$ concludes the proof of Proposition 5. \square

3.5 Apply the list-decoding idea to GT

The code defined in Section 3.3 has $|\mathbb{F}[t]^{<\sqrt{\nu}/3}| = n$ codewords. For each $j \in [n]$, we use the j th codeword to construct the j th column of the configuration matrix A by the following procedure.

- Out of the $8k\sqrt{\nu}$ symbols of the j th codeword, we randomly select $3\sqrt{\nu}$ symbols and replace the other symbols by a special symbol that represents erasure.
- Apply an injective map $\phi: \mathbb{F}^2 \cup \{\text{erasure}\} \rightarrow \{0, 1\}^{7\sqrt{\nu}}$ to each symbol of the j th codeword. This ϕ must⁶ map the erasure symbol to the all zero string and map any evaluation pair $(g(b_0), g(p_s))$ to a binary string of Hamming weight $3.5\sqrt{\nu}$.
- Concatenate the $8k\sqrt{\nu}$ images of ϕ to form a long string of length $56k\nu$; this is the j th column of A .

In summary, we have described how to generate a random configuration matrix $A \in \{0, 1\}^{56k\nu \times n}$. We then sample a random A and perform GT: $y := \min(Ax, 1)$.

3.6 How to decode Section 3.5's GT design

Given $y = \min(Ax, 1)$, we want to find the set $J \subset [n]$ such that $j \in J$ are those indices such that $x_j = 1$. To do so, recall that y_1 to $y_{8\sqrt{\nu}}$ correspond to ϕ (the 1st symbol), $y_{1+8\sqrt{\nu}}$ to $y_{16\sqrt{\nu}}$ correspond to ϕ (the 2nd symbol), and so on. We denote the sub-vector corresponding to ϕ (the s th symbol) by y'_s . Each y'_s falls into one of the following three cases.

- y'_s is all zero: This means that for every selected codeword $j \in J$, the s th symbol is erased.
- y'_s has more than $3.5 \log_2 k$ ones: Because ϕ maps non-erasure symbols to constant-weight binary strings, there are at least two j 's that are not erased at this position.
- y'_s has exactly $3.5 \log_2 k$ ones: We apply the inverse of ϕ to recover the pair $(g(b_0), g(p_s))$. (We assume that the complexity of ϕ^{-1} is negligible.)

Repeating this itemized procedure for all symbols, we will obtain a corrupted word that is the same as what Section 3.2 would have synthesized. Using Proposition 5, we conclude that A forms a good GT scheme and proves a toy case of the main theorem.

⁶Note that $|\mathbb{F}^2| = 2^{6\sqrt{\nu}} < \binom{7\sqrt{\nu}}{3.5\sqrt{\nu}}$ so ϕ can be chosen injective.



Figure 4: Left: a small GT scheme as a building block. Right: a large GT scheme built by disconnected, independent copies of A .

Theorem 6 (Toy Gacha). *The configuration matrix A described in Section 3.5 together with the decoding algorithm described in this subsection form a GT scheme. This GT scheme uses $56k\nu$ tests to find k sick people in a population of n . On average (over the randomness from x , A , and \mathcal{D}), this scheme produces $2^{-\sqrt{\nu}}$ or fewer FNs (that is, $1/k$ or fewer). Its decoding complexity is dominated by the complexity of interpolating k polynomials in $\mathbb{F}[t]^{<\sqrt{\nu}/3}$.*

Theorem 6 captures the essence of the main theorem. We name this scheme *Gacha* after a genre of video games. In a *kompu gacha* game, a player spends money to obtain random coupons; these coupons can be exchanged for a treasure if the player has collected a full set [STSA19]. In our case, tests are money, evaluations are coupons, and polynomials are treasures.

4 Gadgets that Improve Gacha

In this section, we introduce three stackable gadgets that can improve any existing GT scheme.

4.1 Repeat to increase throughput

In this subsection, we take an existing GT scheme (such as Theorem 6) and repeat it multiple times for disjoint subsets of people. Doing so yields free GT schemes in different parameter regions.

Proposition 7 (Repeat to increase throughput). *Assume that there is a GT scheme that uses m tests and decoding complexity d to find k sick people in a population of n , and produces f fps and fns on average. Let ϖ be any positive integer. There is a GT scheme using ϖm tests and decoding complexity ϖd to find $\varpi k/2$ sick people in a population of ϖn , and produces $\varpi f + 2^{-\Omega(k)}\varpi$ FPs and FNs on average.*

Proof. The idea is drawn in Figure 4. We divide ϖn people into ϖ groups, each containing n . We then apply A to each group, where A is the $m \times n$ configuration matrix of the GT scheme that is promised by the statement of the proposition. More formally, we construct a $\varpi m \times \varpi n$ block-diagonal matrix as

$$\mathcal{A} := \begin{bmatrix} A & & & \\ & A & & \\ & & \ddots & \\ & & & A \end{bmatrix} \in \{0, 1\}^{\varpi m \times \varpi n}$$

To decode \mathcal{A} , decode each A separately. By the promise, A 's decoding algorithm will produce f fps and fns per group if this group contains fewer than k sick people. (Lowercase fp and fn are

for false positive and false negative on the A -level.) If the group contains more than k sick people, the decoder would not notice and would still attempt to generate a list of phone numbers. It is safe to assume that this list has length $\leq 2k$ because any list longer than that contains $\geq k$ fps and can be replaced by an empty list that produces k fns. Therefore, a group overflowed by $\geq k$ people produces at most $3k$ fps and fns.

The probability that a group contains more than k sick people is $2^{-\Omega(k)}$ by applying Hoeffding's inequality to the fact that each group expects $k/2$ sick people. Therefore, there will be $\varpi f + 2^{-\Omega(k)}\varpi \cdot 3k$ or fewer FPs and FNs on average. But $2^{-\Omega(k)} \cdot 3k$ is just $2^{-\Omega(k)}$, finishing the proof. \square

Proposition 7 is a powerful tool in that if $\log_2 n < \log_2(k)^2$, we can resize k and n until $\log_2 n = \log_2(k)^2$ holds. Once the equality holds, we can apply Theorem 6. This makes Theorem 6 independent of the parameter regime and pushes the current bounds in partial-recovery GT and exact-recover GT in a unified manner.

Remark 8 (Comparison with heavy hitters). *There is a parallel between Proposition 7 and [LNNT16, Theorem 5]: In the Appendix A of the preprint [LNNT16] of [LNNT19], the authors proposed a reduction theorem from a small-tail heavy hitter problem to multiple large-tail heavy hitter problems. For any $\epsilon, \delta \in (0, 1/2)$, their construction of an ϵ -summarizer with failure probability δ is to prepare $\epsilon^{-2}|\log_2 \delta|$ instances of $\mathcal{O}(|\log_2 \delta|^{-1/2})$ -summarizer, and hash every incoming item into one of the $\mathcal{O}(|\log_2 \delta|^{-1/2})$ -summarizers. Modulo the choices of parameters, our Proposition 7 shares the same idea as theirs.*

That said, [LNNT16, Theorem 5] allows δ to stay constant while $\epsilon \rightarrow 0$, meaning that there will be $\Theta(\epsilon^{-2}) \rightarrow \infty$ heavy hitters and $\epsilon^{-2}|\log_2 \delta| = \Theta(\epsilon^{-2}) \rightarrow \infty$ instances of constant-summarizer. Assuming that the incoming items are hashed randomly, the number of heavy hitters each instance receives is a random variable obeying a Poisson distribution with a constant intensity. With a overwhelmingly high probability, one of the instance will receive $\omega(1)$ heavy hitters and overflow. This argument contradicts [LNNT16, inequality (2)], and hence their results are limited to the parameter region $\epsilon > 1/\sqrt{\mathcal{O}(\log n)}$.

Here we are also facing a similar issue: We strongly advice against choosing $\varpi > 2^{\Omega(k)}$ because there will be $2^{-\Omega(k)}\varpi > 1$ overflowing groups that contain more than k sick people. These overflowing groups, with a overwhelmingly high probability, will produce a lot of fns.

4.2 Repeat to double-check

In this subsection, we take an existing GT scheme, repeat it multiple times, and let them vote.

Proposition 9 (Repeat to double-check). *Suppose that there is a GT scheme that uses m tests and decoding complexity d to find k sick people in a population of n , and produces f fps and fns on average. Let σ be any positive integer. There is a GT scheme that uses σm tests and decoding complexity $\sigma d + \sigma k \text{ poly}(\log(\sigma n))$ to find k sick people in a population of n , and produces $k\sqrt{4f/k}^\sigma$ FPs and FNs on average.*

Proof. Let A be the $m \times n$ configuration matrix of the GT scheme that supposedly exists. We duplicate A σ times and shuffle the columns of each copy of A , i.e., shuffle the phone numbers. (We assume that the complexity of looking-up phone numbers is negligible.) This way, we can say that every copy of A functions independently. We stack the copies of A on top of each other to yield a

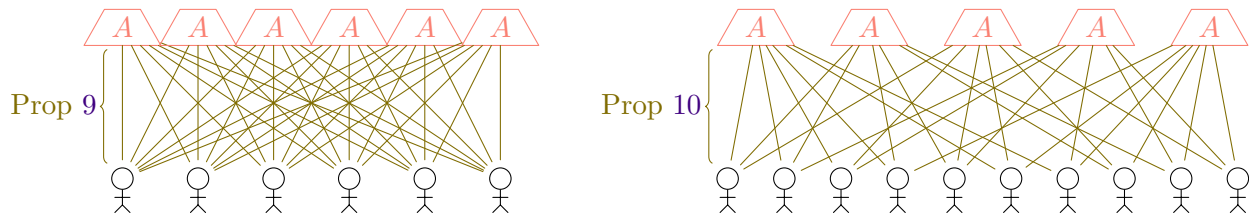


Figure 5: Left: Proposition 9 can be seen as a construction based on a complete bipartite graph. Right: Proposition 10 can be seen as a construction based on a “good” graph.

$\sigma m \times n$ matrix, \mathcal{A} . For the formality,

$$\mathcal{A} := \begin{bmatrix} AP_1 \\ AP_2 \\ \vdots \\ AP_\sigma \end{bmatrix} \in \{0, 1\}^{\sigma m \times n},$$

where $P_1, P_2, \dots, P_\sigma$ are $n \times n$ permutation matrices sampled uniformly at random. We use \mathcal{A} to perform GT: $y := \min(\mathcal{A}x, 1)$.

To decode \mathcal{A} , decode each copy of A separately. Each A generates a list of $k \pm f$ or so phone numbers who are possibly sick. We can guarantee that the length of this list never go beyond $2k$ because an empty list produces fewer fns than a $2k$ -long list produces fps. In total, there will be $\sigma k \pm \sigma f$ or so phone numbers, and is guarantee to be no more than $2\sigma k$. We generate the final list of sick people by collecting phone numbers that appear at least $\sigma/2$ times. From what is above, the decoding complexity is σd for separately decoding all copies of A plus $\mathcal{O}(k' \log k')$, where $k' := 2\sigma k$, for sorting the phone numbers.

Now we count the number of FNs and FPs. A sick person becomes an FN if her phone number appears $< \sigma/2$ times. Each copy of A fails to find this sick person with probability $\varepsilon := f/k$. The probability that A fails $\sigma/2$ times is, by the union bound, $< \binom{\sigma}{\sigma/2} \varepsilon^{\sigma/2} < 0.5\sqrt{4\varepsilon}^\sigma$. We next bound the number of FPs. A healthy person becomes an FP if her phone number appears $> \sigma/2$ times. But each copy of A incorrectly generates her phone number with probability $f/n < f/k = \varepsilon$ and hence the same upper bound, $0.5\sqrt{4\varepsilon}^\sigma$, applies. In sum, the total number of misclassified people will be $k\sqrt{4\varepsilon}^\sigma$ on average. \square

The utility of Proposition 9 is, when paying a scalar of σ , to reduce the failure probability not by a scalar, but by raising it to the power of σ . On a higher level, Proposition 9 facilitates a trade-off between m and f in a black-box way. For example, if we apply the proposition to bit-mixing coding [BCS⁺21], we obtain the same trade-off provided by the noisy splitting work [PST23].

One of the core lessons of coding theory is to introduce repetition to improve the reliability of some unreliable build and then introduce codes to reduce the cost of repetition. In the following, we will see how Proposition 9 is codified.

4.3 Repeat to double-check increased throughput

We recognize that Proposition 7 can be visualized as a collection of claws and Proposition 9 can be visualized as a complete bipartite graph. In this subsection, we generalize the propositions to generic graphs and prove the following.

Proposition 10 (Repeat to double-check increased throughput). *Suppose that there is a GT scheme that uses m tests and decoding complexity d to find k sick people in a population of n , and produces f fns and fps on average. Let ρ and ϱ be free parameters, $1 < \rho < \varrho < \sqrt{n}$. There is a GT scheme using $M := \varrho m$ tests and decoding complexity $D := \varrho d + \varrho k \text{poly}(\rho \log(\varrho n))$ to find $K := \varrho k/2\rho$ sick people in a population of $N := n^{\rho/6}$, and produces $F := 2^\rho(f/k + 2^{-\Omega(k)})^{\rho/3} K + K^2/2\sqrt{n} + \varrho^{\rho/3}(f + 2^{-\Omega(k)})^{\rho/3} \sqrt{n}^{1-\rho/3}$ FNs and FPs.*

Although the statement is cryptic, Proposition 10 is a simple, natural generalization of Proposition 9 in the following manner: We repeat the configuration matrix A ϱ times, and ask every person to participate in ρ random copies of A , as shown in Figure 5. In doing so, each person encodes her phone number $j \in [N]$ into a tuple $(j_1, \dots, j_\varrho) \in [n]^\varrho$, and pretends that her phone number is $j_r \in [n]$ when participating in the r th copy of A .

Given the design philosophy in the last paragraph, let us explain the numerals $\varrho k/2\rho$ and $n^{\rho/6}$. For why the number of sick people should be $K := \varrho k/2\rho$, consider a random bipartite graph that consists of the people part and the copies-of- A part (cf. Figure 5). In this graph, ϱ is the number of A -vertices; ρ is the degree of people-vertices; and k is the maximal number of sick people that each copy of A can handle. For “safety”, we choose the parameters such that the expected number of sick people connected to each copy of A is $k/2$. By edge-counting, the number of sick people we can safely find is about $\varrho k/2\rho =: K$.

For why the population should be $N := n^{\rho/6}$, consider the following back-of-the-envelope computation. Out of the ρ copies of A a sick person participates in, we hope that $\rho/3$ or more copies can decode successfully.⁷ Because each copy of A provides $\nu = \log_2 n$ bits of information, we expect receiving $\rho\nu/3$ bits of information regarding the identity of each sick person. Reusing the idea of Section 3.3, we use half of the bits ($\rho\nu/6$) to encode birthday and the other half to encode phone number. Hence, we can handle a population of $n^{\rho/6} =: N$.

We can now present the formal proof.

Proof of Proposition 10. Let there be a finite field \mathbb{F} of size \sqrt{n} . Let $\mathbb{F}[t]^{<\rho/3}$ be the set of $N = n^{\rho/6}$ polynomials whose degrees are $< \rho/3$. Pick $1 + \varrho$ evaluation points $b_0, p_1, \dots, p_\varrho \in \mathbb{F}$.

For each $j \in [N]$, assign a unique polynomial $g \in \mathbb{F}[t]^{<\rho/3}$ to the j th person. We now construct the j th column of the configuration matrix $\mathcal{A} \in \{0, 1\}^{\varrho m \times N}$ using g . For any $r \in [\varrho]$, if the j th person chooses not to participate in the r th copy of A , let the matrix entries $\mathcal{A}_{(rm-m+1,j)}, \dots, \mathcal{A}_{(rm,j)}$ be zero. Otherwise, if the j th person does choose to participate in the r th copy of A , she will compute $(g(b_0), g(p_r)) \in \mathbb{F}^2$ and use some map $\varphi: \mathbb{F}^2 \rightarrow [n]$ to turn the r th evaluation pair to an integer. She then copies the $\varphi(g(b_0), g(p_r))$ th column of A and pastes them onto $\mathcal{A}_{(rm-m+1,j)}, \dots, \mathcal{A}_{(rm,j)}$.

To decode \mathcal{A} , decode each copy of A separately. Each A will return a subset of roughly $k \pm f$ (never more than $2k$) indices in $[n]$. Apply φ^{-1} to turn the indices to a subset of evaluation pairs of the form $(g(b_0), g(p_r))$. (We assume that the complexity of φ^{-1} is negligible.) Sort these $\varrho(k \pm f)$ pairs by birthday and ignore birthdays appearing fewer than $2\rho/3$ times. Finally, for each birthday with $2\rho/3$ evaluations, interpolate the evaluations as if we are decoding a Reed–Solomon code.

The decoding complexity is the sum of decoding copies of A (i.e., ϱd), sorting birthdays ($\mathcal{O}(k' \log k')$, where $k' := 2\rho k$), and interpolating polynomials ($\mathcal{O}(\varrho k \rho^3)$).

We now count FNs. There are two sources producing FNs. The first source is sick people who share birthday with others. They contribute $K^2/2\sqrt{n}$ FNs on average; cf. Lemma 3. The second source is sick people who cannot be decoded by more than $\rho/3$ copies of A ; they contribute

⁷Any fraction can replace $1/6$; for instance, Lemma 4 has $\sqrt{\nu}/3 \div 4\sqrt{\nu} = 1/12$.

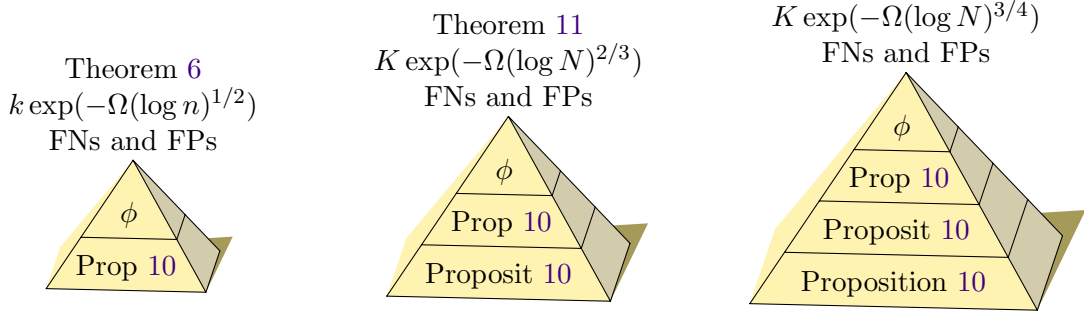


Figure 6: Proposition 10 is a stackable gadget that recursively evolves the parameters (m, d, n, k, f) . By staking more and more layers of Proposition 10, we can improve the exponent of the exponent from $1/2$ to $2/3$ to $3/4$ and all the way to $1 - 1/\tau$ (when there are $\tau - 1$ layers).

$2^\rho(f/k + 2^{-\Omega(k)})^{\rho/3}K$ FNs. Here, the term $2^{-\Omega(k)}$ corresponds to the event that a copy of A is overflowed by $> k$ sick people; cf. the proof of Proposition 7. The term $4f/k$ corresponds to the fns A makes when A is not overflowed; cf. the proof of Proposition 9.

We now count FPs. The only source of FP is that some subset of $\rho/3$ copies of A produce fps sharing the same birthday. For each of the \sqrt{n} birthdays, there are f/\sqrt{n} fps sharing that birthday per copy of A ; there will be more fps if A overflows but that happens with small probability $2^{-\Omega(k)}$. There are $\binom{\rho}{\rho/3} \leq \rho^{\rho/3}$ subsets of copies of A . Therefore, the number of FPs is fewer than $\rho^{\rho/3}(f + 2^{-\Omega(k)})^{\rho/3}\sqrt{n}^{1-\rho/3}$. This finishes the proof. \square

In the next subsection, we will see that Proposition 10 generalizes Theorem 6 in the way list-recoverable codes generalize list-decodable code. Although some earlier works had use list-recoverable codes to piece together phone numbers, Proposition 10 sits in an untraditional parameter corner so we end up constructing our own code.

4.4 Pyramids of stacked gadgets

In this subsection, we demonstrate that Proposition 10 is a stackable gadget that can evolve the parameters (m, d, k, n, f) recursively. That and Propositions 7 and 9 stacked together can prove the noiseless version of the main theorem, as Figure 6 illustrates. As a stepping stone toward the immense potential of Proposition 10, we reprove Theorem 6 as the following.

Theorem (Restating Theorem 6 on page 11 with capital letters for readers' convenience). *There is a GT scheme that uses $m = \mathcal{O}(K \log N)$ tests and decoding complexity $O(K \text{ poly}(\log N))$ to find K sick people in a population of N . On average (over the randomness from $x, A, Z,$ and \mathcal{D}), it will produce $K \exp(-\Omega(\sqrt{\log N}))$ or fewer FPs and FNs.*

Alternative proof of Theorem 6. Let ℓ be a free, large parameter. We focus on the case $(K, N) = (2^\ell, 2^{6\ell^2})$ to demonstrate the evolution of parameters better; other pairs of (K, N) can be obtained by fine-tuning the selection of (ρ, ϱ) and/or applying Proposition 7.

To begin, find constant-weight code ϕ that has length 12ℓ and $2^{6\ell}$ codewords. Treat ϕ as a GT scheme that uses 12ℓ tests and decoding complexity $(12\ell)^c$ (c is a very large constant) to find 1 sick person in a population of $2^{6\ell}$. Now apply Proposition 10 to ϕ with parameters

| m | d | k | n | f | ρ | ϱ |
|----------|--------------|-----|-------------|-----|---------|------------------|
| 12ℓ | $(12\ell)^c$ | 1 | $2^{6\ell}$ | 0 | 6ℓ | $2\rho 2^\ell/k$ |

We obtain capital-letter parameters

| M | D | K | N | F |
|--------------------|---|-------------------|---------------|--|
| ϱm | $\varrho d + \varrho k \text{poly}(\rho \log(\varrho n))$ | $\varrho k/2\rho$ | $n^{\rho/6}$ | $2^{\rho(f/k+2^{-\Omega(k)})\rho/3} K + K^2/2\sqrt{n}$ $+ \varrho^{\rho/3}(f+2^{-\Omega(k)})\rho/3 \sqrt{n}^{1-\rho/3}$ |
| $2^\ell(12\ell)^2$ | $2^\ell(12\ell)^{2c}$ | 2^ℓ | $2^{6\ell^2}$ | $2^{-\ell}$ |

Note that, when filling-in the table above, we treat $2^{-\Omega(k)}$ as zero because that term corresponds to the event that an A overflows and produces a lot of fps and fns. With ϕ , however, we can always detect overflow by checking if the Hamming weight matches.

Now we observe that the number of tests is $M = O(K \log N)$, that the decoding complexity is $D = K \text{poly}(\log N)$, and that the number of mistakes is $F = K \exp(-\Omega(\sqrt{\log N}))$, we conclude the proof of the case $\log_2 N = 6 \log_2(K)^2$. For the $>$ case, use a slightly different tuple of parameters; for the $<$ case, apply Proposition 7. \square

The advantage of Proposition 10 is its stackability: Having seen that Theorem 6 is Proposition 10 applied to ϕ , let us apply Proposition 10 to Theorem 6 with lowercase parameters

| m | d | k | n | f | ρ | ϱ |
|---------------|------------------|----------|---------------|-------------|---------|----------------------|
| $k(12\ell)^2$ | $k(12\ell)^{2c}$ | 2^ℓ | $2^{6\ell^2}$ | $2^{-\ell}$ | 6ℓ | $2\rho 2^{\ell^2}/k$ |

We will obtain capital parameters

| M | D | K | N | F |
|------------------------|---------------------------|--------------|---------------|---------------|
| $2^{\ell^2}(12\ell)^3$ | $2^{\ell^2}(12\ell)^{3c}$ | 2^{ℓ^2} | $2^{6\ell^3}$ | $2^{-\ell^2}$ |

Using Proposition 7 to handle the case $\log_2(K) > \log_2(N)^{2/3}$, we can prove this.

Theorem 11 (Stacked Gacha). *There is a GT scheme that uses $O(K \log N)$ tests and decoding complexity $O(K \text{poly}(\log N))$ to find K sick people in a population of N . On average (over the randomness from x , A , and \mathcal{D}), it will produce $K \exp(-\Omega(\log N)^{2/3})$ or fewer FPs and FNs.*

Applying Proposition 10 to Theorem 11, we can evolve lowercase parameters

| m | d | k | n | f | ρ | ϱ |
|---------------|------------------|--------------|---------------|---------------|---------|----------------------|
| $k(12\ell)^3$ | $k(12\ell)^{3c}$ | 2^{ℓ^2} | $2^{6\ell^3}$ | $2^{-\ell^2}$ | 6ℓ | $2\rho 2^{\ell^3}/k$ |

to capital parameters

| M | D | K | N | F |
|------------------------|---------------------------|--------------|---------------|---------------|
| $2^{\ell^3}(12\ell)^4$ | $2^{\ell^3}(12\ell)^{4c}$ | 2^{ℓ^3} | $2^{6\ell^4}$ | $2^{-\ell^3}$ |

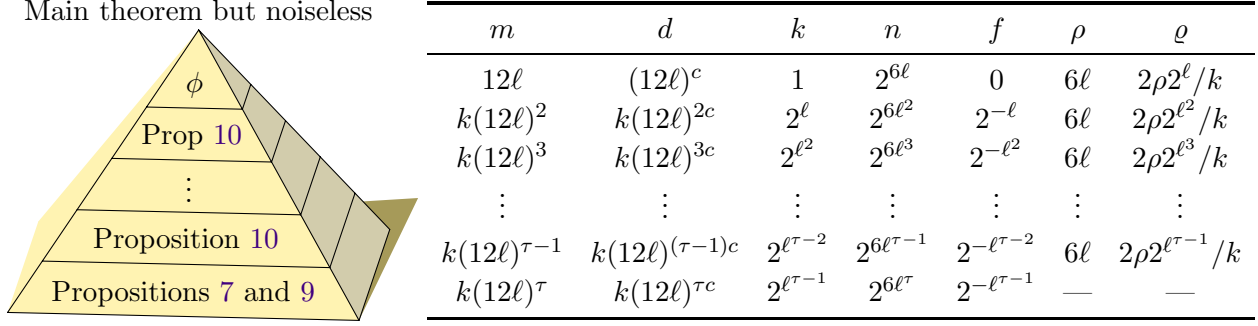


Figure 7: Left: a visualization of stacked Proposition 10 (along with other building blocks). Right: how parameters evolve under Proposition 10 and prove the noiseless version of the main theorem.

This further reduces the expected number of FNs and FPs to $K \exp(-\Omega(\log N)^{3/4})$. In general, applying Proposition 10 $\tau - 1$ times increases the number of tests and complexity by $2^{\mathcal{O}(\tau)}$ -fold and reduces the expected number of FNs and FPs to $K \exp(-\log(N)^{1-1/\tau} 2^{-\mathcal{O}(\tau)})$.

We now have all the tools to prove the main theorem for the case that tests are noiseless. Consider the pyramid in Figure 7. In this pyramid, people are at the base and the tests are at the tip. The encoding process starts with Propositions 7 and 9 that rescale (m, d, k, n, f) by ϖ and σ . These propositions will produce “virtual phone numbers” in the intermediate layer. We then proceed to stacking Proposition 10 to generate more virtual phone numbers in higher and higher layers (repeat this $\tau - 1$ times). This encoding process will work all the way up until, finally, we apply ϕ to the virtual test phone numbers to generate the set of tests each person should participate in.

To decode, apply ϕ^{-1} and work top-down: For every layer of the pyramid, we are given a collection of evaluation pairs $(g(b_0), g(p_s))$. We sort by birthdays and interpolate the evaluations to recover the virtual phone numbers who are sick, and pass that information to the layer below. Finally, at the bottom layer, we will obtain the phone numbers of the actual sick people.

To prove the main theorem, it remains to address how to deal with noisy tests.

5 Gacha and Noisy Test Results

The goal of this section is to address noisy tests.

Suppose that the channel Z that models the noisy test outputs is a BSC. The itemized analysis in Section 3.6 will break under Z because it relied on we being able to tell if the Hamming weight of y'_s is 0 (erasure), $3.5 \log_2 k$ (uniquely decodable), or more (collision). To fix this, we will employ the intuition that good codes are almost-constant-weight codes. More precisely, in a capacity-approaching error-correcting code over a BSC, most codewords have Hamming weights $\approx \ell/2$, where ℓ is the block length. Moreover, the bitwise-or of two random codewords will, with high probability, have Hamming weight $\approx 3\ell/4$. Therefore, in order to tell if there are 0, 1, or more circles in the s th row of an array like Figure 1, it suffices to hypothesis-test if the Hamming weight of y'_s is 0, $\ell/2$, or $3\ell/4$.

A bigger obstacle is when Z is not a BSC, and for a good reason: Most GT applications do not treat positive and negative symmetrically. For instance, bloom filters that disable deletion contain FPs (but not FNs). On the other hands, in digital forensics, we can store 1-bit hashes to save

space; 1-bit hashes might collide and produce FNs (but not FPs). In Section 5.3, readers will see how to reduce a generic channel to a BSC.

5.1 Good codes have good Hamming properties

This subsection is our attempt to fix Section 3.6 for the case that Z is a BSC. We borrow Barg and Zémor’s codes [BZ02] that satisfy the following properties.

- The decoding complexity is linear in ℓ , the block length.
- The code rate approaches the capacity of Z .
- The error exponent is positive at any rate below capacity.

We want to use these properties to prove the constant-weight property of Barg–Zémor. The constant-distance property follows immediately because it is a linear code. Once we have those, we can use Barg–Zémor’s encoder as a replacement of the map ϕ defined in Section 3.5.

Lemma 12 (Constant-weight property). *Over a BSC Z , construct a family of capacity-achieving codes using [BZ02]. For any $\varepsilon > 0$, there exists a $\delta > 0$ and a lower bound on ℓ such that the probability that a random codeword’s Hamming weight is not within the range $(1/2 \pm \varepsilon)\ell$ is less than $2^{-\delta\ell}$.*

Proof of Lemma 12. The proof is by a contradiction to Shannon’s theory. In the noisy-channel coding theorem, every channel and every input distribution has a capacity. The true capacity of a channel is the supremum over all input distributions. That is, achieving the true capacity requires specific input distributions. For a BSC, the only capacity-achieving input distribution is the uniform one on $\{0, 1\}$. Any nonuniform input distribution causes a capacity penalty. We argue that this forces codewords to have as many zeros as they have ones.

Suppose the opposite, that more than $2^{-\delta\ell}$ of the codewords have Hamming weights less than $(1/2 - \varepsilon)\ell$. We then communicate using only those codewords. Doing so decreases the effective code rate by δ but skews the input distribution by (at least) ε . To obtain a contradiction, choose δ so small and ℓ so big such that the decreased code rate is greater than the penalized capacity due to skewed inputs. This finishes the proof that Hamming weight should $> (1/2 - \varepsilon)\ell$. By a mirrored argument, it should $< (1/2 + \varepsilon)\ell$, which finishes the proof of Lemma 12. \square

Lemma 13 (Constant-distance property). *Assume the notation of Lemma 12. The probability that the Hamming weight of the bitwise-or of two random codewords is not within the range $(3/4 \pm 3\varepsilon/2)\ell$ is less than $3 \cdot 2^{-\delta\ell}$.*

Proof. Let w and w' be two random codewords. Because we are dealing with binary linear codes, the Hamming weight of their bitwise-or $w \vee w'$ can be expressed as

$$|w \vee w'| = \frac{|w| + |w'| + |w + w'|}{2}.$$

Note that $w + w'$ (bitwise-xor) is also a codeword. Therefore, except for a probability of $3 \cdot 2^{-\delta\ell}$, w , w' and $w + w'$ all have Hamming weights within the range $(1/2 \pm \varepsilon)\ell$. This finishes the proof. \square

Lemmas 12 and 13 imply that we can tell apart the all-zero codeword, a random codeword, and the bitwise-or of two random codewords.

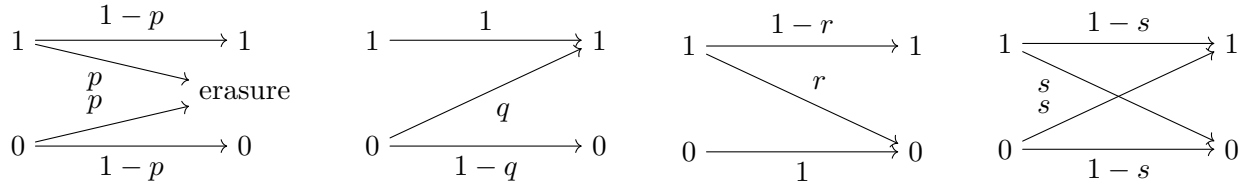


Figure 8: From left to right: Binary erasure channel (BEC) with erasure probability p . False positive (FP) channel with FP probability q . False negative (FN) channel with FN probability r . Binary symmetric channel (BSC) with crossover probability s .

Proposition 14 (Positive exponent). *Assume the same notation as in Lemma 12. Suppose that Gill, adversarially, chooses one of the options and sends it to Alex via the BSC Z : (a) the all-zero codeword, (b) a random (non-adversarial) codeword, or (c) the bitwise-or of two random (non-adversarial) codewords. Alex can tell the difference with misclassification probability $2^{-\gamma\ell}$ for some small $\gamma > 0$.*

Proof. Denote the crossover probability of Z by p . Alex knows that, if Gill keeps transmitting zeros, he will see a stream of bits whose mean is p . If Gill keeps transmitting uniformly random bits, Alex will see a stream whose mean is $1/2$. Similarly, if Gill's stream has mean $3/4$, Alex will see mean $3/4 - p/2$. Therefore, Alex can use midpoints $\theta_1 := (p + 1/2)/2$ and $\theta_2 := (1/2 + 3/4 - p/2)/2$ as thresholds to classify incoming streams by sample mean. It remains to compute the probability that Alex makes mistakes given this choice of θ_1 and θ_2 .

Suppose that Gill chose (b) and Alex thinks she chose (a). That is, Alex sees $< \theta_1\ell$ ones. Then either of the following must go wrong.

- The codeword Gill sent has exceptionally few ones: fewer than $3\ell/8$.
- The codeword has many ones (more than $3\ell/8$), but the outputs of Z have too few (fewer than $\theta_1\ell$).

As Lemma 12 has shown, a randomly chosen codeword has $< 3\ell/8$ ones with probability $2^{-\delta\ell}$ for some $\delta > 0$ that is chosen according to $\varepsilon := 1/8$. That is to say, the first item is exponentially unlikely to go wrong. At the meantime, the second item is also exponentially unlikely to go wrong by Hoeffding's inequality. Therefore, we can choose a positive γ to upper bound the sum of the probabilities that things can go wrong.

The preceding argument focuses on how Alex can distinguish (a) and (b). With a similar argument, Alex can distinguish (b) and (c) with an exponentially small misclassification probability. This finishes the proof of Proposition 14. \square

Summary of this subsection: We argue that Barg-Zémor [BZ02] is a good replacement of the map ϕ in Section 3.6. We now use it to prove that Gacha can handle test results altered by a BSC.

5.2 Gacha over BSC

Recall that $\nu := \log_2 n$. The following theorem has two proofs. One, as shown in Figure 10, is to regard Barg-Zémor as a GT scheme and apply Proposition 10. The other proof, the one we present below, is to reprove Proposition 10 in this new context.

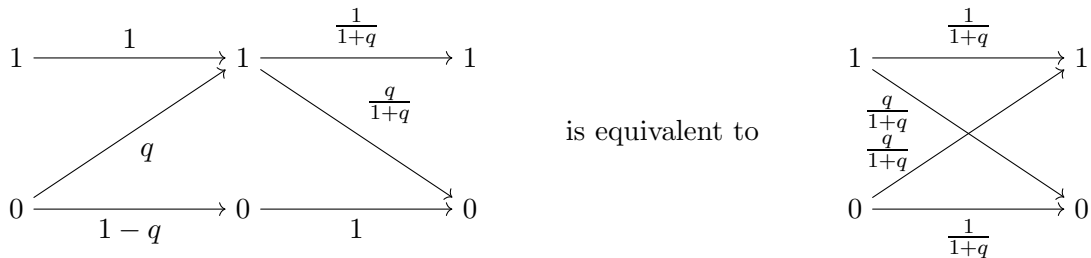


Figure 9: Take an FP channel with FP probability q ; one can post-process its output by an FN channel with FN probability $q/(1+q)$ to form a BSC with crossover probability $q/(1+q)$.

Theorem 15 (BSC Gacha). *If the noisy tests are modeled by a BSC Z , then there is a constant \mathcal{O}_Z and a GT scheme that satisfies the following. (A) It uses $m = \mathcal{O}_Z(k\nu)$ tests. (B) Its decoding complexity is $\mathcal{O}_Z(k \text{ poly}(\nu))$. (C) It will produce $k \exp(-\sqrt{\nu})$ or fewer FPs and FNs on average (over the randomness from x, A, Z , and \mathcal{D}).*

Proof. The construction is very similar to that in Section 3. The only changes are that ϕ is replaced by an error-correcting code and that some constants are re-chosen. Here is the list of re-chosen constants.

- The size $2^{c_1\sqrt{\nu}}$ of the finite field \mathbb{F} (cf. Section 3.3).
- The degree cap $c_2\sqrt{\nu}$ on the polynomials $\mathbb{F}[t]^{<c_2\sqrt{\nu}}$. Choose $c_2 = 1/c_1$ so there are n polynomials.
- The number of evaluation points $c_3k\sqrt{\nu}$. This is also the number of rows in Figure 2.
- The number of circles $c_4\sqrt{\nu}$ that each column in Figure 2 has.
- The block length $\ell := c_5\sqrt{\nu}$ of ϕ (cf. Section 3.5).

Next, to construct ϕ , use [BZ02] to construct a code whose block length is $\ell = c_5\sqrt{\nu}$ and dimension is $c_1\sqrt{\nu}$ (i.e., \log_2 of the field size). At this code rate c_1/c_5 , denote by γ a positive constant such that the following hold.

- The error exponent is $> \gamma$, that is, the failure probability of decoding is $< 2^{-\gamma\ell}$. By [BZ02], γ exists.
- The probability that Alex cannot tell apart all-zero, random codeword, and bitwise-or of two random codewords is $< 2^{-\gamma\ell}$ (cf. Proposition 14).

In other words, the failure probability per batch is about $2^{-\gamma c_5\sqrt{\nu}}$.

We now examine the failure probability of the decoder described in Section 3.6. There are three things that could go wrong.

- Two polynomials g and h coincide at b_0 . This is addressed in Lemma 3: As long as the field size (controlled by c_1) is big enough, the collision probability is $\exp(-\Omega_Z(\sqrt{\nu}))$.
- A polynomial does not contribute sufficiently many symbols to the synthesized word or its symbols are decoded incorrectly (see the next item). This is addressed in Lemma 4: As long as c_3/c_4 and c_4/c_2 are big enough, interpolation fails with probability $\exp(-\Omega_Z(\sqrt{\nu}))$.

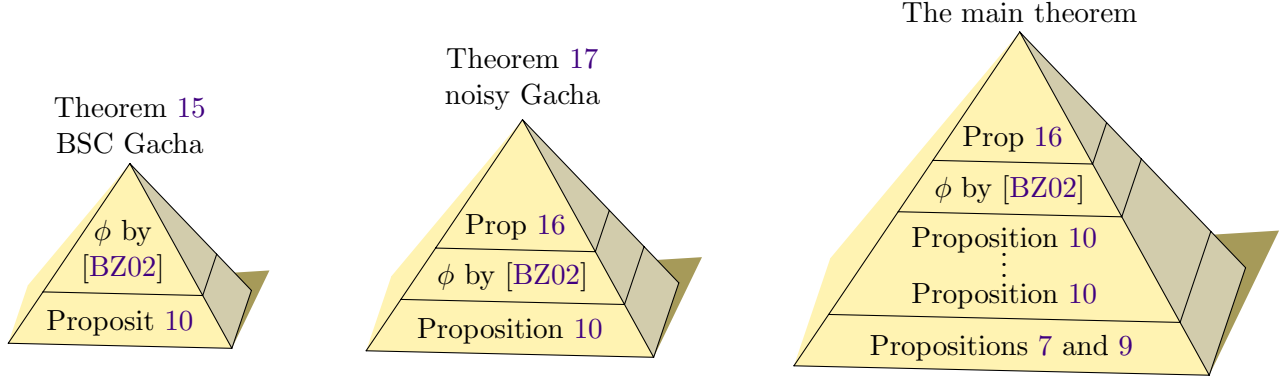


Figure 10: Stacking $\tau - 1$ layers of Proposition 10 together with other gadgets that denoise the test results proves the main theorem.

- A symbol $(g(b_0), g(p_s))$ is erroneously decoded from the binary representation $\phi(g(b_0), g(p_s))$. This is addressed when we chose γ : Because there are, on average, $k \exp(-\Omega_Z(\sqrt{\nu}))$ erroneous symbols, they can produce at most $k \exp(-\Omega_Z(\sqrt{\nu}))$ FPs and FNs.

From what is presented about, this GT scheme produces $k \exp(-\Omega_Z(\sqrt{\nu}))$ FNs and FPs. To conclude (C), apply Proposition 9 with $\sigma \leftarrow \mathcal{O}_Z(1)$ to promote the number of mistakes from $k \exp(-\Omega_Z(\sqrt{\nu}))$ to $k \exp(-\sqrt{\nu})$.

For (A), note that the number of tests is $c_3 k \sqrt{\nu}$ times $c_5 \sqrt{\nu}$. For (B), note that ϕ has a linear time decoder and interpolation is cubic (Gaussian elimination) in the number of evaluations. Together, each polynomial needs $\mathcal{O}_Z(\sqrt{\nu}^3)$ time. There are k polynomials, so the overall complexity is $\mathcal{O}_Z(k \text{ poly}(\nu))$. This concludes the proof of Theorem 15. \square

We next address how Gacha should handle non-BSC channels.

5.3 Symmetrizing asymmetric channels

As explained at the beginning of this section, asymmetric channels are natural sources of noises in GT applications. In this subsection, we demonstrate how to downgrade an asymmetric channel to a BSC. As an example, see Figure 9 for how to downgrade an FP channel into a BSC.

Proposition 16 (Downgrade to BSC). *Any binary-input discrete-output channel with a positive capacity can be downgraded into a BSC with a positive capacity.*

Proof. Suppose that the channel is $Z = (\Sigma, \mu_0, \mu_1)$ where $\mu_x(y)$, for $(x, y) \in \{0, 1\} \times \Sigma$, is the probability that the output is y conditioning on the input being x . Suppose that the alphabet $\Sigma = \{\sigma_1, \sigma_2, \dots, \sigma_q\}$ is sorted by *likelihood ratios*:

$$\frac{\mu_1(\sigma_1)}{\mu_0(\sigma_1)} \leq \frac{\mu_1(\sigma_2)}{\mu_0(\sigma_2)} \leq \dots \leq \frac{\mu_1(\sigma_q)}{\mu_0(\sigma_q)}.$$

Define a family of discrete-input binary-output channels $V_t: \Sigma \rightarrow \{0, 1\}$ that is parametrized by $t \in [0, q]$ as follows: For all $i \in [q]$, V_t sends σ_i to 0 if $i < t + U$, and to 1 if $i > t + U$, where $U \in [0, 1]$ is a uniform random seed.

When $t = 0$, V_0 sends all symbols in Σ to 1. When $t = q$, V_q sends everything to 0. As t gradually increases from 0 to q , V_t sends more and more symbols (starting from those that are more likely 0) to 0 and fewer symbols to 1. We define a channel W_t by post-processing Z by V_t . According to what we have above, W_0 is an FP channel, W_q is an FN channel, and $W_t: \{0, 1\} \rightarrow \{0, 1\}$ is a generic binary-to-binary channel. By the intermediate value theorem, there is an intermediate $t \in [0, q]$ such that W_t is a BSC. \square

Proposition 16 suggests that, if the test outputs are processed by a non-BSC channel Z , we can post-process the test outputs further using W_t (for some proper $t \in [0, q]$). Doing so makes the GT problem equivalent to what is addressed in Theorem 15. This generalizes Theorem 15 to generic channels.

Theorem 17 (Noisy Gacha). *If tests are noisy and modeled by a binary-input channel Z , then there is a GT scheme that satisfies the following. (A) It uses $m = \mathcal{O}_Z(k\nu)$ tests. (B) Its decoding complexity is $\mathcal{O}_Z(k \text{poly}(\nu))$. (C) It will produce $k \exp(-\sqrt{\nu})$ or fewer FPs and FNs on average (over the randomness from x , A , Z , and \mathcal{D}).*

6 Wrap up the Proof of the Main Theorem

We have seen how to stack gadgets. We have seen how to denoise tests. Putting everything together proves the main theorem.

Theorem (Restating Theorem 1 on page 3 for readers' convenience). *Let Z be any binary-input channel and \mathcal{O}_Z hide a constant that depends only on Z . Let $\sigma \geq 1$ and $\tau \geq 2$ be free integer parameters. Gacha GT is a randomized scheme that uses $m = \mathcal{O}_Z(\sigma k \log(n) 2^{\mathcal{O}(\tau)})$ tests and decoding complexity $\mathcal{O}_Z(\sigma k \text{poly}(\log(\sigma n)) 2^{\mathcal{O}(\tau)})$ to find k sick people in a population of n . Averaged over the randomness of x , A , and Z , Gacha will produce $k \exp(-\sigma \log_2(n)^{1-1/\tau})$ or fewer FPs and FNs.*

Proof of Theorem 1. The proof is visualized in Figure 10.

In Proposition 16, we learned how to downgrade any binary-input channels to a BSC; this would be the tip of the pyramid as this applies to test results before everything else. (Recall that tests are at the tip and people are at the base.) We learned how to handle BSCs in Theorem 15: use an error-correcting code as ϕ ; this is the second layer of the pyramid.

We next want to perform mathematical induction on τ . Iteratively we apply Proposition 10 with lowercase parameters

| m | d | k | n | f | ρ | ϱ |
|-------------------------------------|--|---------------------|----------------------|----------------------------------|---------|-----------------------------|
| $\mathcal{O}_Z(k(12\ell)^{\tau-1})$ | $\mathcal{O}_Z(k(12\ell)^{(\tau-1)c})$ | $2^{\ell^{\tau-2}}$ | $2^{6\ell^{\tau-1}}$ | $\exp(-\Omega_Z(\ell^{\tau-2}))$ | 6ℓ | $2\rho 2^{\ell^{\tau-1}}/k$ |

to obtain capital parameters

| M | D | K | N | F |
|---|---|---------------------|------------------|--|
| ϱm | $\varrho d + \varrho k \text{poly}(\rho \log(\varrho n))$ | $\varrho k/2\rho$ | $n^{\rho/6}$ | $2^{\rho(f/k+2^{-\Omega(k)})^{\rho/3} K+K^2/2\sqrt{n}}$ $+ \varrho^{\rho/3}(f+2^{-\Omega(k)})^{\rho/3} \sqrt{n}^{1-\rho/3}$ |
| $\mathcal{O}_Z(2^{\ell^{\tau-1}}(12\ell)^\tau)$ | $\mathcal{O}_Z(2^{\ell^{\tau-1}}(12\ell)^{\tau c})$ | $2^{\ell^{\tau-1}}$ | $2^{6\ell^\tau}$ | $\exp(-\Omega_Z(\ell^{\tau-1}))$ |

This proves that Gacha can find k sick people in a population of n , for when $\log k \approx \log(n)^{1-1/\tau}$, using $\mathcal{O}_Z(k \log(n) 2^{\mathcal{O}(\tau)})$ tests and complexity $\mathcal{O}_Z(k \text{poly}(\log n) 2^{\mathcal{O}(\tau)})$, and, on average, produces $k \exp(-\Omega_Z(\log_2(n)^{1-1/\tau}))$ FPs and FNs.

We apply Proposition 7 to relax the restriction $\log k \approx \log(n)^{1-1/\tau}$ to allow arbitrary k . We also apply Proposition 9 to cover the case $\sigma \geq 2$. These two propositions constitute the bottom layer of the pyramid and conclude the proof. \square

Appendix A Old Group Testing Techniques

Recall $\nu := \log_2 n$. Recall that every person has a *phone number* in $\{0, 1\}^\nu$. The goal of GT is to recover the phone numbers of all the sick people. We introduce GT techniques used by earlier works in this appendix. The goal is to show readers how some of them could help in our situation or why the others could not.

Appendix A.1 COMP and DD

COMP stands for combinatorial orthogonal matching pursuit. It is a decoding algorithm that can work with arbitrary configuration matrices, but the most effective ones are random. COMP is based on the following rule of thumb: If a person participates in a test that turns out to be negative, then we can infer that she is definitely healthy; otherwise we are not sure, so we declare her sick.

DD stands for definite defective. DD is a decoding algorithm that can work with arbitrary configuration matrices, but the most effective ones are random. DD is based on the following rule of thumb: If a person participates in a test that turns out to be positive, and every other person participating in this test is definitely healthy in sense of COMP, then we can infer that she is definitely sick; otherwise we are not sure, so we declare her healthy.

To summarize, COMP and DD are greedy algorithms, one biased toward sick and the other toward healthy. Both algorithms fall apart when tests are noisy, as one negative test does not imply wellness of the participants. Therefore, in noisy COMP, we declare a person sick if she participates in more than θ tests, where θ is some carefully chosen threshold. This three algorithms all suffer from a $\Omega(n)$ penalty on decoding complexity.

Appendix A.2 List-disjunct matrices

Unlike k -disjunct matrices, which are configuration matrices able to identify k sick people, a (k, ℓ) -list-disjunct matrix is a configuration matrix that identifies a list of ℓ suspicious people that contain the sick k . One then relies on other mechanisms to reduce the list of ℓ to k , often by other list-disjunct matrices. See Figure 11 for a cartoon of that.

An iconic usage of list-disjunct matrices is Kautz and Singleton’s construction [KS64] accelerated by Inan, Kairouz, Wootters, and Özgür [IKWÖ19]. While Kautz–Singleton is just one-hot encoding applied to Reed–Solomon codes, the acceleration part is to take a list-disjunct matrix $A \in \{0, 1\}^{m \times \sqrt{n}}$ for population \sqrt{n} and construct

$$\mathcal{A} := \begin{bmatrix} A \otimes 1^{1 \times \sqrt{n}} \\ 1^{1 \times \sqrt{n}} \otimes A \\ \text{COMP-like} \end{bmatrix} \in \{0, 1\}^{(2m+?) \times n}$$

In plain text, [IKWÖ19] imagines that a phone number is a pair of digits in $[\sqrt{n}]^2$, uses $A \otimes 1^{1 \times \sqrt{n}}$ to obtain a list of the left digits, uses $1^{1 \times \sqrt{n}} \otimes A$ to obtain a list of the right digits, and uses a COMP-like design at the bottom of \mathcal{A} to match the left and right digits.

The matching step incurs a $\Omega(\ell^2)$ complexity penalty as it enumerates over all possible combination of left and right digits. In contrast, our complexity target is $k \text{ poly}(\nu)$, which forbids us from any sort of enumeration.

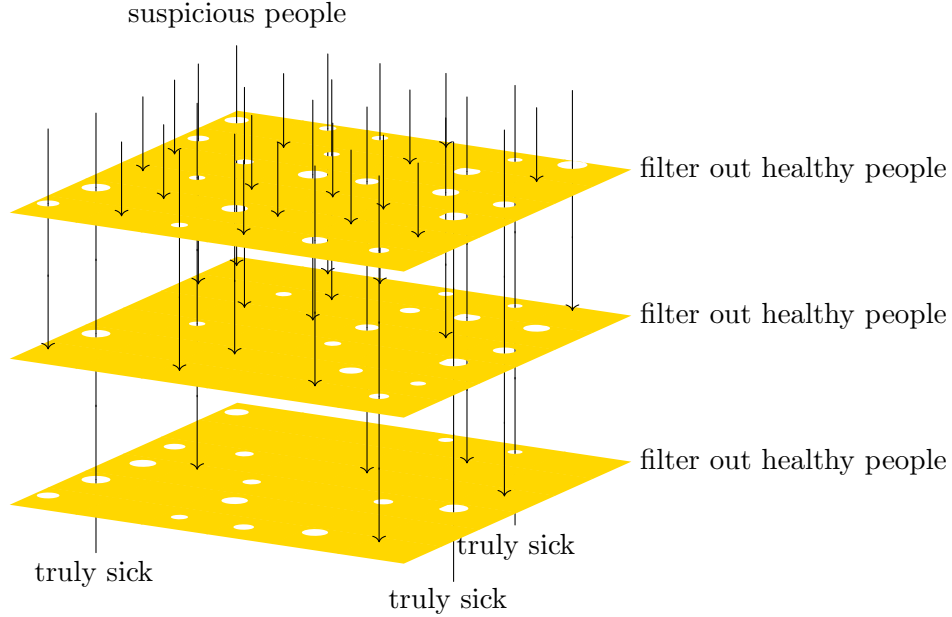


Figure 11: List-disjunct matrices are like Swiss cheese. A list-disjunct matrix has more than k holes so it cannot tell exactly who are sick. But stacking properly designed matrices on top of each other will reveal the true k holes that correspond to the truly sick people.

Appendix A.3 Nonadaptive splitting

The word *splitting* refers to an old technique studied by Hwang [Hwa72] and earlier authors (see the references therein), which boils down to binary search with some carefully crafted parameters. Consuming the optimal number of tests up to an additive $\mathcal{O}(k)$, these splitting schemes are, nevertheless, adaptive, meaning that they look at earlier test results to optimize how to cut the test takers into groups.

Nonadaptive splitting aims to eliminate the adaptive part by performing randomized tests all at once and hoping that a considerable fraction of these test will become useful. It was developed concurrently in [CN20] and [PS20] with number of test a big-O of $k\nu$. This constant was later improved in [WGG23] to match the constant of COMP.

To facilitate a decoder faster than COMP, the core design of nonadaptive splitting is as follows: Tests are divided into ν batches, each consisting of $\mathcal{O}(k)$ tests. For the b th batch, we hash the first b bits of a phone number to determine which test she should be in. This design is pictured in Figure 12. To decode, travel from the roots to every leaf that is not blocked by any negative test; the reachable leaves correspond to people who are very likely sick, as is visualized in Figure 12.

This idea does not work when tests are noisy because, similar to before, one negative test does not imply wellness. The work of Price, Scarlett, and Tan [PST23] attempts to fix this by “looking ahead” the branches to collect more evidences. This, however, results in a decoding complexity inferior to Gacha.

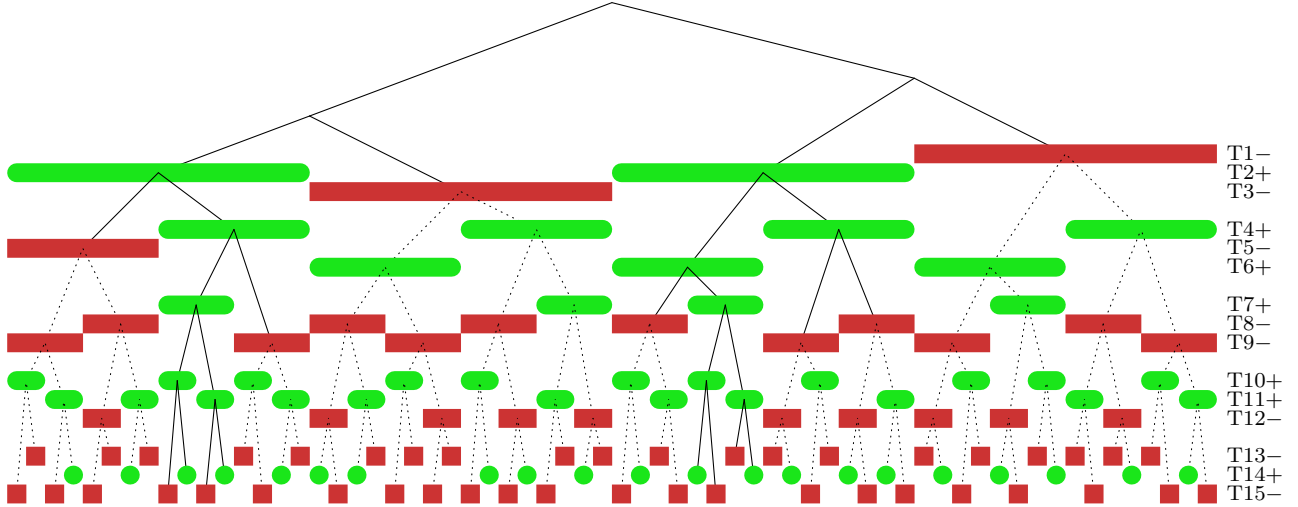


Figure 12: Nonadaptive splitting [CN20, PS20, WGG23]. The configuration matrix (strips) and the decoding process (tree). Each person is a column 1/4 centimeters (1/10 inches) wide. T1–T15 are tests. The colored strips are places where the encoding matrix has 1. Green round strips symbolize positive tests; red rectangular strips symbolizes negative tests. A person is declared infected if it is all green light when traveling from the root to the leaf. See also [PS20, Figure 1] and [PST23, Fig. 1].

Appendix A.4 GROTESQUE and SAFFRON: writing via expander graphs

GROTESQUE [CJBJ17] stands for group testing quick and efficient. It divides tests into $O(\sigma k)$ batches, each containing ν tests. Each person then chooses $O(\sigma)$ batches; in each chosen batch, she will participate in tests at the locations where her phone number has 1. We say that she copy-and-pastes her phone number to the batches.

To decode GROTESQUE, we need a mechanism to determine if a batch contains zero, one, or more sick people. Suppose that we have an oracle that does that, then from a batch that contains exactly one sick person we can recover her phone number.

In the same vein, SAFFRON [LCPR19] works with an oracle that determines if a batch contains zero, one, two, or more sick people. From the batches that contain exactly one sick person SAFFRON can recover her phone number. From the batches that contain exactly two sick people, granted that one of them is already recovered, SAFFRON can recover the other phone number.

A sick person cannot be identified if every of her batches contains two (for GROTESQUE) or three (for SAFFRON) sick people. This leads to the heuristic that people should choose batches in the manner of expander graphs. But there is still one fundamental issue: When σ is constant, a constant fraction of sick people will become invisible due to their batches being overflowed by too many sick people. To make sick people more discoverable we need to increase σ , which demands more tests and drives us away from the optimal m . We resolve this issue by letting everyone choose more batches but each batch only contains a fraction of her phone number, i.e., we codify the phone numbers. This way, they have their discoverability increased but the number of tests remains the same, as can be seen by contrasting Figure 13 to Figure 1.

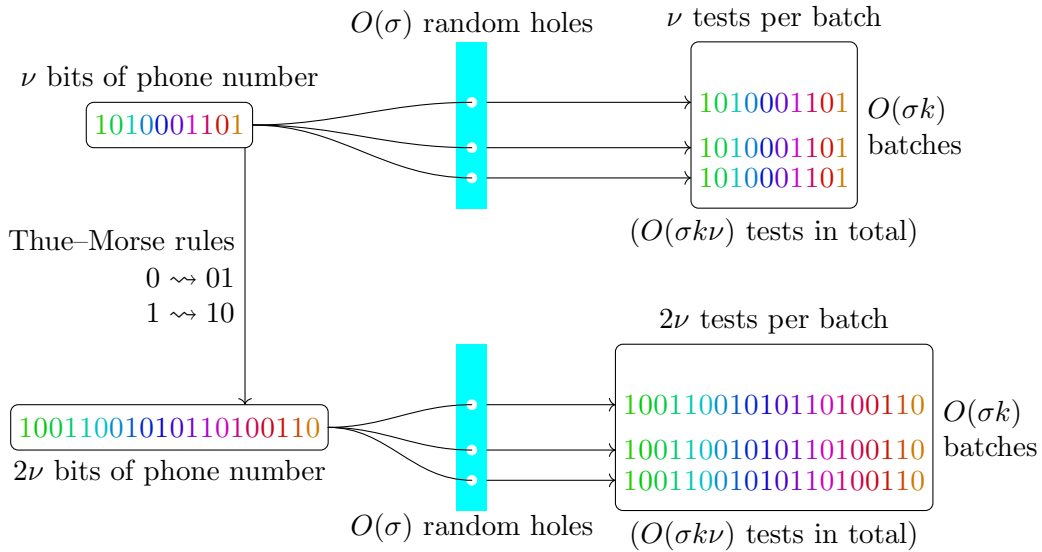


Figure 13: Upper half: GROTESQUE [CJBJ17]. Copy-and-paste the phone number to random batches of tests. Lower half: SAFFRON [LCPR19]. Apply Thue–Morse rules before copy-and-pasting. Usually $\sigma \leftarrow \log_2 k$ for exact recovery. It is also possible to use $\sigma \leftarrow 1$ to achieve an order-optimal number of tests at the cost of εk FNs and FPs.

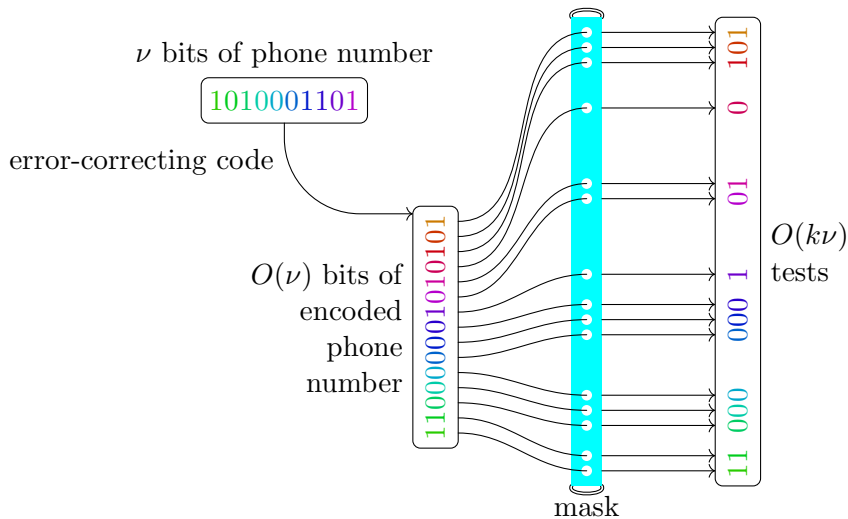


Figure 14: Bit-mixing coding [BCS+21]: Each person chooses a random mask and inject her phone number through the holes. The decoder has to enumerate over all masks so the trick here is to predefine a set of $\approx k^2$ masks to (1) limit decoding complexity while (2) avoiding two sick people choosing the same mask.

Appendix A.5 Bit-mixing coding

Bit-mixing coding [BCS⁺21] is an involved copy-and-selectively-paste technique. The encoder first prepares a set of $s \approx k^2$ masks, each having $\mathcal{O}(\nu)$ holes out of $\mathcal{O}(k\nu)$ possible positions, as represented by the cyan belt in Figure 14. Each person encodes her phone number by an error-correcting code whose dimension is k and length is the number of holes. She then chooses a random mask and copy-and-paste the encoded phone number to tests behind the holes.

To decode, extract encoded phone numbers from locations where a mask has holes (expect errors, but that is the purpose of error-correcting code). Unlike COMP, whose decoder has to enumerate over all n people, the decoder of Price, Scarlett, and Tan [BCS⁺21] only needs to enumerate over all s masks. When $n > k^2$, this decoder’s complexity $s \text{ poly}(\nu)$ outperforms COMP’s decoding complexity $n \text{ poly}(\nu)$.

That said, there is a fundamental constraint that, any two sick person that share the same mask cannot be decoded successfully. By the birthday paradox, the collision probability is about k^2/s , hence the choice of parameter $s \approx k^2$. But if we want to lower the collision probability to, say, $1/k$, this forces $s \approx k^3$. Such a trade-off might not always be favorable. One of the innovations of this paper is to avoid enumerating masks (or over any other list longer than $k^{1+\epsilon}$) but explicitly inserting long strings of hints, which we will call birthdays. We can insert birthdays because there will be more than one bits passing each hole of the mask, as is seen by comparing Figure 14 to Figure 1.

Appendix A.6 List-recoverable codes

List-recoverable codes are a general framework that, given a pile of puzzle pieces coming from several pictures, identifies puzzle pieces of the same origin as well as assembling them together. More formally, it is a codebook $\mathcal{C} \subset \Sigma^n$ such that, given subsets of available letters at each location $S_1, S_2, \dots, S_n \subset \Sigma$, one can easily find codewords that consist of available letters, i.e., codewords in the intersection

$$\mathcal{C} \cap (S_1 \times S_2 \times \dots \times S_n).$$

List-recoverable codes are very popular [INR10, NPR11, NPR12, GNP⁺13, GLPS14, ARF22, DW22] among sparse recovery works for the obvious reason that the entirety of this type of problems is to isolate signals from a mixture.

In this work, our construction is equivalent to a more general notion of list-recoverable codes: Given $S_1, \dots, S_n \subset \Sigma$, we want codewords that use available letters at a few (not all) locations, and can use arbitrary letters elsewhere. In literature, the coordinates that does not lie in S_i are called errors. We discover that list-recoverable codes allowing errors are the “correct math object” that we can run mathematical induction on (Figure 15). We thereby obtain a GT scheme where the number of layers of list-recoverable codes translates to the exponent of the exponent of the number of FNs and FPs (Figures 6 and 7).

Appendix B Old Group Testing Results

In his appendix we classify old GT results into three tables for ease of comparison.

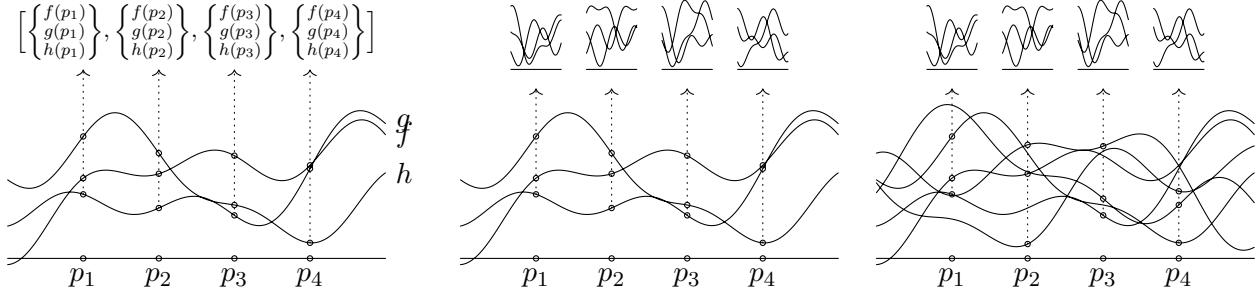


Figure 15: Left: list-recoverable code. Middle: nested list-recoverable codes. Right: nested list-recoverable codes that allow errors.

Table 2: nonadaptive combinatorial group testing. This table is special in that $\Omega(k^2 \log_k n)$ tests are needed. If we allow either adaptive tests or FPs or FNs, the number of tests suddenly drops to $k \text{ poly}(\nu)$. The best results we know is Cheraghchi–Nakos’s Theorems 13 and 14 [CN20]. If tests are noisy, we speak of the *worst-case* failure probability where x is adversarial and Z is independently random. Interesting is that, in this case, the lower bound on the number of tests is also $\Omega(k^2 \log_k n)$. Our contribution here is the observation that the term k^2 , on a hand-waving level, can be interpreted as repeating a partial-recovery GT about k times to reduce the failure probability to the order of $1/\binom{n}{k}$.

Table 3: nonadaptive tests and low-complexity decoder. There are two cases. If tests are noiseless, then Price–Scarlett [PS20] and Cheraghchi–Nakos [CN20] is the best GT scheme (by the analysis in [WGG23]). If tests are noisy, we either have to pay extra tests (GROTESQUE [CJB17], a factor of $\log k$) or extra complexity (bit-mixing coding [BCS⁺21], a factor of k). Recently, Price–Scarlett–Tan [PST23] provides a continuous trade-off between GROTESQUE and bit-mixing coding. Our contribution here is to provide a new parametric trade-off that is incomparable with Price–Scarlett–Tan.

Table 4: achieving the information-theoretical lower bound on m (or off by an explicit constant factor). The set of sick people needs $\log_2 \binom{n}{k}$ bits to describe so the ultimate goal is to make $m \sim C(Z)^{-1} \log_2 \binom{n}{k}$, where $C(Z)$ is the capacity of Z . The best GT schemes here are 2-round SPIV [COGHKL21] and those by Scarlett [Sca19b, Sca19a], also requiring adaptive tests. We, however, prefer nonadaptive tests and aim for *order-optimal* $m = \mathcal{O}_Z(k\nu)$, where \mathcal{O}_Z is a big-O constant depending on Z .

Appendix C Downstream Implications in Heavy Hitter, Compressed Sensing, and Multiple Access Channel

In this appendix, we provide a simplified narrative that demonstrates how could a good GT design influences other related problems, using heavy hitter, compressed sensing, and multiple access channel as examples. See Table 7 for more possible connections and see Table 6 for how the features of the target problems back-propagate to GT.

It is worth noting that quantifying these implications is a very difficult task as these problems have become super competitive in recent years and we should simply double-check the parameters

Table 2: Nonadaptive combinatorial GT; $(\nu, \kappa) := (\log_2 n, \log_2 k)$. Tests are noisy if \mathcal{O} is replaced by \mathcal{O}_Z (meaning a constant depending on Z).

| Name and reference | m (#tests) | \mathcal{D} 's complexity | Remark |
|--|---|---------------------------------------|-------------------------|
| Kautz–Singleton [KS64] | $\mathcal{O}(k^2\nu^2/\kappa^2)$ | unspecified | explicit A |
| Indyk–Ngo–Rudra [INR10, Cor 1] | $\mathcal{O}(k^2\nu)$ | $\text{poly}(m)$ | |
| Ngo–Porat–Rudra [NPR11, Thm 16] | $\mathcal{O}(k^2\nu)$ | $\text{poly}(m)$ | explicit A |
| Porat–Rothschild [PR11, Thm 1] | $\mathcal{O}(k^2\nu)$ | $\mathcal{O}(mn)$ | explicit A |
| Cheraghchi–Ribeiro [CR23, Thm 19] | $\mathcal{O}(k^2\nu^2)$ | $k^3 \text{poly}(\nu)$ | explicit A |
| Cheraghchi–Nakos [CN20, Thm 13] | $\mathcal{O}(k^2 \min(\nu, \nu^2/\kappa^2))$ | $\mathcal{O}(m + k(\nu - \kappa)^2)$ | |
| Cheraghchi–Nakos [CN20, Thm 14] | $\mathcal{O}(k^2\nu)$ | $m \text{poly}(\nu)$ | explicit A |
| Atia–Saligrama [AS12, Rem VI.1] | $\mathcal{O}_Z(k^2\nu)$ | unspecified | FP channel; worst-case |
| Atia–Saligrama [AS12, Rem VI.2] | $\mathcal{O}_Z(k^2\nu\kappa^2)$ | unspecified | FN channel; worst-case |
| Worst-case Gacha $(\tau, \sigma) \leftarrow (\sqrt{\log_2 \nu}, k2^\tau)$ | $\mathcal{O}_Z(k^2\nu2^{\mathcal{O}(\sqrt{\log_2 \nu})})$ | $\mathcal{O}_Z(k^2 \text{poly}(\nu))$ | any channel; worst-case |

Table 3: GTs that aim to minimize m and \mathcal{D} 's complexity; $(\nu, \kappa) := (\log_2 n, \log_2 k)$. Tests are noisy if \mathcal{O} is replaced by \mathcal{O}_Z (meaning a constant depending on Z).

| Name and reference | m (#tests) | \mathcal{D} 's complexity | Remark |
|--|--|--|---|
| Cheraghchi–Nakos [CN20, Thm 20] | $\mathcal{O}(k\nu)$ | $\mathcal{O}(k\nu)$ | |
| Price–Scarlett [PS20, Thm 1] | $\mathcal{O}(k\nu)$ | $\mathcal{O}(k\nu)$ | |
| Nonadaptive splitting [WGG23, Thm 1] | $\frac{1+\varepsilon}{\ln 2} k\nu$ | $\mathcal{O}(\varepsilon^{-2}k\nu)$ | |
| Nonadaptive splitting [WGG23, Thm 2] | $\frac{1+\varepsilon}{\ln 2} k \max(\nu - \kappa, \kappa)$ | $\mathcal{O}(\varepsilon^{-2}k^2\nu)$ | |
| Atia–Saligrama [AS12, Thm V.2] | $\mathcal{O}(k\nu\kappa^2)$ | unspecified | |
| Atia–Saligrama [AS12, Thm VI.2] | $\mathcal{O}_Z(k\nu\kappa^2)$ | unspecified | FP channel |
| Atia–Saligrama [AS12, Thm VI.5] | $\mathcal{O}_Z(k\nu\kappa^2)$ | unspecified | FN channel |
| Noisy COMP [CJSA14, Thm 15] | $\mathcal{O}_Z(k\nu)$ | $\mathcal{O}_Z(mn)$ | |
| Noisy DD [SJ20, Thm 5] | $\mathcal{O}_Z(k\nu)$ | $\mathcal{O}_Z(mn)$ | |
| Mazumdar [Maz16, Thm 1] | $\mathcal{O}_Z(k\nu^2/\kappa)$ | $\mathcal{O}_Z(mn)$ | explicit A |
| IKWÖ via KS [IKWÖ19, Thm 2] | $\mathcal{O}_Z(k\nu)$ | $\mathcal{O}_Z(mn)$ | explicit A |
| IKWÖ's fast KS [IKWÖ19, Thm 3] | $\mathcal{O}_Z(k\nu \log(\nu/\kappa))$ | $\mathcal{O}_Z(k^3\nu \log(\nu/\kappa))$ | explicit A |
| Inan–Özgür's fast KS [IO20, Thm 2] | $\mathcal{O}(k\nu)$ | $\mathcal{O}(k^3\kappa + k\nu)$ | explicit A |
| Bit-mixing coding [BCS ⁺ 21, Sec V] | $\mathcal{O}_Z(k\nu)$ | $\mathcal{O}_Z(k^2\kappa\nu)$ | |
| Price–Scarlett–Tan [PST23, Thm 4.1] | $\mathcal{O}_Z(tk\nu)$ | $\mathcal{O}_Z((k(\nu - \kappa))^{1+\varepsilon})$ | $k^{1-t\varepsilon}$ FPs & FNs |
| SAFFRON [LCPR19, Thm 7] | $\mathcal{O}_Z(k\nu)$ | $\mathcal{O}_Z(k\nu)$ | εk FPs & FNs |
| Bi-regular SAFFRON [VJN17, Thm 14] | $\mathcal{O}_Z(k(\nu - \kappa))$ | $\mathcal{O}_Z(k(\nu - \kappa))$ | εk FPs & FNs |
| Partial-recovery GROTESQUE [CJBJ17, Cor 8] | $\mathcal{O}_Z(k\nu)$ | $\mathcal{O}_Z(k\nu)$ | εk FPs & FNs |
| Exact-recovery GROTESQUE [CJBJ17, Thm 2] | $\mathcal{O}_Z(k\nu\kappa)$ | $\mathcal{O}_Z(k(\nu + \kappa^2))$ | |
| 2-round GROTESQUE [CJBJ17, Thm 3] | $\mathcal{O}_Z(k(\nu + \kappa^2))$ | $\mathcal{O}_Z(k(\nu + \kappa^2))$ | |
| $\mathcal{O}(\kappa)$ -round GROTESQUE [CJBJ17, Thm 1] | $\mathcal{O}_Z(k\nu)$ | $\mathcal{O}_Z(k\nu)$ | |
| Partial-Recovery Gacha $(\tau, \sigma) \leftarrow (2, 1)$ | $\mathcal{O}_Z(k\nu)$ | $\mathcal{O}_Z(k \text{poly}(\nu))$ | $k \exp(-\nu^{1-1/\tau})$ FPs & FNs |
| Exact-recovery Gacha $(\tau, \sigma) \leftarrow (2, 1 + \kappa/\sqrt{\nu})$ | $\mathcal{O}_Z(k(\nu + \kappa\sqrt{\nu}))$ | $\mathcal{O}_Z(k \text{poly}(\nu))$ | $o(1)$ FNs & FPs |
| Order-optimal Gacha $(\tau, \sigma) \leftarrow (\mathcal{O}(1), 1)$ | $\mathcal{O}_Z(k\nu)$ | $\mathcal{O}_Z(k \text{poly}(\nu))$ | $o(1)$ FNs & FPs if $\kappa < \nu^{1-1/\mathcal{O}(1)}$ |

Table 4: Works that try to achieve capacity or some explicit code rate; $(\nu, \kappa) = (\log_2 n, \log_2 k)$. GT is nonadaptive if #rounds is 1. The explicit multipliers $2.09 \geq \bar{a} \geq \check{b} \geq \check{c} \geq \check{d}$ are plotted in Figure 16. All except the last two “ m ” entries are up to a factor of $1 + o(1)$.

| Name and reference | #rounds | m (#tests) | \mathcal{D} 's complexity | Remark |
|--------------------------------------|---------|---|--|-----------------------|
| COMP [JAS19, Thm 2] | 1 | $\bar{a}k\nu$ | $\mathcal{O}(mn)$ | |
| DD [JAS19, Thm 3] | 1 | $\check{b}k\nu$ | $\mathcal{O}(mn)$ | |
| Nonadaptive splitting [WGG23, Thm 1] | 1 | $(\bar{a} + \varepsilon)k\nu$ | $\mathcal{O}(\varepsilon^{-2}k\nu)$ | |
| Nonadaptive splitting [WGG23, Thm 2] | 1 | $(\check{b} + \varepsilon)k\nu$ | $\mathcal{O}(\varepsilon^{-2}k^2\nu)$ | |
| SSS [COGHKL20, Thm I.1] | 1 | $\check{c}k\nu$ | unspecified | |
| SPIV [COGHKL21, Thm 1.2] | 1 | $\check{c}k\nu$ | $\text{poly}(n)$ | $k < n^{1-\Omega(1)}$ |
| Dense SPIV [BSP22, Cor 2.1] | 1 | $\check{c}k\nu$ | $\text{poly}(n)$ | all $k < n$ |
| 2-round SPIV [COGHKL21, Thm 1.3] | 2 | $\check{d}k\nu$ | $\text{poly}(n)$ | |
| Damaschke–Muhammad [DM12, Thm 3] | 2 | $k\nu + \text{remainder}$ | unspecified | verify |
| Damaschke–Muhammad [DM12, Thm 2] | 3 | $\check{d}k\nu + \text{remainder}$ | unspecified | |
| Scarlett’s 2-round [Sca19b, Thm 1] | 2 | $\check{d}k\nu/C(Z) + \mathcal{O}_Z(k\kappa)$ | unspecified | BSC |
| Scarlett’s 3-round [Sca19b, Thm 3] | 3 | $\check{d}k\nu/C(Z) + \mathcal{O}_Z(k\kappa)$ | unspecified | BSC |
| Scarlett’s 4-round [Sca19a, Thm 1] | 4 | $\check{d}k\nu/C(Z) + \mathcal{O}_Z(k\kappa)$ | $\mathcal{O}_Z(\varepsilon k^{2+\varepsilon})$ | BSC |
| Hwang’s splitting [Hwa72, Thm 1] | m | $\check{d}k\nu + \mathcal{O}(k)$ | unspecified | zero-error |
| Allemann’s splitting [All13, Thm 2] | m | $\check{d}k\nu + k/5 + \dots$ | unspecified | zero-error |

Table 5: References for achievability and impossibility bounds of some named GT strategies plotted in Figure 16. B stands for Bernoulli design; C stands for near-constant column weight design. COMP stands for combinatorial orthogonal matching pursuit. DD stands for definite defective. SCOMP stands for sequential COMP. LP stands for linear programming. SSS stands for smallest satisfying set, the peak of nonadaptive (one-round) GT. For SSS, see also [BSP22, Corollary 2.1] and [FM21, Theorem 4].

| Design-decoder | achievability bound | impossibility bound |
|------------------------|-------------------------|-------------------------|
| B-COMP | [CCJS11, Theorem 4] | [Ald17a, Lemma 2] |
| C-COMP | [JAS19, Theorem 2] | [JAS19, Theorem 2] |
| B-DD | [ABJ14, Theorem 12] | — |
| C-DD | [JAS19, Theorem 3] | [COGHKL20, Theorem I.2] |
| B-SCOMP (\leq B-DD) | [Ald17b, Theorem 8] | — |
| C-SCOMP ($=$ C-DD) | [Ald17b, Theorem 8] | [COGHKL20, Theorem I.2] |
| B-LP (\leq B-DD) | [Ald17b, Theorem 9] | — |
| C-LP (\leq C-DD) | [Ald17b, Theorem 9] | — |
| B-SSS | [SC17, Corollary 6] | [Ald17a, Theorem 1] |
| C-SSS | [COGHKL20, Theorem I.1] | [JAS19, Theorem 4] |

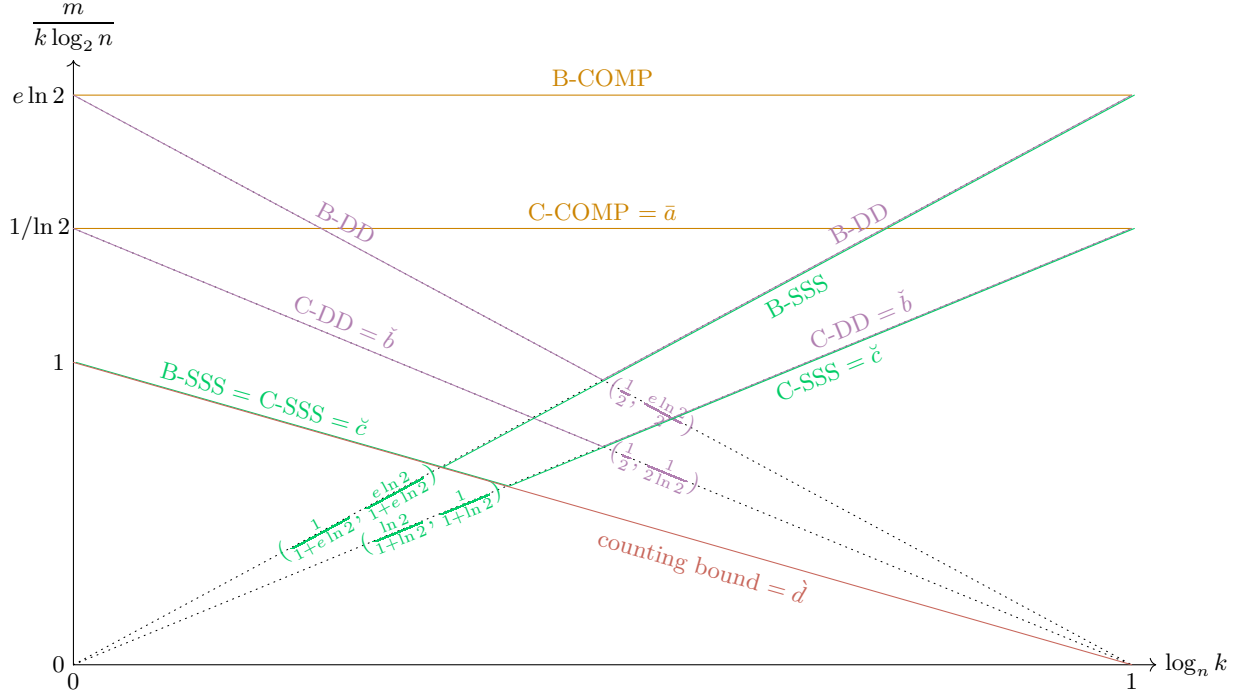


Figure 16: Explicit code rates of some GT strategies listed in Table 4. See Table 5 for references to both direct and converse bounds. Similar plots are found in [WGG23, Fig. 1] and [COGHKL21, Figure 1]. Up-side-down plots are found in [COGHKL20, Fig. 2], [AJS19, Figure 2.1], [JAS19, Fig. 1], [SC17, Figure 3], [Ald17a, Fig. 1], [Ald17b, Fig. 2], [SC16, Figure 1], and [ABJ14, Fig. 2].

Table 6: Variants of GT inspired by applications.

| Regime | Readings | Remixing |
|-----------------------------------|--------------------------------------|---|
| Binary GT | negative, positive | negative \vee positive = positive |
| Quantitative GT [GHKL22] | $0, 1, 2, 3, 4, 5, 6, 7, \dots$ | $8 + 9 = 17$ |
| Semi-quantitative GT [CGM21] | $[0, 3), [3, 6), [6, 9), \dots$ | $[0, 3) + [3, 6) = [3, 9)$ |
| Tropical GT [WGV23] | $2^{-1}, 2^{-2}, \dots, 2^{-\infty}$ | $2^{-30} + 2^{-15} := 2^{-15}$ |
| Threshold GT [BKCE19] | $(< \theta), (> \theta)$ | usual addition |
| Generalized GT [CJZ23] | negative, positive | $a + \dots + z \rightsquigarrow \text{Bern}(1 - \frac{1}{a+\dots+z})$ |
| One-bit compressed sensing [MM24] | $(< 0), (> 0)$ | $5 + (-2) \rightsquigarrow (> 0)$ |

Table 7: Many problems are related to GT. Other indirect applications include pattern matching [CEPR10] and dead sensor discovery [GH08].

| Problem | There are n | k of them | To solve, use m |
|--------------------------------------|----------------------|-------------------|-------------------|
| Disease control [AE22] | people | are sick | virus tests |
| Genotyping [EGB ⁺ 10] | genes | cause cancer | gene tests |
| Wireless channel reservation [LG08] | cellphones | want to talk | frequencies |
| Wireless direct transmission [LFP22] | messages | are sent | frequencies |
| Heavy hitter [CN20] | items | are popular | words of storage |
| Compressed sensing [CN20] | signals | are active | measurements |
| DoS attack [KGMM08, YITZ10] | users | are spamming | virtual servers |
| Traitor tracing [CFNP00] | users | resell keys | keys |
| Computer forensics [GAT05] | files | will be modified | bits of storage |
| Property-preserving hashing [Min22] | properties | appears in a file | bits per file |
| Image compression [HL00] | wavelet coefficients | are nonzero | bits per digit |

on a case-by-case basis.

Group testing \rightsquigarrow heavy hitter. The heavy hitter problem is about finding the top k popular, say, videos in the past hour so we can cache the video files in more servers. A one-liner solution is to borrow a configuration matrix $A \in \{0, 1\}^{m \times n}$ from a GT scheme and compute the sum of columns $\mathbf{y} := \sum_j A_{v_j}$, where v_j is the index of the j th requested video and A_v is the v th column of A . It is easy to see that $\mathbf{y} = A\mathbf{x}$, where \mathbf{x} is the popularity vector of the videos. We then threshold the result as $y_i := (y_i > \theta)$ for all $i \in [m]$. Seeing \mathbf{y} , the GT decoder will tell us which videos are popular. If we also want to know how popular they are, the standard practice is to combine GT with the count sketch [CCF04] or the count–min sketch [CM05a].

Heavy hitter \rightsquigarrow compressed sensing. Now that we have a recipe for constructing heavy hitter sketchers, we can build a compressed sensing solver that solves $\mathbf{y} := A\mathbf{x} + \text{errors}$, where \mathbf{x} might contain negative or even imaginary numbers, as follows. We can take the real part of \mathbf{y} or the modulus part of \mathbf{y} , feed that to a heavy hitter sketcher, and obtain a sketch \mathbf{x}' of \mathbf{x} . Compute $\mathbf{y}' \leftarrow \mathbf{y} - A\mathbf{x}'$, we now solve $\mathbf{y}' = A(\mathbf{x} - \mathbf{x}') + \text{errors}$ for $(\mathbf{x} - \mathbf{x}')$, which will give us the secondary sketch \mathbf{x}'' that approximates the residual. We can repeat this process until $\mathbf{x}' + \mathbf{x}'' + \dots$ approximates \mathbf{x} well enough.

Compressed sensing \rightsquigarrow multiple access channel. Now that we have a compressed sensing solver, we remark that this supply chain extends to multiple access channels as wireless devices who have messages to send can transmit a column of A and the base station will receive the column sum $\sum_j e^{s+pi} A_{d_j}$ plus noise, where d_j is the j th active device, s is the strength of the signal, and p is the phase (due to imperfect clock). What attracts interest in this supply chain is that the parameters of the final multiple access solution depends heavily on that of compressed sensing, which is largely determined by that of heavy hitter, which originates from and is deeply influenced by that of GT. Studying GT for better parameters and conceptually simpler schemes radiates impacts on the downstream applications and is what we are trying to do here.

References

- [ABJ14] Matthew Aldridge, Leonardo Baldassini, and Oliver Johnson. Group testing algorithms: Bounds and simulations. *IEEE Transactions on Information Theory*, 60(6):3671–3687, June 2014. doi:10.1109/TIT.2014.2314472.
- [AE22] Matthew Aldridge and David Ellis. *Pooled Testing and Its Applications in the COVID-19 Pandemic*, pages 217–249. Springer International Publishing, Cham, 2022. doi:10.1007/978-3-030-78334-1_{_}11.
- [AJS19] Matthew Aldridge, Oliver Johnson, and Jonathan Scarlett. Group testing: An information theory perspective. *Foundations and Trends® in Communications and Information Theory*, 15(3-4), 2019. doi:10.1561/01000000099.
- [Ald17a] Matthew Aldridge. The capacity of bernoulli nonadaptive group testing. *IEEE Transactions on Information Theory*, 63(11):7142–7148, Nov 2017. doi:10.1109/TIT.2017.2748564.
- [Ald17b] Matthew Aldridge. On the optimality of some group testing algorithms. In *2017 IEEE International Symposium on Information Theory (ISIT)*, pages 3085–3089, Aachen, Germany, June 2017. IEEE. URL: <http://ieeexplore.ieee.org/document/8007097/>, doi:10.1109/ISIT.2017.8007097.
- [All13] Andreas Allemann. An Efficient Algorithm for Combinatorial Group Testing. In Harout Aydinian, Ferdinando Cicalese, and Christian Deppe, editors, *Information Theory, Combinatorics, and Search Theory*, volume 7777, pages 569–596. Springer Berlin Heidelberg, Berlin, Heidelberg, 2013. URL: http://link.springer.com/10.1007/978-3-642-36899-8_29, doi:10.1007/978-3-642-36899-8_29.
- [ARF22] Kirill Andreev, Pavel Rybin, and Alexey Frolov. Coded Compressed Sensing With List Recoverable Codes for the Unsourced Random Access. *IEEE Transactions on Communications*, 70(12):7886–7898, December 2022. URL: <https://ieeexplore.ieee.org/document/9928269/>, doi:10.1109/TCOMM.2022.3216901.
- [AS12] George K. Atia and Venkatesh Saligrama. Boolean compressed sensing and noisy group testing. *IEEE Transactions on Information Theory*, 58(3):1880–1901, March 2012. doi:10.1109/TIT.2011.2178156.
- [BCS⁺21] Steffen Bondorf, Binbin Chen, Jonathan Scarlett, Haifeng Yu, and Yuda Zhao. Sublinear-time non-adaptive group testing with $o(k \log n)$ tests via bit-mixing coding. *IEEE Transactions on Information Theory*, 67(3):1559–1570, March 2021. doi:10.1109/TIT.2020.3046113.
- [BKCE19] Thach V. Bui, Minoru Kuribayashi, Mahdi Cheraghchi, and Isao Echizen. Efficiently Decodable Non-Adaptive Threshold Group Testing. *IEEE Transactions on Information Theory*, 65(9):5519–5528, September 2019. URL: <https://ieeexplore.ieee.org/abstract/document/8676252>, doi:10.1109/TIT.2019.2907990.

- [BMTW84] T. Berger, N. Mehravari, D. Towsley, and J. Wolf. Random multiple-access communication and group testing. *IEEE Transactions on Communications*, 32(7):769–779, July 1984. doi:10.1109/TCOM.1984.1096146.
- [BSP22] Wei Heng Bay, Jonathan Scarlett, and Eric Price. Optimal non-adaptive probabilistic group testing in general sparsity regimes. *Information and Inference: A Journal of the IMA*, 11(3):1037–1053, 02 2022. arXiv:<https://academic.oup.com/imaiai/article-pdf/11/3/1037/45744190/iaab020.pdf>, doi:10.1093/imaiai/iaab020.
- [BZ02] A. Barg and G. Zemor. Error exponents of expander codes. *IEEE Transactions on Information Theory*, 48(6):1725–1729, June 2002. doi:10.1109/TIT.2002.1003853.
- [CCF04] Moses Charikar, Kevin Chen, and Martin Farach-Colton. Finding frequent items in data streams. *Theoretical Computer Science*, 312(1):3–15, January 2004. URL: <https://linkinghub.elsevier.com/retrieve/pii/S0304397503004006>, doi:10.1016/S0304-3975(03)00400-6.
- [CCJS11] Chun Lam Chan, Pak Hou Che, Sidharth Jaggi, and Venkatesh Saligrama. Non-adaptive probabilistic group testing with noisy measurements: Near-optimal bounds with efficient algorithms. In *2011 49th Annual Allerton Conference on Communication, Control, and Computing (Allerton)*, pages 1832–1839, Monticello, IL, September 2011. IEEE. URL: <http://ieeexplore.ieee.org/document/6120391/>, doi:10.1109/Allerton.2011.6120391.
- [CEPR10] Raphaël Clifford, Klim Efremenko, Ely Porat, and Amir Rothschild. Pattern matching with don’t cares and few errors. *Journal of Computer and System Sciences*, 76(2):115–124, 2010. URL: <https://www.sciencedirect.com/science/article/pii/S0022000009000567>, doi:10.1016/j.jcss.2009.06.002.
- [CFNP00] B. Chor, A. Fiat, M. Naor, and B. Pinkas. Tracing traitors. *IEEE Transactions on Information Theory*, 46(3):893–910, May 2000. doi:10.1109/18.841169.
- [CGM21] Mahdi Cheraghchi, Ryan Gabrys, and Olgica Milenkovic. Semiquantitative Group Testing in at Most Two Rounds. In *2021 IEEE International Symposium on Information Theory (ISIT)*, pages 1973–1978, July 2021. URL: <https://ieeexplore.ieee.org/abstract/document/9518270>, doi:10.1109/ISIT45174.2021.9518270.
- [Che13] Mahdi Cheraghchi. Noise-resilient group testing: Limitations and constructions. *Discrete Applied Mathematics*, 161(1):81–95, 2013. URL: <https://www.sciencedirect.com/science/article/pii/S0166218X12003009>, doi:10.1016/j.dam.2012.07.022.
- [CBBJ17] Sheng Cai, Mohammad Jahangoshahi, Mayank Bakshi, and Sidharth Jaggi. Efficient algorithms for noisy group testing. *IEEE Transactions on Information Theory*, 63(4):2113–2136, April 2017. doi:10.1109/TIT.2017.2659619.

- [CJSA14] Chun Lam Chan, Sidharth Jaggi, Venkatesh Saligrama, and Samar Agnihotri. Non-adaptive group testing: Explicit bounds and novel algorithms. *IEEE Transactions on Information Theory*, 60(5):3019–3035, May 2014. doi:[10.1109/TIT.2014.2310477](https://doi.org/10.1109/TIT.2014.2310477).
- [CJZ23] Xiwei Cheng, Sidharth Jaggi, and Qiaoqiao Zhou. Generalized group testing. *IEEE Transactions on Information Theory*, 69(3):1413–1451, March 2023. doi:[10.1109/TIT.2022.3218174](https://doi.org/10.1109/TIT.2022.3218174).
- [CM05a] Graham Cormode and S. Muthukrishnan. An improved data stream summary: The count-min sketch and its applications. *Journal of Algorithms*, 55(1):58–75, April 2005. URL: <https://linkinghub.elsevier.com/retrieve/pii/S0196677403001913>, doi:[10.1016/j.jalgor.2003.12.001](https://doi.org/10.1016/j.jalgor.2003.12.001).
- [CM05b] Graham Cormode and S. Muthukrishnan. What’s hot and what’s not: Tracking most frequent items dynamically. *ACM Trans. Database Syst.*, 30(1):249–278, mar 2005. doi:[10.1145/1061318.1061325](https://doi.org/10.1145/1061318.1061325).
- [CN20] Mahdi Cheraghchi and Vasileios Nakos. Combinatorial group testing and sparse recovery schemes with near-optimal decoding time. In *2020 IEEE 61st Annual Symposium on Foundations of Computer Science (FOCS)*, pages 1203–1213, Nov 2020. doi:[10.1109/FOCS46700.2020.00115](https://doi.org/10.1109/FOCS46700.2020.00115).
- [COGHKL20] Amin Coja-Oghlan, Oliver Gebhard, Max Hahn-Klimroth, and Philipp Loick. Information-theoretic and algorithmic thresholds for group testing. *IEEE Transactions on Information Theory*, 66(12):7911–7928, Dec 2020. doi:[10.1109/TIT.2020.3023377](https://doi.org/10.1109/TIT.2020.3023377).
- [COGHKL21] Amin Coja-Oghlan, Oliver Gebhard, Max Hahn-Klimroth, and Philipp Loick. Optimal group testing. *Combinatorics, Probability and Computing*, 30(6):811–848, 2021. doi:[10.1017/S096354832100002X](https://doi.org/10.1017/S096354832100002X).
- [CR23] Mahdi Cheraghchi and João Ribeiro. Simple codes and sparse recovery with fast decoding. *SIAM Journal on Discrete Mathematics*, 37(2):612–631, 2023. arXiv:<https://doi.org/10.1137/21M1465354>, doi:[10.1137/21M1465354](https://doi.org/10.1137/21M1465354).
- [DH99] Ding-Zhu Du and Frank K Hwang. *Combinatorial Group Testing and Its Applications*. WORLD SCIENTIFIC, 2nd edition, 1999. URL: <https://www.worldscientific.com/doi/abs/10.1142/4252>, arXiv:<https://www.worldscientific.com/doi/pdf/10.1142/4252>, doi:[10.1142/4252](https://doi.org/10.1142/4252).
- [DM12] Peter Damaschke and Azam Sheikh Muhammad. Randomized group testing both query-optimal and minimal adaptive. In Mária Bieliková, Gerhard Friedrich, Georg Gottlob, Stefan Katzenbeisser, and György Turán, editors, *SOFSEM 2012: Theory and Practice of Computer Science*, pages 214–225, Berlin, Heidelberg, 2012. Springer Berlin Heidelberg.
- [Dor43] Robert Dorfman. The Detection of Defective Members of Large Populations. *The Annals of Mathematical Statistics*, 14(4):436 – 440, 1943. doi:[10.1214/aoms/1177731363](https://doi.org/10.1214/aoms/1177731363).

- [DPW00] Ding-Zhu Du, Panos Pardalos, and Jie Wang, editors. *Discrete Mathematical Problems with Medical Applications*, volume 55 of *DIMACS Series in Discrete Mathematics and Theoretical Computer Science*. American Mathematical Society, Providence, Rhode Island, December 2000. URL: <http://www.ams.org/dimacs/055>, doi:10.1090/dimacs/055.
- [DW22] Dean Doron and Mary Wootters. High-Probability List-Recovery, and Applications to Heavy Hitters. In Miłkołaj Bojańczyk, Emanuela Merelli, and David P. Woodruff, editors, *49th International Colloquium on Automata, Languages, and Programming (ICALP 2022)*, volume 229 of *Leibniz International Proceedings in Informatics (LIPIcs)*, pages 55:1–55:17, Dagstuhl, Germany, 2022. Schloss Dagstuhl – Leibniz-Zentrum für Informatik. URL: <https://drops.dagstuhl.de/opus/volltexte/2022/16396>, doi:10.4230/LIPIcs.ICALP.2022.55.
- [EGB⁺10] Yaniv Erlich, Assaf Gordon, Michael Brand, Gregory J. Hannon, and Partha P. Mitra. Compressed genotyping. *IEEE Transactions on Information Theory*, 56(2):706–723, Feb 2010. doi:10.1109/TIT.2009.2037043.
- [FM21] Larkin Flodin and Arya Mazumdar. Probabilistic group testing with a linear number of tests. In *2021 IEEE International Symposium on Information Theory (ISIT)*, pages 1248–1253, July 2021. doi:10.1109/ISIT45174.2021.9517841.
- [GAR⁺21] Sabyasachi Ghosh, Rishi Agarwal, Mohammad Ali Rehan, Shreya Pathak, Pratyush Agarwal, Yash Gupta, Sarthak Consul, Nimay Gupta, Ritika, Ritesh Goenka, Ajit Rajwade, and Manoj Gopalkrishnan. A compressed sensing approach to pooled rt-pcr testing for covid-19 detection. *IEEE Open Journal of Signal Processing*, 2:248–264, 2021. doi:10.1109/OJSP.2021.3075913.
- [GAT05] Michael T. Goodrich, Mikhail J. Atallah, and Roberto Tamassia. Indexing information for data forensics. In John Ioannidis, Angelos Keromytis, and Moti Yung, editors, *Applied Cryptography and Network Security*, pages 206–221, Berlin, Heidelberg, 2005. Springer Berlin Heidelberg.
- [GH89] Joseph L. Gastwirth and Patricia A. Hammick. Estimation of the prevalence of a rare disease, preserving the anonymity of the subjects by group testing: application to estimating the prevalence of aids antibodies in blood donors. *Journal of Statistical Planning and Inference*, 22(1):15–27, 1989. URL: <https://www.sciencedirect.com/science/article/pii/037837588990061X>, doi:10.1016/0378-3758(89)90061-X.
- [GH08] Michael T. Goodrich and Daniel S. Hirschberg. Improved adaptive group testing algorithms with applications to multiple access channels and dead sensor diagnosis. *Journal of Combinatorial Optimization*, 15(1):95–121, January 2008. URL: <http://link.springer.com/10.1007/s10878-007-9087-z>, doi:10.1007/s10878-007-9087-z.
- [GHKL22] Oliver Gebhard, Max Hahn-Klimroth, Dominik Kaaser, and Philipp Loick. On the Parallel Reconstruction from Pooled Data. In *2022 IEEE International Parallel and Distributed Processing Symposium (IPDPS)*, pages 425–435, Lyon, France,

- May 2022. IEEE. URL: <https://ieeexplore.ieee.org/document/9820733/>, doi:10.1109/IPDPS53621.2022.00048.
- [GIS08] Anna C. Gilbert, Mark A. Iwen, and Martin J. Strauss. Group testing and sparse signal recovery. In *2008 42nd Asilomar Conference on Signals, Systems and Computers*, pages 1059–1063, Oct 2008. doi:10.1109/ACSSC.2008.5074574.
- [GLPS14] Anna C. Gilbert, Yi Li, Ely Porat, and Martin J. Strauss. For-All Sparse Recovery in Near-Optimal Time. In Javier Esparza, Pierre Fraigniaud, Thore Husfeldt, and Elias Koutsoupias, editors, *Automata, Languages, and Programming*, pages 538–550, Berlin, Heidelberg, 2014. Springer. doi:10.1007/978-3-662-43948-7_45.
- [GNP⁺13] Anna C. Gilbert, Hung Q. Ngo, Ely Porat, Atri Rudra, and Martin J. Strauss. ℓ_2/ℓ_2 -Foreach Sparse Recovery with Low Risk. In Fedor V. Fomin, Rūsi100ņš Freivalds, Marta Kwiatkowska, and David Peleg, editors, *Automata, Languages, and Programming*, pages 461–472, Berlin, Heidelberg, 2013. Springer. doi:10.1007/978-3-642-39206-1_39.
- [GX22] Venkatesan Guruswami and Chaoping Xing. Optimal rate list decoding over bounded alphabets using algebraic-geometric codes. *J. ACM*, 69(2), jan 2022. doi:10.1145/3506668.
- [HL00] E.S. Hong and R.E. Ladner. Group testing for image compression. In *Proceedings DCC 2000. Data Compression Conference*, pages 3–12, March 2000. doi:10.1109/DCC.2000.838140.
- [HW18] Brett Hemenway and Mary Wootters. Linear-time list recovery of high-rate expander codes. *Information and Computation*, 261:202–218, August 2018. URL: <https://www.sciencedirect.com/science/article/pii/S0890540118300075>, doi:10.1016/j.ic.2018.02.004.
- [Hwa72] F. K. Hwang. A method for detecting all defective members in a population by group testing. *Journal of the American Statistical Association*, 67(339):605–608, 1972. URL: <https://www.tandfonline.com/doi/abs/10.1080/01621459.1972.10481257>, arXiv:<https://www.tandfonline.com/doi/pdf/10.1080/01621459.1972.10481257>, doi:10.1080/01621459.1972.10481257.
- [IKWÖ19] Huseyin A. Inan, Peter Kairouz, Mary Wootters, and Ayfer Özgür. On the optimality of the kautz-singleton construction in probabilistic group testing. *IEEE Transactions on Information Theory*, 65(9):5592–5603, Sep. 2019. doi:10.1109/TIT.2019.2902397.
- [INR10] Piotr Indyk, Hung Q. Ngo, and Atri Rudra. Efficiently decodable non-adaptive group testing. In *Proceedings of the 2010 Annual ACM-SIAM Symposium on Discrete Algorithms (SODA)*, pages 1126–1142, 2010. arXiv:<https://epubs.siam.org/doi/pdf/10.1137/1.9781611973075.91>, doi:10.1137/1.9781611973075.91.
- [IO20] Huseyin A. Inan and Ayfer Ozgur. Strongly explicit and efficiently decodable probabilistic group testing. In *2020 IEEE International Symposium on Information Theory (ISIT)*, pages 525–530, June 2020. doi:10.1109/ISIT44484.2020.9174462.

- [JAS19] Oliver Johnson, Matthew Aldridge, and Jonathan Scarlett. Performance of group testing algorithms with near-constant tests per item. *IEEE Transactions on Information Theory*, 65(2):707–723, Feb 2019. doi:10.1109/TIT.2018.2861772.
- [KGMM08] S. Khattab, S. Gobriel, R. Melhem, and D. Mosse. Live baiting for service-level dos attackers. In *IEEE INFOCOM 2008 - The 27th Conference on Computer Communications*, pages 171–175, April 2008. doi:10.1109/INFOCOM.2008.43.
- [KRR⁺21] Swastik Kopparty, Nicolas Resch, Noga Ron-Zewi, Shubhangi Saraf, and Shashwat Silas. On List Recovery of High-Rate Tensor Codes. *IEEE Transactions on Information Theory*, 67(1):296–316, January 2021. URL: <https://ieeexplore.ieee.org/document/9195853/>, doi:10.1109/TIT.2020.3023962.
- [KS64] W. Kautz and R. Singleton. Nonrandom binary superimposed codes. *IEEE Transactions on Information Theory*, 10(4):363–377, October 1964. doi:10.1109/TIT.1964.1053689.
- [LCPR19] Kangwook Lee, Kabir Chandrasekher, Ramtin Pedarsani, and Kannan Ramchandran. Saffron: A fast, efficient, and robust framework for group testing based on sparse-graph codes. *IEEE Transactions on Signal Processing*, 67(17):4649–4664, Sep. 2019. doi:10.1109/TSP.2019.2929938.
- [LFP22] Alejandro Lancho, Alexander Fengler, and Yury Polyanskiy. Finite-blocklength results for the a-channel: Applications to unsourced random access and group testing. In *2022 58th Annual Allerton Conference on Communication, Control, and Computing (Allerton)*, pages 1–8, Sep. 2022. doi:10.1109/Allerton49937.2022.9929318.
- [LG08] Luo, Jun and Guo, Dongning. Neighbor discovery in wireless ad hoc networks based on group testing. In *2008 46th Annual Allerton Conference on Communication, Control, and Computing*, pages 791–797, Monticello, IL, USA, September 2008. IEEE. URL: <http://ieeexplore.ieee.org/document/4797638/>, doi:10.1109/ALLERTON.2008.4797638.
- [LNNT16] Kasper Green Larsen, Jelani Nelson, Huy L. Nguyen, and Mikkel Thorup. Heavy hitters via cluster-preserving clustering, April 2016. URL: <http://arxiv.org/abs/1604.01357>, arXiv:1604.01357, doi:10.48550/arXiv.1604.01357.
- [LNNT19] Kasper Green Larsen, Jelani Nelson, Huy L. Nguyen, and Mikkel Thorup. Heavy hitters via cluster-preserving clustering. *Communications of the ACM*, 62(8):95–100, July 2019. URL: <https://dl.acm.org/doi/10.1145/3339185>, doi:10.1145/3339185.
- [Maz16] Arya Mazumdar. Nonadaptive group testing with random set of defectives. *IEEE Transactions on Information Theory*, 62(12):7522–7531, Dec 2016. doi:10.1109/TIT.2016.2613870.
- [Min22] Kazuhiko Minematsu. Property-preserving hash functions and combinatorial group testing. Cryptology ePrint Archive, Paper 2022/478, 2022. <https://eprint.iacr.org/2022/478>. URL: <https://eprint.iacr.org/2022/478>.

- [MM24] Namiko Matsumoto and Arya Mazumdar. Robust 1-bit Compressed Sensing with Iterative Hard Thresholding. In *Proceedings of the 2024 Annual ACM-SIAM Symposium on Discrete Algorithms (SODA)*, Proceedings, pages 2941–2979. Society for Industrial and Applied Mathematics, January 2024. URL: <https://epubs.siam.org/doi/abs/10.1137/1.9781611977912.105>, doi:10.1137/1.9781611977912.105.
- [MNB⁺21] Leon Mutesa, Pacifique Ndishimye, Yvan Butera, Jacob Souopgui, Annette Uwineza, Robert Rutayisire, Ella Larissa Ndoricimpaye, Emile Musoni, Nadine Rujeni, Thierry Nyatanyi, Edouard Ntagwabira, Muhammed Semakula, Clarisse Musanabaganwa, Daniel Nyamwasa, Maurice Ndashimye, Eva Ujeneza, Ivan Emile Mwikarago, Claude Mambo Muvunyi, Jean Baptiste Mazarati, Sabin Nsanzimana, Neil Turok, and Wilfred Ndifon. A pooled testing strategy for identifying sars-cov-2 at low prevalence. *Nature*, 589(7841):276–280, 2021. doi:10.1038/s41586-020-2885-5.
- [NPR11] Hung Q. Ngo, Ely Porat, and Atri Rudra. Efficiently decodable error-correcting list disjunct matrices and applications. In Luca Aceto, Monika Henzinger, and Jiří Sgall, editors, *Automata, Languages and Programming*, pages 557–568, Berlin, Heidelberg, 2011. Springer Berlin Heidelberg.
- [NPR12] Hung Q. Ngo, Ely Porat, and Atri Rudra. Efficiently Decodable Compressed Sensing by List-Recoverable Codes and Recursion. page 12 pages, 2012. Artwork Size: 12 pages Medium: application/pdf Publisher: Schloss Dagstuhl - Leibniz-Zentrum fuer Informatik GmbH, Wadern/Saarbruecken, Germany. URL: <http://drops.dagstuhl.de/opus/volltexte/2012/3401/>, doi:10.4230/LIPICS.STACS.2012.230.
- [PR11] Ely Porat and Amir Rothschild. Explicit nonadaptive combinatorial group testing schemes. *IEEE Transactions on Information Theory*, 57(12):7982–7989, Dec 2011. doi:10.1109/TIT.2011.2163296.
- [PS20] Eric Price and Jonathan Scarlett. A Fast Binary Splitting Approach to Non-Adaptive Group Testing. In *Approximation, Randomization, and Combinatorial Optimization. Algorithms and Techniques (APPROX/RANDOM 2020)*, volume 176, pages 13:1–13:20, 2020. doi:10.4230/LIPICS.APPROX/RANDOM.2020.13.
- [PST23] Eric Price, Jonathan Scarlett, and Nelvin Tan. Fast splitting algorithms for sparsity-constrained and noisy group testing. *Information and Inference: A Journal of the IMA*, 12(2):1141–1171, 01 2023. arXiv:<https://academic.oup.com/imaiai/article-pdf/12/2/1141/49287871/iaac031.pdf>, doi:10.1093/imaiai/iaac031.
- [RE21] Jyotish Robin and Elza Erkip. Sparse Activity Discovery in Energy Constrained Multi-Cluster IoT Networks Using Group Testing. In *ICC 2021 - IEEE International Conference on Communications*, pages 1–6, June 2021. URL: <https://ieeexplore.ieee.org/abstract/document/9500808>, doi:10.1109/ICC42927.2021.9500808.
- [SC16] Jonathan Scarlett and Volkan Cevher. *Phase Transitions in Group Testing*, pages 40–53. 2016. URL: <https://epubs.siam.org/doi/abs/10.1137/1.9781611974331.ch4>,

arXiv:<https://epubs.siam.org/doi/pdf/10.1137/1.9781611974331.ch4>,
doi:10.1137/1.9781611974331.ch4.

- [SC17] Jonathan Scarlett and Volkan Cevher. Limits on support recovery with probabilistic models: An information-theoretic framework. *IEEE Transactions on Information Theory*, 63(1):593–620, Jan 2017. doi:10.1109/TIT.2016.2606605.
- [Sca19a] Jonathan Scarlett. An efficient algorithm for capacity-approaching noisy adaptive group testing. In *2019 IEEE International Symposium on Information Theory (ISIT)*, pages 2679–2683, July 2019. doi:10.1109/ISIT.2019.8849310.
- [Sca19b] Jonathan Scarlett. Noisy adaptive group testing: Bounds and algorithms. *IEEE Transactions on Information Theory*, 65(6):3646–3661, June 2019. doi:10.1109/TIT.2018.2883604.
- [SJ20] Jonathan Scarlett and Oliver Johnson. Noisy non-adaptive group testing: A (near-)definite defectives approach. *IEEE Transactions on Information Theory*, 66(6):3775–3797, June 2020. doi:10.1109/TIT.2020.2970184.
- [SLW⁺20] Noam Shental, Shlomia Levy, Vered Wuvshet, Shosh Skorniakov, Bar Shalem, Aner Ottolenghi, Yariv Greenspan, Rachel Steinberg, Avishay Edri, Roni Gillis, Michal Goldhirsh, Khen Moscovici, Sinai Sachren, Lilach M. Friedman, Lior Neshet, Yonat Shemer-Avni, Angel Porgador, and Tomer Hertz. Efficient high-throughput sars-cov-2 testing to detect asymptomatic carriers. *Science Advances*, 6(37), 2020. URL: <https://advances.sciencemag.org/content/6/37/eabc5961>, arXiv:<https://advances.sciencemag.org/content/6/37/eabc5961.full.pdf>, doi:10.1126/sciadv.abc5961.
- [STSA19] Akiko Shibuya, Mizuha Teramoto, Akiyo Shoun, and Kumiko Akiyama. Long-Term Effects of In-Game Purchases and Event Game Mechanics on Young Mobile Social Game Players in Japan. *Simulation & Gaming*, 50(1):76–92, February 2019. URL: <http://journals.sagepub.com/doi/10.1177/1046878118819677>, doi:10.1177/1046878118819677.
- [TLP95] XIN MING TU, EUGENE LITVAK, and MARCELLO PAGANO. On the informativeness and accuracy of pooled testing in estimating prevalence of a rare disease: Application to HIV screening. *Biometrika*, 82(2):287–297, 06 1995. arXiv:<https://academic.oup.com/biomet/article-pdf/82/2/287/5756043/82-2-287.pdf>, doi:10.1093/biomet/82.2.287.
- [TTB⁺15] Myres Tilghman, Daniel Tsai, Titos P. Buene, Manuel Tomas, Salma Amade, Daniel Gehlbach, Stephanie Chang, Caroline Ignacio, Gemma Caballero, Stephen Espitia, Susanne May, Emilia V. Noormahomed, and Davey M. Smith. Pooled nucleic acid testing to detect antiretroviral treatment failure in hiv-infected patients in mozambique. *JAIDS Journal of Acquired Immune Deficiency Syndromes*, 70(3), 2015. URL: https://journals.lww.com/jaids/fulltext/2015/11010/pooled_nucleic_acid_testing_to_
- [VAM23] Venkatesan Guruswami, Atri Rudra, and Madhu Sudan. *Essential Coding Theory*. October 2023. URL: <https://cse.buffalo.edu/faculty/atri/courses/coding-theory/book/>.

- [VJN17] Avinash Vem, Nagaraj T. Janakiraman, and Krishna R. Narayanan. Group testing using left-and-right-regular sparse-graph codes, 2017. [arXiv:1701.07477](https://arxiv.org/abs/1701.07477).
- [WGG23] Hsin-Po Wang, Ryan Gabrys, and Venkatesan Guruswami. Quickly-decodable group testing with fewer tests: Price–scarlett’s nonadaptive splitting with explicit scalars. In *2023 IEEE International Symposium on Information Theory (ISIT)*, pages 1609–1614, June 2023. [doi:10.1109/ISIT54713.2023.10206843](https://doi.org/10.1109/ISIT54713.2023.10206843).
- [WGV23] Hsin-Po Wang, Ryan Gabrys, and Alexander Vardy. Tropical group testing. *IEEE Transactions on Information Theory*, 69(9):6098–6120, Sep. 2023. [doi:10.1109/TIT.2023.3282847](https://doi.org/10.1109/TIT.2023.3282847).
- [Wol85] J. Wolf. Born again group testing: Multiaccess communications. *IEEE Transactions on Information Theory*, 31(2):185–191, March 1985. [doi:10.1109/TIT.1985.1057026](https://doi.org/10.1109/TIT.1985.1057026).
- [YITZ10] Ying Xuan, Incheol Shin, My T Thai, and Taieb Znati. Detecting Application Denial-of-Service Attacks: A Group-Testing-Based Approach. *IEEE Transactions on Parallel and Distributed Systems*, 21(8):1203–1216, August 2010. URL: <http://ieeexplore.ieee.org/document/5232807/>, [doi:10.1109/TPDS.2009.147](https://doi.org/10.1109/TPDS.2009.147).