

Salt effects on the mechanical properties of ionic conductive polymer: a molecular dynamics study

Harish Gudla, Kristina Edström, and Chao Zhang*

*Department of Chemistry—Ångström Laboratory, Uppsala University, Lägerhyddsvägen 1,
Box 538, 75121 Uppsala, Sweden*

E-mail: chao.zhang@kemi.uu.se

Abstract

Functional polymers can be used as electrolyte and binder materials in solid-state batteries. This often requires performance targets in terms of both transport and mechanical properties. In this work, a model ionic conductive polymer system, i.e., poly(ethylene oxide)-LiTFSI, was used to study the impact of salt concentrations on mechanical properties, including different types of elastic moduli and the viscoelasticity with both non-equilibrium and equilibrium molecular dynamics simulations. We found an encouragingly good agreement between experiments and simulations regarding the Young's modulus, bulk modulus and viscosity. In addition, we identified an intermediate salt concentration at which the system shows high ionic conductivity, high Young's modulus and short elastic restoration time. Therefore, this study laid down the groundwork for investigating ionic conductive polymer binders with self-healing functionality from molecular dynamics simulations.

Introduction

Electrochemical energy storage, in particular, batteries, are key enablers for the green energy transition and the deployment of electric vehicles. This has led to an ever-increasing activities from both academia and industry with focuses on discovering new battery materials and cell chemistry leading to much higher energy density. However, due to the complexity of novel materials, they can be difficult to implemented in battery products at scale. To address this issue, large-scale research initiatives, e.g. the BATTERY 2030+,¹ have identified thematic areas, e.g. integrating smart functionalities of sensing and self-healing,² into to the battery design.

One of the promising approach to implement the self-healing functionality into the next generation anode materials (Si as a prominent example) is to explore functional polymers as binder materials.³⁻⁵ For example, functional groups that involve hydrogen bonding⁶⁻⁸ is a popular choice for polymer binders that can mitigate the large volume expansion of Si anodes during the cycling. Other types of self-healing mechanisms,^{9,10} such dynamical covalent bonds,¹¹ ionic cross-linking¹² and host-guest interactions,¹³ are also interesting options.

In all these cases, an understanding of the mechanical properties of ionic conductive polymer is necessary. Besides its electrochemical stability, a good ionic conductive polymer should satisfy the requirement of both ionic conductivity ($\geq 10^{-5}$ S cm⁻¹ at 25 °C) and mechanical strength (≥ 30 MPa at 25 °C).^{14,15} In this regard, molecular modelling¹⁶ can be rather useful to disentangle different factors that influence the mechanical properties of ionic conductive polymers and to extract design principles.

In contrast to ionic transport properties (e.g. transference number) where much has been understood recently with the help of molecular modelling,¹⁷⁻²⁶ the mechanical properties of ionic conductive polymers are less studied,²⁷⁻³¹ in particular, at atomistic scale. Therefore, in this work, we used a model ionic conductive polymer system, i.e., poly(ethylene oxide)-LiTFSI, and all-atom molecular dynamics (MD) simulations to study the impact of salt concentrations on mechanical properties, including different types of elastic moduli and the

viscoelasticity. It is found that all-atom force fields popularly used in the studies of ion transport in polymer systems can reproduce quite well the experimental results of Young’s modulus, bulk modulus and viscosity. Despite of the general trade-off between the transport property and the mechanical property as bounded by the Maxwell relation, we are able to identified an intermediate salt concentration at which the system possess both high ionic conductivity and high Young’s modulus. Regarding the self-healing capability, we show that the elastic restoration time is correlated with the Young’s modulus in a non-linear manner, which is interesting for further investigation.

In the following, we first present the theory of elasticity and viscoelasticity as well as the non-equilibrium and equilibrium MD methods used to investigate these mechanical properties. It follows with the results of salt effects on both elastic moduli and relaxation modulus. Then, we present our attempt to identify an optimal salt concentration and to quantify the self-healing capability. At the last, a conclusion of this study and a perspective for future works are also provided.

Theory and Methods

Elastic moduli from non-equilibrium MD

According to Hooke’s law for elasticity,³² the 6×6 elastic constant matrix \mathbf{C} is determined by the partial derivatives of the stress tensor, σ_{ij} , with respect to the deformation or strain ε_{kl} is,

$$C_{\alpha\beta} = \frac{\partial \sigma_{ij}}{\partial \varepsilon_{kl}} \quad (1)$$

where $\{i, j, k, l\} \in \{x, y, z\}$ and $\{\alpha, \beta\} \in \{1, 2, 3\}$. With the Voigt notation $xx \rightarrow 1$, $yy \rightarrow 2$, $zz \rightarrow 3$, $yz \rightarrow 4$, $xz \rightarrow 5$ and $xy \rightarrow 6$, the stiffness matrix \mathbf{C} involving 21 unique elements

can be written as follows

$$\mathbf{C} = \begin{bmatrix} C_{11} & C_{12} & C_{13} & C_{14} & C_{15} & C_{16} \\ C_{21} & C_{22} & C_{23} & C_{24} & C_{25} & C_{26} \\ C_{31} & C_{32} & C_{33} & C_{34} & C_{35} & C_{36} \\ C_{41} & C_{42} & C_{43} & C_{44} & C_{45} & C_{46} \\ C_{51} & C_{52} & C_{53} & C_{54} & C_{55} & C_{56} \\ C_{61} & C_{62} & C_{63} & C_{64} & C_{65} & C_{66} \end{bmatrix} = \begin{bmatrix} \frac{\sigma_{xx}}{\varepsilon_{xx}} & \frac{\sigma_{xx}}{\varepsilon_{yy}} & \frac{\sigma_{xx}}{\varepsilon_{zz}} & \frac{\sigma_{xx}}{\varepsilon_{yz}} & \frac{\sigma_{xx}}{\varepsilon_{xz}} & \frac{\sigma_{xx}}{\varepsilon_{xy}} \\ \frac{\sigma_{yy}}{\varepsilon_{xx}} & \frac{\sigma_{yy}}{\varepsilon_{yy}} & \frac{\sigma_{yy}}{\varepsilon_{zz}} & \frac{\sigma_{yy}}{\varepsilon_{yz}} & \frac{\sigma_{yy}}{\varepsilon_{xz}} & \frac{\sigma_{yy}}{\varepsilon_{xy}} \\ \frac{\sigma_{zz}}{\varepsilon_{xx}} & \frac{\sigma_{zz}}{\varepsilon_{yy}} & \frac{\sigma_{zz}}{\varepsilon_{zz}} & \frac{\sigma_{zz}}{\varepsilon_{yz}} & \frac{\sigma_{zz}}{\varepsilon_{xz}} & \frac{\sigma_{zz}}{\varepsilon_{xy}} \\ \frac{\sigma_{yz}}{\varepsilon_{xx}} & \frac{\sigma_{yz}}{\varepsilon_{yy}} & \frac{\sigma_{yz}}{\varepsilon_{zz}} & \frac{\sigma_{yz}}{\varepsilon_{yz}} & \frac{\sigma_{yz}}{\varepsilon_{xz}} & \frac{\sigma_{yz}}{\varepsilon_{xy}} \\ \frac{\sigma_{xz}}{\varepsilon_{xx}} & \frac{\sigma_{xz}}{\varepsilon_{yy}} & \frac{\sigma_{xz}}{\varepsilon_{zz}} & \frac{\sigma_{xz}}{\varepsilon_{yz}} & \frac{\sigma_{xz}}{\varepsilon_{xz}} & \frac{\sigma_{xz}}{\varepsilon_{xy}} \\ \frac{\sigma_{xy}}{\varepsilon_{xx}} & \frac{\sigma_{xy}}{\varepsilon_{yy}} & \frac{\sigma_{xy}}{\varepsilon_{zz}} & \frac{\sigma_{xy}}{\varepsilon_{yz}} & \frac{\sigma_{xy}}{\varepsilon_{xz}} & \frac{\sigma_{xy}}{\varepsilon_{xy}} \end{bmatrix}.$$

For an isotropic and cubic system, \mathbf{C} is only dependent on two variable λ and μ called Lamé's constants,³³

$$\mathbf{C} \equiv \begin{bmatrix} \lambda + 2\mu & \lambda & \lambda & 0 & 0 & 0 \\ \lambda & \lambda + 2\mu & \lambda & 0 & 0 & 0 \\ \lambda & \lambda & \lambda + 2\mu & 0 & 0 & 0 \\ 0 & 0 & 0 & \mu & 0 & 0 \\ 0 & 0 & 0 & 0 & \mu & 0 \\ 0 & 0 & 0 & 0 & 0 & \mu \end{bmatrix}.$$

A least square procedure can be used to obtain Lamé's constants according to equations 3-5,³³

$$\mu = \frac{4a - 2b + 3c}{33}; \lambda = \frac{2a + c - 15\mu}{6} \quad (2)$$

$$a = C_{11} + C_{22} + C_{33} \quad (3)$$

$$b = C_{12} + C_{21} + C_{23} + C_{32} + C_{13} + C_{31} \quad (4)$$

$$c = C_{44} + C_{55} + C_{66} \quad (5)$$

Further, they can be used to calculate elastic moduli such as Young's modulus (E), shear

modulus (G), bulk modulus (B) and Poisson's ratio (ν) according to the following equation.

$$E = \frac{\mu(3\lambda + 2\mu)}{\lambda + \mu}; \quad G = \mu; \quad B = \lambda + \frac{2}{3}\mu; \quad \nu = \frac{\lambda}{2(\lambda + \mu)} \quad (6)$$

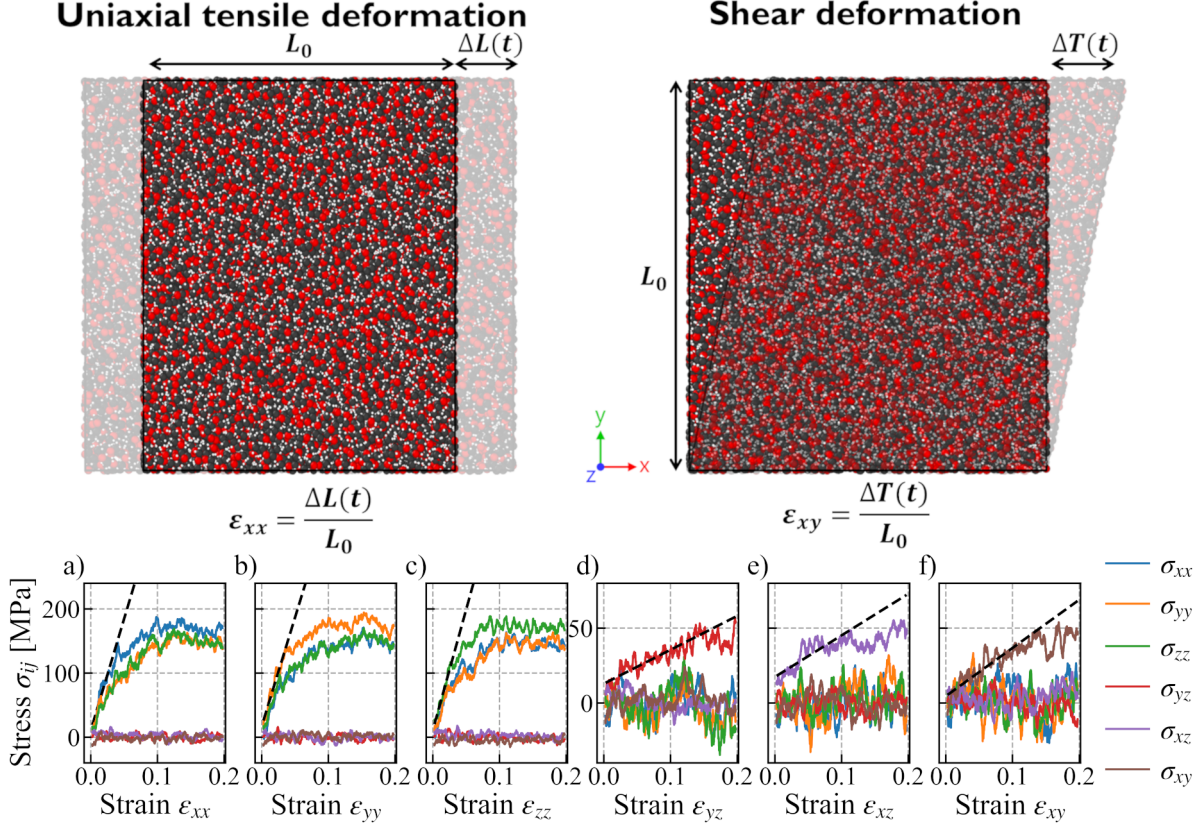


Figure 1: (top) Initial and final configurations of uniaxial tensile deformation and shear deformation simulations; (bottom a-f) six stress tensors plotted against strain in six non-equilibrium deformation simulations for the neat PEO system at a strain rate $\dot{\epsilon}$ of 5×10^9 s^{-1} and $T - T_g \approx 120$ K. Black dashed lines are linear fits to obtain $C_{\alpha\beta}$ values.

A series of deformations, i.e. uniaxial tensile deformation and shear deformation (see Fig. 1 top), were applied to the periodic simulation cell in order to estimate values of matrix element $C_{\alpha\beta}$.³⁴ For the uniaxial tensile deformation simulation, a strain was applied to the x direction and the remaining two dimensions (yz) were unchanged. This was repeated for the y and z directions, while keeping the remaining (xz and xy , respectively) dimensions fixed. Likewise, for three shear deformation simulations where shear strains were applied

to yz , xz and xy planes. All deformations were in the positive direction, the strain was applied in a continuous fashion at every time step at a constant rate and six different strain rates varying from $10^8 - 5 \times 10^{10} \text{ s}^{-1}$ were considered in each case. For example, as shown in Fig. 1 bottom, in the case of the deformation of the x direction, the σ_{xx} was plotted as a function of the strain ε_{xx} up to 20%, and the slope of this curve in the elastic regime over 5% of strain was obtained. Similarly, plots of σ_{yy} and σ_{zz} versus the strain ε_{xx} and the corresponding slopes were obtained. These results were placed in the 1st column of the \mathbf{C} matrix. The first three columns of the \mathbf{C} matrix were therefore obtained from the three independent tensile deformation simulations in x , y and z directions. Instead, the last three columns were obtained from the three independent shear deformation simulations in yz , xz and xy planes.

Viscoelastic properties from equilibrium MD

From the Green-Kubo relation, the relaxation modulus $G(t)$ of the system can be obtained from the autocorrelation functions of off-diagonal stress component $\langle \sigma_{xy}(t)\sigma_{xy}(0) \rangle$ recorded during the equilibrium MD simulations.³⁵ In the isotropic systems, $G(t)$ can be obtained by averaging autocorrelations over the symmetrized traceless stress tensor (τ_{ij}) components according to Eq. 8 to reduce the statistical error.³⁶

$$G(t) = \frac{V}{10k_{\text{B}}T} \sum_i \sum_j \langle \tau_{ij}(t)\tau_{ij}(0) \rangle \quad (7)$$

$$\tau_{ij}(t) = \frac{1}{2}[\sigma_{ij}(t) + \sigma_{ji}(t)] - \frac{\delta_{ij}}{3} \sum_k \sigma_{kk}(t) \quad (8)$$

where V is the volume of the system, T is the temperature and k_{B} is the Boltzmann constant.

The storage modulus $G'(\omega)$ and the loss modulus $G''(\omega)$ can be computed from the in-phase (real) and out-of-phase (imaginary) components of the relaxation modulus in the

frequency domain (Eq. 9).

$$G'(\omega) = \omega \int_0^\infty G(t) \sin(\omega t) dt ; G''(\omega) = \omega \int_0^\infty G(t) \cos(\omega t) dt \quad (9)$$

To reduce the fluctuations in the stress time-autocorrelation functions, the multi-tau correlator method³⁷ was used to calculate $G(t)$ by implementing the python code “multiple-tau”.³⁸ The numerical evaluations of $G'(\omega)$ and $G''(\omega)$ were carried by following the method proposed by Adeyemi *et. al.*^{39,40}

Then, the modulus of the frequency-dependent viscosity $|\eta^*(\omega)|$ can then be estimated from the storage and loss moduli using the following expression:

$$|\eta^*(\omega)| = \frac{\sqrt{G'(\omega)^2 + G''(\omega)^2}}{\omega}. \quad (10)$$

Taking the zero frequency limit, one obtains the equilibrium viscosity η_0 :

$$\eta = \lim_{\omega \rightarrow 0} |\eta^*(\omega)| = \int_0^\infty dt G(t) \quad (11)$$

Equivalently, the equilibrium viscosity can also be obtained from the the following expression:

$$\eta = \lim_{\omega \rightarrow 0} \frac{G''(\omega)}{\omega} \quad (12)$$

MD simulations of PEO-LiTFSI systems

The GAFF force field parameters⁴¹ and simulation protocol for PEO-LiTFSI systems (25 monomer units in each PEO chain with the molecular weight of 1.11 kg/mol) at six different concentrations can be found in our previous studies.^{22,23,25,26} In this study, all MD simulation were carried out using LAMMPS⁴² instead of GROMACS⁴³ for the convenience of computing mechanical properties. To ensure the consistency with our previous studies, glass transition temperatures and Nernst-Einstein ionic conductivity (σ_{NE}) at different concentrations were

computed using two codes but the same force field parameters and compared (see Fig.S1 in the Supporting Information). Non-equilibrium MD simulation were performed for 1-10 ns depending on the strain rate and equilibrium MD simulations were carried out for 500-600 ns. For non-equilibrium MD simulations, we have applied Nosé-Hoover thermostat⁴⁴ with SLLOD equations of motion⁴⁵ at $T - T_g \approx 60$ K (room temperature) and $T - T_g \approx 120$ K (about 430 K) respectively. For equilibrium MD simulations, Nosé-Hoover thermostat⁴⁴ and barostat⁴⁶ were applied at $T - T_g \approx 120$ K and 1 bar.

Results and Discussion

Effects of strain rate and salt concentration on elastic properties

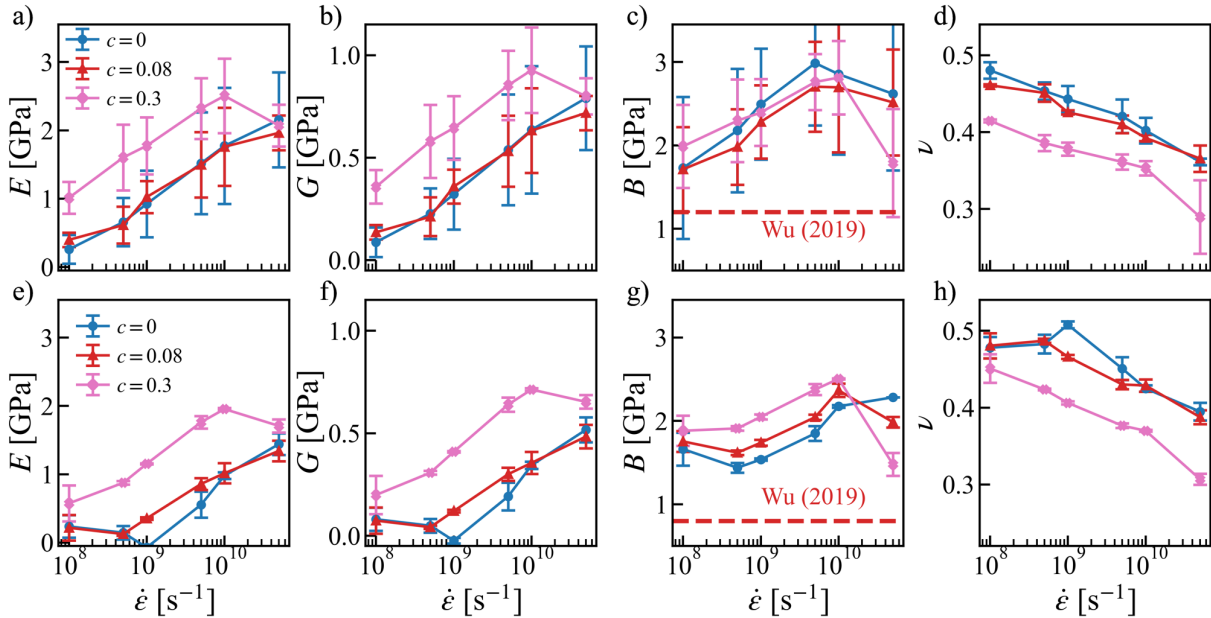


Figure 2: a,e) Young's modulus E ; b,f) shear modulus G ; c,g) bulk modulus B and d,h) Poisson's ratio ν as a function of strain rate ($\dot{\epsilon}$) for the neat PEO and the PEO-LiTFSI systems at two different concentrations ($c = 0.02, 0.3$) and at $T - T_g \approx 60$ K (a,b,c,d) and 120K (e,f,g,h). Red dashed line: The experimental bulk modulus for the neat PEO system at the respective temperatures from Ref. 47.

The elastic moduli and Poisson's ratio calculated from Eq. 6 as a function of strain rate

at two different effective temperatures ($T - T_g$) and three salt concentrations (c) are shown in Fig. 2. The error bars were estimated using the standard deviation from simulations with 5 different initial configurations. As shown in Fig. 2, both Young’s modulus E and shear modulus G were found to increase with the strain rate, as the polymer chains have less time to respond to the strain which makes the chains look stiffer. The opposite was seen for the Poisson’s ratio, which approaches a perfect incompressible rubber state at a lower strain rate.⁴⁸ In contrast, the bulk modulus B seems to be insensitive to the strain rate. This explains why the simulation results agree quite well with the experimental bulk modulus,⁴⁷ despite of the order of magnitude difference in the strain rate. Since the Lamé constant λ is the dominating contribution to B (see Eq. 6, Figs. S3b,d), this also explains why the Poisson’s ratio has an opposite strain-rate dependence as compared to E and G .

The strain rates used in the simulations are 8–10 orders of magnitude higher in comparison to the experimental strain rates ($10^{-4} - 10^{-2} \text{ s}^{-1}$). Therefore, in order to compare with experimental Young’s modulus, the extrapolation was used. In Figs. 3a, b, d, and e, the E and G were plotted as function of strain rates and linear fittings in the log-log scale were carried out to estimate the near zero strain-rate Young’s modulus E_{0+} i.e., E at a strain rate (10^{-2} s^{-1}) similar to the experimental one. As shown Fig. 3a, the extrapolations (dashed line) to the low strain rate are in very good agreement with the experimental values for PEO-based electrolytes in the same effective temperatures $T - T_g \approx 60\text{K}$.^{49–55} As shown in Figs. 2 and 3b and 3e, it is clear that increasing the effective temperature will reduce both the Young’s modulus and the shear modulus.

The salt concentration has a non-monotonic effect on both elastic moduli and Poisson’s ratio, which can be already seen in Fig. 2. At high salt concentration $c = 0.3$, both E and G become much larger as compared to the neat PEO system. However, at low and moderate concentrations, the effect can be the opposite and the increase in temperature may further convolute the situation. This can be clearly seen in Figs. 3c and 3f, which shows the salt concentration-dependence of E_{0+} and G_{0+} . Simulations results agree with the experimental

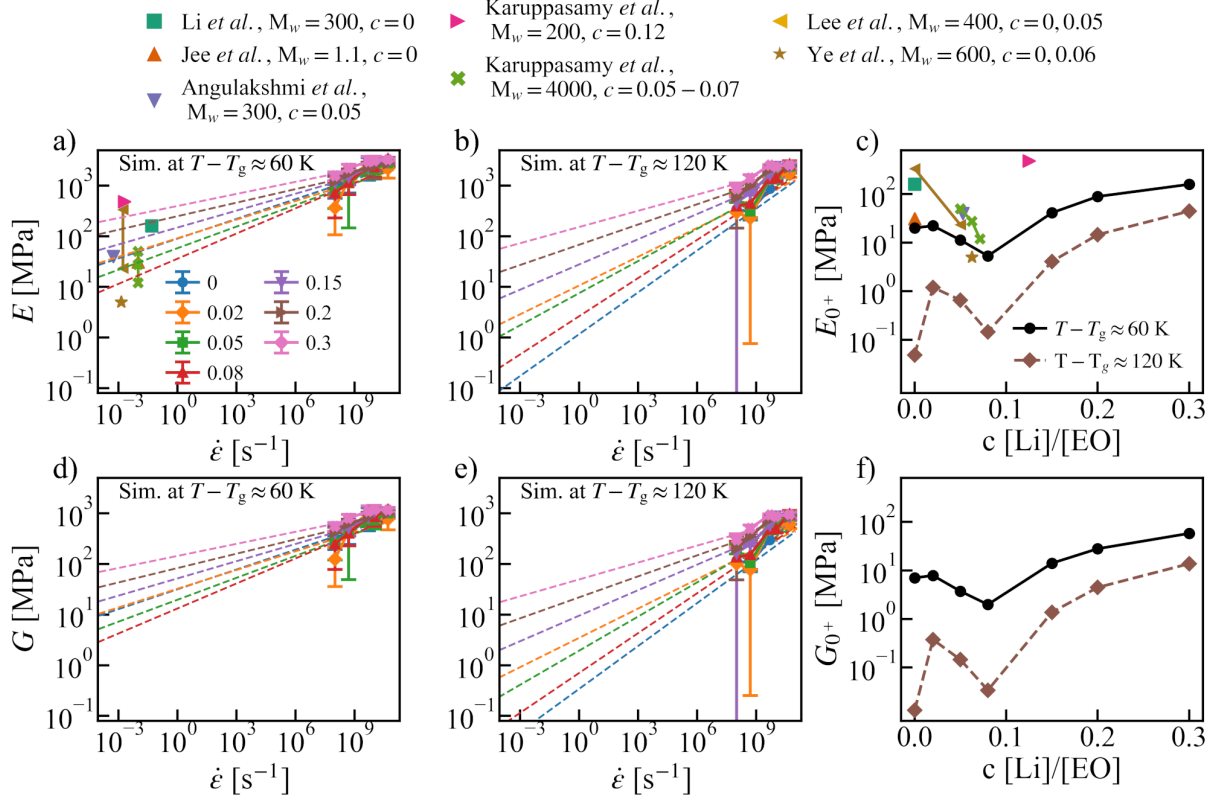


Figure 3: a, b) Young's modulus E and d, e) shear modulus G as a function of strain rate ($\dot{\epsilon}$) for the neat PEO and the PEO-LiTFSI systems at temperatures $T - T_g \approx 60$ K and 120 K from non-equilibrium MD simulations. c) The near zero strain-rate Young's modulus E_{0+} and f) near zero strain-rate shear modulus G_{0+} as a function of salt concentration. Dashed lines are linear fits to calculate Young's modulus at near zero strain rate E_{0+} . The experimental Young's modulus for PEO based electrolytes at room temperature^{49–55} were also plotted for comparison and summarized in the Supporting Information.

trend that the elastic moduli decreases with a moderate increment in salt concentration (Figs. 3c). However, a further increase in the salt concentration beyond $c = 0.08$ leads to enhanced elastic moduli instead as predicted by simulations.

Salt effects on relaxation modulus and viscosity

The shear stress relaxation moduli $G(t)$ calculated from EMD simulations for different salt concentrations are shown in Fig. 4a. Likhtman *et. al*⁵⁶ has identified four time scales to the stress relaxation modulus by using a simple bead-spring model of polymer melt, namely i) the

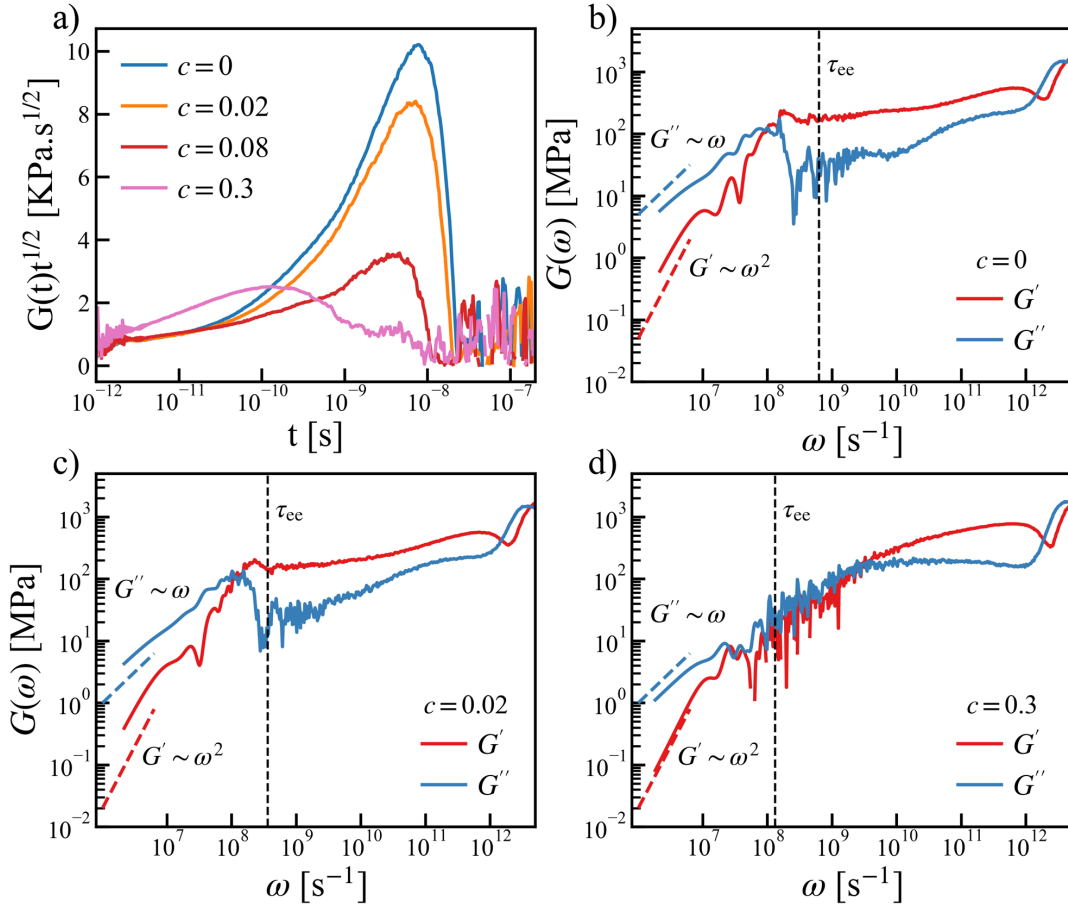


Figure 4: a) The relaxation modulus $G(t)$ scaled with $t^{1/2}$ for PEO and PEO-LiTFSI at different concentrations ($c = 0.02, 0.08, 0.3$). b, c, d) The storage modulus $G'(\omega)$ and the loss modulus $G''(\omega)$ for the neat PEO and PEO-LiTFSI systems at $c = 0.02, 0.3$ at $T - T_g \approx 120$ K. The blue and red dashed lines corresponds to the relations $G'' \sim \omega$ and $G' \sim \omega^2$. The vertical dashed lines indicate the end-to-end relaxation time τ_{ee} (see Supporting Information).

oscillatory behaviours at short time arises due to bond length relaxations; ii) the colloidal or glassy mode due to collisions between atoms; iii) the Rouse dynamics i.e. polymer relaxation according to the Rouse theory $G(t) \sim t^{-1/2}$; iv) the polymer entanglement. Given the rigid bond model and low molecular weight systems used in this study, it is natural for us to focus on identifying the Rouse dynamics. If the system follows the Rouse dynamics, then the product $G(t)t^{1/2}$ would equal to a constant. As shown in Fig. 4a, with the addition of salt, these dynamics seem to gradually deviate from the Rouse dynamics. The system with the highest salt concentration ($c = 0.3$) shows the largest deviation from the Rouse theory.

It is also interesting to note that the large peak shown in Fig. 4a resembles the entanglement behaviour of high molecular weight systems revealed in Ref. 56, and we will come back to this point in the paragraph below.

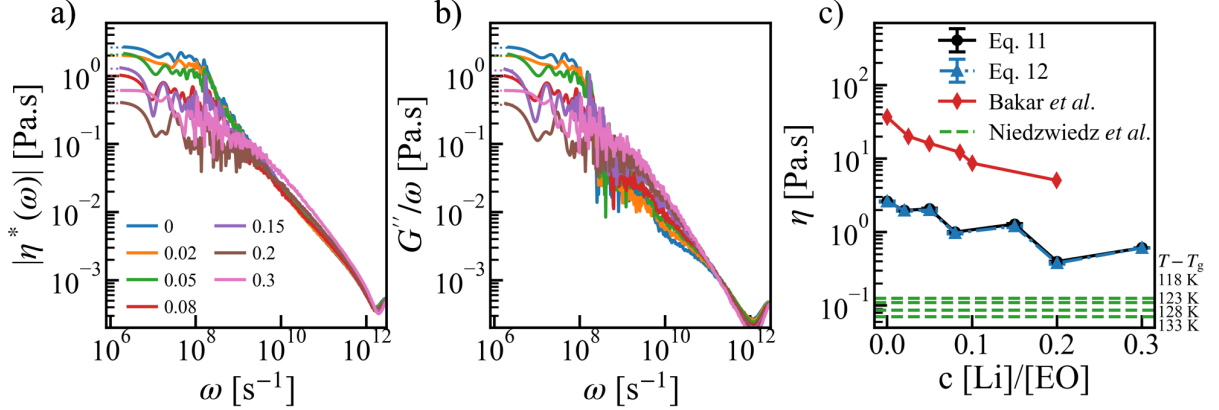


Figure 5: a) The modulus of the frequency-dependent viscosity $|\eta^*(\omega)|$ and b) $G''(\omega)/\omega$ for the neat PEO and PEO-LiTFSI systems at different concentrations and at temperature $T - T_g \approx 120$ K. b) Comparing the equilibrium viscosity η computed from Eq. 11 and Eq. 12 with experimental values^{57,58} for PEO-LiTFSI systems as a function of salt concentration.

The storage modulus $G'(\omega)$ and the loss modulus $G''(\omega)$ for the neat PEO ($c = 0$) and two concentrations ($c = 0.02$ and $c = 0.3$) were plotted in Fig. 4 b, c, d. In all cases, a clear crossover from the solid-like behaviours $G'(\omega) > G''(\omega)$ to the liquid-like behaviours $G''(\omega) > G'(\omega)$ was observed. In the low frequency range, the asymptotic behaviors of viscoelastic liquid⁵⁹ $G'' \sim \omega$ and $G' \sim \omega^2$ were also evinced in our simulations. In addition, a second cross-over at high frequency were seen in all cases from simulations. It is worth noting that the linear rheology experiments are usually conducted at much lower frequency (longer time scale) and at higher molecular weights^{58,60} and the second cross-over between G' and G'' signals the entangled polymer dynamics.⁶¹ Nevertheless, similar observations made here suggest that the viscoelastic properties from low molecular weight system and equilibrium MD simulations may emulate the realistic polymer dynamics at much higher molecular weight and longer time scale.

To make a further connection to experiment, we plotted the modulus of the complex

viscosity in Fig. 5a for different salt concentrations at $T - T_g = 120K$. As expected from Eq. 11, we observed that at lower frequency the values tend to become a constant and can be used to estimate the equilibrium viscosity η . The same applies to the estimator based on Eq. 12 using the loss modulus G'' (see Fig. 5b). The results of η are shown in Fig. 5c. With an increase in concentration, η tends to decrease with oscillations. A similar trend was also observed in the experiments⁵⁷ for PEO-LiTFSI systems (the red line in Fig. 5c). However, the viscosity values reported in experiment are 1 order of magnitude higher than the simulation results obtained here because of the difference in the molecular weight (20 kg/mol in experiment versus 1.1 kg/mol in simulation). Indeed, our results come closer to experimental reference⁵⁸ measured at similar molecular weight (green dashed lines in Fig. 5c).

Before closing this section, it is worth noting that both the storage and loss modulus decrease with the increment in salt concentration (see Fig. 4b, c, d), which is similar to that of the equilibrium viscosity η . This may appear in contradiction with the finding shown in Fig. 3f that the shear modulus G_{0+} increases with salt doping especially at high concentration. However, in the solid-like regime, i.e. $G'(\omega) > G''(\omega)$ at high frequency, the magnitude of G' indeed becomes larger by adding salts. Therefore, this contrast just reflects the opposite effects of salts on the shear modulus of ionic conductive polymers at different time scales. Furthermore, according to the Maxwell model, which is the combination of a Hookean solid and a Newtonian fluid, the shear stress relaxation time is determined by the ratio η/G_{0+} . This means the shear stress relaxation time should decrease more rapidly with the increase of the salt concentration. Indeed, this is borne, as shown by the cross-over time $G' = G''$ at the low frequency in Fig. 4.

Optimal salt concentration and self-healing capability

As stated in the Introduction, searching ionic conductive polymers that satisfy the requirements for both transport and mechanical properties and demonstrate self-healing functionality is an emerging topic in battery field. Therefore, it would be interesting to address this

point from our simulations.

As shown in Fig. 6a, the salt effects on the equilibrium viscosity η and the near zero strain-rate Young’s modulus E_{0+} are opposite, which makes these two quantities anti-correlated to each other. This means, there is a trade off between a good Newtonian fluid and a good Hookean solid, which is what the Maxwell relation implies.⁶²

However, when making the correlation between the ionic conductivity σ_{NE} and the Youngs’ modulus E_{0+} , the situation is more interesting. Despite that σ_{NE} and E_{0+} is also anti-correlated in general, there exist two regimes. From the low to the intermediate concentrations, σ_{NE} goes up rapidly while E_{0+} slightly goes down; with a further increment in the concentration, σ_{NE} goes down while E_{0+} goes up in a comparable degree. As a consequence, there is an intermediate salt concentration at $c = 0.2$ where the system processes both high ionic conductivity and high Young’s modulus. It is worth noting that at a lower temperature, σ_{NE} goes down while E_{0+} goes up. Therefore, an optimal salt concentration may be located where the requirements for both ionic conductivity and mechanical strength as mentioned in the Introduction can be achieved.

The final point that we want to address here is about the self-healing capability of ionic conductive polymers. Here, we define the self-healing capability as the elastic restoration time τ_{res} for the system to restore its equilibrium density after the expansion under a tensile strain (see the Supporting Information). As shown in Fig. 7a, despite all simulations used to compute the restoration time τ_{res} started with the same expansion rate of 20%, the resulting τ_{res} depends on the strain rate used in the generated these initial structures. This suggests that the self-healing capability depends on the history of how fast the deformation has taken place. Therefore, we used the elastic restoration time $\tau_{\text{res},0+}$ extrapolated to the near zero strain rate as a benchmark index.

As shown in Fig. 7b, $\tau_{\text{res},0+}$ increases with the salt concentration. This implies that $\tau_{\text{res},0+}$ correlate positively with the Young’s modulus E_{0+} , as seen in Fig. 7c. In other words, ionic conductive polymers of the highest Young’s modulus do not have the best self-healing

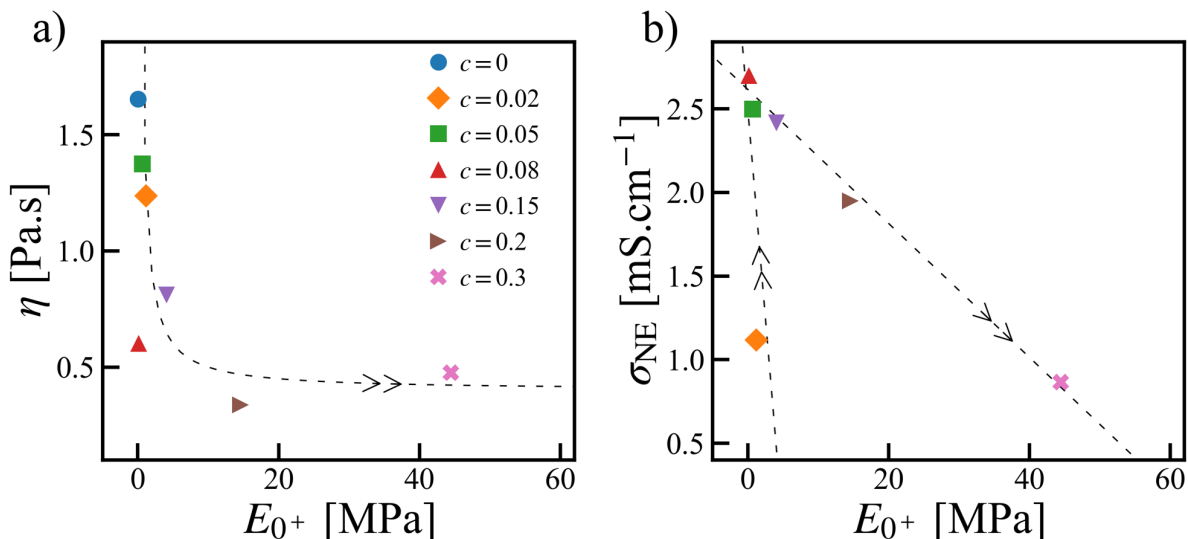


Figure 6: Correlations between the Young's modulus at near zero strain rate E_{0+} with (a) the equilibrium viscosity η and (b) the Nernst-Einstein conductivity σ_{NE} at $T - T_g \approx 120$ K. The dashed lines are guides to the eye. The arrow heads indicate the direction where the salt concentration increases.

capacity. However, this correlation is non-linear, and the system with $c = 0.2$ shows a good balance between high Young's modulus and short elastic restoration time.

Conclusions

In this study, we have carried out all-atom MD simulations to investigate salt effects on the mechanical properties of poly(ethylene oxide)-LiTFSI as a model ionic conductive polymer system with both non-equilibrium and equilibrium methods. The focus has been on both the elastic moduli and the relaxation modulus.

Regarding the elastic moduli, it is found that all-atom force fields commonly used in studying ion transport can reproduce quite well the experimental results of Young's modulus and bulk modulus. Further, we found that the Poisson's ratio goes down by increasing the strain-rate while the opposite happens to the Young's modulus E and shear modulus G . We confirmed the experimental observation that in the low concentration regime, the Young's

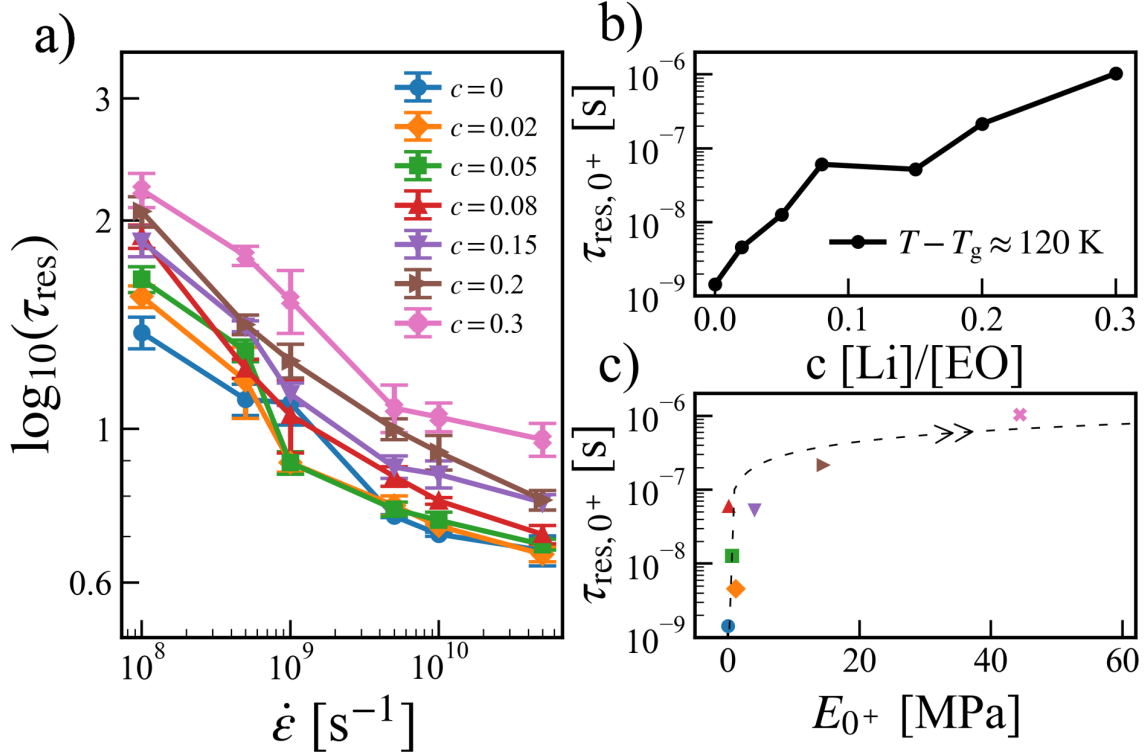


Figure 7: a) The elastic restoration time τ_{res} as a function of strain rate $\dot{\epsilon}$ at different salt concentrations; b) The elastic restoration time at the near zero strain rate $\tau_{\text{res},0+}$ as a function of salt concentration ; c) The correlations between the elastic restoration time at the near zero strain rate $\tau_{\text{res},0+}$ and the near zero-strain rate Young's modulus E_{0+} at $T - T_g \approx 120$ K. The dashed line is guides to the eye and the arrow heads indicate the direction where the salt concentration increases.

modulus becomes smaller by adding salts. However, our simulation also revealed that a further increasing of the salt concentration can enhance the Young's modulus instead.

In terms of the relaxation modulus, our MD simulations showed that the low molecular weight system and equilibrium MD simulations may emulate the entanglement features of the relaxation modulus, which should only happen in principle to polymer systems at much higher molecular weight and longer time scale. Moreover, the computed viscosity η is in a good agreement with experimental results at a comparable molecular weight and we confirmed the experimental observation of a decrement in viscosity with salt concentration. The same trend was also seen for both the storage modulus G' and the loss modulus G'' at the

low frequency regime from simulations.

Besides comparing the results with experiments and studying the trends, we were able to identify an intermediate salt concentration $c = 0.2$ at which the system possess both high ionic conductivity and high Young's modulus. This intermediate salt concentration also leads to a short elastic restoration time, which can be relevant to the self-healing capacity of ionic conductive polymer.

We expect that more follow-up studies will come out to relate the self-healing capacity of ionic conductive polymers to their mechanical properties with all-atom MD simulations. In particular, questions such as how to define self-healing capacities from MD simulations and how to relate them to measurable experimental quantities should be addressed. By making these efforts, we would be able to understand the molecular mechanisms of self-healing functionality and to extract design principles for novel polymer binder materials.

Acknowledgement

This work was supported by the Knut and Alice Wallenberg Foundation (INTELiSTORE 139501042). The authors thank the funding from the Swedish National Strategic e-Science program eSENCE, STandUP for Energy, and BASE (Batteries Sweden). The simulations were performed on the resources provided by the National Academic Infrastructure for Supercomputing in Sweden (NAISS) at PDC partially funded by the Swedish Research Council through Grant Agreement No. 2022-06725 and through the project access to the LUMI supercomputer, owned by the EuroHPC Joint Undertaking, hosted by CSC (Finland) and the LUMI consortium.

Supporting Information Available

Comparison between LAMMPS and GROMACS simulations with the same force field implementation; strain-rate dependence of Lamé's constants μ and λ ; summary of experimental

references on the Youngs' modulus and viscosity; calculations of elastic restoration time τ_{res} .

References

- (1) Amici, J. et al. A Roadmap for Transforming Research to Invent the Batteries of the Future Designed within the European Large Scale Research Initiative BATTERY 2030+. *Adv. Energy Mater.* **2022**, *12*, 2102785.
- (2) Narayan, R.; Laberty-Robert, C.; Pelta, J.; Tarascon, J.-M.; Dominko, R. Self-Healing: An Emerging Technology for Next-Generation Smart Batteries. *Adv. Energy Mater.* **2021**, 2102652.
- (3) Liu, Y.; Tai, Z.; Zhou, T.; Sencadas, V.; Zhang, J.; Zhang, L.; Konstantinov, K.; Guo, Z.; Liu, H. K. An All-Integrated Anode via Interlinked Chemical Bonding between Double-Shelled-Yolk-Structured Silicon and Binder for Lithium-Ion Batteries. *Adv. Mater.* **2017**, *29*, 1703028.
- (4) Yang, S.; Zhang, Y.; Li, Z.; Takenaka, N.; Liu, Y.; Zou, H.; Chen, W. n.; Du, M.; Hong, X.-J.; Shang, R.; Nakamura, E.; Cai, Y.-P.; Lan, Y.-Q.; Zheng, Y., Qifeng and Yamada; Yamada, A. Rational Electrolyte Design to Form Inorganic-Polymeric Interphase on Silicon-Based Anodes. *ACS Energy Lett.* **2021**, *6*, 1811–1820.
- (5) Zhou, Y.; Li, L.; Han, Z.; Li, Q.; He, J.; Wang, Q. Self-Healing Polymers for Electronics and Energy Devices. *Chem. Rev.* **2022**, *123*, 558–612.
- (6) Chen, J.; Li, F.; Luo, Y.; Shi, Y.; Ma, X.; Zhang, M.; Boukhvalov, D. W.; Lño, Z. A self-healing elastomer based on an intrinsic non-covalent cross-linking mechanism. *J. Mater. Chem. A* **2019**, *7*, 15207–15214.
- (7) Mi, H.; Yang, X.; Li, F.; Zhuang, X.; Chen, C.; Li, Y.; Zhang, P. Self-healing silicon-sodium alginate-polyaniline composites originated from the enhancement hydrogen

- bonding for lithium-ion battery: A combined simulation and experiment study. *J. Power Sources* **2019**, *412*, 749–758.
- (8) Xie, Z.; Hu, B.-L.; Li, R.-W.; Zhang, Q. Hydrogen Bonding in Self-Healing Elastomers. *ACS Omega* **2021**, *6*, 9319–9333.
- (9) Yang, Y.; Ding, X.; Urban, M. W. Chemical and physical aspects of self-healing materials. *Prog. Polym. Sci.* **2015**, *49-50*, 34 – 59.
- (10) Li, B.; Cao, P.-F.; Saito, T.; Sokolov, A. P. Intrinsically Self-Healing Polymers: From Mechanistic Insight to Current Challenges. *Chem. Rev.* **2022**, *123*, 701–735.
- (11) Dufort, B. M.; Tibbitt, M. Design of moldable hydrogels for biomedical applications using dynamic covalent boronic esters. *Mater. Today Chem.* **2019**, *12*, 16–33.
- (12) Zhang, L.; Zhang, L.; Chai, L.; Xue, P.; Hao, W.; Zheng, H. A coordinatively cross-linked polymeric network as a functional binder for high-performance silicon submicro-particle anodes in lithium-ion batteries. *J. Mater. Chem. A* **2014**, *2*, 19036–19045.
- (13) Kwon, T.-w.; Jeong, Y. K.; Deniz, E.; AlQaradawi, S. Y.; Choi, J. W.; Coskun, A. Dynamic Cross-Linking of Polymeric Binders Based on Host–Guest Interactions for Silicon Anodes in Lithium Ion Batteries. *ACS Nano* **2015**, *9*, 11317–11324.
- (14) Yue, L.; Ma, J.; Zhang, J.; Zhao, J.; Dong, S.; Liu, Z.; Cui, G.; Chen, L. All solid-state polymer electrolytes for high-performance lithium ion batteries. *Energy Storage Mater.* **2016**, *5*, 139–164.
- (15) Mindemark, J.; Lacey, M. J.; Bowden, T.; Brandell, D. Beyond PEO—Alternative Host Materials for Li⁺-Conducting Solid Polymer Electrolytes. *Prog. Polym. Sci.* **2018**, *81*, 114–143.
- (16) Zhang, C. et al. 2023 roadmap on molecular modelling of electrochemical energy materials. *JPhys Energy* **2023**, *5*, 041501.

- (17) France-Lanord, A.; Grossman, J. C. Correlations from Ion Pairing and the Nernst-Einstein Equation. *Phys. Rev. Lett.* **2019**, *122*, 136001.
- (18) Fong, K. D.; Self, J.; Diederichsen, K. M.; Wood, B. M.; McCloskey, B. D.; Persson, K. n. A. Ion Transport and the True Transference Number in Nonaqueous Polyelectrolyte Solutions for Lithium Ion Batteries. *ACS Cent. Sci.* **2019**, *5*, 1250 – 1260.
- (19) Zhang, Z.; Wheatle, B. K.; Krajniak, J.; Keith, J. R.; Ganesan, V. Ion Mobilities, Transference Numbers, and Inverse Haven Ratios of Polymeric Ionic Liquids. *ACS Macro Lett.* **2020**, *9*, 84–89.
- (20) Shen, K.-H.; Hall, L. M. Effects of Ion Size and Dielectric Constant on Ion Transport and Transference Number in Polymer Electrolytes. *Macromolecules* **2020**, *53*, 10086–10096.
- (21) Bollinger, J. A.; Stevens, M. J.; Frischknecht, A. L. Quantifying Single-Ion Transport in Percolated Ionic Aggregates of Polymer Melts. *ACS Macro Lett.* **2020**, *9*, 583–587.
- (22) Gudla, H.; Zhang, C.; Brandell, D. Effects of Solvent Polarity on Li-Ion Diffusion in Polymer Electrolytes: An All-atom Molecular Dynamics Study with Charge Scaling. *J. Phys. Chem. B* **2020**, *124*, 8124–8131.
- (23) Gudla, H.; Shao, Y.; Phunnarungsi, S.; Brandell, D.; Zhang, C. Importance of the Ion-Pair Lifetime in Polymer Electrolytes. *J. Phys. Chem. Lett.* **2021**, *12*, 8460–8464.
- (24) Halat, D. M.; Fang, C.; Hickson, D.; Mistry, A.; Reimer, J. A.; Balsara, N. P.; Wang, R. Electric-Field-Induced Spatially Dynamic Heterogeneity of Solvent Motion and Cation Transference in Electrolytes. *Phys. Rev. Lett.* **2022**, *128*, 198002.
- (25) Shao, Y.; Gudla, H.; Brandell, D.; Zhang, C. Transference Number in Polymer Electrolytes: Mind the Reference-Frame Gap. *J. Am. Chem. Soc.* **2022**, *144*, 7583–7587.

- (26) Shao, Y.; Zhang, C. Bruce–Vincent transference numbers from molecular dynamics simulations. *J. Chem. Phys.* **2023**, *158*, 161104.
- (27) Mogurampelly, S.; Sethuraman, V.; Pryamitsyn, V.; Ganesan, V. Influence of nanoparticle-ion and nanoparticle-polymer interactions on ion transport and viscoelastic properties of polymer electrolytes. *J. Chem. Phys.* **2016**, *144*, 154905.
- (28) Verners, O.; Thijsse, B. J.; Duin, A. C. v.; Simone, A. Salt concentration effects on mechanical properties of LiPF₆/poly(propylene glycol) diacrylate solid electrolyte: Insights from reactive molecular dynamics simulations. *Electrochim. Acta* **2016**, *221*, 115–123.
- (29) Sampath, J.; Hall, L. M. Impact of ionic aggregate structure on ionomer mechanical properties from coarse-grained molecular dynamics simulations. *J. Chem. Phys.* **2017**, *147*, 134901.
- (30) Verners, O.; Lyulin, A. V.; Simone, A. Salt concentration dependence of the mechanical properties of LiPF₆/poly(propylene glycol) acrylate electrolyte at a graphitic carbon interface: A reactive molecular dynamics study. *J. Polym. Sci., Part B: Polym. Phys.* **2018**, *56*, 718–730.
- (31) Sampath, J.; Hall, L. M. Impact of ion content and electric field on mechanical properties of coarse-grained ionomers. *J. Chem. Phys.* **2018**, *149*, 163313.
- (32) Brinson, H. F.; Brinson, L. C. *Polymer Engineering Science and Viscoelasticity: An Introduction*; 2015; pp 1–482.
- (33) Suter, U.; Eichinger, B. Estimating elastic constants by averaging over simulated structures. *Polymer* **2002**, *43*, 575–582.
- (34) Clancy, T. C.; Frankland, S. J.; Hinkley, J. A.; Gates, T. S. Molecular modeling for

- calculation of mechanical properties of epoxies with moisture ingress. *Polymer* **2009**, *50*, 2736–2742.
- (35) David, A.; De Nicola, A.; Tartaglino, U.; Milano, G.; Raos, G. Viscoelasticity of Short Polymer Liquids from Atomistic Simulations. *J. Electrochem. Soc.* **2019**, *166*, B3246–B3256.
- (36) Liu, H.; Maginn, E.; Visser, A. E.; Bridges, N. J.; Fox, E. B. Thermal and Transport Properties of Six Ionic Liquids: An Experimental and Molecular Dynamics Study. *Ind. Eng. Chem. Res.* **2012**, *51*, 7242–7254.
- (37) Ramírez, J.; Sukumaran, S. K.; Vorselaars, B.; Likhtman, A. E. Efficient on the fly calculation of time correlation functions in computer simulations. *J. Chem. Phys.* **2010**, *133*.
- (38) Paul Müller, Python multiple-tau algorithm (Version 0.3.3). <https://pypi.python.org/pypi/multipletau/>, 2012; Accessed: 2023-09-01.
- (39) Adeyemi, O. Molecular dynamics investigation of viscoelastic properties of polymer melts. Ph.D. thesis, 2022.
- (40) Adeyemi, O.; Zhu, S.; Xi, L. Equilibrium and non-equilibrium molecular dynamics approaches for the linear viscoelasticity of polymer melts. *Phys. Fluids* **2022**, *34*.
- (41) Wang, J.; Wolf, R. M.; Caldwell, J. W.; Kollman, P. A.; Case, D. A. Development and testing of a general amber force field. *J. Comput. Chem.* **2004**, *25*, 1157–1174.
- (42) Thompson, A. P.; Aktulga, H. M.; Berger, R.; Bolintineanu, D. S.; Brown, W. M.; Crozier, P. S.; in 't Veld, P. J.; Kohlmeyer, A.; Moore, S. G.; Nguyen, T. D.; Shan, R.; Stevens, M. J.; Tranchida, J.; Trott, C.; Plimpton, S. J. LAMMPS - a flexible simulation tool for particle-based materials modeling at the atomic, meso, and continuum scales. *Comp. Phys. Comm.* **2022**, *271*, 108171.

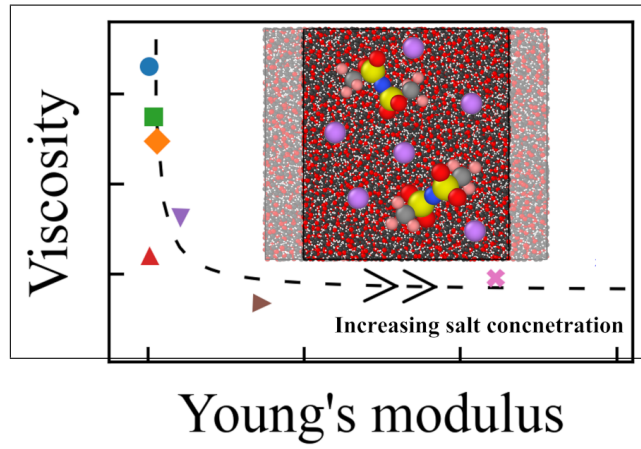
- (43) Abraham, M. J.; Murtola, T.; Schulz, R.; Páll, S.; Smith, J. C.; Hess, B.; Lindah, E. GROMACS: High performance molecular simulations through multi-level parallelism from laptops to supercomputers. *SoftwareX* **2015**, *1-2*, 19–25.
- (44) Evans, D. J.; Holian, B. L. The Nose–Hoover thermostat. *J. Chem. Phys.* **1985**, *83*, 4069–4074.
- (45) Evans, D. J.; Morriss, G. P. Nonlinear-response theory for steady planar Couette flow. *Phys. Rev. A* **1984**, *30*, 1528–1530.
- (46) Nosé, S.; Klein, M. Constant pressure molecular dynamics for molecular systems. *Mol. Phys.* **1983**, *50*, 1055–1076.
- (47) Wu, C. Bulk modulus of poly(ethylene oxide) simulated using the systematically coarse-grained model. *Comput. Mater. Sci.* **2019**, *156*, 89–95.
- (48) Greaves, G. N.; Greer, A. L.; Lakes, R. S.; Rouxel, T. Poisson’s ratio and modern materials. *Nat. Mater.* **2011**, *10*, 823–837.
- (49) Li, J.; Zhu, K.; Yao, Z.; Qian, G.; Zhang, J.; Yan, K.; Wang, J. A promising composite solid electrolyte incorporating LLZO into PEO/PVDF matrix for all-solid-state lithium-ion batteries. *Ionics* **2020**, *26*, 1101–1108.
- (50) Jee, A.-Y.; Lee, H.; Lee, Y.; Lee, M. Determination of the elastic modulus of poly(ethylene oxide) using a photoisomerizing dye. *Chem. Phys.* **2013**, *422*, 246–250.
- (51) Angulakshmi, N.; Kumar, R. S.; Kulandainathan, M. A.; Stephan, A. M. Composite Polymer Electrolytes Encompassing Metal Organic Frame Works: A New Strategy for All-Solid-State Lithium Batteries. *J. Phys. Chem. C* **2014**, *118*, 24240–24247.
- (52) Karuppasamy, K.; Rhee, H. W.; Reddy, P. A.; Gupta, D.; Mitu, L.; Polu, A. R.; Sahaya Shajan, X. Ionic liquid incorporated nanocomposite polymer electrolytes for recharge-

- able lithium ion battery: A way to achieve improved electrochemical and interfacial properties. *J. Ind. Eng. Chem.* **2016**, *40*, 168–176.
- (53) Karuppasamy, K.; Kim, D.; Kang, Y. H.; Prasanna, K.; Rhee, H. W. Improved electrochemical, mechanical and transport properties of novel lithium bisnonafluoro-1-butanefluoroborate (LiBNFBSI) based solid polymer electrolytes for rechargeable lithium ion batteries. *J. Ind. Eng. Chem.* **2017**, *52*, 224–234.
- (54) Lee, J.; Howell, T.; Rottmayer, M.; Boeckl, J.; Huang, H. Free-Standing PEO/LiTFSI/LAGP Composite Electrolyte Membranes for Applications to Flexible Solid-State Lithium-Based Batteries. *J. Electrochem. Soc.* **2019**, *166*, A416–A422.
- (55) Ye, Y.-S.; Wang, H.; Bi, S.-G.; Xue, Y.; Xue, Z.-G.; Zhou, X.-P.; Xie, X.-L.; Mai, Y.-W. High performance composite polymer electrolytes using polymeric ionic liquid-functionalized graphene molecular brushes. *J. Mater. Chem. A* **2015**, *3*, 18064–18073.
- (56) Likhtman, A. E.; Sukumaran, S. K.; Ramirez, J. Linear viscoelasticity from molecular dynamics simulation of entangled polymers. *Macromolecules* **2007**, *40*, 6748–6757.
- (57) Bakar, R.; Darvishi, S.; Aydemir, U.; Yahsi, U.; Tav, C.; Menciloglu, Y. Z.; Senses, E. Decoding Polymer Architecture Effect on Ion Clustering, Chain Dynamics, and Ionic Conductivity in Polymer Electrolytes. *ACS Appl. Energy Mater.* **2023**, *6*, 4053–4064.
- (58) Niedzwiedz, K.; Wischniewski, A.; Pyckhout-Hintzen, W.; Allgaier, J.; Richter, D.; Faraone, A. Chain dynamics and viscoelastic properties of poly(ethylene oxide). *Macromolecules* **2008**, *41*, 4866–4872.
- (59) Verdier, C. Rheological Properties of Living Materials. From Cells to Tissues. *Theor. Med.* **2003**, *5*, 67–91.
- (60) Behbahani, A. F.; Schneider, L.; Rissanou, A.; Chazirakis, A.; Bačová, P.; Jaña, P. K.; Li, W.; Doxastakis, M.; Políńska, P.; Burkhart, C.; Müller, M.; Harmandariš, V. A.

Dynamics and Rheology of Polymer Melts via Hierarchical Atomistic, Coarse-Grained, and Slip-Spring Simulations. *Macromolecules* **2021**, *54*, 2740–2762.

- (61) Rubinstein, M.; Colby, R. H. *Polymer physics*, 1st ed.; Oxford University Press Oxford: Oxford, 2016.
- (62) Angell, C. A.; Imrie, C. T.; Ingram, M. D. From simple electrolyte solutions through polymer electrolytes to superionic rubbers: some fundamental considerations. *Polym. Int.* **1998**, *47*, 9–15.

TOC Graphic



Supporting Information:
**Salt effects on the mechanical properties of ionic
conductive polymer: a molecular dynamics study**

Harish Gudla, Kristina Edström, and Chao Zhang*

*Department of Chemistry—Ångström Laboratory, Uppsala University, Lägerhyddsvägen 1,
Box 538, 75121 Uppsala, Sweden*

E-mail: chao.zhang@kemi.uu.se

Comparison between LAMMPS and GROMACS simulations with the same force field implementation

The procedure of computing T_g and the Nernst-Einstein conductivity σ_{NE} can be found in previous publications.^{1,2}

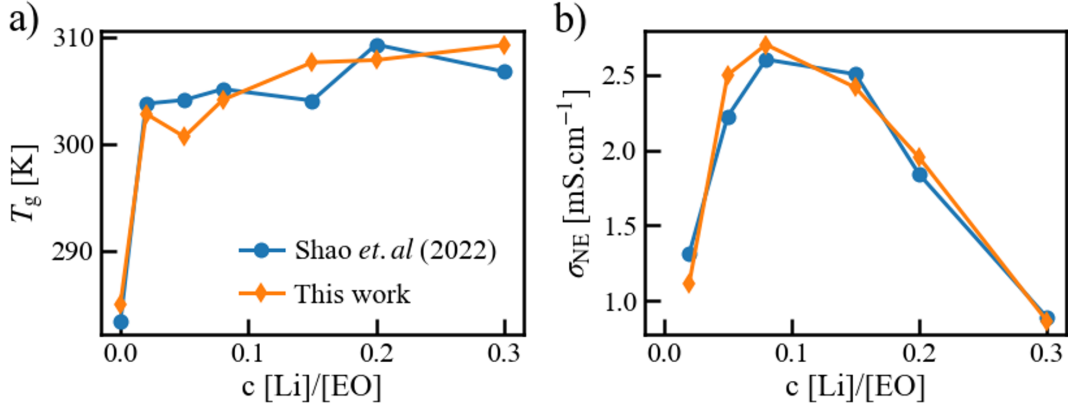


Figure S1: Comparing a) the glass transition temperature T_g and b) the Nernst-Einstein ionic conductivity σ_{NE} from GROMACS and LAMMPS simulations with the same GAFF parameterization.

Calculation of end-to-end relaxation time

The end-to-end distance autocorrelation function $C(t)$ of polymer chains for all systems were plotted in Fig. S2, the shaded region corresponds to standard deviation from three different time origins. The relaxation time τ_{ee} is obtained by fitting $C(t)$ to a simple exponential decay function according to Eq.1.

$$C(t) = \frac{\langle R_{ee}(t_0) \cdot R_{ee}(t_0 + t) \rangle}{R_{ee}^2(t_0)} = \exp\left(\frac{-t}{\tau_{ee}}\right) \quad (1)$$

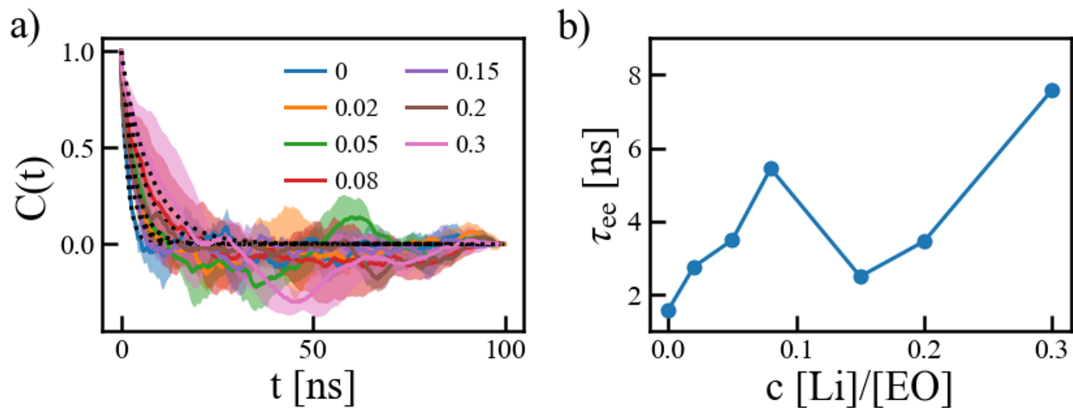


Figure S2: a) Autocorrelation functions of end-to-end distance vector for PEO and PEO-LiTFSI systems at different salt concentrations. Dashed lines are fits to the exponential decay functions. b) End-to-end relaxation time τ_{ee} as a function of salt concentration.

Strain-rate dependence of Lamé's constants μ and λ

The Lamé's constants, μ and λ calculated for all the systems according to the Eq. 2 in main text at different temperatures, were plotted in Fig. S3. Since, Young's modulus E and shear modulus G are directly proportional to μ , the similar strain rate dependence can also be observed there. From Figs. S3b,d, the λ values are independent of the strain rates, which was also reflected from bulk modulus B . Finally, the Poisson's ratio ν was inversely dependent on μ , therefore, an opposite strain-rate dependence was observed.

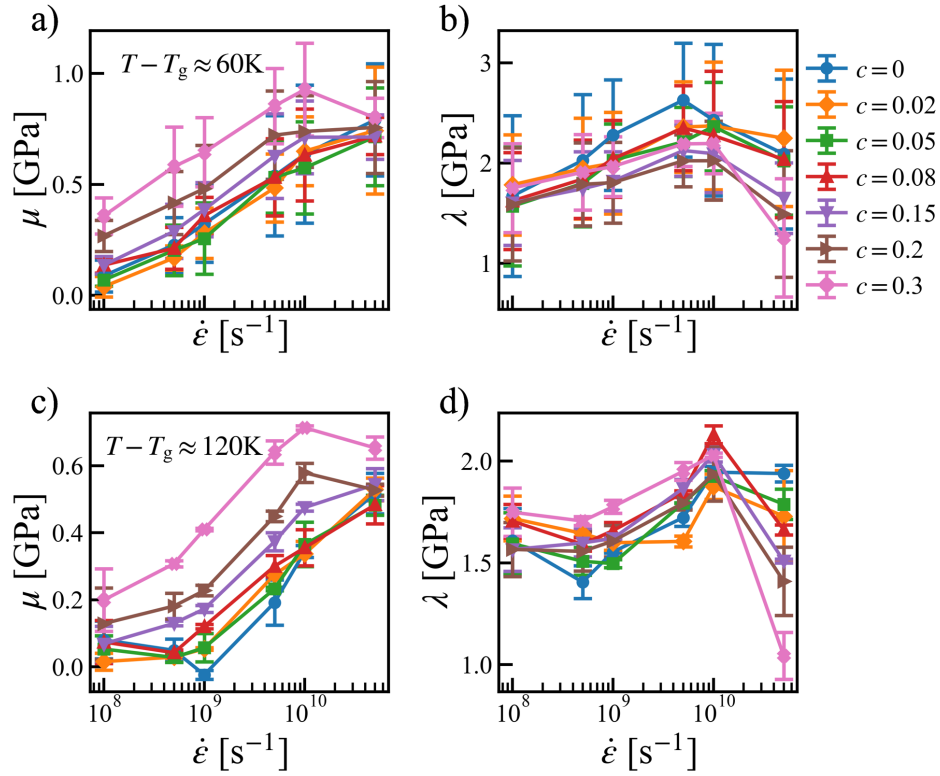


Figure S3: Lamé's constants, μ (a,c) and λ (b,d) as function of strain rates at different concentrations and temperatures $T - T_g \approx 60\text{K}$ and $T - T_g \approx 120\text{K}$.

Summary of experimental references on the Young's modulus and viscosity

To compare the Young's modulus and equilibrium viscosities obtained from our simulations with the experimental data, a number of references were found from the literature for the PEO-based electrolytes systems and their details can be found in Table 1. In Refs. 3–6, the Young's modulus was estimated from the stress-strain curves in the elastic regime, i.e. 2-5% of strain.

Table 1: Experimental data extracted from literature. The name of the reference (Ref.), the polymer electrolyte system (System) and glass transition temperature T_g ,K in parentheses, polymer molecular weight (M_w) in $\text{kg}\cdot\text{mol}^{-1}$, salt concentration c [Li]/[EO], strain rate $\dot{\epsilon}$ in s^{-1} , measured temperature T in K or RT for room temperature, Young’s modulus E in MPa and measured equilibrium viscosity η in $\text{Pa}\cdot\text{s}$.

Ref.	System	M_w	c	$\dot{\epsilon}$	T	E	η
Li <i>et al.</i> ³	PEO	300	-	0.05	RT	160	-
Jee <i>et al.</i> ⁷	PEO	1.1	-	0.01	RT	31	-
Angulakshmi <i>et al.</i> ⁴	PEO:LiTFSI	300	0.05	0.00055	RT	40	-
Karuppasamy <i>et al.</i> ⁵	PEO:LiTFSI	200	0.125	0.002	RT	480	-
Karuppasamy <i>et al.</i> ⁸	PEO:LiBNFSI	4000	0.05	0.01	RT	500	-
			0.0625			27.5	
			0.071			12	
Lee <i>et al.</i> ⁹	PEO:LiTFSI	400	0	0.017	RT	332.5	-
			0.05			23.2	
Ye <i>et al.</i> ⁶	PEO:LiCLO ₄	600	0.0625	0.0014	RT	5	-
Bakar <i>etal.</i> ¹⁰	PEO:LiTFSI ($T_g \approx 230$)	20	0	-	348	-	36875
			0.025				20129
			0.05				16150
			0.085				12241
			0.1				8682
			0.2				5075
Niedzwiedz <i>et al.</i> ¹¹	PEO ($T_g = 190$)	0.89	-	-	308	-	0.126
					313		0.110
					318		0.087
					323		0.071

Calculations of elastic restoration time τ_{res}

The final configurations from the uniaxial tensile deformed system (20% deformation) in all three directions and six strain rates were used in the NPT simulations with Nosé-Hoover thermostat¹² and barostat¹³ for 5 ns and densities were saved every 0.05 ps. The choice of simulation time is sufficient as the densities reach the equilibrium values within this time scale. The ratio of equilibrium density (ρ_{eq}) with instantaneous density (ρ) at different strain rates and salt concentrations were plotted in Fig. S4 and were then fitted with a simple exponential decay function to calculate elastic restoration time τ_{res} .

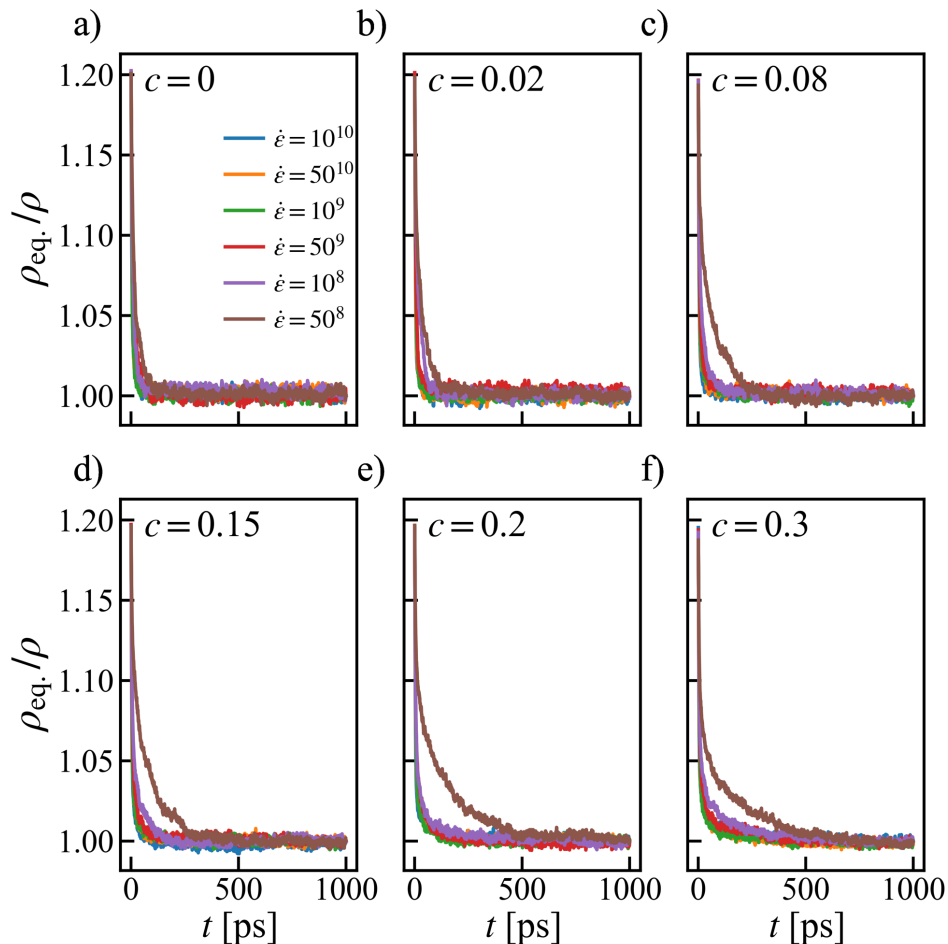


Figure S4: The ratio of equilibrium density $\rho_{\text{eq.}}$ with instantaneous density ρ at different strain rates for the neat PEO (a) and PEO-LiTFSI systems at different salt concentrations (b to f).

References

- (1) Gudla, H.; Zhang, C.; Brandell, D. Effects of Solvent Polarity on Li-Ion Diffusion in Polymer Electrolytes: An All-atom Molecular Dynamics Study with Charge Scaling. *J. Phys. Chem. B* **2020**, *124*, 8124–8131.
- (2) Shao, Y.; Gudla, H.; Brandell, D.; Zhang, C. Transference Number in Polymer Electrolytes: Mind the Reference-Frame Gap. *J. Am. Chem. Soc.* **2022**, *144*, 7583–7587.
- (3) Li, J.; Zhu, K.; Yao, Z.; Qian, G.; Zhang, J.; Yan, K.; Wang, J. A promising composite

- solid electrolyte incorporating LLZO into PEO/PVDF matrix for all-solid-state lithium-ion batteries. *Ionics* **2020**, *26*, 1101–1108.
- (4) Angulakshmi, N.; Kumar, R. S.; Kulandainathan, M. A.; Stephan, A. M. Composite Polymer Electrolytes Encompassing Metal Organic Frame Works: A New Strategy for All-Solid-State Lithium Batteries. *J. Phys. Chem. C* **2014**, *118*, 24240–24247.
- (5) Karuppasamy, K.; Rhee, H. W.; Reddy, P. A.; Gupta, D.; Mitu, L.; Polu, A. R.; Sahaya Shajan, X. Ionic liquid incorporated nanocomposite polymer electrolytes for rechargeable lithium ion battery: A way to achieve improved electrochemical and interfacial properties. *J. Ind. Eng. Chem.* **2016**, *40*, 168–176.
- (6) Ye, Y.-S.; Wang, H.; Bi, S.-G.; Xue, Y.; Xue, Z.-G.; Zhou, X.-P.; Xie, X.-L.; Mai, Y.-W. High performance composite polymer electrolytes using polymeric ionic liquid-functionalized graphene molecular brushes. *J. Mater. Chem. A* **2015**, *3*, 18064–18073.
- (7) Jee, A.-Y.; Lee, H.; Lee, Y.; Lee, M. Determination of the elastic modulus of poly(ethylene oxide) using a photoisomerizing dye. *Chem. Phys.* **2013**, *422*, 246–250.
- (8) Karuppasamy, K.; Kim, D.; Kang, Y. H.; Prasanna, K.; Rhee, H. W. Improved electrochemical, mechanical and transport properties of novel lithium bisnonafluoro-1-butanefluoroborate (LiBNFSI) based solid polymer electrolytes for rechargeable lithium ion batteries. *J. Ind. Eng. Chem.* **2017**, *52*, 224–234.
- (9) Lee, J.; Howell, T.; Rottmayer, M.; Boeckl, J.; Huang, H. Free-Standing PEO/LiTFSI/LAGP Composite Electrolyte Membranes for Applications to Flexible Solid-State Lithium-Based Batteries. *J. Electrochem. Soc.* **2019**, *166*, A416–A422.
- (10) Bakar, R.; Darvishi, S.; Aydemir, U.; Yahsi, U.; Tav, C.; Menciloglu, Y. Z.; Senses, E. Decoding Polymer Architecture Effect on Ion Clustering, Chain Dynamics, and Ionic Conductivity in Polymer Electrolytes. *ACS Appl. Energy Mater.* **2023**, *6*, 4053–4064.

- (11) Niedzwiedz, K.; Wischniewski, A.; Pyckhout-Hintzen, W.; Allgaier, J.; Richter, D.; Faraone, A. Chain dynamics and viscoelastic properties of poly(ethylene oxide). *Macromolecules* **2008**, *41*, 4866–4872.

- (12) Evans, D. J.; Holian, B. L. The Nose–Hoover thermostat. *J. Chem. Phys.* **1985**, *83*, 4069–4074.

- (13) Nosé, S.; Klein, M. Constant pressure molecular dynamics for molecular systems. *Mol. Phys.* **1983**, *50*, 1055–1076.