




Floquet second-order topological Anderson insulator hosting corner localized modes

Arnob Kumar Ghosh ^{1,2,3,*} Tanay Nag ^{4,†} and Arijit Saha ^{1,2,‡}

¹*Institute of Physics, Sachivalaya Marg, Bhubaneswar-751005, India*

²*Homi Bhabha National Institute, Training School Complex, Anushakti Nagar, Mumbai 400094, India*

³*Department of Physics and Astronomy, Uppsala University, Box 516, 75120 Uppsala, Sweden*

⁴*Department of Physics, BITS Pilani-Hyderabad Campus, Telangana 500078, India*

The presence of random disorder in a metallic system accounts for the localization of extended states in general. On the contrary, the presence of disorder can induce topological phases hosting metallic boundary states out of a non-topological system, giving birth to the topological Anderson insulator phase. In this context, we theoretically investigate the generation of an out of equilibrium higher-order topological Anderson phase in the presence of disorder potential in a time-periodic dynamical background. In particular, the time-dependent drive and the disorder potential concomitantly render the generation of Floquet higher-order topological Anderson insulator (FHOTAI) phase, while the clean, undriven system is topologically trivial. We showcase the generation of FHOTAI hosting both 0- and π -modes. Most importantly, we develop the real space topological invariant- a winding number based on chiral symmetry to characterize the Floquet 0- and π -modes distinctly. This chiral winding number serves the purpose of the indicator for the topological phase transition in the presence of drive as well as disorder and appropriately characterizes the FHOTAI.

Introduction.— Disorder is an integral part of condensed matter systems, which may originate via crystal defects, impurity atoms, external perturbations, etc., and is almost inescapable [1]. Disorders seem to negatively affect the physical systems as in the case of Anderson localization, where disorder propels the transition from a metallic state to an insulating state when the disorder strength is adequate, and the system translates to a localized state [2]. On the other hand, in the case of a topological insulator (TI), the boundary states are immune to weak and symmetry-preserving disorder since backscattering is forbidden for such states [3–6]. However, it has been theoretically proposed [7–17] and later experimentally demonstrated [18–20] that a system can host non-trivial phase in the presence of disorder, which otherwise is a topologically trivial phase in the clean case. These disorder-induced TIs are coined as topological Anderson insulators (TAIs).

On the other hand, higher-order TIs (HOTIs) hosting $(d - n)$ -dimensional boundary modes, have acquired significant research interest [21–39]; with d and n being the dimension and topological order of the system, respectively such that $n \geq 2$. Recently, the disorder-induced topological phase in the context of HOTIs has been investigated where a symmetry-preserving disorder configuration is employed to showcase the generation of higher-order TAI (HOTAI) [40–51]. The latter has also been demonstrated experimentally employing a electrical circuit setup [46]. In recent times, HOTIs have been generated in a driven out-of-equilibrium scenario while starting from a trivial static phase [52–69]. These dynamical HOTIs, so-called Floquet HOTIs (FHOTIs), can possess

both 0- as well as π -modes while the latter do not have any static analog [56, 58, 59, 63, 65–67].

In the context of periodically driven systems, disorder can foster the generation of Floquet TAIs (FTAIs) [70–78]. The FTAIs host only 0-modes in the high-frequency limit and can still be characterized by the static topological invariants in real space [70]. However, when the driving frequency is of the order of the system’s bandwidth, the system may possess the π -modes along with the concurrent 0-modes [79–86]. In this scenario, one needs to construct a real space topological invariant than can capture the topological phases of the system unambiguously [71, 72].

Given this framework, the HOTAI has been investigated in a driven setup employing the high-frequency approximation [87]. This setup only exhibits higher-order modes around quasienergy zero. However, it is not yet known in the current literature how to engineer a Floquet HOTAI (FHOTAI) hosting both the 0- and anomalous π -modes. Moreover, the clean FHOTI hosting 0 and π -modes can be characterized employing quadrupolar and octupolar motions [58, 88]. These higher-order topological invariants require the translational symmetry, constraining to implement a momentum space formalism only, and mirror symmetries. Thus, it is essential to develop a real space topological invariant that can be employed to characterize the 0- and π -modes distinctly in FHOTAI phase for the out of equilibrium scenario while explicitly not depending upon the mirror symmetry protection.

In this letter, we consider a step-drive protocol in the presence of disorder to engineer the Floquet second-order TAI (FSOTAI) phase from a clean trivial phase. We also employ a real space formalism to develop a topological index that can successfully characterize the 0 and π modes for a chiral-symmetry protected FSOTAI. We further study the localization properties of the disordered driven system by employing level spacing statistics (LSS).

* arnob.ghosh@physics.uu.se

† tanay.nag@hyderabad.bits-pilani.ac.in

‡ arijit@iopb.res.in

Driving protocol and generation of FSOTAI.— We consider a three-step driving protocol based on a quantum spin Hall insulator with a fourfold rotation (C_4) and time-reversal (\mathcal{T}) symmetry breaking Wilson-Dirac mass term as [25, 35, 53, 57, 67]

$$\begin{aligned} H(t) &= h_1 ; & t \in [0, T/4] , \\ &= h_2 ; & t \in (T/4, 3T/4] , \\ &= h_3 ; & t \in (3T/4, T] . \end{aligned} \quad (1)$$

Here, T represents the time period of the drive, and the step Hamiltonians $h_{1,2,3}$ based on a square lattice geometry reads as

$$\begin{aligned} h_1 &= h_3 = \sum_{i,j} c_{i,j}^\dagger (J_1 + V_{ij}) \Gamma_1 c_{i,j} , \\ h_2 &= \sum_{i,j} c_{i,j}^\dagger \frac{J_2}{2} (\Gamma_1 c_{i+1,j} + \Gamma_1 c_{i,j+1} + i\Gamma_2 c_{i+1,j} + i\Gamma_3 c_{i,j+1} \\ &\quad + \Gamma_4 c_{i+1,j} - \Gamma_4 c_{i,j+1}) + \text{h.c.} , \end{aligned} \quad (2)$$

where $c_{i,j}$ represent electron creation operator at lattice site (i, j) with i and j denoting the lattice sites along x - and y -directions, respectively. Here, J_1 and J_2 symbolize the driving strengths, and V_{ij} represents the uniformly distributed onsite random disorder such that $V_{ij} \in [-w/2, w/2]$. The 4×4 Γ matrices are given as $\Gamma_1 = \sigma_z s_0$, $\Gamma_2 = \sigma_x s_z$, $\Gamma_3 = \sigma_y s_0$, $\Gamma_4 = \sigma_x s_x$; with σ and s acting on the orbital and spin degrees of freedom, respectively. Here, h_2 breaks the mirror symmetries. However, $h_{1,2,3}$ respects the chiral symmetry generated by $S = \sigma_x s_y$. The chiral symmetry plays a pivotal role in defining the topological invariant for this driven system.

To solve this time-dependent problem, we construct the time-evolution operator employing the time-ordered (TO) notation as

$$U(t, 0) = \text{TO} \exp \left[-i \int_0^t H(t') dt' \right] . \quad (3)$$

The Floquet operator $U(T, 0)$ reflects the outcomes of the driven system. In the absence of disorder i.e., $V_{ij} = 0$, one can construct the Floquet operator in momentum space, which enables us to keep track of the topological phase diagram analytically [58, 67, 88]. In particular, one obtains the quasienergy spectra as $U(T, 0; \mathbf{k}) |\Psi(\mathbf{k})\rangle = E(\mathbf{k}) |\Psi(\mathbf{k})\rangle$. The corresponding phase diagram is depicted in Fig. 1 by considering $E(\mathbf{k}) = 0/\pm\pi$; with $\mathbf{k} = (0, 0)/(\pi, \pi)$ [67, 88, 89]. The blue lines represent the phase boundaries where the bulk gap closes at quasienergies 0 or π . To understand different parts of this phase diagram, one can diagonalize the corresponding Floquet operator considering a finite size system with open boundary condition (OBC) along both directions. We observe that the phase diagram is divided into four parts- region 1 (R1) supporting only 0-modes, region 2 (R2) exhibiting a trivial phase, region 3 (R3) with only π -modes, and region 4 (R4) hosting both 0- and π -modes (see supplemental material (SM) [90] for details).

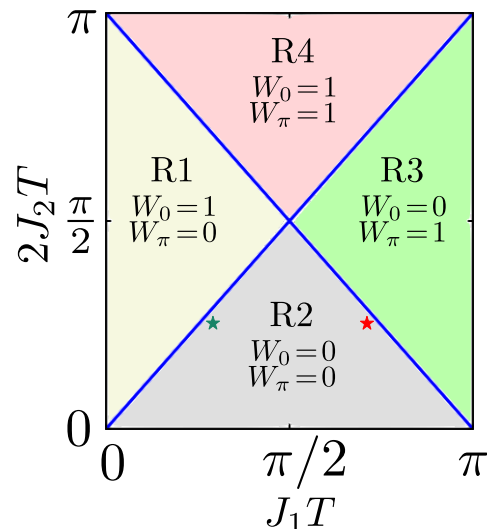


FIG. 1. We illustrate the phase diagram in the J_1T - J_2T plane considering the driving protocol introduced in Eq. (1) for $V_{ij} = 0$ i.e., a clean driven system. The phase diagram is divided into four parts- R1, R2, R3, and R4.

Having investigated the phases for the driven clean system, we discuss the generation of FSOTAI in the presence of disorder while starting from a clean topologically trivial phase. First, we choose a point in the phase space, indicated by a green star in Fig. 1 (within R2 phase). Then, as we introduce the onsite random disorder potential in the system, we observe the presence of the modes around quasienergy zero in the disorder-averaged eigenvalue spectrum as illustrated in Fig. 2(a). The corresponding disorder-averaged local density of states (LDOS) featuring corner localized modes is depicted in Fig. 2(b). Interestingly, we also demonstrate the generation of disorder-induced π -modes in Fig. 2(c) choosing one point within the clean R2 regime (denoted by the red star in Fig. 1). One can observe the presence of four π -modes from the disorder-averaged quasienergy spectrum [see Fig. 2(c)]. The LDOS associated with the π -modes is depicted in Fig. 2(d). Note that, the eigenvalue spectrum depicted in the inset of Fig. 2(a) and Fig. 2(c) indicates the absence of any topological modes around zero quasienergy as well as $\pm\pi$ when disorder strength $w = 0$ in the trivial phase (R2). Thus, we have successfully demonstrated the generation of the FSOTAI phase in the presence of strong disorder and this serves as the first prime result of this manuscript.

Topological characterization.— To investigate the topological nature of the FSOTAI phase and find a phase diagram in the parameter space, we develop a topological invariant that can be employed to characterize the phase in the presence of disorder and most importantly should be able to distinguish between 0- and π -modes. We exploit the chiral symmetry present in our system even in the presence of disorder. This symmetry demands the following relation in the pres-

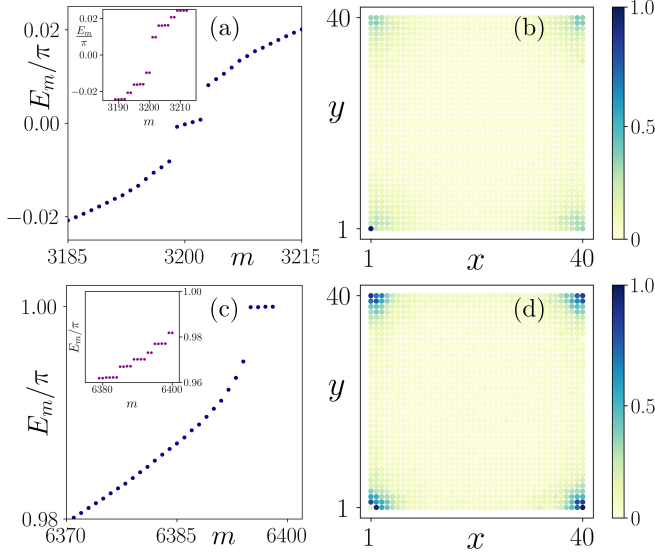


FIG. 2. In panels (a) and (b) [(c) and (d)], we depict the eigenvalue spectrum E_m close to quasienergy 0 [π] as a function of the state index m and the LDOS at $E_m = 0$ [π] as a function of the system dimensions. While the absence of any topological modes around $E_m = 0$ [π] is evident from the insets of (a) [(c)] where $w = 0$. The parameters are chosen in regime R2 of Fig. 1. In particular, we choose $(J_1, J_2) = (0.8, \pi/8)$ (highlighted by a green star in Fig. 1) and $w = 1.0$ [$(J_1, J_2) = (2.31, \pi/8)$ (indicated by a red star in Fig. 1) and $w = 1.5$] for panels (a) and (b) [(c) and (d)]. We consider $T = 2.0$ and our system comprises of 40×40 lattice sites with 100 random disorder configurations.

ence of a periodic drive: $SH(t)S = -H(T-t)$, such that the time-evolution operator and the Floquet operator transform as $SU(t,0)S = U(T-t,0)U^\dagger(T,0)$ and $SU(T,0)S = U^\dagger(T,0)$, respectively [90]. Furthermore, the chiral symmetry allows us to divide the full time-period T into two parts: first part $U_c = U(T/2,0)$ and second part $SU_c^\dagger S = U(T, T/2)$, such that one can define two operators $U_1 = SU_c^\dagger SU_c$ and $U_2 = U_c SU_c^\dagger S$. Here, U_1 and U_2 represent the full period evolution operator starting from $t = 0$ and $t = T/2$, respectively and both of them satisfy $SU_{1,2}S = U_{1,2}^\dagger$ [91]. Consequently, we can define two effective Hamiltonians corresponding to these two Floquet operators as $H_{\text{eff}}^{1,2} = \frac{i}{T} \ln U_{1,2}$ so that they preserve the chiral symmetry: $SH_{\text{eff}}^{1,2}S = -H_{\text{eff}}^{1,2}$. We employ the chiral basis U_S in which the chiral symmetry operator is diagonal such that $U_S^\dagger S U_S = \text{diag}(1, 1, \dots, -1, -1, \dots)$. In this basis, the effective Hamiltonians possess an anti-diagonal form as

$$U_S^\dagger H_{\text{eff}}^{1,2} U_S = \tilde{H}_{\text{eff}}^{1,2} = \begin{pmatrix} 0 & h_{1,2} \\ h_{1,2}^\dagger & 0 \end{pmatrix}. \quad (4)$$

Then, one can employ singular value decomposition of h_j such that $h_j = U_A^j \Sigma_j U_B^j$; with $j = 1, 2$ and Σ_j contain the singular values. Here, A and B represent different subspaces with positive and negative values of $U_S^\dagger S U_S$,

respectively. Here, $U_\sigma^j = (\psi_1^{j,\sigma}, \psi_2^{j,\sigma}, \psi_3^{j,\sigma}, \dots, \psi_{N_\sigma}^{j,\sigma})$ and $\psi_n^{j,\sigma}$'s are the eigenstates defined on subspace $\sigma (= A, B)$. Hence, we can define two winding numbers corresponding to h_j as $\nu_j = \nu_j[h_j]$, such that [92–94]

$$\nu_j[h_j] = \frac{1}{2\pi i} \text{Tr} [\log (\chi A \chi_B^{-1})]. \quad (5)$$

Limited to one-dimension, one may identify χ_σ as a polarization operator projected onto the σ^{th} sector of the eigenstate in the occupied band such that $\chi_\sigma = U_\sigma^{-1} P^\sigma U_\sigma$ [93]; with $P^\sigma = \sum_{i,\alpha \in \sigma} c_{i,\alpha}^\dagger \exp[-i\frac{2\pi}{L}x] c_{i,\alpha}$ i.e., the polarization operator defined on the A or B subspace.

Translating towards a higher-order phase in two dimensions, we consider χ_σ to be the projected quadrupolar operator such that $\chi_\sigma = U_\sigma^{-1} Q^\sigma U_\sigma$ [94] where the quadrupolar operator on the sector A or B is defined as $Q^\sigma = \sum_{i,j,\alpha \in \sigma} c_{i,j,\alpha}^\dagger \exp[-i\frac{2\pi}{L^2}xy] c_{i,j,\alpha}$. With this definition of winding numbers, we now find the correct combination of ν_j 's to obtain the number of $0/\pi$ -modes per corner [91]. In particular, ν_j 's provide us with the difference between the total number of modes present per corner at subspace A and B corresponding to H_{eff}^j . Thus, we can represent ν_j 's as

$$\nu_j = (n_{A,0}^j + n_{A,\pi}^j) - (n_{B,0}^j + n_{B,\pi}^j), \quad (6)$$

where, $n_{\sigma,\epsilon}^j$ represents the number of modes per corner residing on subspace σ at quasienergy $\epsilon = 0, \pi$. We investigate the location of the $0/\pi$ -modes on the subspace A/B from U_1 and U_2 . To this end, we consider $|\Psi_1\rangle$ to be the corner state and an eigenstate of U_1 such that $U_1 |\Psi_1\rangle = e^{-i\epsilon} |\Psi_1\rangle$; with $\epsilon \in \{0, \pi\}$. The state $|\Psi_1\rangle$ is also an eigenstate of the chiral symmetry operator: $S |\Psi_1\rangle = e^{-i\eta} |\Psi_1\rangle$ with $\eta = 0$ and π corresponding to A and B , respectively. Thus, the corner mode can occupy only one of the subspaces. Afterward, we consider a corner state $|\Psi_2\rangle$ which is an eigenstate of U_2 : $U_2 |\Psi_2\rangle = e^{-i\epsilon} |\Psi_2\rangle$. We find that $|\Psi_2\rangle = U_c |\Psi_1\rangle$ and the operation of the chiral symmetry on $|\Psi_2\rangle$ reads as $S |\Psi_2\rangle = e^{-i(\eta-\epsilon)} |\Psi_2\rangle$. Thus, we can now investigate which subspace the corner states $|\Psi_1\rangle$ and $|\Psi_2\rangle$ occupy at different quasienergies. In particular, for the 0 -modes, $|\Psi_1\rangle$ and $|\Psi_2\rangle$ occupy the same subspace while for the π -mode, $|\Psi_2\rangle$ and $|\Psi_1\rangle$ are on the different subspace [90]. Thus, one obtains the following relations: $n_{A,\pi}^2 - n_{B,\pi}^1 = n_{B,\pi}^2 - n_{A,\pi}^1 = 0$ and $n_{A,0}^2 - n_{A,0}^1 = n_{B,0}^2 - n_{B,0}^1 = 0$. The number of 0 and π modes per corner is the difference between the number of modes at each subspace i.e., $n_\epsilon = n_{A,\epsilon} - n_{B,\epsilon}$ with $n_{\sigma,\epsilon} = n_{\sigma,\epsilon}^1 + n_{\sigma,\epsilon}^2$. Thus, we can define the topological index as the number of 0 and π modes per corner as

$$W_0 = \frac{\nu_1 + \nu_2}{2}, \text{ and } W_\pi = \frac{\nu_1 - \nu_2}{2}. \quad (7)$$

The above equation is the second prime result of this manuscript. We employ these winding numbers to topologically characterize the FSOTAI phase and chart out

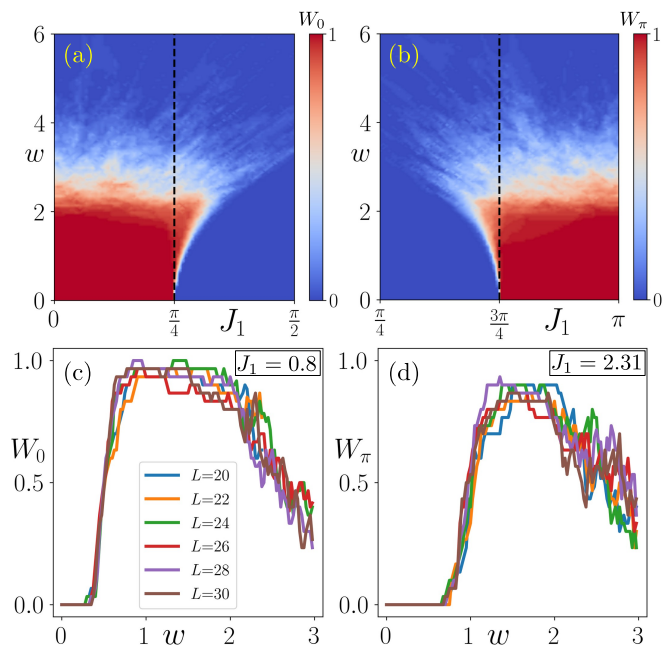


FIG. 3. We depict the phase diagram in the J_1 - w plane in terms of W_0 and W_π in panels (a) and (b), respectively. The vertical black dashed line represents the topological region in the clean limit, while the extended region to the “right and left” of that line indicate the FSOTAI phase as red color persists for $J_1 > \pi/4$ and $J_1 < 3\pi/4$ in panels (a) and (b), respectively. Our system comprises of 20×20 lattice sites and we take average over 50 random disorder configurations. In panels (c) and (d), we show disorder averaged W_0 and W_π as a function of disorder strength w for different lattice sizes L to showcase the disorder-driven topological transition. We choose $J_2 = \pi/8$ and $T = 2.0$ for all panels.

the phase diagram in the parameter space. This is depicted in Fig. 1 in terms of W_0 and W_π . In particular, we obtain $(W_0, W_\pi) = (1, 0)$ for R1, $(W_0, W_\pi) = (0, 0)$ for R2, $(W_0, W_\pi) = (0, 1)$ for R3, and $(W_0, W_\pi) = (1, 1)$ for R4.

For deeper understanding of the main results of this manuscript, we investigate the phase diagram of the FSOTAI in terms of W_0 and W_π in J_1 - w plane for a fixed J_2 in Figs. 3(a) and (b), respectively. The observation from these figures is two-fold- the stability of the 0 -/ π -corner modes against onsite disorder strength w and the disorder-driven topological phase transition. We notice that both the 0 -/ π -modes are robust against the strong disorder strength $w \sim 2.5$ (red regions). Afterward, we discuss the generation of FSOTAI. In Figs. 3(a) and (b), we depict a horizontal black dashed line to indicate the topological to non-topological phase transition with respect to J_1 for a clean system ($w = 0$). We observe that the red regions broaden beyond the right [left] of the black line in Fig. 3(a) [Fig. 3(b)], indicating a non-zero value of W_0 [W_π]. This extended region represents a disorder-driven FHOTI phase, which would be trivial if there is no disorder present in the system. To emphasize

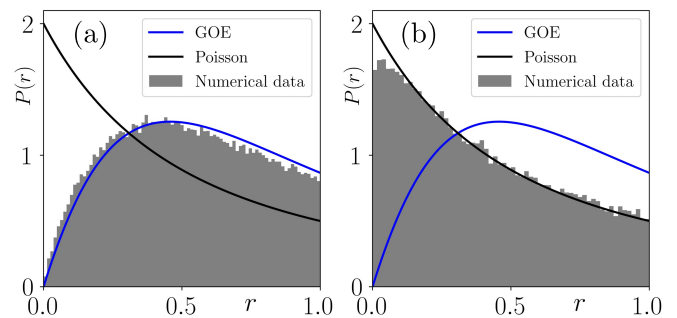


FIG. 4. In panels (a) and (b), we depict the probability distribution $P(r)$ as a function of the gap-ratio r for disorder strength $w = 0.5$ and $w = 10$, respectively. The grey bars represent numerically obtained probability distributions. While the blue and black lines correspond to GOE and Poisson statistics, respectively. We consider a system consisting of 30×30 lattice sites with 100 random disorder configurations. The rest of the system parameters take the same value as mentioned in Fig. 2(a).

more on this disorder-driven topological phase transition, we demonstrate W_0 and W_π as a function of the disorder strength w in Figs. 3(c) and (d), respectively, for different lattice sizes L ; with L being the number of lattice sites in one direction. Note that, both W_0 and W_π exhibit zero value for $w = 0$. However, a non-zero value of $W_{0,\pi}$ (~ 1 for larger system size) is observed when we incorporate finite disorder strength ($w \neq 0$) in the system. Thus, the system exhibits corner modes only in the presence of disorder and periodic drive manifesting the FHOTAI phase. Here, we also mention that both W_0 and W_π in Figs. 3(c) and (d) are not exactly quantized, and this can be attributed to the finite size of the lattice. Nevertheless, we observe a finite region of w depicting a higher-order topological region.

Localization properties.— Here, we discuss the localization properties of the eigenstates of the Floquet operator for our system. It is well known that the extended states exhibit level repulsion and obeys Wigner-Dyson statistics while the localized states exhibit Poisson statistics [95–98]. To investigate the distributions of the eigenstates i.e., the LSS, we consider the gap between two consecutive states $\delta_n = E_{n+1} - E_n$, while the quasienergies E_n 's are sorted in the ascending order such that $\delta_n \geq 0$. Then, we define the dimensionless quantity, gap ratio as $r_n = \min\{\delta_n, \delta_{n-1}\} / \max\{\delta_n, \delta_{n-1}\}$ [96, 97]. The probability distributions for the gap ratio r then become for the Poisson statistics as $P_{\text{Poisson}}(r) = \frac{2}{(1+r)^2}$ and the Gaussian orthogonal ensemble (GOE) statistics as $P_{\text{GOE}}(r) = \frac{27}{4} \frac{r+r^2}{(1+r+r^2)^{5/2}}$ [96–98]. We depict the probability of the gap ratio in Fig. 4. For small disorder strength ($w = 0.5$), we find that the numerically obtained probability distributions (grey bars) match with $P_{\text{GOE}}(r)$ [see Fig. 4(a)]. On the other hand, for strong disorder strength ($w = 10$), we observe that the proba-

bility distribution exhibits Poissonian type distribution [see Fig. 4(b)]. Thus, for a small (strong) disorder, our system exhibits extended (localized) states. Hence, the localization properties we discuss here are owing to the bulk states only, which manifest delocalization to localization transition as the disorder strength is increased. However, it is still an open question how does LSS differentiate FSOTAI phase from regular Anderson insulator phase.

Summary and Discussion.— To summarize, in this manuscript, we demonstrate the generation of the FSOTAI phase hosting corner localized modes. We emphasize that both the disorder and periodic drive are key ingredients for the generation of this phase. Most importantly, we showcase the generation of π -modes in the FSOTAI phase, which is one of the primary results of this work. Moreover, we develop the real space topological invariant to characterize the driven-disordered phase. Our topological invariant only depends upon the presence of chiral symmetry, while it can be employed in the model that breaks mirror symmetries. Also, our formalism works for different driving protocols such as sinusoidal drive and other models (see SM [90] for details).

One can also formally generalize our developed topological invariant to characterize higher-order phases in higher dimensions, such as third-order topological phase in three dimensions, by identifying χ_σ as octupole operator in Eq. (4). Furthermore, in recent times, there has been substantial experimental developments to realize higher-order topological phases in solid-state systems [99–103], phononic crystals [104], acoustic systems [37, 105–107], electric-circuit setups [108], photonic lattice [109–111] etc. Besides that, periodically driven systems have also been investigated in solid-state setup [112–114], ultra-cold atoms [115, 116], acoustic systems [117, 118], photonic platforms [119, 120], etc. Moreover, the FHOTI phase has been experimentally demonstrated in acoustic system [121]. Therefore, given the rapid developments in sophisticated experimental techniques, we believe that our work paves the way for the experimental realization of FSOTAI phase in the near future.

Acknowledgments.— A.K.G. and A.S. acknowledge SAMKHYA: High-Performance Computing Facility provided by Institute of Physics, Bhubaneswar, for numerical computations. A.S. acknowledges Saikat Banerjee for useful comments and careful reading of the manuscript.

-
- [1] T. Vojta, “Disorder in Quantum Many-Body Systems,” *Annu. Rev. Condens. Matter Phys.* **10**, 233 (2019).
 - [2] P. W. Anderson, “Absence of Diffusion in Certain Random Lattices,” *Phys. Rev.* **109**, 1492 (1958).
 - [3] C. L. Kane and E. J. Mele, “Quantum Spin Hall Effect in Graphene,” *Phys. Rev. Lett.* **95**, 226801 (2005).
 - [4] B. A. Bernevig and S.-C. Zhang, “Quantum Spin Hall Effect,” *Phys. Rev. Lett.* **96**, 106802 (2006).
 - [5] M. Z. Hasan and C. L. Kane, “Colloquium: Topological insulators,” *Rev. Mod. Phys.* **82**, 3045 (2010).
 - [6] X.-L. Qi and S.-C. Zhang, “Topological insulators and superconductors,” *Rev. Mod. Phys.* **83**, 1057 (2011).
 - [7] J. Li, R.-L. Chu, J. K. Jain, and S.-Q. Shen, “Topological Anderson Insulator,” *Phys. Rev. Lett.* **102**, 136806 (2009).
 - [8] C. W. Groth, M. Wimmer, A. R. Akhmerov, J. Tworzydło, and C. W. J. Beenakker, “Theory of the Topological Anderson Insulator,” *Phys. Rev. Lett.* **103**, 196805 (2009).
 - [9] Y. Xing, L. Zhang, and J. Wang, “Topological Anderson insulator phenomena,” *Phys. Rev. B* **84**, 035110 (2011).
 - [10] J. Song and E. Prodan, “AIII and BDI topological systems at strong disorder,” *Phys. Rev. B* **89**, 224203 (2014).
 - [11] H. Shapourian and T. L. Hughes, “Phase diagrams of disordered Weyl semimetals,” *Phys. Rev. B* **93**, 075108 (2016).
 - [12] S. Yu, C.-W. Qiu, Y. Chong, S. Torquato, and N. Park, “Engineered disorder in photonics,” *Nat Rev Mater* **6**, 226 (2021).
 - [13] S. Velury, B. Bradlyn, and T. L. Hughes, “Topological crystalline phases in a disordered inversion-symmetric chain,” *Phys. Rev. B* **103**, 024205 (2021).
 - [14] M. F. Madeira and P. D. Sacramento, “Quasidisorder-induced topology,” *Phys. Rev. B* **106**, 224505 (2022).
 - [15] L.-Z. Tang, S.-N. Liu, G.-Q. Zhang, and D.-W. Zhang, “Topological Anderson insulators with different bulk states in quasiperiodic chains,” *Phys. Rev. A* **105**, 063327 (2022).
 - [16] B. Lapierre, T. Neupert, and L. Trifunovic, “Topologically Localized Insulators,” *Phys. Rev. Lett.* **129**, 256401 (2022).
 - [17] D. Vu and S. Das Sarma, “Weak quantization of non-interacting topological Anderson insulator,” *Phys. Rev. B* **106**, 134201 (2022).
 - [18] E. J. Meier, F. A. An, A. Dauphin, M. Maffei, P. Massignan, T. L. Hughes, and B. Gadway, “Observation of the topological Anderson insulator in disordered atomic wires,” *Science* **362**, 929 (2018).
 - [19] S. Stützer, Y. Plotnik, Y. Lumer, P. Titum, N. H. Lindner, M. Segev, M. C. Rechtsman, and A. Szameit, “Photonic topological Anderson insulators,” *Nature* **560**, 461 (2018).
 - [20] F. Zangeneh-Nejad and R. Fleury, “Disorder-Induced Signal Filtering with Topological Metamaterials,” *Adv. Mater.* **32**, 2001034 (2020).
 - [21] W. A. Benalcazar, B. A. Bernevig, and T. L. Hughes, “Quantized electric multipole insulators,” *Science* **357**, 61 (2017).
 - [22] W. A. Benalcazar, B. A. Bernevig, and T. L. Hughes, “Electric multipole moments, topological multipole moment pumping, and chiral hinge states in crystalline insulators,” *Phys. Rev. B* **96**, 245115 (2017).
 - [23] Z. Song, Z. Fang, and C. Fang, “ $(d-2)$ -Dimensional Edge States of Rotation Symmetry Protected Topological States,” *Phys. Rev. Lett.* **119**, 246402 (2017).

- [24] J. Langbehn, Y. Peng, L. Trifunovic, F. von Oppen, and P. W. Brouwer, “Reflection-Symmetric Second-Order Topological Insulators and Superconductors,” *Phys. Rev. Lett.* **119**, 246401 (2017).
- [25] F. Schindler, A. M. Cook, M. G. Vergniory, Z. Wang, S. S. Parkin, B. A. Bernevig, and T. Neupert, “Higher-order topological insulators,” *Science adv.* **4**, eaat0346 (2018).
- [26] S. Franca, J. van den Brink, and I. C. Fulga, “An anomalous higher-order topological insulator,” *Phys. Rev. B* **98**, 201114 (2018).
- [27] Z. Wang, B. J. Wieder, J. Li, B. Yan, and B. A. Bernevig, “Higher-Order Topology, Monopole Nodal Lines, and the Origin of Large Fermi Arcs in Transition Metal Dichalcogenides XTe_2 ($X = Mo, W$),” *Phys. Rev. Lett.* **123**, 186401 (2019).
- [28] M. Geier, L. Trifunovic, M. Hoskam, and P. W. Brouwer, “Second-order topological insulators and superconductors with an order-two crystalline symmetry,” *Phys. Rev. B* **97**, 205135 (2018).
- [29] E. Khalaf, “Higher-order topological insulators and superconductors protected by inversion symmetry,” *Phys. Rev. B* **97**, 205136 (2018).
- [30] M. Ezawa, “Second-order topological insulators and loop-nodal semimetals in Transition Metal Dichalcogenides XTe_2 ($X = Mo, W$),” *Sci. Rep.* **9**, 5286 (2019).
- [31] X.-W. Luo and C. Zhang, “Higher-Order Topological Corner States Induced by Gain and Loss,” *Phys. Rev. Lett.* **123**, 073601 (2019).
- [32] D. Čalugăru, V. Juričić, and B. Roy, “Higher-order topological phases: A general principle of construction,” *Phys. Rev. B* **99**, 041301 (2019).
- [33] B. Roy, “Antiunitary symmetry protected higher-order topological phases,” *Phys. Rev. Res.* **1**, 032048 (2019).
- [34] L. Trifunovic and P. W. Brouwer, “Higher-Order Bulk-Boundary Correspondence for Topological Crystalline Phases,” *Phys. Rev. X* **9**, 011012 (2019).
- [35] A. Agarwala, V. Juričić, and B. Roy, “Higher-order topological insulators in amorphous solids,” *Phys. Rev. Research* **2**, 012067 (2020).
- [36] P. Szumniak, D. Loss, and J. Klinovaja, “Hinge modes and surface states in second-order topological three-dimensional quantum Hall systems induced by charge density modulation,” *Phys. Rev. B* **102**, 125126 (2020).
- [37] X. Ni, M. Li, M. Weiner, A. Alù, and A. B. Khanikaev, “Demonstration of a quantized acoustic octupole topological insulator,” *Nat Commun* **11**, 2108 (2020).
- [38] B. Xie, H. Wang, X. Zhang, P. Zhan, J. Jiang, M. Lu, and Y. Chen, “Higher-order band topology,” *Nat. Rev. Phys.* **3**, 520 (2021).
- [39] L. Trifunovic and P. W. Brouwer, “Higher-Order Topological Band Structures,” *Phys. Status Solidi B* **258**, 2000090 (2021).
- [40] C.-A. Li, B. Fu, Z.-A. Hu, J. Li, and S.-Q. Shen, “Topological Phase Transitions in Disordered Electric Quadrupole Insulators,” *Phys. Rev. Lett.* **125**, 166801 (2020).
- [41] H. Araki, T. Mizoguchi, and Y. Hatsugai, “Phase diagram of a disordered higher-order topological insulator: A machine learning study,” *Phys. Rev. B* **99**, 085406 (2019).
- [42] C. Wang and X. R. Wang, “Disorder-induced quantum phase transitions in three-dimensional second-order topological insulators,” *Phys. Rev. Res.* **2**, 033521 (2020).
- [43] Y.-B. Yang, K. Li, L.-M. Duan, and Y. Xu, “Higher-order topological Anderson insulators,” *Phys. Rev. B* **103**, 085408 (2021).
- [44] J.-H. Wang, Y.-B. Yang, N. Dai, and Y. Xu, “Structural-Disorder-Induced Second-Order Topological Insulators in Three Dimensions,” *Phys. Rev. Lett.* **126**, 206404 (2021).
- [45] Y.-S. Hu, Y.-R. Ding, J. Zhang, Z.-Q. Zhang, and C.-Z. Chen, “Disorder and phase diagrams of higher-order topological insulators,” *Phys. Rev. B* **104**, 094201 (2021).
- [46] W. Zhang, D. Zou, Q. Pei, W. He, J. Bao, H. Sun, and X. Zhang, “Experimental Observation of Higher-Order Topological Anderson Insulators,” *Phys. Rev. Lett.* **126**, 146802 (2021).
- [47] Z.-Q. Zhang, B.-L. Wu, C.-Z. Chen, and H. Jiang, “Global phase diagram of disordered higher-order Weyl semimetals,” *Phys. Rev. B* **104**, 014203 (2021).
- [48] T. Peng, C.-B. Hua, R. Chen, Z.-R. Liu, D.-H. Xu, and B. Zhou, “Higher-order topological Anderson insulators in quasicrystals,” *Phys. Rev. B* **104**, 245302 (2021).
- [49] H. Liu, J.-K. Zhou, B.-L. Wu, Z.-Q. Zhang, and H. Jiang, “Real-space topological invariant and higher-order topological Anderson insulator in two-dimensional non-Hermitian systems,” *Phys. Rev. B* **103**, 224203 (2021).
- [50] C.-A. Li, S.-B. Zhang, J. C. Budich, and B. Trauzettel, “Transition from metal to higher-order topological insulator driven by random flux,” *Phys. Rev. B* **106**, L081410 (2022).
- [51] Y.-P. Wu, L.-Z. Tang, G.-Q. Zhang, and D.-W. Zhang, “Quantized topological Anderson-Thouless pump,” *Phys. Rev. A* **106**, L051301 (2022).
- [52] R. W. Bomantara, L. Zhou, J. Pan, and J. Gong, “Coupled-wire construction of static and Floquet second-order topological insulators,” *Phys. Rev. B* **99**, 045441 (2019).
- [53] T. Nag, V. Juričić, and B. Roy, “Out of equilibrium higher-order topological insulator: Floquet engineering and quench dynamics,” *Phys. Rev. Research* **1**, 032045 (2019).
- [54] Y. Peng and G. Refael, “Floquet Second-Order Topological Insulators from Nonsymmorphic Space-Time Symmetries,” *Phys. Rev. Lett.* **123**, 016806 (2019).
- [55] R. Seshadri, A. Dutta, and D. Sen, “Generating a second-order topological insulator with multiple corner states by periodic driving,” *Phys. Rev. B* **100**, 115403 (2019).
- [56] M. Rodriguez-Vega, A. Kumar, and B. Seradjeh, “Higher-order Floquet topological phases with corner and bulk bound states,” *Phys. Rev. B* **100**, 085138 (2019).
- [57] A. K. Ghosh, G. C. Paul, and A. Saha, “Higher order topological insulator via periodic driving,” *Phys. Rev. B* **101**, 235403 (2020).
- [58] B. Huang and W. V. Liu, “Floquet Higher-Order Topological Insulators with Anomalous Dynamical Polarization,” *Phys. Rev. Lett.* **124**, 216601 (2020).
- [59] H. Hu, B. Huang, E. Zhao, and W. V. Liu, “Dynamical Singularities of Floquet Higher-Order Topological Insulators,” *Phys. Rev. Lett.* **124**, 057001 (2020).
- [60] Y. Peng, “Floquet higher-order topological insulators and superconductors with space-time symmetries,”

- Phys. Rev. Research* **2**, 013124 (2020).
- [61] R.-X. Zhang and Z.-C. Yang, “Tunable fragile topology in Floquet systems,” *Phys. Rev. B* **103**, L121115 (2021).
- [62] S. Chaudhary, A. Haim, Y. Peng, and G. Refael, “Phonon-induced Floquet topological phases protected by space-time symmetries,” *Phys. Rev. Research* **2**, 043431 (2020).
- [63] W. Zhu, Y. D. Chong, and J. Gong, “Floquet higher-order topological insulator in a periodically driven bipartite lattice,” *Phys. Rev. B* **103**, L041402 (2021).
- [64] T. Nag, V. Juričić, and B. Roy, “Hierarchy of higher-order Floquet topological phases in three dimensions,” *Phys. Rev. B* **103**, 115308 (2021).
- [65] J. Yu, R.-X. Zhang, and Z.-D. Song, “Dynamical symmetry indicators for Floquet crystals,” *Nature Communications* **12**, 5985 (2021).
- [66] D. Vu, “Dynamic bulk-boundary correspondence for anomalous Floquet topology,” *Phys. Rev. B* **105**, 064304 (2022).
- [67] A. K. Ghosh, T. Nag, and A. Saha, “Systematic generation of the cascade of anomalous dynamical first- and higher-order modes in Floquet topological insulators,” *Phys. Rev. B* **105**, 115418 (2022).
- [68] X.-L. Du, R. Chen, R. Wang, and D.-H. Xu, “Weyl nodes with higher-order topology in an optically driven nodal-line semimetal,” *Phys. Rev. B* **105**, L081102 (2022).
- [69] H. Wu, B.-Q. Wang, and J.-H. An, “Floquet second-order topological insulators in non-Hermitian systems,” *Phys. Rev. B* **103**, L041115 (2021).
- [70] P. Titum, N. H. Lindner, M. C. Rechtsman, and G. Refael, “Disorder-Induced Floquet Topological Insulators,” *Phys. Rev. Lett.* **114**, 056801 (2015).
- [71] S. Roy and G. J. Sreejith, “Disordered Chern insulator with a two-step Floquet drive,” *Phys. Rev. B* **94**, 214203 (2016).
- [72] P. Titum, E. Berg, M. S. Rudner, G. Refael, and N. H. Lindner, “Anomalous Floquet-Anderson Insulator as a Nonadiabatic Quantized Charge Pump,” *Phys. Rev. X* **6**, 021013 (2016).
- [73] P. Titum, N. H. Lindner, and G. Refael, “Disorder-induced transitions in resonantly driven Floquet topological insulators,” *Phys. Rev. B* **96**, 054207 (2017).
- [74] R. Chen, D.-H. Xu, and B. Zhou, “Floquet topological insulator phase in a Weyl semimetal thin film with disorder,” *Phys. Rev. B* **98**, 235159 (2018).
- [75] L. Du, P. D. Schnase, A. D. Barr, A. R. Barr, and G. A. Fiete, “Floquet topological transitions in extended Kane-Mele models with disorder,” *Phys. Rev. B* **98**, 054203 (2018).
- [76] E. A. Rodríguez-Mena and L. E. F. Foa Torres, “Topological signatures in quantum transport in anomalous Floquet-Anderson insulators,” *Phys. Rev. B* **100**, 195429 (2019).
- [77] Z. Ning, B. Zheng, D.-H. Xu, and R. Wang, “Photoinduced quantum anomalous Hall states in the topological Anderson insulator,” *Phys. Rev. B* **105**, 035103 (2022).
- [78] B. A. Bhargava, S. K. Das, and I. C. Fulga, “Quantum phase transitions and a disorder-based filter in a Floquet system,” *Phys. Rev. B* **105**, 054205 (2022).
- [79] T. Kitagawa, E. Berg, M. Rudner, and E. Demler, “Topological characterization of periodically driven quantum systems,” *Phys. Rev. B* **82**, 235114 (2010).
- [80] L. Jiang, T. Kitagawa, J. Alicea, A. R. Akhmerov, D. Pekker, G. Refael, J. I. Cirac, E. Demler, M. D. Lukin, and P. Zoller, “Majorana Fermions in Equilibrium and in Driven Cold-Atom Quantum Wires,” *Phys. Rev. Lett.* **106**, 220402 (2011).
- [81] M. S. Rudner, N. H. Lindner, E. Berg, and M. Levin, “Anomalous Edge States and the Bulk-Edge Correspondence for Periodically Driven Two-Dimensional Systems,” *Phys. Rev. X* **3**, 031005 (2013).
- [82] P. M. Perez-Piskunow, G. Usaj, C. A. Balseiro, and L. E. F. F. Torres, “Floquet chiral edge states in graphene,” *Phys. Rev. B* **89**, 121401 (2014).
- [83] G. Usaj, P. M. Perez-Piskunow, L. E. F. Foa Torres, and C. A. Balseiro, “Irradiated graphene as a tunable Floquet topological insulator,” *Phys. Rev. B* **90**, 115423 (2014).
- [84] S. Yao, Z. Yan, and Z. Wang, “Topological invariants of Floquet systems: General formulation, special properties, and Floquet topological defects,” *Phys. Rev. B* **96**, 195303 (2017).
- [85] A. Eckardt, “Colloquium: Atomic quantum gases in periodically driven optical lattices,” *Rev. Mod. Phys.* **89**, 011004 (2017).
- [86] M. Rudner and N. Lindner, “Band structure engineering and non-equilibrium dynamics in Floquet topological insulators,” *Nat. Rev. Phys.* **2**, 229–244 (2020).
- [87] Z. Ning, B. Fu, D.-H. Xu, and R. Wang, “Tailoring quadrupole topological insulators with periodic driving and disorder,” *Phys. Rev. B* **105**, L201114 (2022).
- [88] A. K. Ghosh, T. Nag, and A. Saha, “Dynamical construction of quadrupolar and octupolar topological superconductors,” *Phys. Rev. B* **105**, 155406 (2022).
- [89] A. K. Ghosh, T. Nag, and A. Saha, “Time evolution of Majorana corner modes in a Floquet second-order topological superconductor,” *Phys. Rev. B* **107**, 035419 (2023).
- [90] Supplemental Material at XXXXXXXXXXXX for the eigenvalue spectra of the clean FHOTI, the transformation of the Floquet operator and the end modes under chiral symmetry operation, investigation of the stability of the winding numbers, harmonically driven disordered setup, and FHOTAI phase in driven disordered BBH model.
- [91] J. K. Asbóth, B. Tarasinski, and P. Delplace, “Chiral symmetry and bulk-boundary correspondence in periodically driven one-dimensional systems,” *Phys. Rev. B* **90**, 125143 (2014).
- [92] S. Ryu, A. P. Schnyder, A. Furusaki, and A. W. W. Ludwig, “Topological insulators and superconductors: tenfold way and dimensional hierarchy,” *New J. Phys.* **12**, 065010 (2010).
- [93] L. Lin, Y. Ke, and C. Lee, “Real-space representation of the winding number for a one-dimensional chiral-symmetric topological insulator,” *Phys. Rev. B* **103**, 224208 (2021).
- [94] W. A. Benalcazar and A. Cerjan, “Chiral-Symmetric Higher-Order Topological Phases of Matter,” *Phys. Rev. Lett.* **128**, 127601 (2022).
- [95] M. L. Mehta, *Random matrices* (Elsevier, 2004).
- [96] V. Oganesyan and D. A. Huse, “Localization of interacting fermions at high temperature,” *Phys. Rev. B* **75**, 155111 (2007).
- [97] L. D’Alessio and M. Rigol, “Long-time Behavior of Isolated Periodically Driven Interacting Lattice Systems,” *Phys. Rev. X* **4**, 041048 (2014).

- [98] J. De Marco, L. Tolle, C.-M. Halati, A. Sheikhan, A. M. Läuchli, and C. Kollath, “Level statistics of the one-dimensional ionic Hubbard model,” *Phys. Rev. Res.* **4**, 033119 (2022).
- [99] F. Schindler, Z. Wang, M. G. Vergniory, A. M. Cook, A. Murani, S. Sengupta, A. Y. Kasumov, R. Deblock, S. Jeon, I. Drozdov, *et al.*, “Higher-order topology in bismuth,” *Nature Phys* **14**, 918 (2018).
- [100] R. Noguchi, M. Kobayashi, Z. Jiang, K. Kuroda, T. Takahashi, Z. Xu, D. Lee, M. Hirayama, M. Ochi, T. Shirasawa, *et al.*, “Evidence for a higher-order topological insulator in a three-dimensional material built from van der Waals stacking of bismuth-halide chains,” *Nat. Mater.* **20**, 473 (2021).
- [101] L. Aggarwal, P. Zhu, T. L. Hughes, and V. Madhavan, “Evidence for higher order topology in Bi and Bi_{0.92}Sb_{0.08},” *Nat Commun* **12**, 4420 (2021).
- [102] N. Shumiya, M. S. Hossain, J.-X. Yin, Z. Wang, M. Litskevich, C. Yoon, Y. Li, Y. Yang, Y.-X. Jiang, G. Cheng, Y.-C. Lin, Q. Zhang, Z.-J. Cheng, T. A. Cochran, D. Multer, X. P. Yang, B. Casas, T.-R. Chang, T. Neupert, Z. Yuan, S. Jia, H. Lin, N. Yao, L. Ballicas, F. Zhang, Y. Yao, and M. Z. Hasan, “Evidence of a room-temperature quantum spin Hall edge state in a higher-order topological insulator,” *Nat. Mater.* **21**, 1111 (2022).
- [103] M. O. Soldini, F. Küster, G. Wagner, S. Das, A. Aldarawsheh, R. Thomale, S. Lounis, S. S. P. Parkin, P. Sessi, and T. Neupert, “Two-dimensional Shiba lattices as a possible platform for crystalline topological superconductivity,” *Nature Physics* (2023), 10.1038/s41567-023-02104-5.
- [104] M. Serra-Garcia, V. Peri, R. Süsstrunk, O. R. Bilal, T. Larsen, L. G. Villanueva, and S. D. Huber, “Observation of a phononic quadrupole topological insulator,” *Nature* **555**, 342 (2018).
- [105] H. Xue, Y. Yang, F. Gao, Y. Chong, and B. Zhang, “Acoustic higher-order topological insulator on a kagome lattice,” *Nat. Mater.* **18**, 108 (2019).
- [106] X. Ni, M. Weiner, A. Alu, and A. B. Khanikaev, “Observation of higher-order topological acoustic states protected by generalized chiral symmetry,” *Nat. Mater.* **18**, 113 (2019).
- [107] X. Zhang, B.-Y. Xie, H.-F. Wang, X. Xu, Y. Tian, J.-H. Jiang, M.-H. Lu, and Y.-F. Chen, “Dimensional hierarchy of higher-order topology in three-dimensional sonic crystals,” *Nat Commun* **10**, 5331 (2019).
- [108] S. Imhof, C. Berger, F. Bayer, J. Brehm, L. W. Molenkamp, T. Kiessling, F. Schindler, C. H. Lee, M. Greiter, T. Neupert, *et al.*, “Topoelectrical-circuit realization of topological corner modes,” *Nature Phys* **14**, 925 (2018).
- [109] X.-D. Chen, W.-M. Deng, F.-L. Shi, F.-L. Zhao, M. Chen, and J.-W. Dong, “Direct Observation of Corner States in Second-Order Topological Photonic Crystal Slabs,” *Phys. Rev. Lett.* **122**, 233902 (2019).
- [110] B.-Y. Xie, G.-X. Su, H.-F. Wang, H. Su, X.-P. Shen, P. Zhan, M.-H. Lu, Z.-L. Wang, and Y.-F. Chen, “Visualization of Higher-Order Topological Insulating Phases in Two-Dimensional Dielectric Photonic Crystals,” *Phys. Rev. Lett.* **122**, 233903 (2019).
- [111] S. Mittal, V. V. Orre, G. Zhu, M. A. Gorlach, A. Poddubny, and M. Hafezi, “Photonic quadrupole topological phases,” *Nat. Photonics* **13**, 692 (2019).
- [112] Y. H. Wang, H. Steinberg, P. Jarillo-Herrero, and N. Gedik, “Observation of Floquet-Bloch States on the Surface of a Topological Insulator,” *Science* **342**, 453 (2013).
- [113] F. Mahmood, C.-K. Chan, Z. Alpichshev, D. Gardner, Y. Lee, P. A. Lee, and N. Gedik, “Selective scattering between Floquet-Bloch and Volkov states in a topological insulator,” *Nat. Phys.* **12**, 306 (2016).
- [114] J. W. McIver, B. Schulte, F.-U. Stein, T. Matsuyama, G. Jotzu, G. Meier, and A. Cavalleri, “Light-induced anomalous Hall effect in graphene,” *Nature Phys* **16**, 38 (2020).
- [115] G. Jotzu, M. Messer, R. Desbuquois, M. Lebrat, T. Uehlinger, D. Greif, and T. Esslinger, “Experimental realization of the topological Haldane model with ultracold fermions,” *Nature* **515**, 237 (2014).
- [116] K. Wintersperger, C. Braun, F. N. Únal, A. Eckardt, M. D. Liberto, N. Goldman, I. Bloch, and M. Aidelsburger, “Realization of an anomalous Floquet topological system with ultracold atoms,” *Nat. Phys.* **16**, 1058 (2020).
- [117] Y.-G. Peng, C.-Z. Qin, D.-G. Zhao, Y.-X. Shen, X.-Y. Xu, M. Bao, H. Jia, and X.-F. Zhu, “Experimental demonstration of anomalous Floquet topological insulator for sound,” *Nat Commun* **7**, 13368 (2016).
- [118] R. Fleury, A. B. Khanikaev, and A. Alu, “Floquet topological insulators for sound,” *Nat Commun* **7**, 11744 (2016).
- [119] M. C. Rechtsman, J. M. Zeuner, Y. Plotnik, Y. Lumer, D. Podolsky, F. Dreisow, S. Nolte, M. Segev, and A. Szameit, “Photonic Floquet topological insulators,” *Nature* **496**, 196 (2013).
- [120] L. J. Maczewsky, J. M. Zeuner, S. Nolte, and A. Szameit, “Observation of photonic anomalous Floquet topological insulators,” *Nat Commun* **8**, 13756 (2017).
- [121] W. Zhu, H. Xue, J. Gong, Y. Chong, and B. Zhang, “Time-periodic corner states from Floquet higher-order topology,” *Nat Commun* **13**, 11 (2022).

Supplemental Material for “Floquet second-order topological Anderson insulator hosting corner localized modes”

Arnob Kumar Ghosh ^{1,2,3} Tanay Nag ⁴ and Arijit Saha ^{1,2}

¹*Institute of Physics, Sachivalaya Marg, Bhubaneswar-751005, India*

²*Homi Bhabha National Institute, Training School Complex, Anushakti Nagar, Mumbai 400094, India*

³*Department of Physics and Astronomy, Uppsala University, Box 516, 75120 Uppsala, Sweden*

⁴*Department of Physics, BITS Pilani-Hyderabad Campus, Telangana 500078, India*

CONTENTS

References	5
S1. Clean FHOTI	i
S2. Floquet operator under chiral symmetry	ii
S3. Investigation of the end modes under chiral symmetry	ii
S4. Investigation of the stability of the Winding numbers	iii
S5. Harmonically driven disordered setup	iii
S6. Driven BBH model	iv

In this supplemental material, we provide the eigenvalue spectra for the clean FHOTI in Sec. S1. We discuss the transformation of the Floquet operator and the end states under chiral symmetry in Sec. S2 and Sec. S3, respectively. In Sec. S4, we discuss the stability of the topological index (winding numbers) by investigating the variance. In Sec. S5, we discuss the effect of disorder in a harmonically driven FHOTI system. Finally, we showcase the generation of FSOTAI considering the driven Benalcazar-Bernevig-Hughes (BBH) model in Sec. S6.

S1. CLEAN FHOTI

In the absence of disorder, one can employ momentum space formalism and construct the Floquet operator $U(\mathbf{k}; T, 0)$ analytically. Afterward, employing the gap-closing condition at $\mathbf{k} = (0, 0)/(\pi, \pi)$ for quasienergies 0 and π , we can obtain the gap-closing relation as [58, 67, 88]

$$|J_2|T = \frac{|J_1|T}{2} + m\pi, \quad (\text{S1})$$

where, $m \in \mathbb{Z}$. We use Eq. (S1) to obtain the phase diagram of a clean FHOTI given our driving protocol. This is depicted in Fig. 1 in the main text. Here, we also show the eigenvalue spectra of the system obeying open boundary condition (OBC) in Fig. S1 when the driving parameters lie on the different parts of the phase diagram. In particular, we observe the presence of only 0-mode, no modes (trivial), only π -modes, and both 0- and π -modes in Figs. S1(a), (b), (c), and (d), respectively. These correspond to region 1 (R1), region 2 (R2), region 3 (R3), and region 4 (R4), as depicted in Fig. 1 in the main text.

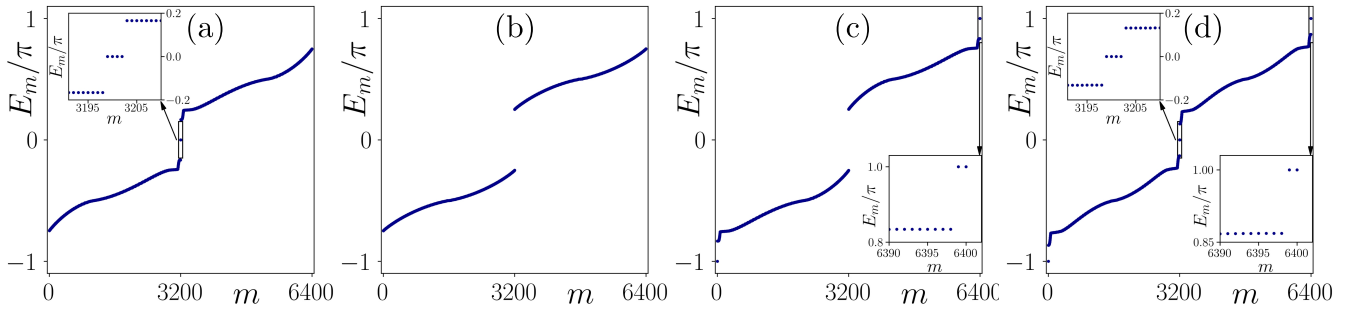


FIG. S1. In panels (a), (b), (c), and (d), we illustrate eigenvalue spectra E_m as a function of the state index m corresponding to region 1, region 2, region 3, and region 4, respectively. In the inset, we depict the topological states close to quasienergy 0 or π for better clarity. We choose the other model parameters as: $(J_1T, 2J_2T) = [(\frac{\pi}{4}, \frac{\pi}{2}), (\frac{\pi}{2}, \frac{\pi}{4}), (\frac{3\pi}{4}, \frac{\pi}{2}), (\frac{\pi}{2}, \frac{3\pi}{4})]$ for R1, R2, R3, and R4, respectively. We consider a finite size system consisting of 40×40 lattice sites.

S2. FLOQUET OPERATOR UNDER CHIRAL SYMMETRY

Here, we discuss how the time evolution operator $U(t, 0)$ and the Floquet operator $U(T, 0)$ transform under chiral symmetry. The time periodic Hamiltonian $H(t)$ transforms under chiral symmetry as $SH(t)S = -H(T - t)$. Thus, one can obtain

$$\begin{aligned}
SU(t, 0)S &= S \left[\text{TO exp} \left(-i \int_0^t H(t') dt' \right) \right] S \\
&= \sum_m \frac{(-i)^m}{m!} \text{TO} \int_0^t dt'_1 \cdots \int_0^t dt'_m SH(t'_1)S \cdots SH(t'_m)S \\
&= \sum_m \frac{(i)^m}{m!} \text{TO} \int_0^t dt'_1 \cdots \int_0^t dt'_m H(T - t'_1) \cdots H(T - t'_m) \\
&= \sum_m \frac{(-i)^m}{m!} \text{TO} \int_T^{T-t} dt'_1 \cdots \int_T^{T-t} dt'_m H(t'_1) \cdots H(t'_m) \\
&= \text{TO exp} \left(-i \int_T^{T-t} H(t') dt' \right) \\
&= U(T - t, T) \\
&= U(T - t, 0)U(0, T) \\
&= U(T - t, 0)U^\dagger(T, 0). \tag{S2}
\end{aligned}$$

Thus, the Floquet operator transform as $SU(T, 0)S = U^\dagger(T, 0)$.

S3. INVESTIGATION OF THE END MODES UNDER CHIRAL SYMMETRY

Here, we investigate the transformation of the end states $|\Psi_1\rangle$ and $|\Psi_2\rangle$ under chiral symmetry S . This is presented in the below mentioned table.

		$ \Psi_1\rangle: S \Psi_1\rangle = e^{-i(\gamma-\epsilon)} \Psi_1\rangle$	$ \Psi_2\rangle: S \Psi_2\rangle = e^{-i(\gamma-\epsilon)} \Psi_2\rangle$
For $\epsilon = 0$	Subspace A: $\gamma = 0$	$S \Psi_1\rangle = \Psi_1\rangle$	$S \Psi_2\rangle = \Psi_2\rangle$
	Subspace B: $\gamma = \pi$	$S \Psi_1\rangle = - \Psi_1\rangle$	$S \Psi_2\rangle = - \Psi_2\rangle$
For $\epsilon = \pi$	Subspace A: $\gamma = 0$	$S \Psi_1\rangle = \Psi_1\rangle$	$S \Psi_2\rangle = - \Psi_2\rangle$
	Subspace B: $\gamma = \pi$	$S \Psi_1\rangle = - \Psi_1\rangle$	$S \Psi_2\rangle = \Psi_2\rangle$

TABLE I. Transformation of $|\Psi_1\rangle$ and $|\Psi_2\rangle$ under chiral symmetry S .

Thus, $|\Psi_2\rangle$ occupies the same and opposite subspace for zero- and π -modes, respectively.

S4. INVESTIGATION OF THE STABILITY OF THE WINDING NUMBERS

To investigate the stability of the winding numbers (W_ϵ) employed to obtain the phase diagram discussed in Fig. 3 (main text), we investigate the variance σ_ϵ^2 of W_ϵ , defined as

$$\sigma_\epsilon^2 = \frac{1}{N} \sum_i^N (W_{\epsilon,i} - W_\epsilon)^2, \quad (\text{S3})$$

where, $\epsilon = 0, \pi$. Here N , $W_{\epsilon,i}$, and W_ϵ denote the total number of disorder configurations, the winding number for the i^{th} disorder configuration, and the average winding number, respectively. In Fig. S2(a) and (b), we depict the variance σ_0^2 and σ_π^2 in the J_1 - w plane corresponding to 0- and π -modes, respectively. We find that the variance becomes smaller in magnitude (blue to light blue) for a finite range of disorder strength w and especially for the FSOTAI phase highlighting the robustness of this phase.

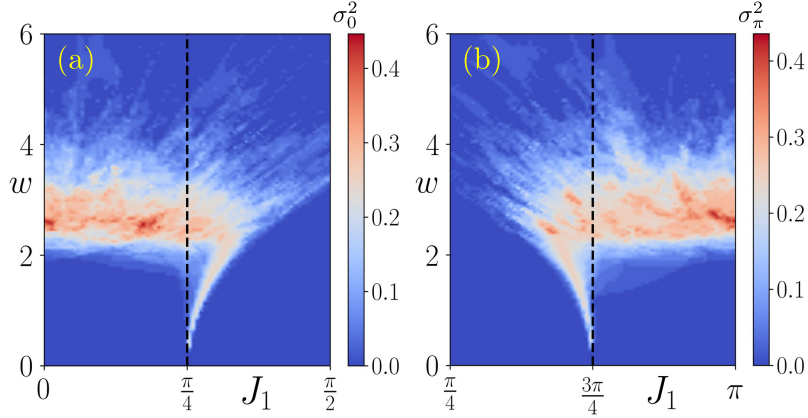


FIG. S2. In panels (a) and (b), we illustrate σ_0^2 and σ_π^2 , respectively, in the J_1 - w plane. The model parameters take the same value as mentioned in Fig. 3 in the main text.

S5. HARMONICALLY DRIVEN DISORDERED SETUP

In the main text, we discuss the generation of FSOTAI employing step drive protocol. Here, we introduce a sinusoidal driving protocol to showcase the applicability of the winding numbers. To start with, we consider the following Hamiltonian, which is a combination of the Bernevig-Hughes-Zhang (BHZ) model and a C_4 and TRS breaking Wilson-Dirac (WD) mass term [89]:

$$H_0 = \sum_{i,j} c_{i,j}^\dagger \left[(M - 4B + V_{ij}) \Gamma_1 c_{i,j} + B \Gamma_1 c_{i+1,j} + B \Gamma_1 c_{i,j+1} - \frac{iA}{2} \Gamma_2 c_{i+1,j} - \frac{iA}{2} \Gamma_3 c_{i,j+1} + \frac{\Lambda}{2} \Gamma_4 c_{i+1,j} - \frac{\Lambda}{2} \Gamma_4 c_{i,j+1} \right] + \text{h.c.}, \quad (\text{S4})$$

where, M , B , A , and Λ represent crystal field splitting (staggered chemical potential), hopping amplitude, spin-orbit coupling, and the strength of the WD mass term, respectively. Here, $\Gamma_1 = \sigma_z s_0$, $\Gamma_2 = \sigma_x s_z$, $\Gamma_3 = \sigma_y s_0$, $\Gamma_4 = \sigma_x s_x$ and V_{ij} denote the random onsite disorder potential such that $V_{ij} \in [-\frac{w}{2}, \frac{w}{2}]$. While the 4×4 Γ matrices are the same as defined in the main text. Then, we introduce the driving protocol in terms of sinusoidal variation of onsite mass term as

$$H_1(t) = \sum_{i,j} c_{i,j}^\dagger V_0 \cos \Omega t \Gamma_1 c_{i,j}, \quad (\text{S5})$$

where, V_0 and Ω are the driving strength and the driving frequency, respectively. The full time-dependent Hamiltonian $H(t) = H_0 + H_1(t)$ is periodic in time such that $H(t+T) = H(t)$. We can construct the time evolution operator as [89]

$$U(t,0) = \text{TO} \exp \left[-i \int_0^t dt' H(t') \right]$$

$$= \prod_{j=0}^{N-1} U(t_j + \delta t, t_j), \quad (\text{S6})$$

where, $U(t_j + \delta t, t_j) = e^{-iH(t_j)\delta t}$; with $\delta t = \frac{t}{N_t}$, $t_j = j\delta t$, and N_t is the number of time-steps. Following this evolution operator, we can follow the procedure discussed in the main text and compute the winding numbers W_0 and W_π .

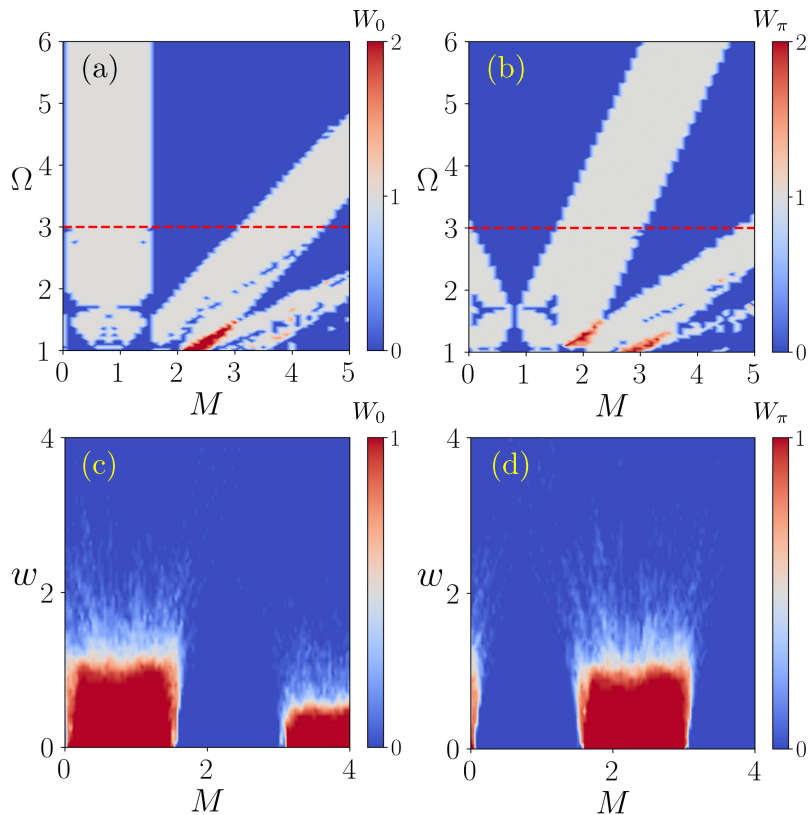


FIG. S3. In panels (a) and (b), we illustrate the phase diagram in the M - Ω plane for the 0-mode and π -mode, respectively, considering the sinusoidal drive. The color bars indicate the magnitudes of W_0 and W_π . We choose $A = B = \Lambda = 0.2$ and $V = 2.0$. We depict the phase diagram in terms of W_0 and W_π in the M - w plane in panels (c) and (d), respectively. We choose the drive frequency $\Omega = 3.0$ as indicated by the red dashed line in panels (a) and (b).

First, we investigate the phase diagram for a clean-periodically driven system i.e., $w = 0$. We depict W_0 and W_π in the M - Ω plane for the disorder-free case in Figs. S3(a) and (b), respectively. We observe that at the low-frequency regime, we obtain topological phases where both W_0 and W_π exhibit a value of two, which is an indication of the generation of multiple (two) modes per corner. Thus, the winding numbers can be employed to obtain the number of states per corner, which is another advantage compared to that of the nested-Wilson loop technique [58, 88]. After discussing the phase diagram of a clean system, we move our attention towards the disordered case. We demonstrate the phase diagram for the 0- and π -modes in Figs. S3(c) and (d), respectively. We observe that the corner states are robust against the disorder up to a certain disorder strength w . However, we do not obtain any clear indication of the generation of Floquet topological Anderson phase that we observe clearly for the step drive case [see Fig. 3 in the main text]. The reason can be attributed to the fact that we consider a relatively small system size (16×16), as the computation for the Harmonic drive is numerically costly compared to the step drive. Thus, for the Harmonic drive, one may observe the FSOTAI phase with a larger system size. Nevertheless, the aim of the current manuscript is to demonstrate the generation of FSOTAI in a driven-disordered setup, which one can accomplish via step drive as well.

S6. DRIVEN BBH MODEL

In the main text, we showcase the generation of the FSOTAI phase employing mirror symmetry-breaking BHZ model and a WD mass term. Here, we consider a mirror symmetry preserving model, in particular, a driven Benalcazar-

Bernevig-Hughes (BBH) model [21, 22, 58]. We consider the same driving protocol as introduced by Eq. (1) in the main text, given as

$$\begin{aligned} H(t) &= h_1 ; & t \in [0, T/4] , \\ &= h_2 ; & t \in (T/4, 3T/4] , \\ &= h_3 ; & t \in (3T/4, T] , \end{aligned} \quad (\text{S7})$$

where, the step Hamiltonians h_1 and h_2 in the real space reads as

$$\begin{aligned} h_1 &= h_3 = \sum_{i,j} c_{i,j}^\dagger (\gamma + V_{ij}) (\tilde{\Gamma}_1 - \tilde{\Gamma}_2) c_{i,j} , \\ h_2 &= \sum_{i,j} c_{i,j}^\dagger \frac{\lambda}{2} (\tilde{\Gamma}_1 c_{i+1,j} + \tilde{\Gamma}_2 c_{i,j+1} - i\tilde{\Gamma}_3 c_{i+1,j} i\tilde{\Gamma}_4 c_{i,j+1}) + \text{h.c.} , \end{aligned} \quad (\text{S8})$$

with $\tilde{\Gamma}_1 = \sigma_x s_0$, $\tilde{\Gamma}_2 = \sigma_y s_y$, $\tilde{\Gamma}_3 = \sigma_y s_z$, and $\tilde{\Gamma}_4 = \sigma_y s_x$. Here, $\boldsymbol{\sigma}$ and \mathbf{s} operate on two different types of orbital degrees of freedom. The driven system is controlled via γ and λ . The disorder potential V_{ij} is randomly distributed as $V_{ij} \in [-\frac{w}{2}, \frac{w}{2}]$. The phase diagram for this system resembles that of shown in Fig. 1 in the main text. Thus, we choose two points from region R2 (trivial phase) and investigate the generation of FSOTAI. We illustrate the phase diagram in terms of W_0 and W_π in the γ - w plane in Figs. S4(a) and (b), respectively. The vertical black dashed line represents the topological to non-topological phase transition point for the clean system. In the presence of disorder, one can note that there is an extension of the topological phase beyond the topological regime in the clean system and this extended regime indicate the FSOTAI phase hosting corner localized modes.

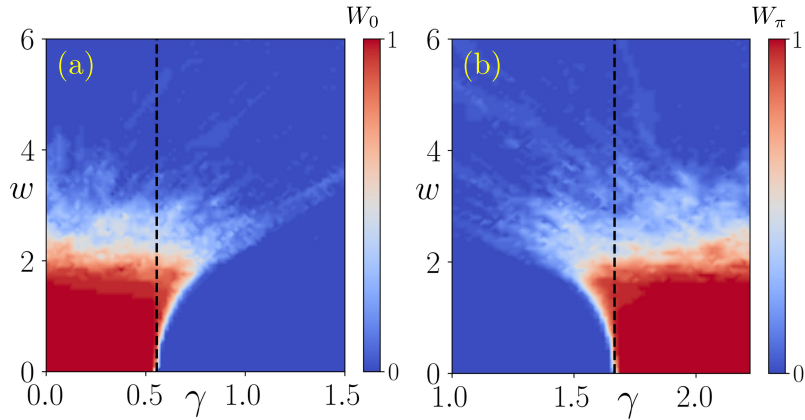


FIG. S4. In panels (a) and (b), we depict W_0 and W_π in the γ - w plane respectively, for a driven BBH model. We choose the other model parameters as $\lambda = \pi/4\sqrt{2}$ and $T = 2$.