

Improved Hotplug Caching Schemes Using PDAs and t -Designs

Charul Rajput and B. Sundar Rajan

Department of Electrical Communication Engineering, Indian Institute of Science, Bengaluru

E-mails: charulrajput@iisc.sc.in, bsrajan@iisc.ac.in

Abstract—We consider a coded caching system in which some users are offline at the time of delivery. Such systems are called hotplug coded caching systems. A placement delivery array (PDA) is a well-known tool for constructing a coded caching scheme for dedicated caches. In this paper, we introduce the concept of PDAs for hotplug coded caching schemes and refer to it as a hotplug placement delivery array (HpPDA). We give an algorithm to describe the placement and the delivery phase of a hotplug coded caching scheme using HpPDA. We show that an existing hotplug coded caching scheme given by Y. Ma and D. Tuninetti in 2022 corresponds to a class of HpPDAs and then propose a method to further improve the rate of that scheme. Additionally, we construct a class of HpPDAs using t -designs, which corresponds to a scheme for hotplug coded caching systems. We further improve the rate of this scheme and prove that the cut-set bound is achieved in some higher memory range for a hotplug coded caching system with three active users.

Index Terms—Hotplug coded caching systems, Placement delivery array, Combinatorial designs

I. INTRODUCTION

Coded caching is an emerging tool to reduce transmission load during peak traffic hours in the network. The concept of coded caching was first introduced in by Maddah-Ali and Niesen in [1]. In a general setup of coded caching systems, there is a server with N files and K users connected to the server by an error-free shared link. Each user is equipped with a cache of size equivalent to M files. A coded caching scheme consists of two phases: the placement phase and the delivery phase. In the placement phase, the server stores some content in each user's cache when the network is not busy and the users have not presented their demands yet. In the delivery phase, when all users have revealed their demands, the transmission from the server will be made in such a way that each user will get their demanded files using transmissions and the cache content. The aim of any coded caching scheme is to jointly design such placement and delivery phases that minimize transmission load at the time of delivery.

Several coded caching schemes have been proposed in the literature [1]–[6]. The first and popular scheme presented in [1] is referred to as the Maddah-Ali and Niesen (MAN) scheme. In [7], this scheme was proved to achieve the converse bound on the rate when the placements are uncoded, and the number of files is not less than the number of users. For the case when the number of files is less than the number of users, the authors of [4] have proposed an improved version of the MAN scheme, referred to as the YMA (Yu, Maddah-Ali and Avestimehr) scheme that achieves the converse bound

on the rate given in [4]. There are many variations of the coded caching model, such as coded caching systems with decentralized server [8], hierarchical coded caching [9], coded caching with nonuniform demands [10], multi-antenna coded caching [11], coded caching for multi-level popularity and access [12], coded caching with private demands [13].

Another variation of the basic coded caching model is the hotplug coded caching system [14], in which some users are offline at the time of delivery. Clearly, this is more practical than the original setup because some users may fail to convey their demands to the server; however, in the MAN scheme, the demands of all users are needed to generate the transmissions. In a hotplug coded caching system, there are a total of K users, but only K' users are active at the time of delivery. During the placement, only the number of active users should be known to the server, not their identity. That means placements in the users' cache will be made in such a way that in the delivery phase, the server can send the transmissions as soon as the demands of any K' active users are received. In [14], authors have provided a scheme for hotplug coded caching systems based on the MAN scheme, in which coded placements were made using Maximum Distance Separable (MDS) codes [15]. An $[n, k]$ MDS code has the property that any k symbols out of n symbols are information symbols, i.e., the information can be recovered from any set of k code symbols. Also, in [16], authors have considered the case of user inactivity for centralized and decentralized coded caching systems. Recently, in [17], the hotplug coded caching systems were studied with the demand privacy condition.

The high subpacketization was the problem of the MAN scheme when it came to the implementation. To tackle that problem, in [18], authors proposed the concept of placement delivery array (PDA), which provides both placement and delivery strategies in a single array. They proposed a new centralized coded caching scheme using PDAs and also proved that the MAN scheme corresponds to a class of PDA referred to as MAN PDA. There are many coded caching schemes proposed in the literature based on the PDAs [19]–[24].

A. Contributions

The contributions of this paper are listed as follows.

- 1) We introduce the concept of placement delivery arrays for hotplug coded caching schemes and refer to it as HpPDA.
- 2) Corresponding to each HpPDA, we define the placement and delivery phases of a hotplug coded caching scheme in Algorithm 1.

- 3) We provide a class of HpPDA that corresponds to the first new scheme given in [14]. Since the placement and delivery phases of the first new scheme were similar to the MAN scheme but with coded placements, the corresponding class of HpPDA consists of MAN PDA. Therefore, we refer to this class as MAN HpPDA.
- 4) We provide a method to further reduce the rate of a hotplug coded caching scheme using HpPDA, and using that method, we reduce the rate of the scheme that corresponds to MAN HpPDA.
- 5) We propose a class of HpPDAs based on t -designs, and the hotplug coded caching scheme corresponds to that is referred to as t -Scheme in this paper. t -Scheme provides multiple non-trivial memory rate points using one t -design. This is in contrast to the work in [25]–[28] using designs where the schemes corresponds to only one non-trivial point. The rate of t -Scheme is further improved.
- 6) Further, we present the comparison of t -Scheme with the existing schemes for several examples of t -designs, which show that t -Scheme is better than the existing schemes in certain higher memory ranges.
- 7) Using two classes of $3-(v, k, \lambda)$ design, we show that t -Scheme for a hotplug coded caching system with three active users achieves the converse lower bound for some memory points.

B. Paper organization

This paper focuses on the hotplug coded caching systems [14]. In the next section, we describe the model of a hotplug coded caching system and briefly review the scheme of [14]. The definitions of PDA and some combinatorial designs are given in Section III with some results on t -designs, which will be useful in the proposed construction of HpPDAs. In Section IV, we define HpPDA, and corresponding to each HpPDA, we define a hotplug coded caching scheme whose placement and delivery phases are defined in Algorithm 1 given in Section IV. Then, we provide a class of HpPDA that corresponds to the scheme given in [14]. We summarize our results in Section V. In Section VI, we provide a method to reduce the rate of a hotplug coded caching scheme using HpPDAs. Based on that method, we reduce the rate of the scheme given in [14]. In Section VII, we construct a class of HpPDA based on a class of combinatorial designs called t -designs, and then we improve the rate of that scheme. The comparison between the rate of the proposed scheme with the existing schemes is given in Section VIII. In the last, we prove that the cut-set bound is achieved in some higher memory ranges for a hotplug coded caching system with three active users in Section IX. Finally, we conclude the paper in Section X.

C. Notations

For a positive integer n , $[n]$ denotes the set $\{1, 2, \dots, n\}$ and $[a : b]$ denotes the set $\{a, a + 1, \dots, b\}$. For two sets A and B , the notation $A \setminus B$ denotes the set of elements in A which are not in B . For a set A , the number of elements in it is represented by $|A|$. The binomial coefficient represented as $\binom{n}{k}$ is equal to $\frac{n!}{k!(n-k)!}$, where n and k are positive integers

such that $k \leq n$. For a set S and a positive integer t , the notation $\binom{S}{t}$ represents the collection of all the subsets of S of size t .

II. HOTPLUG CODED CACHING SYSTEM

In a (K, K', N) hotplug coded caching system, $K' \leq K$, a server stores N files, denoted by W_1, W_2, \dots, W_N each of size B bits. The K number of users are connected to the server via an error-free shared link. Each user has a cache of size of M files.

In placement phase, server is unaware of which K' users will be active and what will be their demands. Assumption is that server knows that there will be K' number of users active at the time of delivery. In delivery phase, the active users will send their demand to the server, the server will send the transmissions on shared link in such a way that the demand of each active user is satisfied using transmissions and cache content.

In [14], authors proposed three schemes named as *baseline scheme*, *first new scheme* and *second new scheme*. We briefly describe the *first new scheme* in the following subsection.

A. Existing scheme for hotplug caching system based on MAN scheme [14]

We will refer to this scheme as MT (Ma and Tuninetti) scheme in the rest of the paper. Fix $t \in [K']$ and partition each file into $\binom{K'}{t}$ equal-size subfiles as

$$W_i = \{W_{i,S} : S \subseteq [K'], |S| = t\}, \text{ for all } i \in [N].$$

Then, for every $i \in [N]$, we treat the subfiles of each file as the information symbols of an MDS code with generator matrix G of dimension $\binom{K'}{t} \times \binom{K}{t}$. The MDS coded symbols are

$$\begin{bmatrix} C_{i,S'_1} \\ C_{i,S'_2} \\ \vdots \\ C_{i,S'_{\binom{K}{t}}} \end{bmatrix} = G^T \begin{bmatrix} W_{i,S_1} \\ W_{i,S_2} \\ \vdots \\ W_{i,S_{\binom{K'}{t}}} \end{bmatrix}, \quad \forall i \in [N].$$

Placement Phase: The cache content of user j is

$$Z_j = \{C_{i,S'} : i \in [N], S' \subseteq [K], |S'| = t, j \in S'\}, \quad \forall j \in [K].$$

Delivery phase: Let I denote the set of active users. Clearly, $I \subseteq [K]$ and $|I| = K'$. The demands of active K' users are denoted by $D[I] = [d_{i_1}, d_{i_2}, \dots, d_{i_{K'}}]$. Then for all $S \subseteq I, |S| = t + 1$ server will broadcast the following subfile

$$X_S = \sum_{k \in S} C_{d_k, S \setminus \{k\}}.$$

In case of repeated demands, there are $\binom{K'-r'}{t+1}$ out of $\binom{K'}{t+1}$ redundant transmissions, which need not be sent (according to the YMA delivery [4]), where $r' = \min(N, K')$.

This scheme achieves the rate memory pair

$$(M_t, R_t) = \left(N \frac{\binom{K-1}{t-1}}{\binom{K'}{t}}, \frac{\binom{K'}{t+1} - \binom{K'-r'}{t+1}}{\binom{K'}{t}} \right), \quad \forall t \in [K'],$$

where $r' = \min(N, K')$.

B. Converse bounds

For a (K, K', N) hotplug coded caching system, we can utilize any converse result from the classical coded caching system with K' users and N files. Clearly, the rate of a hotplug system cannot be better than the rate of a system where the server has prior knowledge of the set of K' active users. The following bound was given in [1] on the rate of the classical coded caching system and is called cut-set bound.

Lemma 1 ([1]). *For N files and K' users each with cache of size $0 \leq M \leq N$, the rate R of a classical coded caching system is bounded by*

$$R \geq \max_{s \in \{1, \dots, \min\{N, K'\}\}} \left(s - \frac{s}{\lfloor N/s \rfloor} M \right).$$

The following converse bound was given by Yu et al. in [29].

Lemma 2 ([29]). *For N files and K' users each with cache of size $0 \leq M \leq N$, the rate R of a classical coded caching system is lower bounded by*

$$R \geq s - 1 + \alpha - \frac{s(s-1) - \ell(\ell-1) + 2\alpha s}{2(N-\ell+1)} M,$$

for any $s \in [\min(N, K')]$, $\alpha \in [0, 1]$, where $\ell \in \{1, \dots, s\}$ is the minimum value such that

$$\frac{s(s-1) - \ell(\ell-1)}{2} + \alpha s \leq (N-\ell+1)\ell.$$

III. PRELIMINARIES

In this section, we review the definition of PDAs for dedicated coded caching systems, and PDA construction of MAN coded caching scheme. In Section VII, we will use combinatorial designs to construct PDAs for hotplug coded caching scheme, for which we review some basic definitions and results related to designs in this section.

Definition 1 (Placement Delivery Array [18]). *For positive integers K, F, Z and S , an $F \times K$ array $P = (p_{j,k})_{j \in [F], k \in [K]}$, composed of a specific symbol “*” and non-negative integers from $[1 : S]$, is called a $[K, F, Z, S]$ -PDA if it satisfies the following conditions:*

- C1. The symbol “*” appears Z times in each column,
- C2. Each integer occurs at least once in the array,
- C3. For any two distinct entries p_{j_1, k_1} and p_{j_2, k_2} , $p_{j_1, k_1} = p_{j_2, k_2} = s$ is an integer only if
 - a) $j_1 \neq j_2, k_1 \neq k_2$, i.e., they lie in distinct rows and distinct columns; and
 - b) $p_{j_1, k_2} = p_{j_2, k_1} = *$, i.e., the corresponding 2×2 sub-array formed by rows j_1, j_2 and columns k_1, k_2 must be of the following form

$$\begin{bmatrix} s & * \\ * & s \end{bmatrix} \quad \text{or} \quad \begin{bmatrix} * & s \\ s & * \end{bmatrix}.$$

A $[K, F, Z, S]$ -PDA P corresponds to a (K, N, M) coded caching scheme with K users, N files, cache memory of size of M files, subpacketization level F , $\frac{M}{N} = \frac{Z}{F}$ and rate $R = \frac{S}{F}$.

Remark 1. A PDA P is called a g - $[K, F, Z, S]$ regular PDA if each integer $s \in [S]$ appears exactly g times in P .

Example 1. A 3-(6, 4, 2, 4) PDA,

$$B = \begin{bmatrix} * & 2 & * & 3 & * & 1 \\ 1 & * & * & 4 & 2 & * \\ * & 4 & 1 & * & 3 & * \\ 3 & * & 2 & * & * & 4 \end{bmatrix}.$$

Construction of MAN PDA [18]: Let K be an positive integer, $t \in [K]$ and $F = \binom{K}{t}$. Now arrange all the subsets of size $t+1$ of $[K]$ in a some specific order and define $f(S)$ to be its order for a set $S \subseteq [K], |S| = t+1$. Then MAN PDA $P = (p_{\tau, j})$, whose rows are indexed by the elements τ in $\binom{[K]}{t}$ and columns are index by the elements j in $[K]$, is defined as

$$p_{\tau, j} = \begin{cases} f(\tau \cup \{j\}) & \text{if } j \notin \tau \\ * & \text{otherwise} \end{cases}.$$

Here, P is a $(t+1)$ - $\left[K, \binom{K}{t}, \binom{K-1}{t-1}, \binom{K}{t+1} \right]$ regular PDA, which corresponds to a (K, N, M) coded caching scheme with K users, N files, cache memory of size of M files, $\frac{M}{N} = \frac{t}{K}$ and rate $R = \frac{K-t}{t+1}$.

Example 2. A 4-[4, 6, 3, 4] MAN PDA for $t = 2$,

$$B = \begin{matrix} & 1 & 2 & 3 & 4 \\ \{1, 2\} & * & * & 1 & 2 \\ \{1, 3\} & * & 1 & * & 3 \\ \{1, 4\} & * & 2 & 3 & * \\ \{2, 3\} & 1 & * & * & 4 \\ \{2, 4\} & 2 & * & 4 & * \\ \{3, 4\} & 3 & 4 & * & * \end{matrix}.$$

Now we present some basic definitions of designs. For more details of these results, refer to [30].

Definition 2 (Design). *A design is a pair (X, \mathcal{A}) such that the following properties are satisfied:*

- 1) X is a set of elements called points, and
- 2) \mathcal{A} is a collection of nonempty subsets of X called blocks.

Definition 3 (t -design). *Let v, k, λ and t be positive integers such that $v > k \geq t$. A t - (v, k, λ) design is a design (X, \mathcal{A}) such that the following properties are satisfied:*

- 1) $|X| = v$,
- 2) each block contains exactly k points, and
- 3) every set of t distinct points is contained in exactly λ blocks.

For the sake of simplified presentation, the parantheses and commas have been dropped from the blocks in the following examples and in some other examples later, i.e., a block $\{a, b, c\}$ is written as abc .

Example 3. Let $X = \{1, 2, 3, 4, 5, 6, 7\}$, and $\mathcal{A} = \{127, 145, 136, 467, 256, 357, 234\}$. This is a 2-(7, 3, 1) design.

Example 4. Let $X = \{1, 2, 3, 4, 5, 6\}$, and $\mathcal{A} = \{1456, 2356, 1234, 1256, 1346, 2345, 1236, 2456, 1345, 2346, 1356, 1245, 3456, 1246, 1235\}$. This is a 3-(6, 4, 3) design.

Corresponding to a t -(v, k, λ) design (X, \mathcal{A}) there exists a $(t-i)$ -($v-i, k-i, \lambda$) design $(X \setminus Z, \{A \setminus Z : Z \subseteq A \in \mathcal{A}\})$, where $Z \subseteq X, |Z| = i < t$.

Definition 4 (Incidence Matrix). Let (X, \mathcal{A}) be a design where $X = \{x_1, x_2, \dots, x_v\}$ and $\mathcal{A} = \{A_1, A_2, \dots, A_b\}$. The incidence matrix of (X, \mathcal{A}) is the $v \times b$ matrix $M = (m_{i,j})$ such that $m_{i,j} = 1$ if $x_i \in A_j$, and $m_{i,j} = 0$ if $x_i \notin A_j$.

Theorem 1 ([30]). Suppose that (X, \mathcal{A}) is a t -(v, k, λ) design. Suppose that $Y \subseteq X$, where $|Y| = s \leq t$. Then there are exactly

$$\lambda_s = \frac{\lambda \binom{v-s}{t-s}}{\binom{k-s}{t-s}} \quad (1)$$

blocks in \mathcal{A} that contain all the points in Y .

Therefore, the number of blocks in a t -design is $b = \lambda_0 = \frac{\lambda \binom{v}{t}}{\binom{k}{t}}$, and each point belongs to exactly $\lambda_1 = \frac{\lambda \binom{v-1}{t-1}}{\binom{k-1}{t-1}}$ blocks. Clearly, a t -(v, k, λ) design (X, \mathcal{A}) is also an s -(v, k, λ_s) design, for all $1 \leq s \leq t$.

Theorem 1 can be generalized as follows.

Theorem 2 ([30]). Suppose that (X, \mathcal{A}) is a t -(v, k, λ) design. Suppose that $Y, Z \subseteq X$, where $Y \cap Z = \emptyset, |Y| = i, |Z| = j$, and $i + j \leq t$. Then there are exactly

$$\lambda_i^{i+j} = \frac{\lambda \binom{v-i-j}{k-i}}{\binom{v-t}{k-t}}$$

blocks in \mathcal{A} that contain all the points in Y and none of the points in Z .

The next corollary directly follows from Theorem 2.

Corollary 1. Suppose that (X, \mathcal{A}) is a t -(v, k, λ) design and $Y \subseteq T \subseteq X$, where $|T| = t, |Y| = i$ with $i \leq t$. Then there are exactly

$$\lambda_i^t = \frac{\lambda \binom{v-t}{k-i}}{\binom{v-t}{k-t}}. \quad (2)$$

blocks in \mathcal{A} that contain all the points in Y and none of the points in $T \setminus Y$.

IV. PDA FOR HOTPLUG CODED CACHING SYSTEM

In this section, we introduce a PDA structure for hotplug coded caching system, and then provide an algorithm to characterize the placement and delivery of a hotplug coded caching scheme.

Definition 5 (Hotplug placement delivery array (HpPDA)). Let K, K', F, F', Z, Z' and S be integers such that $K \geq K', F \geq F', Z < F'$. Consider two arrays given as follows

- $P = (p_{f,k})_{f \in [F], k \in [K]}$ which is an array containing '*' and null. Each column contains Z number of '*'s.
- $B = (b_{f,k})_{f \in [F'], k \in [K']}$ which is a $[K', F', Z', S]$ -PDA.

For each $\tau \subseteq [K], |\tau| = K'$, there exists a subset $\zeta \subseteq [F], |\zeta| = F'$ such that

$$[P]_{\zeta \times \tau} \stackrel{*}{=} B, \quad (3)$$

where $[P]_{\zeta \times \tau}$ denotes the subarray of P whose rows corresponds to the set ζ and columns corresponds to the set τ , and $\stackrel{*}{=}$ denotes that the positions of all '*'s are same in both the arrays. We call it a (K, K', F, F', Z, Z', S) -HpPDA (P, B) .

Example 5. For the parameters $K = 6, K' = 3, F = 6, F' = 3, Z = Z' = 1$ and $S = 3$, a HpPDA (P, B) is given by

$$B = \begin{bmatrix} * & 1 & 2 \\ 1 & * & 3 \\ 2 & 3 & * \end{bmatrix}, \quad P = \begin{bmatrix} * & & & & & \\ & * & & & & \\ & & * & & & \\ & & & * & & \\ & & & & * & \\ & & & & & * \end{bmatrix}.$$

Clearly, for each $\tau \subseteq [6], |\tau| = 3$, there exists $\zeta \subseteq [6], |\zeta| = 3$ such that $[P]_{\zeta \times \tau} \stackrel{*}{=} B$. In this example, $\zeta = \tau$ for all $\tau \subseteq [6]$.

Example 6. For the parameters $K = 6, K' = 4, F = 15, F' = 6, Z = 5, Z' = 3, S = 4$, a HpPDA (P, B) is given as

$$B = \begin{bmatrix} * & * & 1 & 2 \\ * & 1 & * & 3 \\ * & 2 & 3 & * \\ 1 & * & * & 4 \\ 2 & * & 4 & * \\ 3 & 4 & * & * \end{bmatrix}, \quad P = \begin{matrix} & 1 & 2 & 3 & 4 & 5 & 6 \\ \begin{matrix} 1 \\ 2 \\ 3 \\ 4 \\ 5 \\ 6 \\ 7 \\ 8 \\ 9 \\ 10 \\ 11 \\ 12 \\ 13 \\ 14 \\ 15 \end{matrix} & \begin{bmatrix} * & * & & & & \\ * & & * & & & \\ * & & & * & & \\ * & & & & * & \\ * & & & & & * \\ & * & * & & & \\ & * & & * & & \\ & * & & & * & \\ & * & & & & * \\ & & * & * & & \\ & & * & & * & \\ & & & * & * & \\ & & & * & & * \\ & & & & * & * \end{bmatrix} \end{matrix}.$$

Here, for each $\tau \subseteq [6], |\tau| = 4$, there exists $\zeta = \{S \subseteq \tau \mid |S| = 2\}, |\zeta| = 6$ such that $[P]_{\zeta \times \tau} \stackrel{*}{=} B$.

Theorem 3. Given a (K, K', F, F', Z, Z', S) -HpPDA (P, B) , there exists a (K, K', N) hotplug coded caching scheme with the following parameters,

- subpacketization level is F' ,
- $\frac{M}{N} = \frac{Z}{F'}$, where M denotes the number of files each user can store in its cache and $M < N$,
- rate, $R = \frac{S}{F'}$,

which can be obtained by Algorithm 1, in which $[F, F']$ MDS code is used for encoding the subfiles of each file.

Proof. In the placement phase of Algorithm 1, array P is used to fill the cache of each user. The columns of P corresponds to K users and rows corresponds to F coded subfiles $C_{n,f}$ of each file $W_n, n \in [N]$. The cache of the user k contains the subfile $C_{n,f}$ if $p_{f,k} = *$. Since each column of P contains Z number of '*'s and the size of each coded subfile is B/F' , we have $\frac{M}{N} = \frac{Z}{F'}$. Since $Z < F'$, we have $M < N$.

In the delivery phase of Algorithm 1, array B is used for the transmissions. Let $I = \{i_1, i_2, \dots, i_{K'}\}, 1 \leq i_k \leq$

$K, \forall k \in [K']$, be the set of active users with demands $D[I] = (d_{i_1}, d_{i_2}, \dots, d_{i_{K'}})$. By the property of HpPDA, for set I there exists a subset $\zeta \subseteq [F], |\zeta| = F'$ such that $[P]_{\zeta, I} \stackrel{*}{=} B$.

Then a PDA \bar{P} is constructed for users with the help of B , and corresponding to each integer $s \in [S]$ in \bar{P} , a X_s transmission is made. Since \bar{P} is a PDA, each integer in i_k -th column will provide user i_k a coded subfile of the desired file d_{i_k} . There are total Z' stars and $F' - Z'$ integers in a column. Hence using the transmissions, each user will get $F' - Z'$ coded subfiles of the desired file, and there are already Z coded subfiles of every file in each user's cache. Therefore, the user have total $F' - Z' + Z \geq F'$ (as $Z - Z' \geq 0$) number of coded subfiles of the desired file, and using those subfiles, the user can recover the desired file. Since the total number of transmissions is equal to the total number of integers in PDA B , which is equal to S , therefore, the rate is $R = \frac{S}{F'}$. \square

Algorithm 1 Hotplug coded caching scheme based on HpPDA (P, B)

- 1: **function** PLACEMENT PHASE($P; W_n, n \in [N]; G$)
- 2: Divide each file $W_n, n \in [N]$ into F' subfiles, i.e., $W_n = \{W_{n,f'} | f' \in [F']\}$.
- 3: Encode F' subfiles of each file $W_n, n \in [N]$, into F coded subfiles using $[F, F']$ MDS code with generator matrix G of order $F' \times F$, i.e.,

$$\begin{bmatrix} C_{n,1} \\ C_{n,2} \\ \vdots \\ C_{n,F} \end{bmatrix} = G^T \begin{bmatrix} W_{n,1} \\ W_{n,2} \\ \vdots \\ W_{n,F'} \end{bmatrix}.$$

- 4: **for** $k \in [K]$ **do**
- 5: $Z_k \leftarrow \{C_{n,f} | p_{f,k} = *, n \in [N], f \in [F]\}$.
- 6: **function** DELIVERY PHASE($B; P; W_n, n \in [N]; I; D[I]$)
- 7: Let I be the set of active users with demands $D[I] = (d_{i_1}, d_{i_2}, \dots, d_{i_{K'}})$.
- 8: By the property of (P, B) HpPDA, for $I \subseteq [K], |I| = K'$, there exists a subset $\zeta \subseteq [F], |\zeta| = F'$ such that $[P]_{\zeta \times I} \stackrel{*}{=} B$.
- 9: Make a new array $\bar{P} = (\bar{p}_{f,k})_{f \in \zeta, k \in I}$ by filling $s \in [S]$ integers in null spaces of the subarray $[P]_{\zeta \times I}$ in such a way that $\bar{P} = B$.
- 10: **for** $s \in [S]$ **do**
- 11: Server sends the following coded subfiles:
- 12:

$$X_s = \sum_{\bar{p}_{f,k}=s, f \in \zeta, k \in I} C_{d_k, f}.$$

A. HpPDA for the MT scheme

In this section, we present a class of HpPDA for a (K, K', N) hotplug coded caching scheme given in Section

II. We refer to HpPDAs in this class as MAN HpPDAs. For $t \in [K']$, let

$$\begin{aligned} F' &= \binom{K'}{t}, & F &= \binom{K}{t}, \\ Z' &= \binom{K'-1}{t-1}, & Z &= \binom{K-1}{t-1}, \\ S &= \binom{K'}{t+1}. \end{aligned} \quad (4)$$

Further, let B be an $[K', F', Z', S]$ -PDA for MAN scheme for K' users, and P can be obtained by replacing all the integers by null in an $[K, F, Z, S_1]$ -PDA for MAN scheme for K users. Therefore, we have $B = (b_{\tau,k})_{\tau \in \binom{[K']}{t}, k \in [K']}$, where

$$b_{\tau,k} = \begin{cases} * & \text{if } k \in \tau \\ f(\tau \cup \{k\}) & \text{if } k \notin \tau \end{cases}, \quad (5)$$

and f is an one to one map from $\binom{[K']}{t+1}$ to $\binom{[K']}{t+1}$, and the array $P = (p_{\tau,k})_{\tau \in \binom{[K']}{t}, k \in [K]}$, where

$$p_{\tau,k} = \begin{cases} * & \text{if } k \in \tau \\ \text{null} & \text{if } k \notin \tau \end{cases}. \quad (6)$$

Note 1. The HpPDA given in this subsection corresponds to the MT scheme without YMA delivery, i.e., the rate is $R = \frac{S}{F'} = \frac{\binom{K'}{t+1}}{\binom{K'}{t}}$. However, if $N < K'$, some redundant transmissions can be reduced using YMA delivery.

Theorem 4. For the parameters defined in (4), (P, B) is a (K, K', F, F', Z, Z', S) -HpPDA.

Proof. Clearly, B is an $[K', F' = \binom{K'}{t}, Z' = \binom{K'-1}{t-1}, S = \binom{K'}{t+1}]$ PDA obtained from MAN scheme for K' users, and P is a $\binom{K}{t} \times K$ array whose rows are indexed by the elements in the set $\binom{[K]}{t}$ and columns are indexed by the elements in $[K]$. The array P contains exactly $\binom{K-1}{t-1}$ "*"s in each column. Now we need to prove that the pair (P, B) satisfy the property (3).

Let $\tau = \{i_1, i_2, \dots, i_{K'}\} \subseteq [K]$. Consider a set $\zeta = \{S \subseteq \binom{[K]}{t} | S \subseteq \tau\} = \{S \subseteq \tau | |S| = t\} = \binom{\tau}{t}$. Clearly, $|\zeta| = \binom{K'}{t} = F'$. Corresponding to the sets τ and ζ , we have a subarray $[P]_{\zeta \times \tau}$ of P such that $[P]_{\zeta \times \tau}(S, i_j) = *$ if and only if $i_j \in S, S \in \zeta$. Also, $B(S, j) = *$ if and only if $j \in S, S \in \binom{[K']}{t}$. There is an one to one correspondence $\phi : \tau \rightarrow [K']$ such that $\phi(i_j) = j, \forall i_j \in \tau$. Also, there is an one to one correspondence $\psi : \zeta = \binom{\tau}{t} \rightarrow \binom{[K']}{t}$ such that $\psi(\{i_{j_1}, i_{j_2}, \dots, i_{j_t}\}) = \{j_1, j_2, \dots, j_t\}$, for all $1 \leq j_1, j_2, \dots, j_t \leq K'$. Clearly, $i_j \in S, S \in \zeta$, if and only if $\phi(i_j) \in \psi(S)$. Therefore, we have $[P]_{\zeta \times \tau}(S, i_j) = B(\psi(S), \phi(i_j)) = *$ if and only if $i_j \in S, S \in \zeta$. Hence $[P]_{\zeta \times \tau} \stackrel{*}{=} B$. \square

Example (Example 6 continued). Consider the HpPDA (P, B) given in Example 6 which corresponds to a hotplug coded caching system with $K = 6$ users and $K' = 4$ active users. This HpPDA can be achieved by the method given in Subsection IV-A for $t = 2$.

Now using HpPDA (P, B) in Algorithm 1, we get a $(6, 4, 6)$ hotplug coded caching scheme in the following way.

Placement Phase: From Line 2 in Algorithm 1, each file is divided into $F' = 6$ subfiles, i.e., $W_n = \{W_{n,1}, W_{n,2}, \dots, W_{n,6}\}, n \in [6]$. Encode all the subfiles of file W_n into $F = 15$ coded subfile $C_{n,1}, C_{n,2}, \dots, C_{n,15}$, using a $[15, 6]$ MDS code with generator matrix $G_{6 \times 15}$, i.e.,

$$[C_{n,1} \ C_{n,2} \ \dots \ C_{n,15}] = [W_{n,1} \ W_{n,2} \ \dots \ W_{n,6}] G.$$

From Lines 4-6 in Algorithm 1, the caches of all users are filled as follows:

$$\begin{aligned} Z_1 &= \{C_{n,1}, C_{n,2}, C_{n,3}, C_{n,4}, C_{n,5} \mid n \in [6]\} \\ Z_2 &= \{C_{n,1}, C_{n,6}, C_{n,7}, C_{n,8}, C_{n,9} \mid n \in [6]\} \\ Z_3 &= \{C_{n,2}, C_{n,6}, C_{n,10}, C_{n,11}, C_{n,12} \mid n \in [6]\} \\ Z_4 &= \{C_{n,3}, C_{n,7}, C_{n,10}, C_{n,13}, C_{n,14} \mid n \in [6]\} \\ Z_5 &= \{C_{n,4}, C_{n,8}, C_{n,11}, C_{n,13}, C_{n,15} \mid n \in [6]\} \\ Z_6 &= \{C_{n,5}, C_{n,9}, C_{n,12}, C_{n,14}, C_{n,15} \mid n \in [6]\}. \end{aligned}$$

Delivery Phase: Let the set of active users be $I = \{1, 4, 5, 6\}$ with demands $D[I] = \{2, 3, 1, 5\}$. From Line 11 in Algorithm 1, we get

$$\overline{P} = \begin{matrix} & 1 & 4 & 5 & 6 \\ \begin{matrix} 3 \\ 4 \\ 5 \\ 13 \\ 14 \\ 15 \end{matrix} & \begin{bmatrix} * & * & 1 & 2 \\ * & 1 & * & 3 \\ * & 2 & 3 & * \\ 1 & * & * & 4 \\ 2 & * & 4 & * \\ 3 & 4 & * & * \end{bmatrix} \end{matrix}.$$

From Lines 12-15 in Algorithm 1, the server trasmits the following coded files:

$$\begin{aligned} X_1 &= C_{2,13} + C_{3,4} + C_{1,3} \\ X_2 &= C_{2,14} + C_{3,5} + C_{5,3} \\ X_3 &= C_{2,15} + C_{1,5} + C_{5,4} \\ X_4 &= C_{3,15} + C_{1,14} + C_{5,13} \end{aligned}$$

To recover a file, only six coded subfiles are required because the MDS codes used in this example has dimension 6. The demand of user 1 is W_2 . The user 1 gets $C_{2,13}, C_{2,14}, C_{2,15}$ from X_1, X_2, X_3 , respectively. Since user 1 already has $C_{2,3}, C_{2,4}, C_{2,5}$ in its cache, it can recover file W_2 . Similarly, user 4, 5 and 6 will get their desired files. We have

$$\frac{M}{N} = \frac{Z}{F'} = \frac{5}{6} \text{ and } R = \frac{S}{F'} = \frac{2}{3}.$$

There exist HpPDAs other than MAN HpPDAs given in subsection IV-A as shown in the following example.

TABLE I
EXAMPLE 7: A CHOICE OF ζ FOR EACH SET τ OF SIZE 5.

τ	ζ
$\{1, 2, 3, 4, 5\}$	$\{1, 4, 7, 9, 10\}$
$\{1, 2, 3, 4, 6\}$	$\{2, 4, 7, 9, 12\}$
$\{1, 2, 3, 5, 6\}$	$\{2, 4, 7, 8, 11\}$
$\{1, 2, 4, 5, 6\}$	$\{2, 4, 5, 10, 11\}$
$\{1, 3, 4, 5, 6\}$	$\{2, 3, 9, 10, 11\}$
$\{2, 3, 4, 5, 6\}$	$\{6, 7, 9, 10, 11\}$

Example 7. Consider a hotplug coded caching system with $K = 6$ users and $K' = 5$ active users. Then for $F = 12, F' = 5, Z = 4, Z' = 2, S = 9$, we have HpPDA (P, B) , where

$$B = \begin{bmatrix} * & 1 & 4 & 6 & * \\ * & * & 2 & 5 & 7 \\ 1 & * & * & 3 & 8 \\ 4 & 2 & * & * & 9 \\ 6 & 5 & 3 & * & * \end{bmatrix} P = \begin{matrix} & 1 & 2 & 3 & 4 & 5 & 6 \\ \begin{matrix} 1 \\ 2 \\ 3 \\ 4 \\ 5 \\ 6 \\ 7 \\ 8 \\ 9 \\ 10 \\ 11 \\ 12 \end{matrix} & \begin{bmatrix} * & & & & * & \\ * & & & & & * \\ * & & * & & & \\ * & * & & & & \\ & * & & * & & \\ & * & & & & * \\ & * & * & & & \\ & & * & & * & \\ & & * & * & & \\ & & & * & * & \\ & & & & * & * \\ & & & & * & * \end{bmatrix} \end{matrix}.$$

For each $\tau \subseteq [6], |\tau| = 5$, there exists $\zeta \subseteq [12], |\zeta| = 5$ such that $[P]_{\zeta \times \tau}^* = B$. A choice of ζ for each set τ of size 5 is given in Table I.

Now using HpPDA (P, B) in Algorithm 1, we get an $(6, 5, 6)$ hotplug coded caching scheme in the following way.

Placement Phase: From Line 2 in Algorithm 1, each file is divided into $F' = 6$ subfiles, i.e., $W_n = \{W_{n,1}, W_{n,2}, \dots, W_{n,5}\}, n \in [6]$. Encode all the subfiles of file W_n into $F = 12$ coded subfile $C_{n,1}, C_{n,2}, \dots, C_{n,12}$, using an $[12, 5]$ MDS code with generator matrix $G_{5 \times 12}$, i.e.,

$$[C_{n,1} \ C_{n,2} \ \dots \ C_{n,12}] = [W_{n,1} \ W_{n,2} \ \dots \ W_{n,5}] G.$$

From Lines 4-6 in Algorithm 1, the caches of all users are filled as follows:

$$\begin{aligned} Z_1 &= \{C_{n,1}, C_{n,2}, C_{n,3}, C_{n,4} \mid n \in [6]\} \\ Z_2 &= \{C_{n,4}, C_{n,5}, C_{n,6}, C_{n,7} \mid n \in [6]\} \\ Z_3 &= \{C_{n,3}, C_{n,7}, C_{n,8}, C_{n,9} \mid n \in [6]\} \\ Z_4 &= \{C_{n,5}, C_{n,9}, C_{n,10}, C_{n,12} \mid n \in [6]\} \\ Z_5 &= \{C_{n,1}, C_{n,8}, C_{n,10}, C_{n,11} \mid n \in [6]\} \\ Z_6 &= \{C_{n,2}, C_{n,6}, C_{n,11}, C_{n,12} \mid n \in [6]\}. \end{aligned}$$

Delivery Phase: Let the set of active users be $I = \{1, 2, 4, 5, 6\}$ with demands $D[I] = \{6, 3, 1, 2, 5\}$. From Line 11 in Algorithm 1, we get

$$\overline{P} = \begin{matrix} & 1 & 2 & 4 & 5 & 6 \\ 2 & \begin{bmatrix} * & 1 & 4 & 6 & * \\ * & * & 2 & 5 & 7 \\ 1 & * & * & 3 & 8 \\ 4 & 2 & * & * & 9 \\ 6 & 5 & 3 & * & * \end{bmatrix} \\ 4 & \\ 5 & \\ 10 & \\ 11 & \end{matrix}.$$

From Lines 12-15 in Algorithm 1, the server trasmits the following coded files: $X_1 = C_{6,5} + C_{3,2}$, $X_2 = C_{3,10} + C_{1,4}$, $X_3 = C_{1,11} + C_{2,5}$, $X_4 = C_{6,10} + C_{1,2}$, $X_5 = C_{3,11} + C_{2,4}$, $X_6 = C_{6,11} + C_{2,2}$, $X_7 = C_{5,4}$, $X_8 = C_{5,5}$ and $X_9 = C_{5,10}$. To recover a file, only five coded subfiles are required because the MDS codes used in this example has dimension 5. The demand of the user 4 is W_1 . The user 4 gets $C_{1,4}$, $C_{1,11}$, $C_{1,2}$ from X_2 , X_3 , X_4 , respectively. Since the user 4 already has $C_{1,5}$, $C_{1,10}$ in its cache, it can recover file W_2 . Similarly, the users 1, 2, 5 and 6 will get their desired files. Here, we have $\frac{M}{N} = \frac{4}{5}$ and $R = \frac{9}{5}$.

V. MAIN RESULTS

In this section we summarise our main results, which will be proved in the subsequent sections. In the following theorem, we give the memory-rate points achievable by the improved version of MAN HpPDA given in Section VI.

Theorem 5. For (K, K', N) hotplug coded caching system, the lower convex envelope of the following points is achievable

$$\left(\frac{M}{N}, R \right) = \left(\frac{\binom{K-1}{t-1}}{\binom{K'}{t}}, \frac{\binom{K'}{t+1} - \lfloor \frac{K'}{t+1} \rfloor (\binom{K-1}{t-1} - \binom{K'-1}{t-1})}{\binom{K'}{t}} \right),$$

for all $t \in [0 : K']$.

In the following theorem, we give the memory-rate points achievable by HpPDAs constructed using t -designs in Section VII. For a t - (v, k, λ) design, λ_1 is defined in (1) and λ_s^t is defined in (2), for $1 \leq s < t$.

Theorem 6. [t -Scheme] For $s \in [t-1]$, $a_s \in \{0, 1, \dots, \lambda_s^t\}$, such that $\sum_{s=1}^{t-1} a_s \binom{t}{s} > \lambda_1$, a (v, t, N) hotplug coded caching scheme exist with the following memory-rate points

$$\left(\frac{M}{N}, R \right) = \left(\frac{\lambda_1}{\sum_{s=1}^{t-1} a_s \binom{t}{s}}, \frac{\sum_{s=1}^{t-1} a_s \binom{t}{s+1}}{\sum_{s=1}^{t-1} a_s \binom{t}{s}} \right).$$

The rate given in Theorem 6 can be further improved which is described in Subsection VII-A. Further, in Section VIII, we give a comparison of improved t -Scheme with other existing scheme for multiple examples of t -designs and show that we are getting better rate in some higher memory ranges. Also, we get some memory-rate points which achieves the cut-set bound.

The following two classes of t -designs are given in [30, Theorem 9.14] and [30, Theorem 9.27], respectively.

- For all even integers $v \geq 6$, there exists a 3 - $(v, 4, 3)$ design.
- For all prime powers q , there exists a 3 - $(q^2 + 1, q + 1, 1)$ design.

Using these classes of designs, we get some optimal memory-rate points achieving cut-set bound for a $(K, 3, N)$ hotplug coded caching system.

Theorem 7. For a $(K, 3, N)$ hotplug coded caching system, where K is an even integer and $K \geq 6$, we get the optimal memory-rate points

$$\left(\frac{M}{N}, R \right) = \left(\frac{\binom{K-1}{2}}{3(a_1 + a_2)}, \frac{3(a_1 + a_2) - \binom{K-1}{2}}{3(a_1 + a_2)} \right),$$

where $0 \leq a_1 \leq \binom{K-4}{2}$, $0 \leq a_2 \leq \frac{3}{2}(K-4)$ and $\binom{K-1}{2} = a + 3a_1 + 2a_2$ for some $0 \leq a < a_2$.

Theorem 8. For a $(q^2 + 1, 3, N)$ hotplug coded caching system, where q is a prime power and $q \geq 3$, we get the optimal memory-rate points

$$\left(\frac{M}{N}, R \right) = \left(\frac{q(q+1)}{3(a_1 + a_2)}, \frac{3(a_1 + a_2) - q(q+1)}{3(a_1 + a_2)} \right),$$

where $0 \leq a_1 \leq q^2 - q - 1$, $0 \leq a_2 \leq q$ and $q(q+1) = a + 3a_1 + 2a_2$ for some $0 \leq a < a_2$.

The proofs of Theorem 7 and Theorem 8 are given in Section IX.

VI. HOTPLUG CODED CACHING SCHEME WITH IMPROVED RATE

The rate of the scheme given in Theorem 3 can be improved further if $Z' < Z$. All the coded subfiles $C_{n,1}, C_{n,2}, \dots, C_{n,F}$ of a file $W_n, n \in [N]$ are obtained using $[F, F']$ MDS code. Therefore, to recover a file W_n , only F' coded files are needed (by the property of MSD codes).

In the placement phase of Algorithm 1, Z number of coded subfiles of each file are placed in each user's cache. In the delivery phase of Algorithm 1, each active user is getting $(F' - Z')$ coded subfiles of desired file. But only $(F' - Z)$ coded subfiles of the desired file are needed for the recovery as Z coded subfiles of every file are already placed in user's cache. That means each user is getting $(Z - Z')$ more coded subfiles of the desired file than required. Since the j -th active user gets one coded subfile corresponding to each integer in j -th column of array B , we can remove $(Z - Z')$ integers from each column of array B .

Let C_i denote the set of integers appearing in the i -th column of array B , where $i \in [K']$. Clearly, $C_i \subseteq [S]$ and $|C_i| = F' - Z'$ for all $i \in [K']$. Choose a subset $T \subseteq [S]$ such that

$$|T \cap C_i| \leq Z - Z', \forall i \in [K']. \quad (7)$$

Make a new array \overline{B} by replacing all $t \in T$ by null in array B . So the array \overline{B} has only $S - |T|$ number of integers. By running Algorithm 1 for HpPDA (\overline{B}, P) , we get a hotplug coded caching scheme with rate,

$$R = \frac{S - |T|}{F'}.$$

Since this can be done for any set $T \subseteq [S]$ which satisfy the condition in (7), choose the largest possible set T , so that the reduction in rate will be large.

Clearly, If $Z = Z'$, then there will be no improvement in the rate.

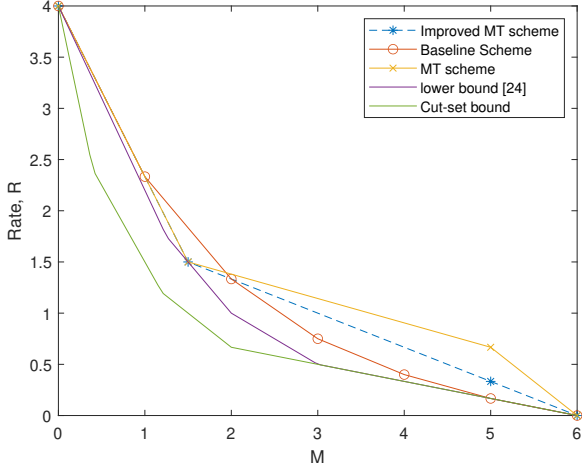


Fig. 1. Example 4: (6, 4, 6) hotplug coded caching system.

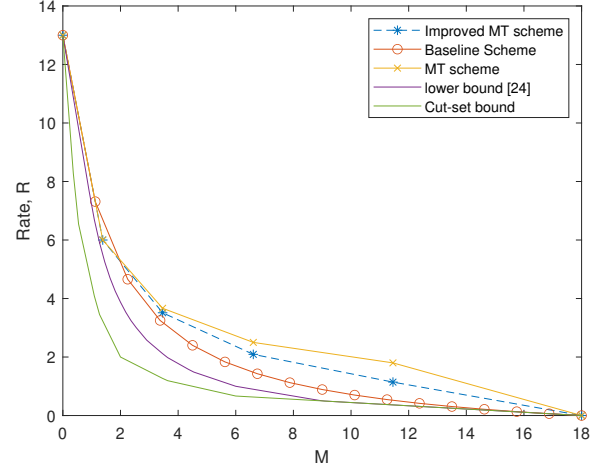


Fig. 2. (16, 13, 18) hotplug coded caching system.

A. Improved version of the MT scheme

Consider the MAN HpPDA (P, B) for the MT scheme, where B and P are defined in (5) and (6). There are total $Z' = \binom{K'-1}{t-1}$ number of $*$'s and $F' - Z' = \binom{K'-1}{t}$ number of integers in each column of array B , and an integer $s \in [S]$ appears exactly in $t + 1$ number of columns. Therefore, $\lfloor \frac{K'}{t+1} \rfloor (Z - Z')$ number of integers can be removed from the array B in such a way that no column will have less than $F' - Z$ number of integer, i.e., there exists a set $T \subseteq [S]$ which satisfies (7) and $|T| = \lfloor \frac{K'}{t+1} \rfloor (Z - Z')$. Hence we have

$$R = \frac{S - \lfloor \frac{K'}{t+1} \rfloor (Z - Z')}{F'}$$

Remark 2. • In Example 6, the set $T = \{1, 2\}$ satisfies the condition given in (7), and therefore we have

$$\bar{B} = \begin{bmatrix} * & * & & & & \\ * & & * & 3 & & \\ * & & 3 & * & & \\ & * & * & 4 & & \\ & & * & 4 & * & \\ 3 & 4 & * & * & & \end{bmatrix}.$$

Now by using Algorithm 1 for HpPDA (\bar{B}, P) , we get rate $R = \frac{1}{3}$. That means in the delivery phase, the server only transmits X_3 and X_4 . The user 1 gets coded subfile $C_{2,15}$ using X_3 . Then user 1 gets its desired file W_2 using $C_{2,1}, C_{2,2}, C_{2,3}, C_{2,4}, C_{2,5}$ from its cache and $C_{2,15}$. The comparison with the existing schemes [14] is given in Fig. 1.

- In Example 7, the set $T = \{1, 3, 4, 5, 7, 8\}$ satisfies the condition given in (7), and therefore we have

$$\bar{B} = \begin{bmatrix} * & & & 6 & * & & \\ * & * & 2 & & & & \\ & * & * & & & & \\ & 2 & * & * & 9 & & \\ 6 & & & * & * & & \end{bmatrix},$$

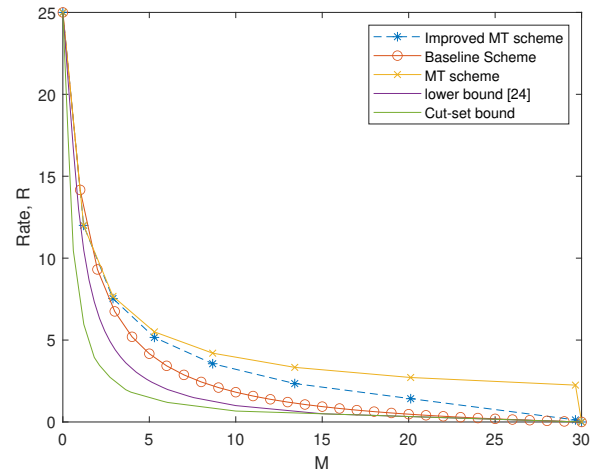


Fig. 3. (30, 25, 30) hotplug coded caching system.

Now by using Algorithm 1 for HpPDA (\bar{B}, P) , we get rate $R = \frac{3}{5}$. That means in the delivery phase, the server only transmits X_2, X_6 and X_9 . The user 4 gets coded subfile $C_{1,4}$ using X_2 . Then the user 4 gets its desired file W_1 using $C_{1,5}, C_{1,9}, C_{1,10}, C_{1,12}$ from its cache and $C_{1,4}$.

For some other examples, the comparison of the improved MT scheme with existing schemes is given in Fig. 2 and Fig. 3.

VII. CONSTRUCTION OF HPPDA FROM t -DESIGNS

Let (X, \mathcal{A}) be a t - (v, k, λ) design with non-repeated blocks, where $X = \{1, 2, \dots, v\}$, $\mathcal{A} = \{A_1, A_2, \dots, A_b\}$ and $|A_i| = k$ for all $i \in \{1, 2, \dots, b\}$. Consider an array P whose rows are indexed by the blocks in \mathcal{A} and columns are indexed by the points in X . The array $P = (P(A, i))_{A \in \mathcal{A}, i \in X}$ is a $b \times v$ array containing “*” and null, and defined as

$$P(A, i) = \begin{cases} * & \text{if } i \in A, \\ \text{null} & \text{if } i \notin A. \end{cases} \quad (8)$$

In other words, P can be obtained by the transpose of the incidence matrix of design (X, \mathcal{A}) after replacing 1 by *, and 0 by null.

For $1 \leq s \leq t$, consider the parameters λ_s and λ_s^t given in (1) and (2), respectively. Now for $1 \leq s \leq t-1$, let $0 \leq a_s \leq \lambda_s^t$, and consider a set

$$\mathcal{R} = \bigcup_{s=1}^{t-1} \left\{ (Y, i) \mid Y \in \binom{[t]}{s}, i \in [a_s] \right\}.$$

Clearly, $|\mathcal{R}| = \sum_{s=1}^{t-1} a_s \binom{t}{s}$. The integers $a_s \in \{0, 1, \dots, \lambda_s^t\}$, $s \in [t-1]$ are chosen in such a way that $|\mathcal{R}| > \lambda_1$. Consider an array B whose rows are indexed by the elements in \mathcal{R} and columns are indexed by the points in $[t]$. The array $B = (B((Y, i), j))$ is a $|\mathcal{R}| \times t$ array, defined as

$$B((Y, i), j) = \begin{cases} * & \text{if } j \in Y, \\ (Y \cup \{j\}, i) & \text{if } j \notin Y. \end{cases} \quad (9)$$

Note: Further, in this section, non star entries in an array (or PDA) are referred as integers. For example, in array B defined in (9), the non star entries are of the form (Y', i) , where Y' is a subset of $[t]$ of size $s+1$ and $i \in [t]$, which will be referred as the integer entries.

Example 8. Consider the 3-(8, 4, 1) design (X, \mathcal{A}) , where $X = \{1, 2, 3, 4, 5, 6, 7, 8\}$, $\mathcal{A} = \{1256, 3478, 2468, 1357, 1458, 2367, 1234, 5678, 1278, 3456, 1368, 2457, 1467, 2358\}$.

The 14×8 array P can be obtained as follows.

$$P = \begin{array}{c} \begin{array}{cccccccc} & 1 & 2 & 3 & 4 & 5 & 6 & 7 & 8 \\ 1234 & * & * & * & * & & & & \\ 1256 & * & * & & & * & * & & \\ 1278 & * & * & & & & & * & * \\ 1357 & * & & * & & * & & * & \\ 1368 & * & & * & & * & & * & \\ 1458 & * & & * & * & & & * & \\ 1467 & * & & * & & * & * & & \\ 3478 & & & * & * & & * & * & \\ 2468 & & * & * & & * & & * & \\ 2358 & & * & * & & * & & * & \\ 2367 & & * & * & & * & * & & \\ 2457 & & * & & * & * & & * & \\ 3456 & & & * & * & * & * & & \\ 5678 & & & & * & * & * & * & \end{array} \end{array}.$$

In this example, we have $\lambda_2^3 = \lambda_1^3 = 2$. By choosing $a_2 = 2$ and $a_1 = 1$, we have $|\mathcal{R}| = 9$ and

$$\begin{aligned} \mathcal{R} &= \left\{ (Y, i) \mid Y \in \binom{[3]}{2}, i \in [2] \right\} \\ &\cup \left\{ (Y, i) \mid Y \in \binom{[3]}{1}, i \in [1] \right\} \\ &= \{(\{1, 2\}, 1), (\{1, 3\}, 1), (\{2, 3\}, 1), (\{1, 2\}, 2), \\ &\quad (\{1, 3\}, 2), (\{2, 3\}, 2), (\{1\}, 1), (\{2\}, 1), (\{3\}, 1)\}. \end{aligned}$$

Therefore, the 9×3 array B can be obtained as follows.

$$B = \begin{array}{c} \begin{array}{ccc} & 1 & 2 & 3 \\ (12, 1) & * & * & (123, 1) \\ (13, 1) & * & (123, 1) & * \\ (23, 1) & (123, 1) & * & * \\ (12, 2) & * & * & (123, 2) \\ (13, 2) & * & (123, 2) & * \\ (23, 2) & (123, 2) & * & * \\ (1, 1) & * & (12, 1) & (13, 1) \\ (2, 1) & (12, 1) & * & (23, 1) \\ (3, 1) & (13, 1) & (23, 1) & * \end{array} \end{array}.$$

or equivalently,

$$B = \begin{bmatrix} * & * & 1 \\ * & 1 & * \\ 1 & * & * \\ * & * & 2 \\ * & 2 & * \\ 2 & * & * \\ * & 3 & 4 \\ 3 & * & 5 \\ 4 & 5 & * \end{bmatrix}.$$

To show that the arrays P and B constructed above using a t -design form a HpPDA, first we prove that B is a PDA in the following lemma.

Lemma 3. For $s \in [t-1]$, and $a_s \in \{0, 1, \dots, \lambda_s^t\}$, the array B defined in (9) is a $[K', F', Z', S]$ PDA, where

$$\begin{aligned} K' &= t, F' = |\mathcal{R}| = \sum_{s=1}^{t-1} a_s \binom{t}{s}, Z' = \sum_{s=1}^{t-1} a_s \binom{t-1}{s-1}, \\ \text{and } S &= \sum_{s=1}^{t-1} a_s \binom{t}{s+1}. \end{aligned} \quad (10)$$

Proof. The array B is a $|\mathcal{R}| \times t$ array whose rows are indexed by the elements in \mathcal{R} and columns are indexed by the points in $[t]$. We can rewrite \mathcal{R} as

$$\mathcal{R} = \bigcup_{s=1}^{t-1} \bigcup_{i \in [a_s]} \left\{ (Y, i) \mid Y \in \binom{[t]}{s} \right\} = \bigcup_{s=1}^{t-1} \bigcup_{i \in [a_s]} \mathcal{R}_{(s,i)},$$

where $\mathcal{R}_{(s,i)} = \left\{ (Y, i) \mid Y \in \binom{[t]}{s} \right\}$ for all $s \in [t-1]$ and $i \in [a_s]$. Clearly, $|\mathcal{R}_{(s,i)}| = \binom{t}{s}$. Now break the array B into $\sum_{s=1}^{t-1} a_s$ subarrays denoted by $B_{(s,i)}$, where $s \in [t-1]$, $i \in [a_s]$. The subarray $B_{(s,i)}$ is a $\binom{t}{s} \times t$ array whose rows are indexed by the elements in $\mathcal{R}_{(s,i)}$ and columns are indexed by the elements in $[t]$.

To prove that B is a PDA, we will prove that $B_{(s,i)}$ is a PDA, for all $s \in [t-1]$, $i \in [a_s]$, and there is no integer common in two different subarrays $B_{(s,i)}$ and $B_{(s',i')}$, where either $s \neq s'$ or $i \neq i'$. For all $s \in [t-1]$, $i \in [a_s]$, we have

$$B_{(s,i)}((Y, i), j) = \begin{cases} * & \text{if } j \in Y, \\ (Y \cup \{j\}, i) & \text{if } j \notin Y. \end{cases}$$

C1. The number of “*”s appear in j -th column of $B_{(s,i)}$ is

$$\left| \left\{ Y \in \binom{[t]}{s} \mid j \in Y \right\} \right| = \binom{t-1}{s-1},$$

for all $j \in [t]$.

C2. The set of integers appearing in array $B_{(s,i)}$ is

$$S = \left\{ (Y \cup \{j\}, i) \mid Y \in \binom{[t]}{s}, j \in [t] \right\}$$

(here, integers are denoted by a pair (U, i) , where U is set of size $s+1$ and $i \in [t]$). Clearly, $|S| = \binom{t}{s+1}$, and each integer appears exactly $s+1$ times.

C3. Consider two distinct integer entries $B_{(s,i)}((Y_1, i), j_1)$ and $B_{(s,i)}((Y_2, i), j_2)$ such that $B_{(s,i)}((Y_1, i), j_1) = B_{(s,i)}((Y_2, i), j_2) = Q$, where $Q \in S$. We have $Q = (Y_1 \cup \{j_1\}, i) = (Y_2 \cup \{j_2\}, i)$ which implies that

$$Y_1 \cup \{j_1\} = Y_2 \cup \{j_2\}. \quad (11)$$

Since both entries are different, we have $(Y_1, i) \neq (Y_2, i)$ and $j_1 \neq j_2$. Using (11), and the fact that $j_1 \neq j_2$, we have $j_1 \in Y_2$ and $j_2 \in Y_1$, which implies that $B_{(s,i)}((Y_1, i), j_2) = B_{(s,i)}((Y_2, i), j_1) = *$.

Therefore, $B_{(s,i)}$ is a $(s+1)$ - $[t, \binom{t}{s}, \binom{t-1}{s-1}, \binom{t}{s+1}]$ regular PDA for all $s \in [t-1], i \in [a_s]$. Since every integer entry (U, i) in PDA $B_{(s,i)}$ depends on i , there is no integer common in PDA $B_{(s,i)}$ and $B_{(s,i')}$, where $i \neq i'$. Also in an integer entry (U, i) in PDA $B_{(s,i)}$, the cardinality of U is $s+1$, hence no integer entry will be common in PDA $B_{(s,i)}$ and $B_{(s',i)}$, where $s \neq s'$.

The array B is made of $\sum_{s=1}^{t-1} a_s$ disjoint subarrays $B_{(s,i)}$, $s \in [t-1], i \in [a_s]$, and each subarray $B_{(s,i)}$ is a $[t, \binom{t}{s}, \binom{t-1}{s-1}, \binom{t}{s+1}]$ PDA. Therefore, B is a $\left[K' = t, F' = \sum_{s=1}^{t-1} a_s \binom{t}{s}, Z' = \sum_{s=1}^{t-1} a_s \binom{t-1}{s-1}, S = \sum_{s=1}^{t-1} a_s \binom{t}{s+1} \right]$ PDA. \square

Remark 3. For some $s \in [t-1]$ and $i \in [a_s]$, the PDA $B_{(s,i)}$ is a $(s+1)$ - $[t, \binom{t}{s}, \binom{t-1}{s-1}, \binom{t}{s+1}]$ MAN PDA.

We identify all PDAs $B_{(s,i)}$, $s \in [t-1], i \in [a_s]$ in Example 8 as follows.

Example (Example 8 continued). For $s \in [2], i \in [a_s]$ we have the following PDAs.

$$B_{(1,1)} = \begin{array}{ccc} & 1 & 2 & 3 \\ \begin{array}{l} (1, 1) \\ (2, 1) \\ (3, 1) \end{array} & \begin{bmatrix} * & (12, 1) & (13, 1) \\ (12, 1) & * & (23, 1) \\ (13, 1) & (23, 1) & * \end{bmatrix} & & \end{array}$$

$$B_{(2,1)} = \begin{array}{ccc} & 1 & 2 & 3 \\ \begin{array}{l} (12, 1) \\ (13, 1) \\ (23, 1) \end{array} & \begin{bmatrix} * & * & (123, 1) \\ * & (123, 1) & * \\ (123, 1) & * & * \end{bmatrix} & & \end{array}$$

$$B_{(2,2)} = \begin{array}{ccc} & 1 & 2 & 3 \\ \begin{array}{l} (12, 2) \\ (13, 2) \\ (23, 2) \end{array} & \begin{bmatrix} * & * & (123, 2) \\ * & (123, 2) & * \\ (123, 2) & * & * \end{bmatrix} & & \end{array}$$

Theorem 9. For $a_s \in \{0, 1, \dots, \lambda_s^t\}, s \in [t-1]$, such that $|\mathcal{R}| > \lambda_1$, the pair (P, B) forms a (K, K', F, F', Z, Z', S) -HpPDA, where K', F', Z', S are defined in (10) and $K = v, F = b, Z = \lambda_1$.

Proof. From Lemma 3, we know that B is a $\left[K' = t, F' = \sum_{s=1}^{t-1} a_s \binom{t}{s}, Z' = \sum_{s=1}^{t-1} a_s \binom{t-1}{s-1}, S = \sum_{s=1}^{t-1} a_s \binom{t}{s+1} \right]$ PDA. The array P defined in (8) is a $b \times v$ array containing “*” and null, whose rows are indexed by the blocks in \mathcal{A} and columns are indexed by the points in X , i.e., $F = b, K = v$. From Theorem 1, we know that in a t - (v, k, λ) design each point appears in exactly λ_1 blocks. Hence there are exactly λ_1 number of “*”s in each column of P , i.e., $Z = \lambda_1$.

Now we need to prove that the pair (P, B) satisfies the property (3).

For a given subset $\tau \subseteq X, |\tau| = t$ and $U \subseteq \tau, |U| = s < t$, there are exactly λ_s^t blocks which contains U and does not contain any element from $\tau \setminus U$ (from Theorem 2). Let the set of those blocks be denoted by \mathcal{A}_U^τ , i.e., $\mathcal{A}_U^\tau = \{A \in \mathcal{A} \mid A \cap \tau = U\}$. Clearly, $|\mathcal{A}_U^\tau| = \lambda_s^t$. Let the elements in \mathcal{A}_U^τ are denoted as $\{\mathcal{A}_U^\tau(1), \mathcal{A}_U^\tau(2), \dots, \mathcal{A}_U^\tau(\lambda_s^t)\}$. In other words, we can say that $\mathcal{A}_U^\tau(i)$ is a block which contains U and does not contain any element from $\tau \setminus U$.

Let $\tau = \{i_1, i_2, \dots, i_t\} \subseteq X$. Consider a set $\zeta = \bigcup_{s=1}^{t-1} \bigcup_{i \in [a_s]} \{\mathcal{A}_U^\tau(i) \mid U \in \binom{\tau}{s}\} = \bigcup_{s=1}^{t-1} \bigcup_{i \in [a_s]} \zeta_{(s,i)}$, where $\zeta_{(s,i)} = \{\mathcal{A}_U^\tau(i) \mid U \in \binom{\tau}{s}\}$. Clearly, $|\zeta| = \sum_{s=1}^{t-1} a_s \binom{t}{s} = F'$. Corresponding to the sets τ and ζ , we have a subarray $\overline{P} = [P]_{\zeta \times \tau}$ of P such that $\overline{P}(A, i_j) = *$ if and only if $i_j \in A, A \in \zeta$. Now divide array \overline{P} into $\sum_{s=1}^{t-1} a_s$ subarrays denoted by $\overline{P}_{(s,i)}$, for $s \in [t-1], i \in [a_s]$. The subarray $\overline{P}_{(s,i)}$ is a $\binom{t}{s} \times t$ array whose rows are indexed by the elements in $\zeta_{(s,i)}$ and columns are indexed by the elements in τ such that $\overline{P}_{(s,i)}(A, i_j) = *$ if and only if $i_j \in A, A \in \zeta_{(s,i)}$, or we can say $\overline{P}_{(s,i)}(\mathcal{A}_U^\tau(i), i_j) = *$ if and only if $i_j \in \mathcal{A}_U^\tau(i), U \in \binom{\tau}{s}$. Since $\mathcal{A}_U^\tau(i)$ denotes a block which contains U and does not contain any element from $\tau \setminus U$, we can say that $\overline{P}_{(s,i)}(\mathcal{A}_U^\tau(i), i_j) = *$ if and only if $i_j \in U, U \in \binom{\tau}{s}$.

To prove that $\overline{P} \stackrel{*}{=} B$, we will prove that $\overline{P}_{(s,i)} \stackrel{*}{=} B_{(s,i)}$ for all $s \in [t-1]$ and $i \in [a_s]$.

The array $B_{(s,i)}$ is a $\binom{t}{s} \times t$ array whose rows are indexed by the elements in $\mathcal{R}_{(s,i)}$ and columns are indexed by the elements in $[t]$ such that $B_{(s,i)}((Y, i), j) = *$ if and only if $j \in Y$, where $\mathcal{R}_{(s,i)} = \left\{ (Y, i) \mid Y \in \binom{[t]}{s} \right\}$ for all $s \in [t-1]$ and $i \in [a_s]$. We prove $\overline{P}_{(s,i)} \stackrel{*}{=} B_{(s,i)}$ in the following three steps.

1) First, we show that there is an one to one correspondence between the sets which are used to index the columns of arrays $\overline{P}_{(s,i)}$ and $B_{(s,i)}$. Clearly, there is an one to one correspondence $\phi: \tau \rightarrow [t]$ such that $\phi(i_j) = j, \forall i_j \in \tau$.

- 2) In this step, we show that there is an one to one correspondence between the sets which are used to index the rows of arrays $\overline{P}_{(s,i)}$ and $B_{(s,i)}$. For given $s \in [t-1]$ and $i \in [a_s]$, there is an one to one correspondence $\psi: \zeta_{(s,i)} \rightarrow \mathcal{R}_{(s,i)}$ such that $\psi(\mathcal{A}_U^\tau(i)) = (\{j_1, j_2, \dots, j_s\}, i)$, for all $U = \{i_{j_1}, i_{j_2}, \dots, i_{j_s}\} \subseteq \tau, |U| = s$.
- 3) In the last step, we show that the conditions to have a "*" entry in $\overline{P}_{(s,i)}$ and $B_{(s,i)}$ corresponds to each other under the defined maps ϕ and ψ . Clearly, for $1 \leq j \leq t$, we have $i_j \in U, U \in \binom{\tau}{s}$ if and only if $\phi(i_j) \in Y$, where $\psi(\mathcal{A}_U^\tau(i)) = (Y, i)$. Therefore, we have $\overline{P}_{(s,i)}(\mathcal{A}_U^\tau(i), i_j) = B_{(s,i)}(\psi(\mathcal{A}_U^\tau(i)), \phi(i_j)) = *$ if and only if $i_j \in U, U \in \binom{\tau}{s}$.

Hence $\overline{P}_{(s,i)} \stackrel{*}{=} B_{(s,i)}$. \square

Remark 4. The users are represented by the points in X and subpackitization level is F' . All F' subfiles of each file are coded with $[F, F']$ MDS code to get F coded subfiles.

The following result can be obtained directly from Theorem 9 and Theorem 3.

Corollary 2. [*t*-Scheme] For $a_s \in \{0, 1, \dots, \lambda_s^t\}, s \in [t-1]$, such that $|\mathcal{R}| > \lambda_1$, HpPDA (P, B) gives a (K, K', N) hotplug coded caching scheme with cache memory M and rate R as follows

$$\frac{M}{N} = \frac{Z}{F'} = \frac{\lambda_1}{\sum_{s=1}^{t-1} a_s \binom{t}{s}} \text{ and } R = \frac{S}{F'} = \frac{\sum_{s=1}^{t-1} a_s \binom{t}{s+1}}{\sum_{s=1}^{t-1} a_s \binom{t}{s}}.$$

Example (Example 8 continued). Consider a subset of $[8]$ of size 3, say $\tau = \{2, 6, 8\}$. For all $U \subseteq \tau, |U| = 2$, we have $\mathcal{A}_{\{2,6\}}^\tau = \{1256, 2367\}$, $\mathcal{A}_{\{2,8\}}^\tau = \{1278, 2358\}$ and $\mathcal{A}_{\{6,8\}}^\tau = \{5678, 1368\}$. For all $U \subseteq \tau, |U| = 1$, we have $\mathcal{A}_{\{2\}}^\tau = \{1234, 2457\}$, $\mathcal{A}_{\{6\}}^\tau = \{3456, 1467\}$ and $\mathcal{A}_{\{8\}}^\tau = \{3478, 1458\}$.

Therefore, there exists a subset of \mathcal{A} ,

$$\zeta = \bigcup_{s=1}^{t-1} \bigcup_{i \in [a_s]} \left\{ \mathcal{A}_U^\tau(i) \mid U \in \binom{\tau}{s} \right\} \\ = \{1256, 1278, 5678, 2367, 2358, 1368, 1234, 3456, 3478\}$$

such that we have a subarray $[P]_{\zeta \times \tau}$ of P as follows.

$$[P]_{\zeta \times \tau} = \begin{array}{c} \begin{array}{ccc} & 2 & 6 & 8 \\ 1256 & * & * & \\ 1278 & * & & * \\ 5678 & & * & * \\ 2367 & * & * & \\ 2358 & * & & * \\ 1368 & & * & * \\ 1234 & * & & \\ 3456 & & * & \\ 3478 & & & * \end{array} & \begin{array}{c} \\ \\ \\ \\ \\ \\ \\ \\ \\ \\ \\ \\ \\ \\ \\ \\ \\ \\ \\ \end{array} & \begin{array}{c} (26, 1) \\ (28, 1) \\ (68, 1) \\ (26, 2) \\ (28, 2) \\ (68, 2) \\ (2, 1) \\ (6, 1) \\ (8, 1) \end{array} & \stackrel{*}{=} B. \end{array}$$

Here, (P, B) is an $(8, 3, 14, 9, 7, 5, 5)$ HpPDA which corresponds to $(8, 3, N)$ hotplug coded caching system with $\frac{M}{N} = \frac{7}{9}$ and $R = \frac{5}{9}$. Since $Z - Z' = 2$, the rate can be

reduced further to $\frac{2}{9}$ by using the method given in Section VI (explained in detail in the next section).

For conditions, $0 \leq a_2 \leq 2, 0 \leq a_1 \leq 2$, and $|\mathcal{R}| > \lambda_1 = 7$, we have following three choices for a_1 and a_2 ,

- 1) $a_2 = 2, a_1 = 1$ with $|\mathcal{R}| = 9$,
- 2) $a_2 = 1, a_1 = 2$ with $|\mathcal{R}| = 9$,
- 3) $a_2 = 2, a_1 = 2$ with $|\mathcal{R}| = 12$.

First case (Case 1) has already been discussed. Now we explain other two cases.

Case 2) For $a_2 = 1$ and $a_1 = 2$, we have $|\mathcal{R}| = 9$ and

$$\mathcal{R} = \{(\{1, 2\}, 1), (\{1, 3\}, 1), (\{2, 3\}, 1), (\{1\}, 1), (\{2\}, 1), (\{3\}, 1), (\{1\}, 2), (\{2\}, 2), (\{3\}, 2)\}.$$

Therefore, the 9×3 array B' can be obtained as follows.

$$B' = \begin{array}{c} \begin{array}{ccc} & 1 & 2 & 3 \\ (12, 1) & * & * & (123, 1) \\ (13, 1) & * & (123, 1) & * \\ (23, 1) & (123, 1) & * & * \\ (1, 1) & * & (12, 1) & (13, 1) \\ (2, 1) & (12, 1) & * & (23, 1) \\ (3, 1) & (13, 1) & (23, 1) & * \\ (1, 2) & * & (12, 2) & (13, 2) \\ (2, 2) & (12, 2) & * & (23, 2) \\ (3, 2) & (13, 2) & (23, 2) & * \end{array} \end{array}.$$

Then we get $(8, 3, 14, 9, 7, 4, 7)$ HpPDA (P, B') which corresponds to $(8, 3, N)$ hotplug coded caching system with $\frac{M}{N} = \frac{7}{9}$ and $R = \frac{7}{9}$. Since $Z - Z' = 3$, the rate can be reduced further to $\frac{3}{9}$ by using the method given in Section VI.

Case 3) For $a_2 = 2$ and $a_1 = 2$, we have $|\mathcal{R}| = 12$ and

$$\mathcal{R} = \{(\{1, 2\}, 1), (\{1, 3\}, 1), (\{2, 3\}, 1), (\{1, 2\}, 2), (\{1, 3\}, 2), (\{2, 3\}, 2), (\{1\}, 1), (\{2\}, 1), (\{3\}, 1), (\{1\}, 2), (\{2\}, 2), (\{3\}, 2)\}.$$

Therefore, the 12×3 array B'' can be obtained as follows.

$$B'' = \begin{array}{c} \begin{array}{ccc} & 1 & 2 & 3 \\ (12, 1) & * & * & (123, 1) \\ (13, 1) & * & (123, 1) & * \\ (23, 1) & (123, 1) & * & * \\ (12, 2) & * & * & (123, 2) \\ (13, 2) & * & (123, 2) & * \\ (23, 2) & (123, 2) & * & * \\ (1, 1) & * & (12, 1) & (13, 1) \\ (2, 1) & (12, 1) & * & (23, 1) \\ (3, 1) & (13, 1) & (23, 1) & * \\ (1, 2) & * & (12, 2) & (13, 2) \\ (2, 2) & (12, 2) & * & (23, 2) \\ (3, 2) & (13, 2) & (23, 2) & * \end{array} \end{array}.$$

Here we will get $(8, 3, 14, 12, 7, 6, 8)$ HpPDA (P, B'') which corresponds to $(8, 3, N)$ hotplug coded caching system with $\frac{M}{N} = \frac{7}{12}$ and $R = \frac{8}{12} = \frac{2}{3}$. Again, since $Z - Z' = 1$, the rate can be reduced further to $\frac{1}{12}$ by using the method given in Section VI.

TABLE II
EXAMPLE 8: THE PARAMETERS OF $(8, 3, N)$ HOTPLUG CODED CACHING SCHEME FOR ALL THREE CHOICES OF a_i 'S.

(a_2, a_1)	$ \mathcal{R} $	M/N	Rate	Improved rate
(2, 1)	9	7/9	5/9	2/9
(1, 2)	9	7/9	7/9	3/9
(2, 2)	12	7/12	8/12	7/12

The parameters of hotplug coded caching scheme for all three choices of a_i 's using 3-(8, 4, 1) design are given in Table II.

For a given t -(v, k, λ) design, we get a (v, t, N) hotplug coded caching scheme. We get different cache memory points for the different choice of $a_s, s \in [t-1]$ such that $1 \leq a_s \leq \lambda_s^t$ and $|\mathcal{R}| > \lambda_1$. In Example 8, we get $(8, 3, N)$ hotplug coded caching scheme for $\frac{M}{N} = \frac{7}{9}$ (from Case 1) and Case 2)) and $\frac{M}{N} = \frac{7}{12}$ (from Case 3)). Suppose we get the same value of $|\mathcal{R}|$ for different choices of $a_s, s \in [t-1]$, i.e., $\frac{M}{N} = \frac{Z}{F'}$ is same as in Case 1) and Case 2) of Example 8. Then we simply consider the choice of $a_s, s \in [t-1]$ with minimum value of $\sum_{s=1}^{t-1} a_s \binom{t}{s+1}$ which will correspond to the minimum rate.

Remark 5. Since a t -(v, k, λ) design (X, \mathcal{A}) is also an s -(v, k, λ_s) design, for all $1 \leq s \leq t$, therefore, a (v, s, N) hotplug coded caching scheme can be constructed with s number of active users using the proposed scheme for s -(v, k, λ_s) design.

Remark 6. Since there exists a $(t-i)$ -($v-i, k-i, \lambda$) design if there is a t -(v, k, λ) design (X, \mathcal{A}) , for $i < t$, therefore, a $(v-i, t-i, N)$ hotplug coded caching scheme can be constructed with $v-i$ users and $t-i$ active users using the proposed t -Scheme for $(t-i)$ -($v-i, k-i, \lambda$) design.

A. Improved version of t -Scheme

Consider the HpPDA (P, B) for t -Scheme constructed in Section VII, where B and P are defined in (9) and (8). Now, we will reduce the rate of t -Scheme using the method given in Section VI in which we choose a subset $T \subseteq S$ such that

$$|T \cap C_i| \leq Z - Z', \quad \forall i \in [K'], \quad (12)$$

where C_i denotes the set of integers appearing in the i -th column of array B , $i \in [K']$.

There are total $Z' = \sum_{s=1}^{t-1} a_s \binom{t-1}{s-1}$ number of $*$'s and $F' - Z' = \sum_{s=1}^{t-1} a_s \binom{t}{s} - \sum_{s=1}^{t-1} a_s \binom{t-1}{s-1}$ number of integers in each column of array B . Since for all $s \in [t-1]$ and $i \in [a_s]$, $B_{(s,i)}$ is a $[t, \binom{t}{s}, \binom{t-1}{s-1}, \binom{t}{s+1}]$ regular PDA in which each integer occurs exactly $s+1$ times. So to find a set $T \subset [S]$, which satisfies the above condition, we start choosing integers from subarray $B_{(s,i)}$ for the minimum value of s for which $a_s \neq 0$. Since the occurrence of an integer in $B_{(s,i)}$ will be less than the occurrence of an integer in $B_{(s',i)}$ if $s < s'$, we can choose a set T with larger cardinality.

The following lemma will help to find a subset of the set of integers in $B_{(s,i)}$ which satisfies condition (12).

Lemma 4. For a $(s+1)$ - $[\binom{t}{s}, \binom{t-1}{s-1}, \binom{t}{s+1}]$ regular PDA $B_{(s,i)}$, for some $s \in [t-1]$ and $i \in [a_s]$, defined in the proof

of Lemma 3, and a positive integer z , there exist a set $T \subseteq S$ such that

$$|T \cap C_{B_{(s,i)}}(j)| \leq z, \quad \forall j \in [t],$$

where S is the set of all integers in $B_{(s,i)}$ and $C_{B_{(s,i)}}(j)$ denotes the set of integers appearing in j -th column of $B_{(s,i)}$. The cardinality of the set T is

$$|T| = \begin{cases} \lfloor \frac{t}{s+1} \rfloor z, & \text{if } z < \binom{t-1}{s}, \\ \binom{t-1}{s}, & \text{if } z \geq \binom{t-1}{s}. \end{cases}$$

(A way to find a set T with given cardinality, when $z < \binom{t-1}{s}$, is presented in Function 1.)

Proof. If $z \geq \binom{t-1}{s}$ then take $T = S$. Since the number of integers in a column of $B_{(s,i)}$ is $\binom{t}{s} - \binom{t-1}{s-1} = \binom{t-1}{s}$, we have

$$|T \cap C_{B_{(s,i)}}(j)| = \binom{t-1}{s} \leq z, \quad \forall j \in [t], \quad (13)$$

and clearly, $|T| = \binom{t-1}{s}$. Now consider the case when $z < \binom{t-1}{s}$. Each element $(Y \cup \{j\}, i)$ in S corresponds to a subset $Y' = Y \cup \{j\}$ of $[t]$ of size $s+1$, and corresponding to each subset $Y' \subseteq [t]$ of size $s+1$, there is an element (Y', i) in the set S , and (Y', i) will appear in $B_{(s,i)}$ at the positions $B_{(s,i)}((Y' \setminus \{y\}, i), y)$ for all $y \in Y'$, i.e., integers corresponding to a set Y' of size $s+1$ will appear in the column y , for all $y \in Y'$. Consider a set $T' = \{(Y', i) \mid Y' \subseteq [t], |Y'| = s+1\}$ such that $Y'_1 \cap Y'_2 = \emptyset$ for $Y'_1, Y'_2 \in T'$ and $Y'_1 \neq Y'_2$. The maximum possible cardinality of such a set is $\lfloor \frac{t}{s+1} \rfloor$; let $|T'| = \lfloor \frac{t}{s+1} \rfloor$. Clearly, $|T' \cap C_{B_{(s,i)}}(j)| \leq 1, \forall j \in [t]$. Now consider set T as the union of different z number of sets like T' . Then

$$|T \cap C_{B_{(s,i)}}(j)| \leq z, \quad \forall j \in [t],$$

$$\text{and } |T| = z \lfloor \frac{t}{s+1} \rfloor. \quad \square$$

```

1: procedure FUNCTION 1( $s, z$ )
2:   for  $j \in [1 : z]$  do
3:      $E \leftarrow [t], T'(j) \leftarrow \emptyset$ .
4:     while  $|E| \geq s+1$  do
5:       Choose a set  $U \subseteq E$  such that  $|U| = s+1$ 
6:        $T'(j) \leftarrow T'(j) \cup \{(U, i)\}$ .
7:        $E \leftarrow E \setminus U$ .
8:    $T = T'(1) \cup T'(2) \cup \dots \cup T'(z)$ .

```

Note 2. In Step 5 of Function 1, a set $U \subseteq E$ such that $|U| = s+1$ will exist, for all $j \in [1 : z]$, because $z < \binom{t-1}{s}$.

Now, we will construct a set T satisfying condition (12) for the array B constructed in (9). The following theorem and Algorithm 2 give a way to construct such a set T . Consider a set W in which all the values of $s \in [t-1]$ for which $a_s \neq 0$ are arranged in increasing order. Let

$$W = \{s \in [t-1] \mid a_s \neq 0\} = \{s_1, s_2, \dots, s_w\}, \quad (14)$$

such that $s_1 \leq s_2 \leq \dots \leq s_w \leq t-1$.

Theorem 10. For $[K', F', Z', S]$ PDA B and $F \times K$ array P defined in (9) and (8), respectively, there exists a set $T \subseteq S$ such that

$$|T \cap C_B(j)| \leq Z - Z', \forall j \in [t], \quad (15)$$

where S is the set of all integers in B and $C_B(j)$ denotes the set of integers appearing in the j -th column of B , and the cardinality of the set T is defined as follows.

Consider the set W defined in (14). If $(a+1)\binom{t-1}{s_j} + \sum_{b=1}^{j-1} \alpha_b > Z - Z' \geq a\binom{t-1}{s_j} + \sum_{b=1}^{j-1} \alpha_b$, for some $j \in \{1, 2, \dots, w\}$ and $a \in \{0, 1, \dots, a_{s_j} - 1\}$, then

$$|T| = \sum_{b=1}^{j-1} a_{s_b} \binom{t}{s_b+1} + a \binom{t}{s_j+1} + \left\lfloor \frac{t}{s_j+1} \right\rfloor \left(Z - Z' - \sum_{b=1}^{j-1} \alpha_b - a \binom{t-1}{s_j} \right),$$

where $\alpha_b = a_{s_b} \binom{t-1}{s_b}$.

(A way to find a set T with given cardinality is presented in Algorithm 2.)

Proof. Here, we will always use notation T for the set satisfying condition (15). Let $S_{(s,i)}$ denotes the set of integers in PDA $B_{(s,i)}$. Clearly, $S = \cup_{s \in [t-1], i \in [a_s]} S_{(s,i)}$. As explained before, we start choosing integers for set T from subarray $B_{(s,i)}$ for the minimum value of s for which $a_s \neq 0$, i.e., first, we will start choosing integers from the PDAs $B_{(s_1,1)}, B_{(s_1,2)}, \dots, B_{(s_1,a_{s_1})}$. Therefore, if $Z - Z' < \binom{t-1}{s_1}$ then from Lemma 4, we have a set $T \subseteq S_{(s_1,i)}$ with $|T| = \left\lfloor \frac{t}{s_1+1} \right\rfloor (Z - Z')$. Now, if $Z - Z' \geq \binom{t-1}{s_1}$ then from Lemma 4, we can select all $\binom{t}{s_1+1}$ integers of $B_{(s_1,1)}$ in set T , and than T will contain $\binom{t-1}{s_1}$ integers from each column of array $B_{(s,i)}$ (as well as B). Then we select remaining from next array $B_{(s_1,2)}$ if $a_{s_1} > 1$. That means if $2\binom{t-1}{s_1} > Z - Z' \geq \binom{t-1}{s_1}$ then we have

$$|T| = \underbrace{\binom{t}{s_1+1}}_{\text{from } B_{(s_1,1)}} + \underbrace{\left\lfloor \frac{t}{s_1+1} \right\rfloor \left(Z - Z' - \binom{t-1}{s_1} \right)}_{\text{from } B_{(s_1,2)}}.$$

Continuing this way, we can say that for some $a \in \{0, 1, \dots, a_{s_1} - 1\}$ if $(a+1)\binom{t-1}{s_1} > Z - Z' \geq a\binom{t-1}{s_1}$ then we have $|T| = a\binom{t}{s_1+1} + \left\lfloor \frac{t}{s_1+1} \right\rfloor \left(Z - Z' - a\binom{t-1}{s_1} \right)$.

If $Z - Z' \geq a_{s_1}\binom{t-1}{s_1}$, then we will start selecting integers from the arrays $B_{(s_2,1)}, B_{(s_2,2)}, \dots, B_{(s_2,a_{s_2})}$ in a similar manner. Therefore, for $a \in \{0, 1, \dots, a_{s_2} - 1\}$ if $(a+1)\binom{t-1}{s_2} + \alpha_1 > Z - Z' \geq a\binom{t-1}{s_2} + \alpha_1$ then we have

$$|T| = \underbrace{a_{s_1} \binom{t}{s_1+1}}_{\text{from } B_{(s_1,i)}, i \in [a_{s_1}]} + \underbrace{a \binom{t}{s_2+1}}_{\text{from } B_{(s_2,i)}, i \in [a]} + \left\lfloor \frac{t}{s_2+1} \right\rfloor \left(Z - Z' - \alpha_1 - a \binom{t-1}{s_2} \right),$$

from $B_{(s_2,a+1)}$

where $\alpha_1 = a_{s_1} \binom{t-1}{s_1}$.

Since we have w elements in the set W , we can further continue this process until s_w . Therefore, in general If $(a+1)\binom{t-1}{s_j} + \sum_{b=1}^{j-1} \alpha_b > Z - Z' \geq a\binom{t-1}{s_j} + \sum_{b=1}^{j-1} \alpha_b$, for some $j \in \{1, 2, \dots, w\}$ and $a \in \{0, 1, \dots, a_{s_j} - 1\}$, then

$$|T| = \underbrace{\sum_{b=1}^{j-1} a_{s_b} \binom{t}{s_b+1}}_{\text{from } B_{(s_b,i)}, b \in [j-1], i \in [a_{s_b}]} + \underbrace{a \binom{t}{s_j+1}}_{\text{from } B_{(s_j,i)}, i \in [a]} + \underbrace{\left\lfloor \frac{t}{s_j+1} \right\rfloor \left(Z - Z' - \sum_{b=1}^{j-1} \alpha_b - a \binom{t-1}{s_j} \right)}_{\text{from } B_{(s_j,a+1)}},$$

where $\alpha_b = a_{s_b} \binom{t-1}{s_b}$. □

Algorithm 2 Finding a set T described in Theorem 10

```

1: for  $j \in [1 : w]$  do
2:   for  $a \in [0 : a_{s_j} - 1]$  do
3:      $x \leftarrow \sum_{b=1}^{j-1} a_{s_b} \binom{t-1}{s_b}$ 
4:     if  $(a+1)\binom{t-1}{s_j} + x > Z - Z' \geq a\binom{t-1}{s_j} + x$  then
5:        $T_1 \leftarrow \bigcup_{b=1}^{j-1} \bigcup_{i=1}^{a_{s_b}} S_{(s_b,i)}$ ,
6:          $\left( |T_1| = \sum_{b=1}^{j-1} a_{s_b} \binom{t}{s_b+1} \right)$ ,
7:        $T_2 \leftarrow \bigcup_{i=1}^a S_{(s_j,i)}$ ,
8:          $\left( |T_2| = a \binom{t}{s_j+1} \right)$ ,
9:        $z \leftarrow Z - Z' - x - a \binom{t-1}{s_j}$ ,
10:       $T_3 = \text{Function1}(s_j, z)$ ,
11:         $\left( |T_3| = z \left\lfloor \frac{t}{s_j+1} \right\rfloor \right)$ ,
12:       $T = T_1 \cup T_2 \cup T_3$ .
```

From Corollary 2 and Theorem 10, the following result follows directly.

Corollary 3. For $a_s \in \{0, 1, \dots, \lambda_s^t\}$, $s \in [t-1]$, such that $|\mathcal{R}| > \lambda_1$, HpPDA (P, \bar{B}) gives a (K, K', N) hotplug coded caching scheme with cache memory M and rate R as follows

$$\frac{M}{N} = \frac{\lambda_1}{\sum_{s=1}^{t-1} a_s \binom{t}{s}} \text{ and } R = \frac{\sum_{s=1}^{t-1} a_s \binom{t}{s+1} - |T|}{\sum_{s=1}^{t-1} a_s \binom{t}{s}},$$

where array \bar{B} is obtained by removing all the integers in set T (defined in Theorem 10) from the array B given in (9).

Example (Example 8 continued). Consider the Case 1) for which $a_1 = 1$, $a_2 = 2$ and $|\mathcal{R}| = 9$. We get $\frac{M}{N} = \frac{7}{9}$ and the rate $R = \frac{5}{9}$.

We have $Z - Z' = 2$ and $W = \{s_1, s_2\} = \{1, 2\}$. The following condition is satisfied for $j = 1$ and $a = 1$.

$$(a+1)\binom{t-1}{s_j} + \sum_{b=1}^{j-1} \alpha_b > Z - Z' \geq a\binom{t-1}{s_j} + \sum_{b=1}^{j-1} \alpha_b. \quad (16)$$

TABLE III
EXAMPLE 8: COMPARISON OF THE SCHEMES FOR A $(8, 3, N)$ HOTPLUG
CODED CACHING SYSTEM.

	Parameters	Improved t - Scheme	Baseline scheme [14]	MT scheme [14]
$\frac{M}{N} = \frac{7}{9}$	Subpacketization	9	36	4
	Rate	0.222	0.25	0.333
$\frac{M}{N} = \frac{7}{12}$	Subpacketization	12	126	4
	Rate	0.58	0.6	0.625

Hence, from Theorem 10, we have a set $T = \{(12, 1), (13, 1), (23, 1)\}$ satisfying condition (12) with cardinality

$$\begin{aligned}
 |T| &= \sum_{b=1}^{j-1} a_{s_b} \binom{t}{s_b+1} + a \binom{t}{s_j+1} + \left\lfloor \frac{t}{s_j+1} \right\rfloor \\
 &\quad \left(Z - Z' - \sum_{b=1}^{j-1} \alpha_b - a \binom{t-1}{s_j} \right) \\
 &= 0 + 1 \cdot \binom{3}{2} + \left\lfloor \frac{3}{2} \right\rfloor \left(2 - 0 - 1 \cdot \binom{2}{1} \right) \\
 &= 3.
 \end{aligned}$$

Therefore, the improved rate for this case is $R = \frac{5-3}{9} = \frac{2}{9}$.

Similarly consider the Case 2) for which $a_1 = 2$, $a_2 = 1$ and $|\mathcal{R}| = 9$. We get $\frac{M}{N} = \frac{7}{9}$ and the rate $R = \frac{7}{9}$. Here $Z - Z' = 3$, and the condition (16) is satisfied for $j = 1$ and $a = 1$. From Theorem 10, we have a set $T = \{(12, 1), (13, 1), (23, 1), (12, 2)\}$ satisfying condition (12) with cardinality $|T| = 4$ and the corresponding improved rate is $R = \frac{7-4}{9} = \frac{3}{9}$.

For the last case (Case 3)), where $a_1 = 2$, $a_2 = 2$ and $|\mathcal{R}| = 12$. We get $\frac{M}{N} = \frac{7}{12}$ and the rate $R = \frac{8}{12}$. Here $Z - Z' = 1$, and the condition (16) is satisfied for $j = 1$ and $a = 0$. Again from Theorem 10, we have a set $T = \{(12, 1)\}$ satisfying condition (12) with cardinality $|T| = 1$ and the corresponding improved rate is $R = \frac{8-1}{12} = \frac{7}{12}$.

In Example 8, we got two memory-rate pairs $(\frac{M}{N}, R)$ for an $(8, 3, N)$ hotplug coded caching system which are $(\frac{7}{9}, \frac{2}{9})$ and $(\frac{7}{12}, \frac{7}{12})$. The first pair $(\frac{7}{9}, \frac{2}{9})$ satisfies the cut-set bound given in Lemma 1, and hence it is optimal. The second pair $(\frac{7}{12}, \frac{7}{12})$ does not achieve the cut-set bound, but it gives better rate than the other scheme. The rate $R_{baseline} = \frac{3}{5} = 0.6$ is achieved for the memory $\frac{M}{N} = \frac{7}{12}$ by using the memory sharing between two memory-rate pairs $(\frac{1}{2}, \frac{4}{5})$ and $(\frac{5}{8}, \frac{1}{2})$ achieved by the baseline scheme [14]. Further the rate $R_{MT} = \frac{5}{8} = 0.625$ is achieved for the memory $\frac{M}{N} = \frac{7}{12}$ by using the memory sharing between the memory-rate pair $(\frac{1}{3}, 1)$ achieved by the MT scheme (first new scheme in [14]) and the trivial memory-rate pair $(1, 0)$. Clearly, the rate $R = \frac{7}{12} = 0.58$ achieved by the improved version of t -Scheme is better. The comparison is given in Fig. 4 and Table III. Also, the subpacketization of the t -Scheme is 12, whereas the subpacketization of the baseline scheme for the memory $\frac{M}{N} = \frac{7}{12}$ is 126.

VIII. NUMERICAL EVALUATIONS

In this section, we consider several other examples of t -designs and show that we are getting better rate using improved t -Scheme than the existing schemes in some higher memory ranges. Also, we get some memory-rate points which achieves the cut-set bound.

There exists a 5-(12, 6, 1) design and a construction of this design is given in [30]. By using improved t -Scheme for this design we get a rate for (12, 5, 12) hotplug coded caching system shown in Fig. 5. Further, as described in Remark 5 that a t -(v, k, λ) design (X, \mathcal{A}) is also an s -(v, k, λ_s) design, for all $1 \leq s \leq t$. Therefore, there exists a 4-(12, 6, 4) design using which we get a (12, 4, N) hotplug coded caching scheme with 4 number of active users using improved t -Scheme, and Fig. 6 shows the memory-rate tradeoff corresponding to it. Similarly, a 3-(12, 6, 12) design obtained from 5-(12, 6, 1) design will correspond to a (12, 3, N) hotplug coded caching scheme for which memory-rate tradeoff is given in Fig. 7 with $N = 12$. It is clear from Fig. 7 that the improved t -Scheme achieves the cut-set bound from the memory point $M = 9.432$, while the baseline scheme achieves it from $M = 11$.

There exist another 3-(12, 4, 3) design with $v = 12$ points and $t = 3$, which also corresponds to a (12, 3, N) hotplug coded caching scheme. In Fig. 8, we compare the memory-rate tradeoff of the schemes obtained by 3-(12, 6, 12) design and 3-(12, 4, 3) design for a (12, 3, 12) hotplug coded caching system.

In a similar way, we obtain 2-(12, 6, 30) design from 5-(12, 6, 1) design and a 2-(12, 4, 15) design from 3-(12, 4, 3) design. The both designs correspond to a (12, 2, N) hotplug coded caching scheme and the comparison of the memory-rate tradeoff of these schemes is given in Fig. 9 for $N = 12$. It can be seen that both schemes achieves the cut-set bound in the higher memory ranges. However, the MT scheme [14] achieves the converse bound completely for a (12, 2, 12) hotplug coded caching system.

IX. OPTIMALITY

In this section, we focus on the hotplug coded caching schemes obtained using the improved t -Scheme from the following two classes of t -designs.

- For all even integers $v \geq 6$, there exists a 3-($v, 4, 3$) design.
- For all prime powers q , there exists a 3-($q^2 + 1, q + 1, 1$) design.

Using these classes of designs, we get some optimal memory-rate points achieving cut-set bound for $(v, 3, N)$ hotplug coded caching system.

Theorem 11. For a $(K, 3, N)$ hotplug coded caching system, where K is an even integer and $K \geq 6$, we get the optimal memory-rate points

$$\left(\frac{M}{N}, R \right) = \left(\frac{\binom{K-1}{2}}{3(a_1 + a_2)}, \frac{3(a_1 + a_2) - \binom{K-1}{2}}{3(a_1 + a_2)} \right),$$

where $0 \leq a_1 \leq \binom{K-4}{2}$, $0 \leq a_2 \leq \frac{3}{2}(K-4)$ and $\binom{K-1}{2} = a + 3a_1 + 2a_2$ for some $0 \leq a < a_2$.

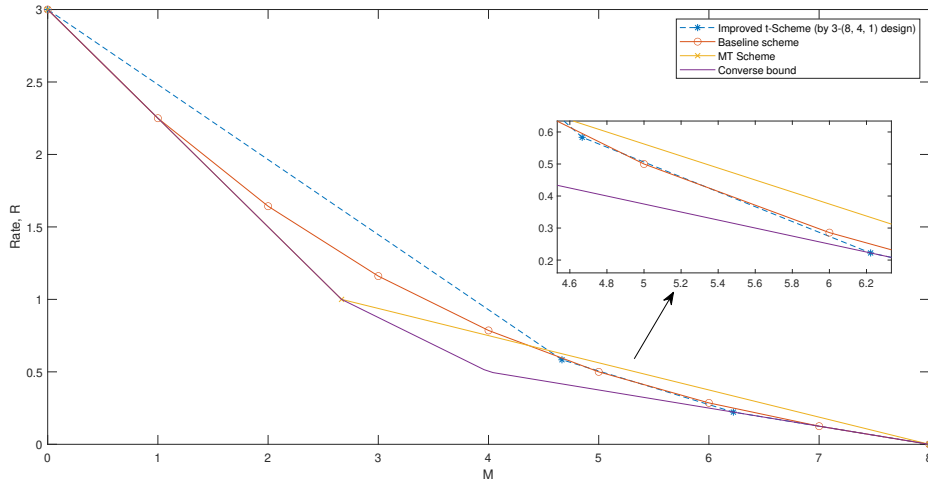


Fig. 4. Example 6: (8, 3, 8) hotplug coded caching system.

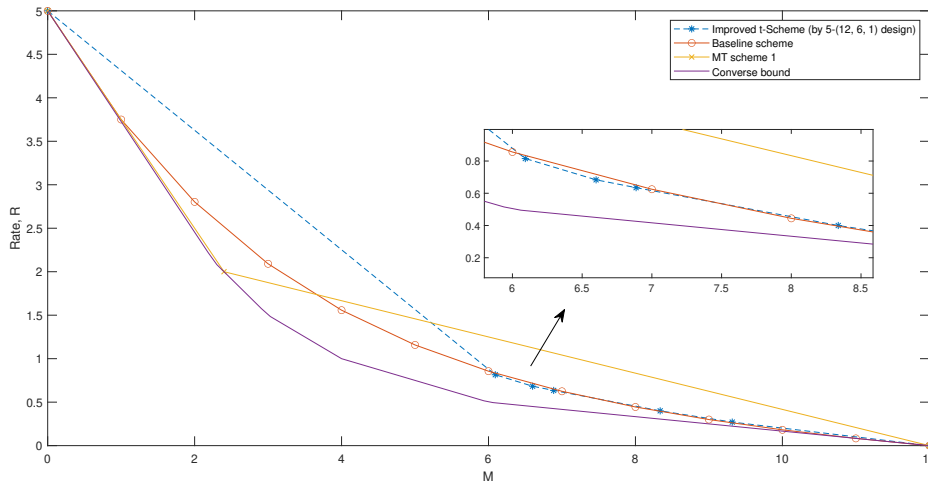


Fig. 5. (12, 5, 12) hotplug coded caching system.

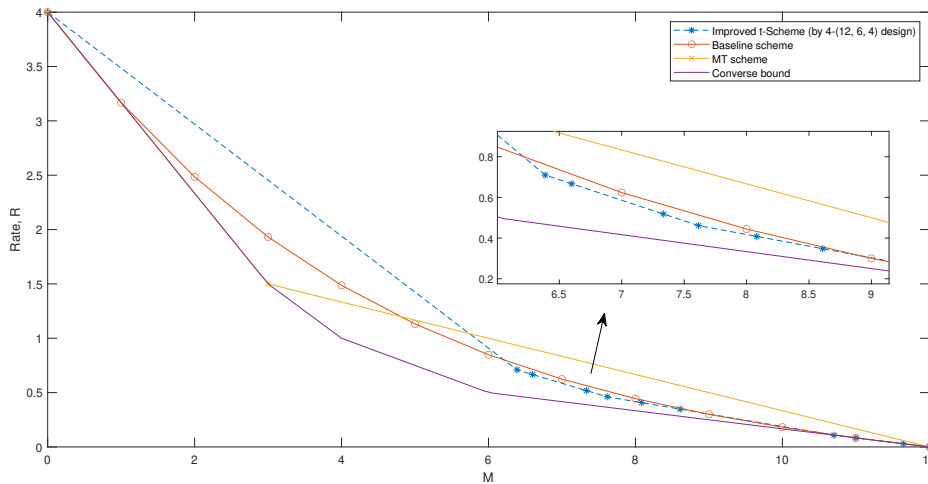


Fig. 6. (12, 4, 12) hotplug coded caching system.

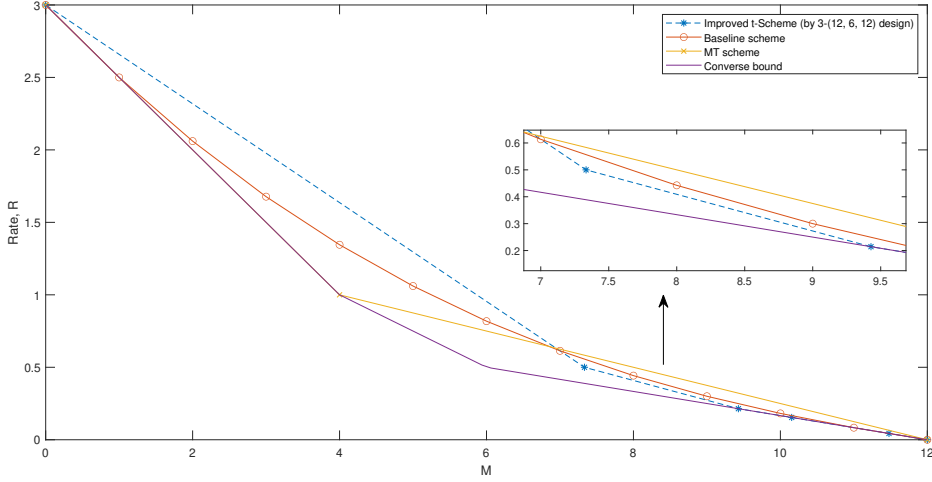


Fig. 7. (12, 3, 12) hotplug coded caching system.

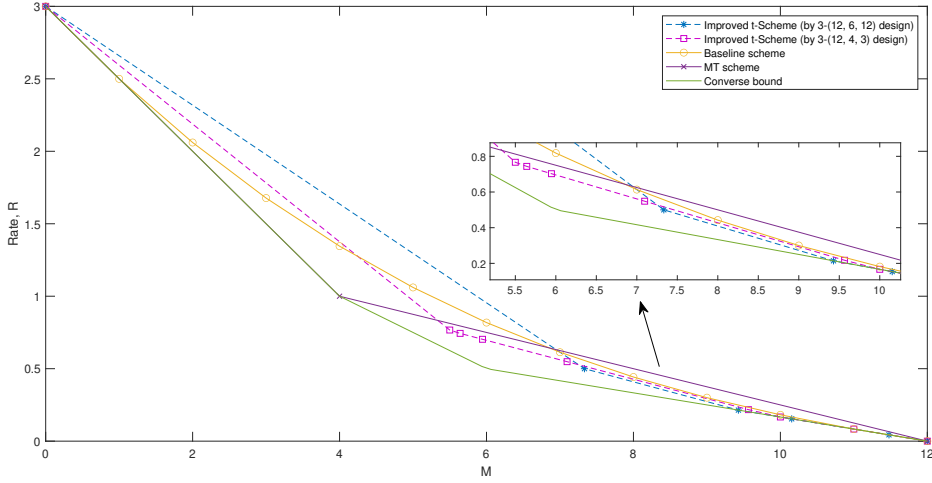


Fig. 8. (12, 3, 12) hotplug coded caching system.

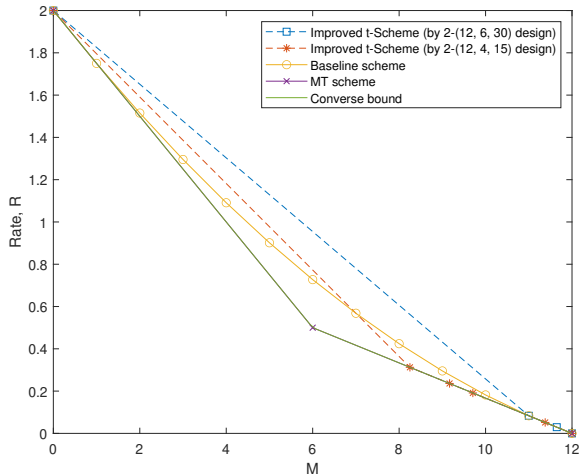


Fig. 9. (12, 2, 12) hotplug coded caching system.

Example 9. Consider a $(K, 3, N)$ hotplug coded caching system, where $K = 12$. We have $0 \leq a_1 \leq 28$ and $0 \leq a_2 \leq 12$. For $a_1 = 10$ and $a_2 = 12$, the condition $\binom{K-1}{2} = a + 3a_1 + 2a_2$ is satisfied for $a = 1$. Therefore, we have the following optimal memory rate point

$$\left(\frac{M}{N}, R\right) = \left(\frac{5}{6}, \frac{1}{6}\right),$$

which satisfy the cut-set bound as $R = 1 - \frac{M}{N}$. Similarly, we get the following points for different choices of a_1 and a_2 .

- For $a_1 = 11$ and $a_2 = 11$, we get $\left(\frac{M}{N}, R\right) = \left(\frac{55}{66}, \frac{11}{66}\right)$.
- For $a_1 = 9$ and $a_2 = 12$, we get $\left(\frac{M}{N}, R\right) = \left(\frac{55}{63}, \frac{8}{63}\right)$.
- For $a_1 = 8$ and $a_2 = 12$, we get $\left(\frac{M}{N}, R\right) = \left(\frac{55}{60}, \frac{5}{60}\right)$.
- For $a_1 = 7$ and $a_2 = 12$, we get $\left(\frac{M}{N}, R\right) = \left(\frac{55}{57}, \frac{2}{57}\right)$.

The memory-rate tradeoff for this example is given in Fig. 10.

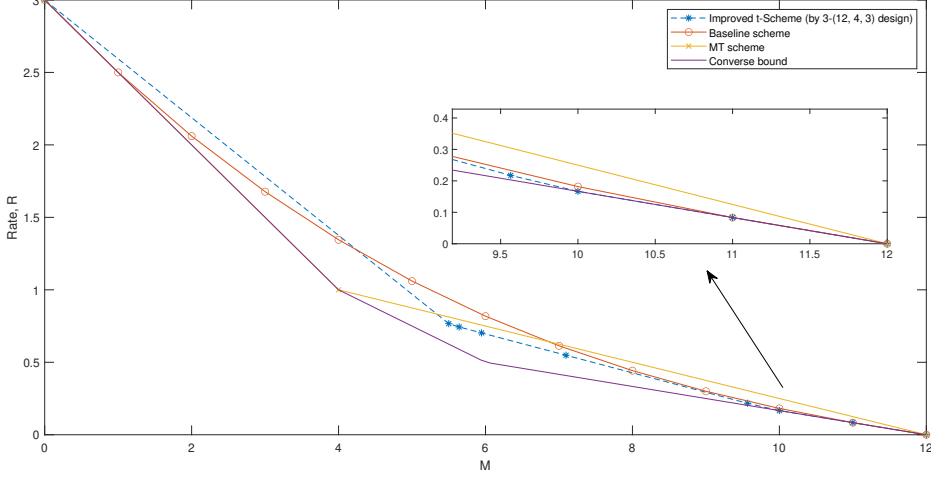


Fig. 10. Example 9: (12, 3, 12) hotplug coded caching system.

Theorem 12. For a $(q^2 + 1, 3, N)$ hotplug coded caching system, where q is a prime power and $q \geq 3$, we get the optimal memory-rate points

$$\left(\frac{M}{N}, R\right) = \left(\frac{q(q+1)}{3(a_1+a_2)}, \frac{3(a_1+a_2) - q(q+1)}{3(a_1+a_2)}\right),$$

where $0 \leq a_1 \leq q^2 - q - 1$, $0 \leq a_2 \leq q$ and $q(q+1) = a + 3a_1 + 2a_2$ for some $0 \leq a < a_2$.

Example 10. Consider a $(K, 3, N)$ hotplug coded caching system, where $K = q^2 + 1$ and $q = 4$, i.e., a $(17, 3, N)$ hotplug coded caching system. We have $0 \leq a_1 \leq 11$ and $0 \leq a_2 \leq 4$. For $a_1 = 3$ and $a_2 = 4$, the condition $q(q+1) = a + 3a_1 + 2a_2$ is satisfied for $a = 3$. Therefore, we have the following optimal memory rate point

$$\left(\frac{M}{N}, R\right) = \left(\frac{20}{21}, \frac{1}{21}\right),$$

which satisfy the cut-set bound as $R = 1 - \frac{M}{N}$. Similarly, we get the following points for different choices of a_1 and a_2 .

- For $a_1 = 5$ and $a_2 = 2$, we get $\left(\frac{M}{N}, R\right) = \left(\frac{20}{21}, \frac{1}{21}\right)$.
- For $a_1 = 4$ and $a_2 = 4$, we get $\left(\frac{M}{N}, R\right) = \left(\frac{20}{24}, \frac{4}{24}\right)$.

The memory-rate tradeoff for this example is given in Fig. 11.

In Fig. 12, we give a compared memory-rate tradeoffs for a $(26, 3, 20)$ hotplug coded caching system, one obtained from a $3-(v, 4, 3)$ design with $v = 26$ and other obtained from a $3-(q^2 + 1, q + 1, 1)$ design with $q = 5$. The Fig. 12 indicates that each design outperforms the other within certain memory ranges.

A. $(K, 3, N)$ hotplug coded caching scheme from a $3-(v, k, \lambda)$ design

In this subsection, we find the memory-rate points for a $(K, 3, N)$ hotplug coded caching scheme using a $3-(v, k, \lambda)$

design. Using t -Scheme for this design, we have

$$\begin{aligned} Z &= \lambda_1 \\ |\mathcal{R}| &= 3a_1 + 3a_2, \\ Z' &= a_1 + 2a_2, \\ S &= 3a_1 + a_2, \end{aligned}$$

$$\frac{M}{N} = \frac{\lambda_1}{3a_1 + 3a_2} \text{ and } R = \frac{3a_1 + a_2}{3a_1 + 3a_2},$$

where $a_1 \in \{0, 1, \dots, \lambda_1^3\}$ and $a_2 \in \{0, 1, \dots, \lambda_2^3\}$. Since we have $Z - Z' = \lambda_1 - (a_1 + 2a_2)$, using Theorem 10, we further improve the rate. Considering the case when a_1 and a_2 both are non-zero, we have $W = \{1, 2\} = \{s_1, s_2\}$ and $\alpha_1 = a_1 \binom{2}{1} = 2a_1$. Now for $j = 2$, the condition

$$(a+1) \binom{t-1}{s_j} + \sum_{b=1}^{j-1} \alpha_b > Z - Z' \geq a \binom{t-1}{s_j} + \sum_{b=1}^{j-1} \alpha_b$$

given in Theorem 10 is satisfied if

$$(a+1) \binom{2}{2} + 2a_1 > \lambda_1 - (a_1 + 2a_2) \geq a \binom{2}{2} + 2a_1$$

for some $a \in \{0, 1, \dots, a_2\}$. That means

$$(a+1) + 2a_1 > \lambda_1 - (a_1 + 2a_2) \geq a + 2a_1$$

or $(a+1) + 3a_1 + 2a_2 > \lambda_1 \geq a + 3a_1 + 2a_2$, which is equivalent to

$$\lambda_1 = a + 3a_1 + 2a_2. \quad (17)$$

Further, for $j = 2$ and $a \in \{0, 1, \dots, a_2\}$, we have

$$\begin{aligned} |T| &= a_1 \binom{3}{2} + a \binom{3}{3} + \left\lfloor \frac{3}{3} \right\rfloor \left(Z - Z' - \alpha_1 - a \binom{2}{2} \right) \\ &= 3a_1 + a + (\lambda_1 - (a_1 + 2a_2) - 2a_1 - a) \\ &= \lambda_1 - 2a_2. \end{aligned}$$

Therefore, the improved rate is

$$R = \frac{S - |T|}{|\mathcal{R}|} = \frac{3a_1 + 3a_2 - \lambda_1}{3a_1 + 3a_2},$$

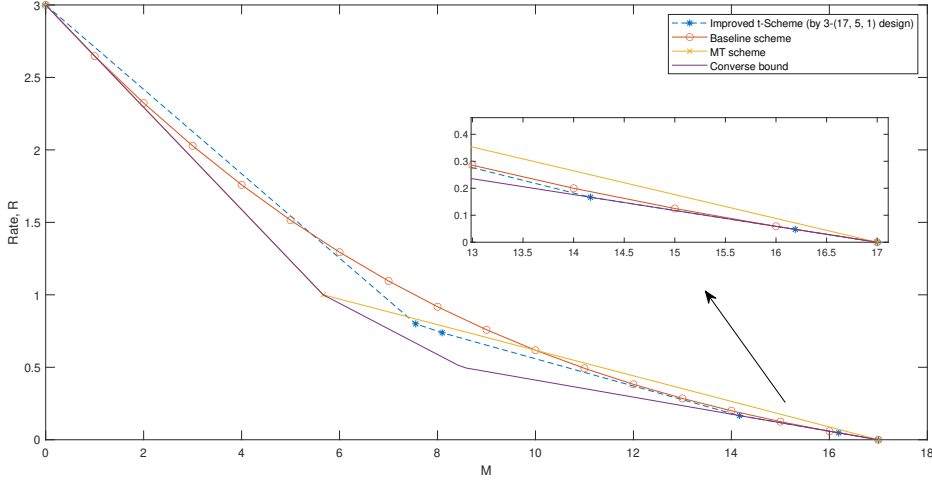


Fig. 11. Example 10: (17, 3, 17) hotplug coded caching system.

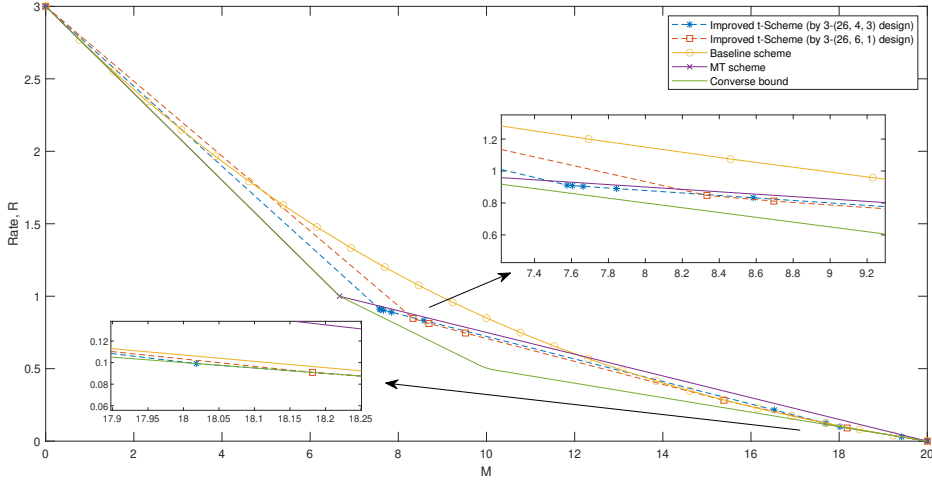


Fig. 12. (26, 3, 20) hotplug coded caching system.

and we get the following memory-rate point

$$\left(\frac{M}{N}, R \right) = \left(\frac{\lambda_1}{3(a_1 + a_2)}, \frac{3(a_1 + a_2) - \lambda_1}{3(a_1 + a_2)} \right), \quad (18)$$

where $0 \leq a_1 \leq \lambda_1^3$, $0 \leq a_2 \leq \lambda_2^3$ and $\lambda_1 = a + 3a_1 + 2a_2$ for some $0 \leq a < a_2$.

Using the method given above, we get the proof of Theorem 11 and Theorem 12 using a $3-(v, 4, 3)$ design, where $v \geq 6$ is an even integer, and $3-(q^2 + 1, q + 1, 1)$ design, where q is a prime power, respectively.

6 is an even integer. We have

$$\begin{aligned} \lambda_1 &= \frac{\lambda \binom{v-1}{t-1}}{\binom{k-1}{t-1}} = \frac{3 \binom{v-1}{2}}{\binom{3}{2}} = \binom{v-1}{2}, \\ \lambda_1^3 &= \frac{\lambda \binom{v-t}{k-t}}{\binom{v-t}{k-t}} = \frac{3 \binom{v-3}{3}}{\binom{v-3}{1}} = \binom{v-4}{2}, \\ \lambda_2^3 &= \frac{\lambda \binom{v-t}{k-2}}{\binom{v-t}{k-t}} = \frac{3 \binom{v-3}{2}}{\binom{v-3}{1}} = \frac{3}{2}(v-4). \end{aligned}$$

Using these value in equation (18), we get the optimal memory-rate points for a $(K, 3, N)$ hotplug coded caching system, where $K = v$ is an even integer and $K \geq 6$. \square

Proof of Theorem 11. Consider $3-(v, 4, 3)$ design, where $v \geq$

Proof of Theorem 12. Consider $3-(q^2 + 1, q + 1, 1)$ design,

where $q \geq 3$ is a prime power. We have

$$\begin{aligned}\lambda_1 &= \frac{\lambda \binom{v-1}{t-1}}{\binom{k-1}{t-1}} = \frac{\binom{q^2}{2}}{\binom{q}{2}} = q(q+1), \\ \lambda_1^3 &= \frac{\lambda \binom{v-t}{k-1}}{\binom{v-t}{k-t}} = \frac{\binom{q^2-2}{q}}{\binom{q^2-2}{q-2}} = q^2 - q - 1, \\ \lambda_2^3 &= \frac{\lambda \binom{v-t}{k-2}}{\binom{v-t}{k-t}} = \frac{\binom{q^2-2}{q-1}}{\binom{q^2-2}{q-2}} = q.\end{aligned}$$

Using these value in equation (18), we get the optimal memory-rate points for a $(q^2+1, 3, N)$ hotplug coded caching system, where $q \geq 3$ is a prime power. \square

B. Comparison with the baseline scheme [14]

The baseline scheme is a classical YMA scheme [29] with restricted set of demand vectors $d \in [\min(N, K')]$. For a (K, K', N) hotplug coded caching system, the lower convex envelope of the following memory-rate points are achievable by the baseline scheme.

$$\left(\frac{M_t}{N}, R_t \right) = \left(\frac{\binom{K-1}{t-1}}{\binom{K}{t}}, \frac{\binom{K}{t+1} - \binom{K-r'}{t+1}}{\binom{K}{t}} \right),$$

for all $t \in \{0, 1, \dots, K\}$, where $r' = \min(N, K')$. This scheme achieves the cut-set bound for $t = K-1, K$, i.e., the baseline scheme start achieving the cut-set bound from the memory $M = N \left(\frac{K-1}{K} \right)$.

Now we show that for a $(K, 3, N)$ hotplug coded caching system, our improved t -Scheme start achieving the cut-set bound from the memory less than $N \left(\frac{K-1}{K} \right)$ using Theorem 11 and Theorem 12.

For a 3 -(v, k, λ) design, λ_1 is fixed. Therefore, from equation 18, we get the optimal rate for the memory

$$\frac{M_{min}}{N} = \min \left(\frac{\lambda_1}{|\mathcal{R}|} \right) = \frac{\lambda_1}{\max(|\mathcal{R}|)},$$

where $0 \leq a_1 \leq \lambda_1^3$, $0 \leq a_2 \leq \lambda_2^3$ and $\lambda_1 = a + 3a_1 + 2a_2$ for some $0 \leq a < a_2$. Since $|\mathcal{R}| = 3(a_1 + a_2) = \lambda_1 + a_2 - a$, we have $\max(|\mathcal{R}|) = \lambda_1 + \max(a_2) - a = \lambda_1 + \lambda_2^3 - a$. After choosing maximum value of a_2 which is λ_2^3 , we get $a_1 = \frac{\lambda_1 - 2\lambda_2^3 - a}{3}$ for some $a, 0 \leq a < a_2$. Here a_1 will be an integer for $0 \leq a < 3$. Therefore, we have

$$\frac{M_{min}}{N} = \frac{\lambda_1}{\lambda_1 + \lambda_2^3 - a},$$

where $0 \leq a < 3$ such that $a_1 = \frac{\lambda_1 - 2\lambda_2^3 - a}{3}$ is an integer. Now we prove that the memory point $\frac{M_{min}}{N}$ is less than $\frac{K-1}{K}$ for the following cases.

- 1) For a $(K, 3, N)$ hotplug coded caching system using 3 -($v, 4, 3$) design, where v is an even integer and $v \geq 6$, we have $\lambda_1 = \binom{v-1}{2}, \lambda_1^3 = \binom{v-4}{2}$ and $\lambda_2^3 = \frac{3}{2}(v-4)$. Therefore, we have

$$\frac{M_{min}}{N} = \frac{\binom{v-1}{2}}{\binom{v-1}{2} + \frac{3}{2}(v-4) - a},$$

where $0 \leq a \leq 2$. Since $v = K$ and $a \leq 2$,

$$\begin{aligned}\frac{M_{min}}{N} &\leq \frac{\binom{K-1}{2}}{\binom{K-1}{2} + \frac{3}{2}(K-4) - 2} \\ &= \frac{(K-1)(K-2)}{(K-1)(K-2) + 3(K-4) - 4} \\ &\leq \frac{(K-1)(K-2)}{(K-1)(K-2) + 3(K-2)} \\ &= \frac{K-1}{K+2} < \frac{K-1}{K}.\end{aligned}$$

- 2) For a $(K, 3, N)$ hotplug coded caching system using 3 -($q^2+1, q+1, 1$) design, where q is a prime power, $q \geq 3$ and $K = q^2+1$, we have $\lambda_1 = q(q+1), \lambda_1^3 = q^2 - q - 1$ and $\lambda_2^3 = q$. Therefore, we have

$$\frac{M_{min}}{N} = \frac{q(q+1)}{q(q+1) + q - a},$$

where $0 \leq a \leq 2$. Since $a \leq 2$,

$$\begin{aligned}\frac{M_{min}}{N} &\leq \frac{q(q+1)}{q(q+1) + q - 2} \\ &= \frac{q(q+1)}{(q+1)^2 - 3} < \frac{q(q+1)}{(q+1)^2} \\ &= \frac{q}{(q+1)} = \frac{q^2}{q(q+1)} \\ &< \frac{q^2}{q^2+1} = \frac{K-1}{K}.\end{aligned}$$

X. CONCLUSION

In this paper, we considered a practical scenario of a coded caching model in which some users are inactive at the time of delivery, known as a hotplug coded caching system. We introduced a structure called HpPDA that corresponds to a hotplug coded caching scheme, and then we described the placement and delivery phase of that scheme in Algorithm 1. We provided a method to further improve the rate of the proposed hotplug coded caching scheme using HpPDA. Further, we presented a construction of HpPDAs using t -designs and then presented a way to improve the rate. We compare the rate of the scheme obtained from HpPDAs using t -designs with the existing schemes. For a hotplug coded caching system with three active users, we proved that the cut-set bound is achieved for some higher memory range. Following are the possible directions for further research.

- 1) Two distinct classes of HpPDAs have been introduced in this paper. The first class consists of MAN HpPDAs, and the second class comes from the t -designs. However, there exist other HpPDAs which does not fall into these classes, such as Example 7, which can not be obtained by any of these methods. Therefore, exploring further classes of HpPDAs is an interesting problem.
- 2) Exploring different combinatorial designs from existing literature and using them to create a new class of HpPDAs is an exciting direction.
- 3) The problem of high subpacketization still remains with the MAN HpPDAs. However, the subpacketization is lower in HpPDAs obtained from t -designs compared to

the MAN HpPDAs. It will be interesting to find new classes of HpPDAs with lower subpacketization.

ACKNOWLEDGMENTS

This work was supported partly by the Science and Engineering Research Board (SERB) of the Department of Science and Technology (DST), Government of India, through J.C. Bose National Fellowship to Prof. B. Sundar Rajan and by the C V Raman postdoctoral fellowship awarded to Charul Rajput.

REFERENCES

- [1] M. A. Maddah-Ali and U. Niesen, "Fundamental limits of caching," *IEEE Transactions on Information Theory*, vol. 60, no. 5, pp. 2856–2867, 2014.
- [2] M. M. Amiri, Q. Yang, and D. Gündüz, "Coded caching for a large number of users," in *2016 IEEE Information Theory Workshop (ITW)*. IEEE, 2016, pp. 171–175.
- [3] Z. Chen, P. Fan, and K. B. Letaief, "Fundamental limits of caching: Improved bounds for users with small buffers," *IET Communications*, vol. 10, no. 17, pp. 2315–2318, 2016.
- [4] Q. Yu, M. A. Maddah-Ali, and A. S. Avestimehr, "The exact rate-memory tradeoff for caching with uncoded prefetching," *IEEE Transactions on Information Theory*, vol. 64, no. 2, pp. 1281–1296, 2017.
- [5] H. Ghasemi and A. Ramamoorthy, "Improved lower bounds for coded caching," *IEEE Transactions on Information Theory*, vol. 63, no. 7, pp. 4388–4413, 2017.
- [6] P. N. Muralidhar, D. Katyal, and B. S. Rajan, "Maddah-ali-niesen scheme for multi-access coded caching," in *2021 IEEE Information Theory Workshop (ITW)*. IEEE, 2021, pp. 1–6.
- [7] K. Wan, D. Tuninetti, and P. Piantanida, "An index coding approach to caching with uncoded cache placement," *IEEE Transactions on Information Theory*, vol. 66, no. 3, pp. 1318–1332, 2020.
- [8] M. A. Maddah-Ali and U. Niesen, "Decentralized coded caching attains order-optimal memory-rate tradeoff," *IEEE/ACM Transactions On Networking*, vol. 23, no. 4, pp. 1029–1040, 2014.
- [9] N. Karamchandani, U. Niesen, M. A. Maddah-Ali, and S. N. Diggavi, "Hierarchical coded caching," *IEEE Transactions on Information Theory*, vol. 62, no. 6, pp. 3212–3229, 2016.
- [10] U. Niesen and M. A. Maddah-Ali, "Coded caching with nonuniform demands," *IEEE Transactions on Information Theory*, vol. 63, no. 2, pp. 1146–1158, 2016.
- [11] S. P. Shariatpanahi, G. Caire, and B. H. Khalaj, "Multi-antenna coded caching," in *2017 IEEE International Symposium on Information Theory (ISIT)*. IEEE, 2017, pp. 2113–2117.
- [12] J. Hachem, N. Karamchandani, and S. N. Diggavi, "Coded caching for multi-level popularity and access," *IEEE Transactions on Information Theory*, vol. 63, no. 5, pp. 3108–3141, 2017.
- [13] K. Wan and G. Caire, "On coded caching with private demands," *IEEE Transactions on Information Theory*, vol. 67, no. 1, pp. 358–372, 2020.
- [14] Y. Ma and D. Tuninetti, "On coded caching systems with offline users," in *2022 IEEE International Symposium on Information Theory (ISIT)*. IEEE, 2022, pp. 1133–1138.
- [15] S. Ling, and C. Xing, "Coding theory: a first course," *Cambridge University Press*, 2004.
- [16] J. Liao and O. Tirkkonen, "Fundamental rate-memory tradeoff for coded caching in presence of user inactivity," *arXiv preprint arXiv:2109.14680*, 2021.
- [17] Y. Ma and D. Tuninetti, "Demand privacy in hotplug caching systems," *arXiv preprint arXiv:2305.06518*, 2023.
- [18] Q. Yan, M. Cheng, X. Tang, and Q. Chen, "On the placement delivery array design for centralized coded caching scheme," *IEEE Transactions on Information Theory*, vol. 63, no. 9, pp. 5821–5833, 2017.
- [19] Q. Yan, X. Tang, Q. Chen, and M. Cheng, "Placement delivery array design through strong edge coloring of bipartite graphs," *IEEE Communications Letters*, vol. 22, no. 2, pp. 236–239, 2017.
- [20] C. Shangguan, Y. Zhang, and G. Ge, "Centralized coded caching schemes: A hypergraph theoretical approach," *IEEE Transactions on Information Theory*, vol. 64, no. 8, pp. 5755–5766, 2018.
- [21] M. Cheng, J. Jiang, Q. Yan, and X. Tang, "Constructions of coded caching schemes with flexible memory size," *IEEE Transactions on Communications*, vol. 67, no. 6, pp. 4166–4176, 2019.
- [22] J. Michel and Q. Wang, "Placement delivery arrays from combinations of strong edge colorings," *IEEE Transactions on Communications*, vol. 68, no. 10, pp. 5953–5964, 2020.
- [23] X. Zhong, M. Cheng, and J. Jiang, "Placement delivery array based on concatenating construction," *IEEE Communications Letters*, vol. 24, no. 6, pp. 1216–1220, 2020.
- [24] M. Cheng, J. Jiang, X. Tang, and Q. Yan, "Some variant of known coded caching schemes with good performance," *IEEE Transactions on Communications*, vol. 68, no. 3, pp. 1370–1377, 2019.
- [25] S. Agrawal, K. S. Sree, and P. Krishnan, "Coded caching based on combinatorial designs," in *2019 IEEE International Symposium on Information Theory (ISIT)*, IEEE, 2019, pp. 1227–1231.
- [26] J. Li and Y. Chang, "Placement Delivery Arrays Based on Combinatorial Designs," in *IEEE Communications Letters*, vol. 26, no. 2, pp. 296–300, 2022.
- [27] M. Cheng, K. Wan, P. Elia, and G. Caire, "Coded Caching Schemes for Multiaccess Topologies via Combinatorial Design," *arXiv preprint arXiv:2310.20239*, 2023.
- [28] D. Katyal, P. N. Muralidhar, and B. S. Rajan, "Multi-access coded caching schemes from cross resolvable designs," *IEEE Transactions on Communications*, vol. 69, no. 5, pp. 2997–3010, 2021.
- [29] Q. Yu, M. A. Maddah-Ali, and A. S. Avestimehr, "Characterizing the rate-memory tradeoff in cache networks within a factor of 2," *IEEE Transactions on Information Theory*, vol. 65, no. 1, pp. 647–663, 2018.
- [30] D. R. Stinson, *Combinatorial designs: constructions and analysis*. Springer, 2004, vol. 480.