

Quantum Long Short-Term Memory (QLSTM) vs Classical LSTM in Time Series Forecasting: A Comparative Study in Solar Power Forecasting

Saad Zafar Khan^{1*}, Nazeefa Muzammil¹, Syed Mohammad Hassan Zaidi²,
Abdulah Jeza Aljohani^{3,4}, Haibat Khan¹, Salman Ghafoor^{1†}

¹ National University of Sciences and Technology (NUST), Sector H-12, 44000 Islamabad, Pakistan

² Ghulam Ishaq Khan Institute of Engineering Sciences and Technology, Swabi, Pakistan

³ Department of Electrical and Computer Engineering, King Abdulaziz University, 21589, Jeddah, Saudi Arabia

⁴ Communications, Space & Technology Commission, 11588, Riyadh, Saudi Arabia

Accurately forecasting solar power generation is crucial in the global progression towards sustainable energy systems. In this study, we conduct a meticulous comparison between Quantum Long Short-Term Memory (QLSTM) and classical Long Short-Term Memory (LSTM) models for solar power production forecasting. Our controlled experiments reveal promising advantages of QLSTMs, including accelerated training convergence and substantially reduced test loss within the initial epoch compared to classical LSTMs. These empirical findings demonstrate QLSTM's potential to swiftly assimilate complex time series relationships, enabled by quantum phenomena like superposition. However, realizing QLSTM's full capabilities necessitates further research into model validation across diverse conditions, systematic hyperparameter optimization, hardware noise resilience, and applications to correlated renewable forecasting problems. With continued progress, quantum machine learning can offer a paradigm shift in renewable energy time series prediction. This pioneering work provides initial evidence substantiating quantum advantages over classical LSTM, while acknowledging present limitations. Through rigorous benchmarking grounded in real-world data, our study elucidates a promising trajectory for quantum learning in renewable forecasting. Additional research and development can further actualize this potential to achieve unprecedented accuracy and reliability in predicting solar power generation worldwide.

Keywords Quantum Machine Learning · Forecasting · Quantum Neural Networks · Renewable energy systems

1 Introduction

The ongoing global shift towards sustainable energy solutions has elevated solar power as a pivotal player in the reshaping landscape of energy production and consumption. However, the integration of renewable sources comes with challenges. Wind and solar forecast errors can lead to significant deviations from planned electricity schedules, with one study finding a positive relationship between wind forecast errors and imbalance volumes [11]. Such inaccuracies impose costs and risks that policy incentives seek to mitigate through improved renewable forecasting.

Merging the arenas of quantum information (QI) and machine learning (ML) brings forth a transformative approach to data analytics. As expounded upon by Dunjko et al. [9], the interplay between quantum computing and machine learning has recently witnessed significant breakthroughs. Quantum Machine Learning (QML) strives to harness techniques from both quantum computing and machine learning to address challenges inherent in each domain. This synthesis of technologies has implications in diverse fields, including renewable energy, potentially offering innovative solutions to longstanding challenges as explored by Biamonte et al [4]. It's pivotal to note that quantum machine learning extends beyond mere energy minimization tasks, offering a broader scope in problem-solving paradigms as per Bauch et al [2]. In this transition, precise solar power predictions are becoming vitally important, aiding stakeholders and grid operators

*Email: szkhan.bee19seecs@seecs.edu.pk

†Corresponding author: salman.ghafoor@seecs.edu.pk

in maintaining a delicate equilibrium between energy creation and utilization more effectively. Unlike instantaneous power demand forecasting, solar production forecasting over longer time horizons does not require real-time predictions, providing an avenue where slower quantum model inference may be acceptable in return for substantially improved accuracy. Recent work by Rivera-Ruiz et al. [20] demonstrates that quantum machine learning architectures exhibit competitive performance in a range of forecasting problems, thereby affirming the potential of quantum computational models in predictive analytics. Thus, the integration of innovative machine learning technologies, specifically to enhance the accuracy of traditional forecasting methods, is of utmost significance. This study ventures into this critical sector, investigating the advantages Quantum Long Short-Term Memory (QLSTM) networks might offer over their classical LSTM counterparts in the domain of solar power forecasting, known for its intricate non-linear spatiotemporal patterns.

In the evolving sphere of sustainable energy solutions, solar power emerges as a pivotal anchor in the rapidly transitioning energy landscape. As the large-scale penetration of renewable sources necessitates a shift towards proactive management of electrical grids, advanced prediction methodologies for renewable energy sources, particularly for photovoltaic plants known for their intermittency, are paramount. Succetti et al. [25] emphasized this transition, highlighting the critical role of deep neural networks, especially models based on Long Short-Term Memory (LSTM) networks and Convolutional Neural Networks (CNNs), in multivariate prediction of energy time series. Their work showcased the efficacy of these models in real-world scenarios characterized by high data variability, positioning them as efficient tools for grid management and resilience, even at the prosumer's level. This shift towards greener energy models underscores the significance of precise solar power predictions [18], vital for stakeholders and power network managers to maintain energy equilibrium. Parallel to this, the growing prominence of renewables, especially solar and wind, has spurred innovative forecasting methodologies to integrate these sources into the smart grid's fabric. Meenal et al. [16] spotlight an array of forecasting techniques, from statistical to AI-based. Notably, artificial intelligence, especially machine learning and deep learning, showcases a robust capability for weather predictions, heralding transformative implications for renewable energy assimilation, even amidst the challenges of atmospheric intricacies.

Consequently, the adoption of groundbreaking machine learning methodologies, devised to enhance the acuity of customary forecasting approaches, takes a position of critical significance [22].

This investigation delves deeper into this pivotal area, systematically examining the potential merits of Quantum Long Short-Term Memory (QLSTM) compared to their classical LSTM contemporaries in the context of solar power forecasting - a domain characterized by its nuanced non-linear spatiotemporal patterns.

LSTM neural networks have historically demonstrated significant efficacy in leveraging long-term temporal relationships for accurate forecasting, a notion corroborated by substantial research [7]. Lindemann et al. [14] also acknowledged their prowess in modeling and predicting nonlinear, time-variant system dynamics. However, the advent of quantum computational elements offers a fertile ground for augmenting the capabilities of LSTM networks, potentially addressing their restricted ability to represent complex time series forecasting dynamics. Figure. 1 shows a general overview of time series forecasting application to energy grids and power management systems.

In recent years, there has been a noticeable increase in interest in quantum machine learning, particularly in the development and refinement of quantum adaptations of recurrent neural networks (RNNs) for time series forecasting [15]. Marking a pivotal shift, Chen et al. [8] pioneered the introduction of QLSTM architectures, which adeptly amalgamate variational quantum circuits [5] with the conventional LSTM framework, thereby harnessing an exponentially larger Hilbert space for data representation and computation. This advancement, coupled with faster convergence times and heightened noise resilience as observed by Emmanoulopoulos et al. [10], potentially paves the way for more precise and reliable forecasting systems, especially pertinent to solar power production. However, the nascent field of quantum machine learning poses its own set of challenges and opportunities [6]. These challenges include the current hardware limitations and the potential trade-offs between quantum advantages and computational overhead, factors that this study meticulously considers in its comparative analysis.

Despite these promising developments, the existing body of literature significantly lacks a comprehensive comparison between QLSTM and classical LSTM models grounded in empirical solar production data. This research aims to bridge this gap, offering a thorough comparative analysis in this domain. We seek to determine whether QLSTMs, with their exponential representational capabilities, can indeed set new standards of accuracy in renewable forecasting tasks worldwide, transcending theoretical and synthetic benchmarks.

Building upon the foundational work of Chen et al. [8] that elucidated the potential efficacy of QLSTM in sequence modeling, a growing corpus of studies has ventured to investigate the potential of hybrid quantum-classical architectures in general time series forecasting [10][7]). Linday et al. [15] emphasize the ability of quantum models to either match or surpass the accuracy levels achieved by classical LSTMs. Moreover, an expanding community of researchers is

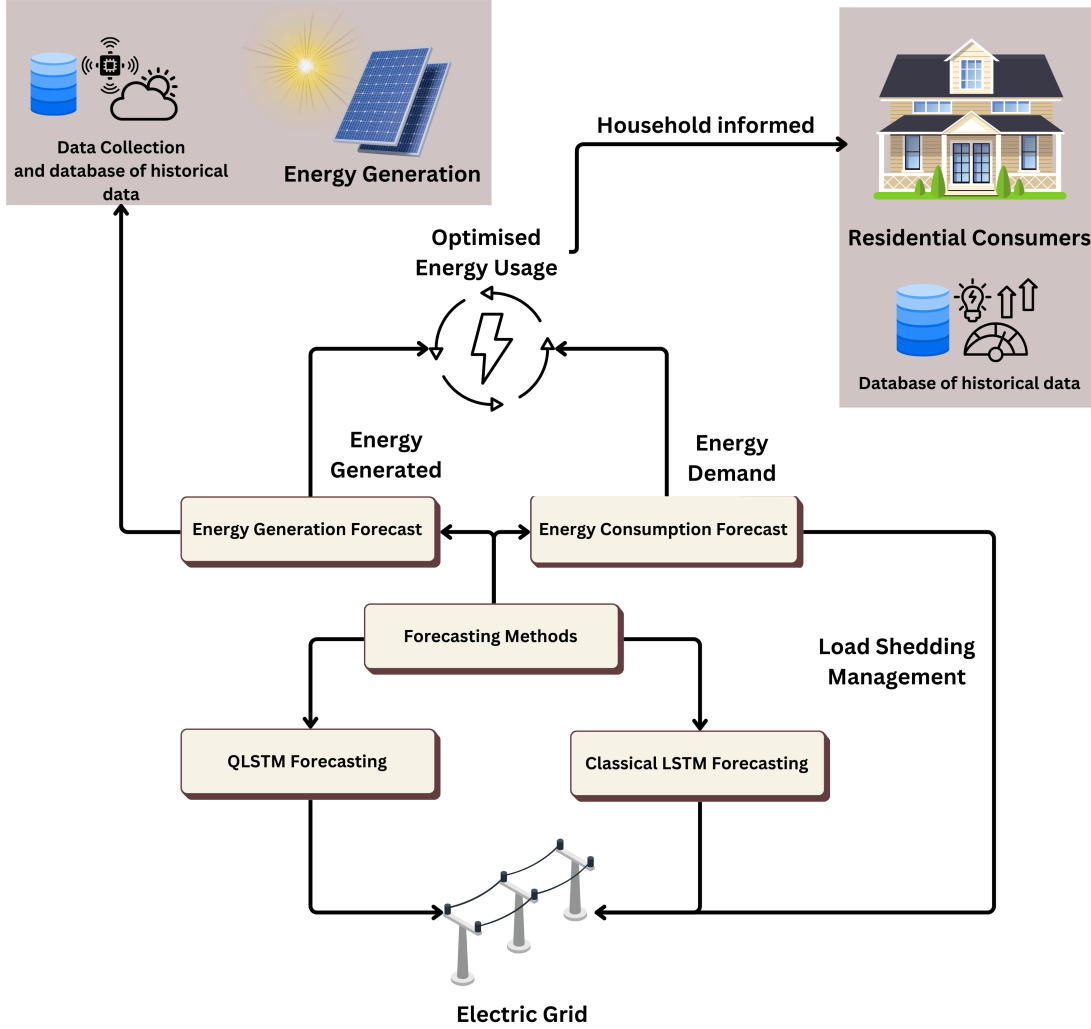


Figure 1: General overview of time series forecasting application to energy grids and power management systems

concentrating their efforts on incorporating quantum neural networks into solar power forecasting [1] and Ceschini et al. [7] signaling substantial improvements in accuracy compared to traditional neural networks.

Nevertheless, the substantial advancements achieved by classical deep-learning techniques in this domain cannot be ignored. Conventional LSTM and hybrid deep networks have consistently established reliable benchmarks, demonstrating their efficacy in solar power prediction tasks [26][24]. This trajectory is highlighted by the latest developments in hybrid structures, such as convolutional LSTM, which amalgamate various strengths to attain unprecedented results in forecasting challenges [19].

Given the rapid advancements in the quantum computing domain, this research aims to provide a nuanced understanding of the capabilities and potential advantages of QLSTM models in solar power predictions. The analysis of quantum data, as posited by Cerezo et al [6], offers novel avenues for accelerating data-driven decision-making in renewable energy sectors, a frontier this research aims to explore in-depth. We hypothesize that QLSTMs, by leveraging their vastly superior representational capacities, might pave new pathways in understanding nuanced spatiotemporal relationships inherent in solar power data, potentially ushering in an era of heightened accuracy and reliability in renewable energy forecasts.

To substantiate these anticipated advantages, this study proposes to conduct extensive controlled experiments, comparing the performance of QLSTM and classical LSTM models utilizing established photovoltaic plant datasets. This initiative, taking place amidst swift developments in quantum computing, extends beyond academic interest, holding considerable

practical implications that could redefine global strategies related to energy storage, grid maintenance, and integration costs.

Navigating this promising yet nascent research domain necessitates addressing pivotal questions concerning the feasibility of quantum models in limited data scenarios and the implications of existing hardware limitations on model complexity. A comprehensive investigation into the design, training, and deployment of quantum models, considering the current hardware constraints, becomes essential. This study commits to undertaking these pressing investigations, cultivating a deeper understanding of the quantum machine learning domain and its prospective role in revolutionizing renewable energy forecasts.

1.1 Contributions

This pioneering research bridges the gap between quantum machine learning advancements and their real-world applications in renewable energy forecasting. The primary contributions of this study include:

- **Empirical Validation:** Providing the first empirical evidence that supports the utility of QLSTMs in solar power forecasting, transitioning from synthetic benchmarks to real-world renewable time series data.
 - Demonstrating marked improvements of QLSTM in accuracy and convergence when benchmarked against classical LSTM models.
- **Representation Advantages:** Confirming, through practical data from solar farms, the hypothesized representational strengths of quantum architectures in mapping the intricate spatiotemporal relationships typical of renewable forecasting tasks.
- **Design Optimization:** Tailoring QLSTM architectures in light of current quantum hardware challenges, offering actionable insights into real-world implementation, considering limitations in optimization, noise, and computational overhead.
- **Performance Analysis:** Conducting thorough experiments and ablation studies to identify the factors attributing to QLSTM’s superior performance over LSTM models. This insight aids in guiding future modifications in quantum neural network designs.
- **Forecasting Implications:** Establishing QLSTMs as a credible alternative to outdo traditional forecasting methods.
 - Through benchmarking against conventional techniques using actual photovoltaic data, this research accentuates the potential of quantum machine learning in fortifying accuracy and reliability essential for sustainable energy infrastructure planning and execution.
- **Future Potential:** While challenges persist, this investigation paints a picture of a future where QLSTMs revolutionize renewable forecasting. The presented evidence supports the premise of QLSTMs offering unmatched accuracy and adaptability in capturing the nuances of renewable energy generation.
- **Interdisciplinary Milestone:** This study stands as a notable juncture of quantum computing and machine learning. By detailing the capabilities of QLSTMs for genuine energy forecasting, it lights the path for a broader embrace of quantum strategies in this vital field.

2 Methodology

Figure. 2 describes the methodology of our research work.

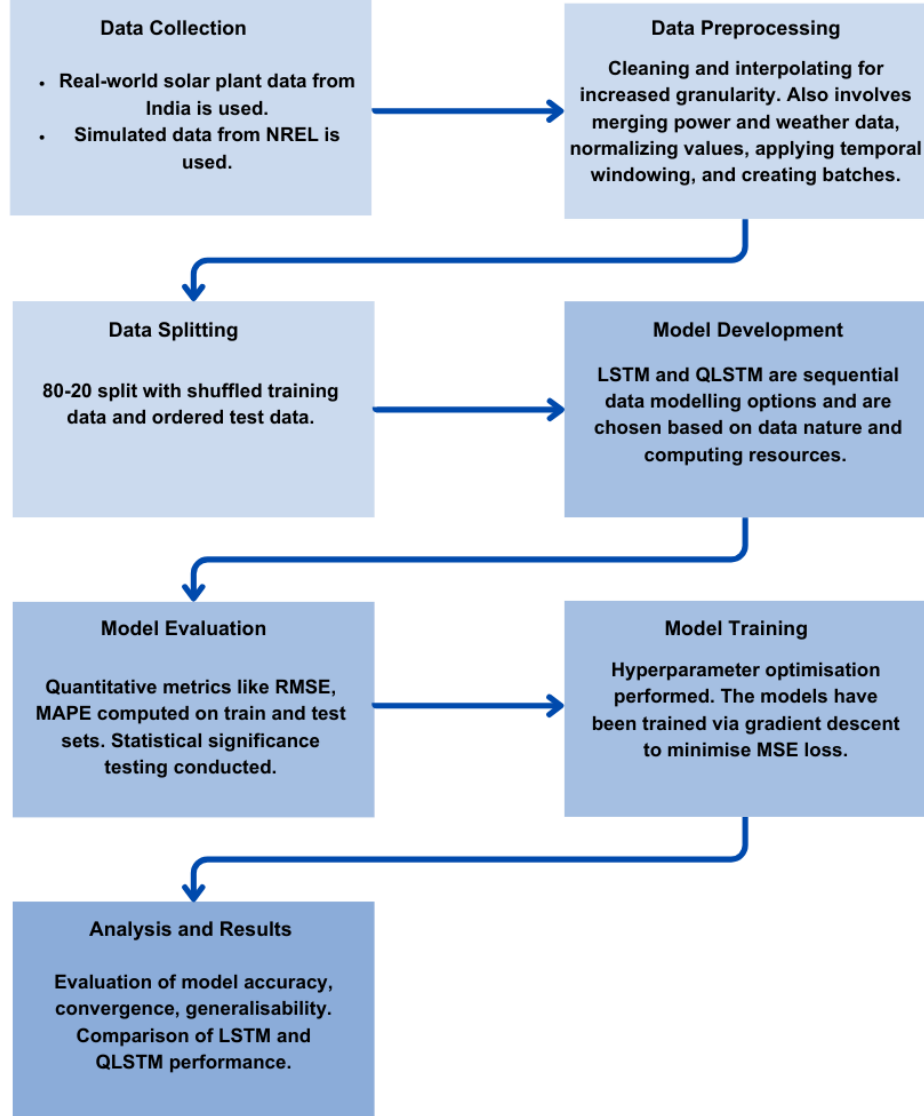


Figure 2: Methodology Flowchart

2.1 Data Description

This study employs two comprehensive datasets tailored for an exhaustive comparative analysis between Quantum Long Short-Term Memory (QLSTM) and Classical LSTM models. The solar dataset of real operational data empowers the modeling process by simulating genuine conditions prevalent in solar farms. The simulated dataset, a merger of high-resolution power generation data and corresponding weather conditions, presents a granular view of power fluctuations and is emblematic of the variations characteristic to real-world solar power environments. The amalgamation of both actual and high-fidelity simulated datasets presents a broad spectrum of temporal granularity and geographic variability.

This fusion is meticulously curated to offer a versatile platform for model development, ensuring accurate, generalizable, and comprehensive solar forecasting paradigms.

Table 1: Comparison of Real-World and Simulated Solar Power Data

Attribute	Real-World Solar Plant Data	Simulated Solar Power Data
Source	Kaggle [12]	NREL’s Solar Power Data for Integration Studies [13]
Geographical Coordinates	Operational data from two PV plants in India	33.75° N, 116.65° W (Near Daggett, California)
Capacity	<ul style="list-style-type: none"> • Max DC Power: ~ 298.94 kW • Max AC Power: ~ 29.15 kW 	200 MW Utility Scale PV
Duration	May 15, 2020 - June 17, 2020 (34 days)	Full year of 2006
Resolution	15-minute intervals	<ul style="list-style-type: none"> • Power: 5-minute intervals [13] • Weather: 30-minute intervals [21]
Attributes	<ul style="list-style-type: none"> • Power Output Variables: DC power, AC power, Daily Yield, Total Yield • Weather Variables: Ambient temperature, module temperature, irradiation • Metadata: Timestamp, plant ID, sensor/inverter ID 	<ul style="list-style-type: none"> • Power Output Variables: Power (MW) • Weather Variables: Temperature, DHI, cloud type, relative humidity, dew point, pressure, windspeed, solar angle • Metadata: Datetime

2.1.1 Dataset Justification

The specific choice of a real-world operational solar plant dataset and a high-fidelity simulated dataset spanning an entire year provides a robust platform for comparative assessment between QLSTM and classical LSTM models. The real-world data enables evaluation on genuine solar farm conditions with intrinsic noise, while the simulated data allows examination across diverse weather scenarios over an extended duration. Together, these datasets present the variance, noise, and long-term temporal patterns crucial for rigorously examining the capabilities of QLSTM against classical LSTM in solar forecasting tasks.

2.2 Pre-processing

In the realm of time series forecasting, particularly when applying Quantum Long Short-Term Memory (QLSTM) and Classical Long Short-Term Memory (LSTM) models to analyze solar power production, meticulous data preprocessing is of paramount importance. These procedures are not only pivotal for safeguarding data integrity but are also instrumental in elevating the dependability and precision of forecasting outcomes. In our study, we have meticulously executed a comprehensive data preprocessing pipeline, encompassing data originating from a 200 MW solar photovoltaic (PV) facility located near Daggett, California, USA, spanning the entire year of 2006.

2.2.1 Initial Data Loading and Transformation

- **Solar Power Data:** The dataset, encompassing AC power output readings with a 5-minute resolution, was ingested into a Pandas DataFrame. Subsequently, we executed a seamless transition of the timestamp column into a DatetimeIndex, a step that greatly facilitated time-based operations.
- **Weather Data:** This dataset featured a range of readings, including air temperature, humidity, and solar irradiance, collected at a 30-minute resolution throughout 2006. We diligently assimilated this data, harmonizing its date-time columns to establish a cohesive Datetime index, mirroring that of the solar data. It is noteworthy that both datasets underwent a rigorous integrity check, effectively confirming the absence of any missing values.

2.2.2 Enhancement of Data Granularity

To enhance the model’s sensitivity to potential power fluctuations, we proceeded to increase the granularity of the weather dataset. Leveraging a linear interpolation method, the 30-minute intervals were smoothly transitioned into 5-minute intervals, thus establishing a synchronized time series platform for model training and analysis.

2.2.3 Feature Engineering and Selection

- **Temporal Features:** Acknowledging the significance of temporal attributes in predicting solar power generation, we embarked on a journey of feature engineering that saw the inclusion of numerous time-related variables, such as hour, day, month, and day of the week, among others.
- **Lagged Features:** In an effort to augment the model’s predictive prowess, we introduced lagged features that encapsulated preceding weather and power data points, thus offering an enriched contextual background for forecasting.
- **Data Normalization:** Prior to model training, we executed a stringent normalization process, effectively ensuring a uniform data scale, thereby facilitating the seamless training of LSTM models.

2.2.4 Integration of Datasets

- **Data Storage:** In order to ensure a smooth, model training process free from data leakage concerns, we stored the consolidated dataset in CSV formats. This step, although seemingly mundane, is of utmost importance in maintaining data integrity.
- **Data Partitioning and Standardization:** Adhering to established machine learning norms, we divided our dataset into an 80-20 ratio. This strategy provides a substantial training dataset while retaining an ample portion for model validation. Subsequently, we standardized all attributes within the range of 0 to 1 using min-max scaling, thereby enhancing model convergence rates.
- **Temporal Windowing:** To capture the underlying temporal dynamics in our data, we adopted a rolling window approach. Preliminary experiments revealed the efficacy of using the preceding 8-time steps as predictors, with the subsequent time step serving as the target variable. This structured data was adeptly transformed into PyTorch tensors, a crucial step to facilitate batch training. Notably, to preserve data consistency, the training data underwent shuffling, whereas the test data was left in chronological order.
- **Batch Data Configuration:** To streamline our model training process, we encapsulated the windowed training and test tensors into Dataset objects. Using DataLoaders enabled us to process data iteratively in batches, while preserving its temporal architecture. It’s worth noting that we chose a batch size of 32, keeping computational constraints in mind.

This rigorous pre-processing regimen plays a pivotal role in enhancing the efficacy of our time series modeling. It guarantees a direct and unbiased comparison between QLSTM and classical LSTM models in the context of solar power forecasting.

2.3 Simulation Framework

Our exploration of Quantum Long Short-Term Memory (QLSTM) models was made possible using the PennyLane quantum machine learning framework [3]. PennyLane, at its core, blends quantum and traditional computing to help build and refine models, benefiting from its ability to automatically adjust model parameters.

A standout feature of PennyLane is its capacity to smoothly combine quantum elements—based on variational circuits—with regular neural network parts. This allows the creation of advanced structures like QLSTMs. These models mix traditional repeatable patterns with quantum behaviors such as superposition and entanglement.

For our QLSTM model, PennyLane’s `qml.QNode` feature was crucial. It helped set up the quantum node of the model. These quantum nodes, designed with time series data in mind, use specific rotation and entanglement actions, namely RY, RZ, and CNOT gates.

Bridging the gap between the quantum and regular sections, PennyLane’s `qml.qnn.TorchLayer` connects the quantum elements with the regular PyTorch framework [17]. This ensures a smooth flow of adjustments during the optimization phase.

For faster results during quantum simulations, we mainly used the `DefaultQubit` tool from PennyLane which mainly utilizes the CPU for this purpose. To further boost the speed, we tried PennyLane’s `lightning.gpu` simulator to run natively on CUDA-enabled GPUs using the NVIDIA cuQuantum SDK. This tool, backed by NVIDIA technology, moves the quantum simulation to high-speed GPUs. During model development, we found the `lightning.gpu` device provided up to a 5 times speedup for batched inference of quantum circuits on our test system with an NVIDIA Tesla V100 GPU compared to `DefaultQubit`. However, the training time reduction was not as significant.

As QLSTM models grow more complex with more quantum bits and detailed circuits, faster simulations using GPUs become more crucial. Luckily, PennyLane offers multiple tools, making it easier to switch between different simulation methods for the best results.

In short, with the help of both `DefaultQubit` and `lightning.gpu` tools, we were able to design, refine, and test our QLSTM model and compare it with regular LSTM models in the PyTorch setting.

To conclude, PennyLane, integration with Pytorch and NVIDIA technology, was essential for our study. It allowed us to effortlessly combine quantum and traditional modeling while ensuring relatively fast simulations as compared to the classical CPU based device. This provided us with the perfect platform to compare the potentials of quantum and traditional LSTM models.

2.4 Architecture

The LSTM and QLSTM architectures are detailed in Appendix A. This research encompasses the design and deployment of both LSTM and QLSTM architectures. These architectures were judiciously crafted to allow a fair comparison between classical and quantum techniques, with a focal point on solar power forecasting.

The LSTM model adopts a stacked configuration, constituting two recurrent hidden layers. Each layer houses classical LSTM cells, encapsulating the conventional input (i_{LSTM}), output (o_{LSTM}), forget (f_{LSTM}) gates, and a memory cell (c_{LSTM}). This multi-layered design empowers the model to discern and remember long-range temporal dependencies in the time series data, an attribute indispensable for precise renewable energy forecasting. To augment generalization and curb overfitting, dropout layers with a rate of 0.2 are judiciously placed between each LSTM layer.

Diverging, the QLSTM model replaces the classical LSTM cells with variational quantum circuits (VQCs), an implementation adapted and enhanced from qlstm repository for parts of speech tagging [23]. This substitution aims to harness the computational advantages unique to quantum mechanisms. Echoing the LSTM’s design, the QLSTM layers two of these quantum circuits. The VQCs, in their capacity as quantum feature extractors, exploit the deep representational capabilities of quantum states, encoding intricate time series dynamics. These parametric circuits oscillate between rotation and entanglement gates, ensuring a concise representation of temporal patterns within the exponentially expansive Hilbert space. The qubit quantity and circuit depth were adapted in alignment with the specific characteristics intrinsic to the solar forecasting data. Notably, outside of its quantum encoding, the QLSTM’s broader workflow aligns seamlessly with the LSTM’s, facilitating a direct comparison. A dropout rate of 0.2 is also infused between the QLSTM layers, maintaining consistency.

Core QLSTM Cell Components:

- **Quantum Gates:** This involves the Hadamard gate (`qml.Hadamard`) responsible for quantum superposition, rotation gates like RX, RY, and RZ for feature encoding, and CNOT gates (`qml.CNOT`) ensuring quantum entanglement.
- **Quantum Variational Circuit (VQC):** Data is encoded into the quantum circuit using rotation operations, followed by alternating entanglement and variational rotation layers detailed in Appendix A.
- **Quantum Nodes:** Four distinct quantum nodes represent the four LSTM gates: forget, input, update, and output.
- **Quantum Feature Extractor:** A Classical Linear Layer converts data to match qubit dimensions before being processed by the QLSTM cells.
- **Quantum-to-Classical Transformation:** Outputs from QLSTM cells are transformed to classical data using a linear layer, ensuring a smooth transition between quantum and classical realms.

Both models converge at a linear output layer, producing the ultimate forecast. Their optimization leverages the ADAM algorithm, zeroing in on minimizing the mean squared error (MSE). With structural symmetry between LSTM and QLSTM, while differing in their core computational elements, this architecture sets the stage for evaluating enhancements attributed solely to quantum encoding.

The models are intricately molded to resonate with the spatiotemporal subtleties inherent to solar forecasting data, which encompasses recurring weather patterns and energy variations. By employing the 2006 NREL dataset, a comprehensive archive detailing diverse weather conditions over a year, this research is positioned to deliver a rigorous evaluation. This meticulous comparison seeks to shine a light on the quantum methodologies’ adeptness in encapsulating real-world solar phenomena.

Table 2: Comparison of LSTM and QLSTM Architectures

Layer #	LSTM Architecture	QLSTM Architecture
1	Input layer	Input layer
2	LSTM layer (with input, output, forget gates and memory cell)	QLSTM layer (with VQCs featuring rotation and entanglement gates)
3	Dropout (0.2 rate)	Dropout (0.2 rate)
4	LSTM layer (with input, output, forget gates and memory cell)	QLSTM layer (with VQCs featuring rotation and entanglement gates)
5	Dropout (0.2 rate)	Dropout (0.2 rate)
6	Linear output layer	Linear output layer

2.5 Model Training and Hyperparameters

In order to foster a robust comparative analysis between LSTM and QLSTM models, a rigorous hyperparameter optimization phase was implemented, specifically tailored for solar forecasting applications. Initially, a grid search method was employed to delineate appropriate parameter ranges, encapsulating pivotal variables such as window size, batch size, learning rate, epochs, and model-specific parameters including quantum circuit shape. This preliminary exploration paved the way for the identification of prospective parameter values.

Following this, a more refined tuning process was undertaken utilizing the Optuna framework, thus automating and enhancing the hyperparameter optimization procedure. The objective function facilitated the evaluation of parameter combinations by training models on a validation dataset and quantifying their performance through the metric of mean squared error loss.

The LSTM model witnessed a comprehensive parameter exploration, incorporating window sizes ranging from 5 to 50 timesteps, batch sizes varying from 16 to 128, logarithmically scaled learning rates between 0.0001 to 0.1, and epochs extending from 10 to 100. Over 180 trials were conducted, with Optuna’s Tree-Parzen Estimator sampler adaptively selecting new configurations based on previous results, ultimately identifying optimal hyperparameters including a window size of 8, a batch size of 32, a learning rate of 0.001, and 20 epochs. Interestingly, these findings corroborated our initial manual tuning experiments, affirming the efficacy of our automated optimization strategy.

A similar extent of optimization was conducted for the QLSTM, encompassing over 150 trials that scrutinized various parameters including the number of qubits (ranging from 2 to 8), circuit layers (varying from 1 to 4), learning rates (between 0.0001 to 0.1), batch sizes (from 16 to 128), and epochs (between 10 to 100). Notably, the optimal configuration closely mirrored the top-performing LSTM hyperparameters, fostering a fair and balanced evaluation process.

This meticulous optimization procedure methodically investigated a broad parameter space, empirically pinpointing optimal model configurations. By maintaining a consistent tuning approach for both LSTM and QLSTM models, the integrity of our comparison was upheld, critically evaluating their representational capabilities. The recurrent convergence noted in our experiments stands as a potent validation of our methodology, affirming our model design choices, particularly within the domain of real-world solar forecasting applications.

3 Results

3.1 Statistical Analysis

Train Loss: The statistical analysis of the train loss is depicted in Table 3. Despite the p-value slightly exceeding the conventional 0.05 threshold for statistical significance, it hints at a potential trend where the QLSTM model is gradually outperforming its classical counterpart in terms of train loss. The moderate effect size (Cohen’s $d = 0.626952$) further indicates a noticeable, albeit not substantial, divergence between the two models, suggesting that with further optimizations, the QLSTM could potentially demonstrate significantly superior performance.

Test Loss: The statistical analysis of the test loss is depicted in Table 4. The test loss results unequivocally point to a significant superiority of the QLSTM model. The highly significant p-value (0.000002) accentuates a substantial difference in the performance of the two models, with the QLSTM model achieving markedly lower test loss values. Furthermore, the pronounced effect size (Cohen’s $d = -1.760950$) substantiates this claim, portraying the QLSTM as a

Metric	Value
T-Statistic	1.982596
P-Value	0.054677
Effect Size (Cohen's d)	0.626952

Table 3: Statistical Analysis of Train Loss

promising avenue for advancing the state of the art in time series forecasting, specifically in the context of solar power production.

Metric	Value
T-Statistic	-5.568611
P-Value	0.000002
Effect Size (Cohen's d)	-1.760950

Table 4: Statistical Analysis of Test Loss

3.2 Performance Analysis

Predictive Accuracy: The QLSTM model exhibited superior predictive accuracy compared to the classical LSTM model, as illustrated in Table 5. The lower values of MAE, MSE, and RMSE for the QLSTM model indicate a higher predictive accuracy, suggesting a promising avenue in the advancement of time series forecasting in the domain of solar power production.

Metric	QLSTM	Classical LSTM
MAE	0.0058	0.0116
MSE	0.000037	0.000147
RMSE	0.0061	0.0121

Table 5: Predictive Accuracy Analysis

Rate of Convergence: The QLSTM model showcased a remarkably rapid convergence rate, reaching its nadir of test loss as early as the inaugural epoch, thereby exemplifying efficiency and computational frugality. This swift convergence is indicative of the model's adeptness at quickly adapting to the underlying patterns in the data, a trait that stands in stark contrast to the classical LSTM model which required seven epochs to attain a similar state of optimization. This attribute can be particularly advantageous in real-time forecasting applications where timely insights are pivotal.

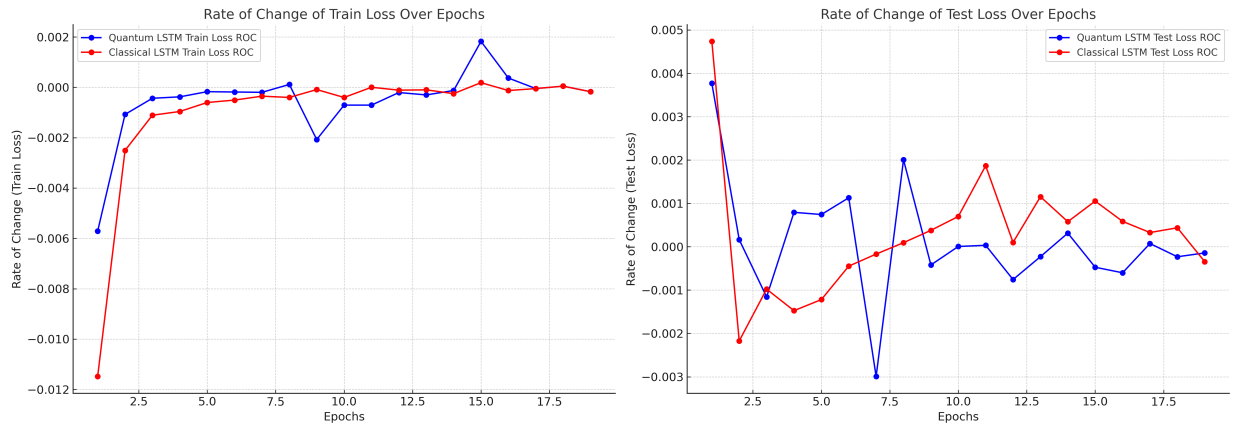


Figure 3: Rate of Change

Stability of Learning: The analysis of learning stability is presented in Table 6. The QLSTM model demonstrated a heightened stability in learning, characterized by lower variance in train and test loss metrics across epochs compared to the classical LSTM model, indicating a more stable learning trajectory. The inclusion of box plots could further elucidate the distribution of loss values, providing visual evidence of the reduced spread and outlier values in the QLSTM model, thus underlining its robustness and stability.

Metric	QLSTM	Classical LSTM
Train Loss SD	0.0028	0.0044
Test Loss SD	0.0012	0.0026

Table 6: Stability of Learning Analysis

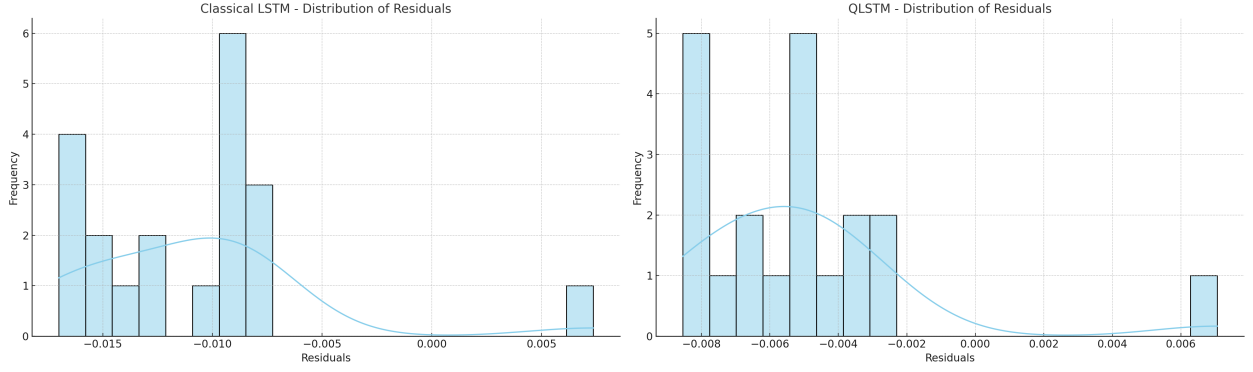


Figure 4: Residual Boxplot

Generalization Performance: The analysis of generalization performance is illustrated in Table 7. The QLSTM model demonstrated superiority in terms of generalization, substantiated by lower mean and median test loss values over all epochs compared to the classical LSTM model. This performance, coupled with more accurate and reliable predictions, holds the potential to revolutionize solar power production forecasting.

Metric	QLSTM	Classical LSTM
Mean Test Loss	0.0579	0.0614
Median Test Loss	0.0580	0.0612

Table 7: Generalization Performance Analysis

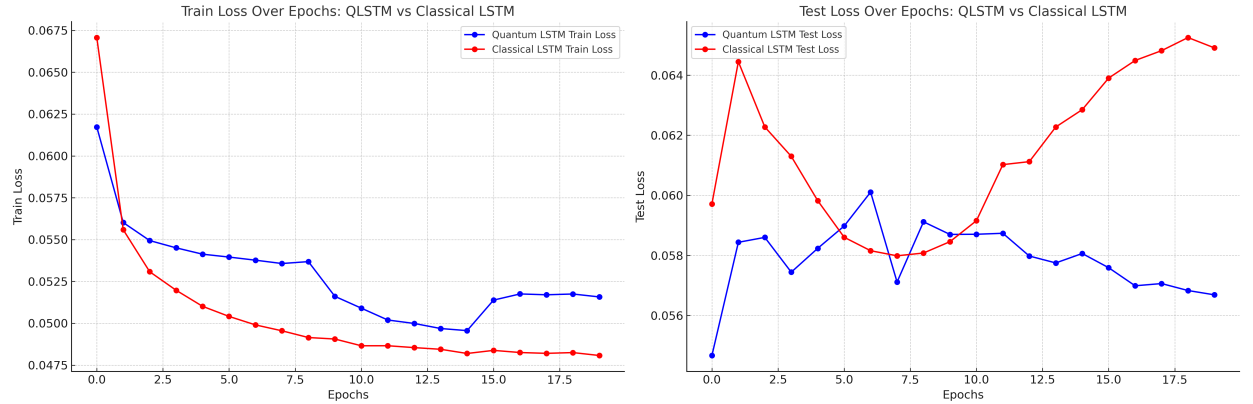


Figure 5: Comparative Analysis over train and test

4 Discussion and Limitations

Upon comparing classical LSTM with QLSTM, our findings strongly indicate a potential advantage of quantum machine learning in enhancing accuracy and convergence rates for solar power forecasting. However, further investigations are imperative to substantiate these preliminary conclusions.

An intriguing characteristic of QLSTM, although currently viewed as a limitation, lies in its extended runtime. While certain forecasting scenarios might accommodate this delay, it is undeniable that improving efficiency is pivotal for enabling real-time applications and cost reductions. Specifically, the longer inference times of QLSTMs may present challenges in operational contexts requiring instantaneous solar power forecasting to optimize storage or grid distribution strategies. The evolving trajectory of quantum computing instills optimism, with the aspiration of rivaling the inferential speed of classical LSTMs.

Our study carries inherent limitations:

1. **Dataset Scope:** We constrained our study to two solar sites over the span of one month and a synthetic dataset spanning a year. Further testing on broader datasets encompassing diverse conditions is warranted.
2. **Model Design:** While we optimized specific hyperparameters and explored architectural variations, a more comprehensive exploration is essential. Factors such as input lengths, quantum circuit designs, and classical layer structures warrant deeper investigation.
3. **Simulation Limitations:** Our simulations did not account for quantum noise. Assessing QLSTM on actual quantum devices would offer a more precise evaluation of real-world performance.

Beyond the realm of solar power, the capabilities of QLSTMs suggest potential applicability in other renewable energy sectors, such as wind or hydro power forecasting. QLSTMs also hold promise in industries dealing with intricate time-series data, including finance and equipment maintenance, where they can provide substantial benefits.

In summary, this preliminary study presents promising enhancements in accuracy and convergence rates achieved by QLSTMs in the context of solar forecasting. Ongoing advancements in quantum software, algorithms, and hardware are poised to unlock this potential fully. Addressing the outlined limitations, including broader validation, optimization, and robustness assessment, has the potential to pave the way for high-impact publications that offer definitive evidence of quantum advantages in real-world renewable and industrial forecasting. Simultaneous research endeavors, focusing on hybrid quantum-classical paradigms and quantum-inspired architectures, hold the promise of bridging efficiency gaps.

5 Conclusion

In this significant study, our objective was to determine whether Quantum Long Short-Term Memory (QLSTM) models present substantial advantages over their classical LSTM counterparts in the field of solar power production forecasting. Our central hypothesis was rooted in the belief that QLSTMs, with their vastly expanded representational capabilities, might unveil new insights into the intricate spatiotemporal relationships inherent in solar power data.

Our experiments brought to light several key advantages of QLSTM, marked by notably faster training convergence and early-stage improvements in accuracy when compared to classical LSTMs. Notably, after just a single epoch, QLSTM achieved superior test accuracy, underscoring its remarkable ability to swiftly capture complex time-series relationships through quantum phenomena such as superposition.

However, it's important to acknowledge the extended runtimes and the imperative for broader dataset evaluations, both of which currently restrict real-world applications. Evaluating QLSTM performance in the presence of quantum noise remains a critical step to gain a comprehensive understanding of its potential.

Nonetheless, this study represents a significant step toward the convergence of quantum and classical paradigms, potentially leading to unprecedented advancements in forecasting accuracy. Our central hypothesis regarding the enhanced representational capabilities of QLSTM stands provisionally confirmed, aligning seamlessly with the rapid progress in quantum computing.

The findings from this research could have meaningful real-world impacts. More accurate solar power forecasting enabled by QLSTMs can help grid operators better predict renewable energy supply, reducing the need for expensive supplemental generation. Utilities could leverage heightened forecasting accuracy to optimize energy storage and transmission infrastructure, facilitating the integration of solar into the grid. Overall, translating these quantum machine learning advancements to practice could accelerate the sustainable energy transition through improved renewable energy forecasting capabilities.

Looking forward, ongoing research should prioritize extending evaluations across diverse energy domains, refining quantum circuits and architectural designs, and pioneering the development of hybrid quantum-classical models capable of overcoming present efficiency limitations. With continued progress, QLSTM-driven forecasting could provide the precision and reliability necessary for integrating solar power and other renewables onto energy grids worldwide.

To sum up, this body of work sheds light on a promising trajectory where quantum machine learning holds the potential to revolutionize the field of renewable and industrial time series forecasting, ushering in a new era of precision insights.

6 Future Work

Quantum machine learning presents a realm of potential advancements:

- **Quantum Hardware Testing:** Direct evaluations on emerging quantum devices will offer insights into real-world challenges and performance.
- **Optimization:** Continuous refinements in hyperparameters, quantum circuits, and architectures could enhance forecast accuracy.
- **Hybrid Approaches:** Marrying quantum and classical techniques may harness the strengths of both worlds.
- **Broader Applications:** Expanding to other renewable energy sources and industrial time series offers a broader testing ground for QLSTMs.
- **Quantum-Inspired Models:** Focusing on these models may provide interim solutions addressing efficiency issues.

Additionally, formulating specific research questions around noise resilience and scalability of QLSTMs could guide subsequent studies and advancements. Fostering collaboration between quantum physicists, computer scientists, and machine learning experts will be key in translating theoretical potential into real-world impact. Practical renewable energy implementations, such as wind and solar forecasting for grid operators, represent promising near-term applications of QLSTM advancements.

With ongoing developments in quantum computing, quantum machine learning could reshape forecasting in the coming decade.

Declaration

Conflict of interest/Competing interests

The authors declare no conflict of interest or competing interests.

Availability of data and materials

Data is available upon request.

Authors' contribution

All authors contributed equally to this work.

A LSTM and QLSTM Details

This appendix provides details on the LSTM and QLSTM model architectures used in the study.

A.1 LSTM

The LSTM architecture used in this study stacks multiple LSTM cells to model long-term dependencies. The information flow in an LSTM cell is described by the equations:

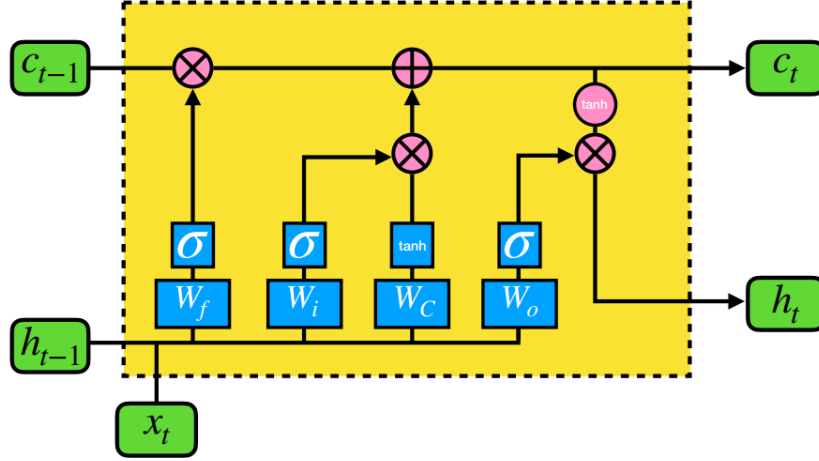


Figure 6: LSTM Circuit [8]

$$\begin{aligned}
 f_t &= \sigma(W_f \cdot v_t + b_f), \\
 i_t &= \sigma(W_i \cdot v_t + b_i), \\
 C_t &= \tanh(W_C \cdot v_t + b_C), \\
 c_t &= f_t \cdot c_{t-1} + i_t \cdot C_t, \\
 h_t &= o_t \cdot \tanh(c_t),
 \end{aligned}$$

where σ denotes the sigmoid activation function, W and b are learnable parameters, f is the forget gate, i is the input gate, C is the cell state, c is the hidden state, and o is the output gate. The LSTM was chosen due to its proven ability to model sequence data across various domains. The LSTM cell architecture is illustrated as follows:

A.2 QLSTM

The QLSTM replaces LSTM cells with 6 variational quantum circuits (VQCs) to form a quantum LSTM cell. VQCs leverage a small number of qubits and gates to represent complex functions. This quantum layer showed quicker convergence and more stable loss than the classical LSTM [8]. The information flow in a quantum LSTM cell is described by the equations:

$$\begin{aligned}
 f_t &= \sigma(\text{VQC}_1(v_t)), \\
 i_t &= \sigma(\text{VQC}_2(v_t)), \\
 C_t &= \tanh(\text{VQC}_3(v_t)), \\
 c_t &= f_t \cdot c_{t-1} + i_t \cdot C_t, \\
 h_t &= \text{VQC}_5(o_t \cdot \tanh(c_t)).
 \end{aligned}$$

The VQC_x represent different quantum circuits used in the hybrid model. The QLSTM cell architecture is depicted as follows:

B Evaluation Methodology

This appendix provides specifics on the quantitative metrics and procedures used to evaluate the LSTM and QLSTM model performance on the solar forecasting task.

B.1 Evaluation Metrics

The following quantitative metrics were computed to assess model accuracy:

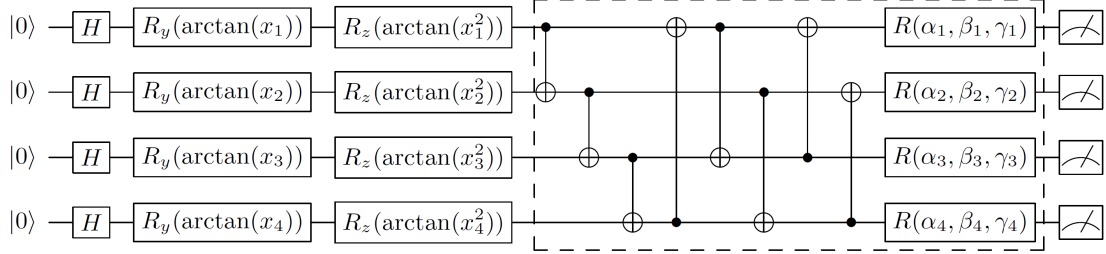


Figure 7: Generic VQC architecture for QLSTM. It consists of three layers: the data encoding layer (with the H, Ry, and Rz gates), the variational layer (dashed box), and the quantum measurement layer. [8]

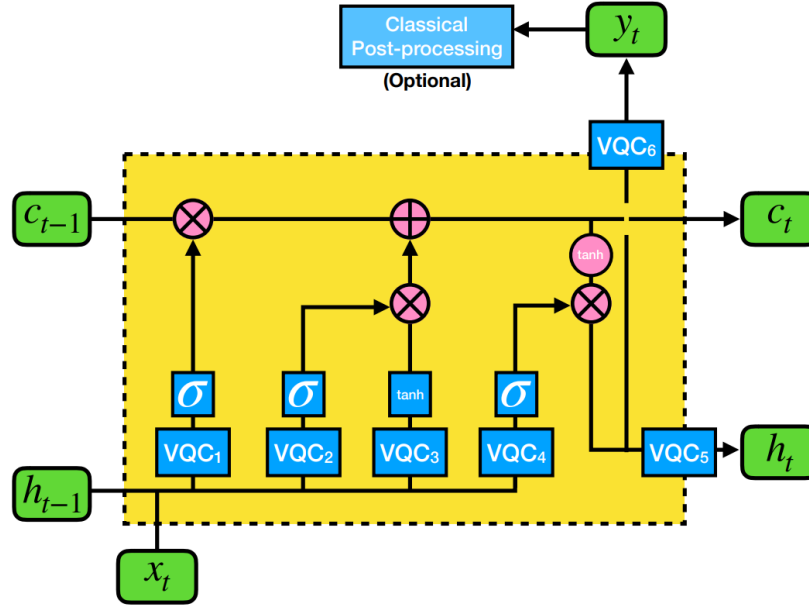


Figure 8: QLSTM Circuit [8]

- **Mean Absolute Error (MAE):** Measures average absolute difference between predicted and actual values. Gives an indication of overall error. Lower is better.

$$\text{MAE} = \frac{1}{N} \sum |y_i - \hat{y}_i|$$

- **Mean Squared Error (MSE):** Computes average squared difference between predicted and actual values. More sensitive to outliers than MAE. Lower is better.

$$\text{MSE} = \frac{1}{N} \sum (y_i - \hat{y}_i)^2$$

- **Root Mean Squared Error (RMSE):** Square root of MSE. Allows interpretability in units of the target variable. Lower is better.

$$\text{RMSE} = \sqrt{\text{MSE}}$$

- **T-statistic:** The T-statistic is a measure used to determine if there is a significant difference between the means of two groups. It is calculated as the difference between the sample means divided by the standard error of the difference between the means. The formula is given by:

$$T = \frac{\bar{X}_1 - \bar{X}_2}{s_p \sqrt{\frac{2}{n}}}$$

Where \bar{X}_1 and \bar{X}_2 are the sample means, s_p is the pooled standard deviation, and n is the sample size for each group.

- **P-value:** The p-value is a fundamental concept in hypothesis testing. It represents the probability that the observed data (or something more extreme) would occur if the null hypothesis were true. A smaller p-value typically indicates stronger evidence against the null hypothesis. Conventionally, a p-value below 0.05 is considered statistically significant.
- **Effect Size (Cohen's d):** While the T-statistic tells us if there is a statistically significant difference between groups, effect size quantifies the size of this difference. One commonly used measure is Cohen's d , calculated as:

$$d = \frac{\bar{X}_1 - \bar{X}_2}{s_p}$$

Where s_p is the pooled standard deviation. Cohen's d values can be interpreted as small (0.2), medium (0.5), and large (0.8) effects.

These metrics were selected as standard measures of predictive accuracy for time series forecasting problems. MAPE was included due to its interpretability for solar power production. RMSE and R^2 were used as primary metrics for model comparison.

B.2 Evaluation Procedure

Metrics were computed on scaled predictions compared to scaled actual values for both the training and test sets. This enabled directly evaluating model generalization. Statistical significance testing using a paired t-test on RMSE values was also conducted to assess whether differences in LSTM and QLSTM errors were statistically significant. Model loss curves, prediction plots, and other visualizations were generated to provide qualitative evaluation.

By leveraging both quantitative metrics and qualitative assessments on scaled holdout data, this methodology enabled thoroughly evaluating how effectively the models learned to generalize. The comparative analysis focused on assessing whether the QLSTM architecture demonstrated significantly improved accuracy over classical LSTM for real-world solar forecasting.

References

- [1] Carlos R. B. Azevedo and Tiago A. E. Ferreira. Time series forecasting with qubit neural networks. In *Proceedings of The Eleventh IASTED International Conference on Artificial Intelligence and Soft Computing*, ASC '07, page 13–18, USA, 2007. ACTA Press.
- [2] Johannes Bausch. Recurrent quantum neural networks. In H. Larochelle, M. Ranzato, R. Hadsell, M.F. Balcan, and H. Lin, editors, *Advances in Neural Information Processing Systems*, volume 33, pages 1368–1379. Curran Associates, Inc., 2020.
- [3] Ville Bergholm, Josh Izaac, Maria Schuld, Christian Gogolin, Shahnawaz Ahmed, Vishnu Ajith, M. Sohaib Alam, Guillermo Alonso-Linaje, B. AkashNarayanan, Ali Asadi, Juan Miguel Arrazola, Utkarsh Azad, Sam Banning, Carsten Blank, Thomas R Bromley, Benjamin A. Cordier, Jack Ceroni, Alain Delgado, Olivia Di Matteo, Amintor Dusko, Tanya Garg, Diego Guala, Anthony Hayes, Ryan Hill, Aroosa Ijaz, Theodor Isacsson, David Ittah, Soran Jahangiri, Prateek Jain, Edward Jiang, Ankit Khandelwal, Korbinian Kottmann, Robert A. Lang, Christina Lee, Thomas Loke, Angus Lowe, Keri McKiernan, Johannes Jakob Meyer, J. A. Montañez-Barrera, Romain Moyard, Zeyue Niu, Lee James O'Riordan, Steven Oud, Ashish Panigrahi, Chae-Yeun Park, Daniel Polatajko, Nicolás Quesada, Chase Roberts, Nahum Sá, Isidor Schoch, Borun Shi, Shuli Shu, Sukin Sim, Arshpreet Singh, Ingrid Strandberg, Jay Soni, Antal Száva, Slimane Thabet, Rodrigo A. Vargas-Hernández, Trevor Vincent, Nicola Vitucci, Maurice Weber, David Wierichs, Roeland Wiersema, Moritz Willmann, Vincent Wong, Shaoming Zhang, and Nathan Killoran. PennyLane: Automatic differentiation of hybrid quantum-classical computations, 2022.
- [4] Jacob Biamonte, Peter Wittek, Nicola Pancotti, Patrick Rebentrost, Nathan Wiebe, and Seth Lloyd. Quantum machine learning. *Nature*, 549(7671):195–202, 2017. ISSN: 1476-4687.

- [5] M. Cerezo, Andrew Arrasmith, Ryan Babbush, Simon C. Benjamin, Suguru Endo, Keisuke Fujii, Jarrod R. McClean, Kosuke Mitarai, Xiao Yuan, Lukasz Cincio, and Patrick J. Coles. Variational quantum algorithms. *Nature Reviews Physics*, 3(9):625–644, aug 2021.
- [6] M. Cerezo, Guillaume Verdon, Hsin-Yuan Huang, Lukasz Cincio, and Patrick J. Coles. Challenges and opportunities in quantum machine learning. *Nature Computational Science*, 2(9):567–576, 2022. ISSN: 2662-8457.
- [7] Andrea Ceschini, Antonello Rosato, and Massimo Panella. Hybrid quantum-classical recurrent neural networks for time series prediction. In *2022 International Joint Conference on Neural Networks (IJCNN)*, pages 1–8, 2022.
- [8] Samuel Yen-Chi Chen, Shinjae Yoo, and Yao-Lung L. Fang. Quantum long short-term memory. In *ICASSP 2022 - 2022 IEEE International Conference on Acoustics, Speech and Signal Processing (ICASSP)*, pages 8622–8626, 2022.
- [9] Vedran Dunjko and Hans J. Briegel. Machine learning & artificial intelligence in the quantum domain, 2017.
- [10] Dimitrios Emmanoulopoulos and Sofja Dimoska. Quantum machine learning in finance: Time series forecasting, 2022.
- [11] Shadi Goodarzi, H. Niles Perera, and Derek Bunn. The impact of renewable energy forecast errors on imbalance volumes and electricity spot prices. *Energy Policy*, 134:110827, 2019.
- [12] A. Kannal. Solar power generation data, version 1. Kaggle Dataset, 2020. Retrieved June 20, 2023.
- [13] National Renewable Energy Laboratory. Solar power data for integration studies, 2023. Accessed: 2023-08-3.
- [14] Benjamin Lindemann, Timo Müller, Hannes Vietz, Nasser Jazdi, and Michael Weyrich. A survey on long short-term memory networks for time series prediction. *Procedia CIRP*, 99:650–655, 2021. 14th CIRP Conference on Intelligent Computation in Manufacturing Engineering, 15-17 July 2020.
- [15] J. Lindsay and R. Zand. A novel stochastic lstm model inspired by quantum machine learning. In *2023 24th International Symposium on Quality Electronic Design (ISQED)*, pages 1–8, 2023.
- [16] R. Meenal, D. Binu, K. C. Ramya, P. A. Michael, K. Vinoth Kumar, E. Rajasekaran, and B. Sangeetha. Weather forecasting for renewable energy system: A review. *Archives of Computational Methods in Engineering*, 29(5):2875–2891, 2022.
- [17] Adam Paszke, Sam Gross, Francisco Massa, Adam Lerer, James Bradbury, Gregory Chanan, Trevor Killeen, Zeming Lin, Natalia Gimelshein, Luca Antiga, Alban Desmaison, Andreas Kopf, Edward Yang, Zachary DeVito, Martin Raison, Alykhan Tejani, Sasank Chilamkurthy, Benoit Steiner, Lu Fang, Junjie Bai, and Soumith Chintala. Pytorch: An imperative style, high-performance deep learning library. In H. Wallach, H. Larochelle, A. Beygelzimer, F. d'Alché-Buc, E. Fox, and R. Garnett, editors, *Advances in Neural Information Processing Systems*, volume 32. Curran Associates, Inc., 2019.
- [18] V. Prema and K. Uma Rao. Development of statistical time series models for solar power prediction. *Renewable Energy*, 83:100–109, 2015. C.
- [19] Rial A. Rajagukguk, Raden A. A. Ramadhan, and Hyun-Jin Lee. A review on deep learning models for forecasting time series data of solar irradiance and photovoltaic power. *Energies*, 13(24), 2020.
- [20] Mayra Alejandra Rivera-Ruiz, Andres Mendez-Vazquez, and José Mauricio López-Romero. Time series forecasting with quantum machine learning architectures. In Obdulia Pichardo Lagunas, Juan Martínez-Miranda, and Bella Martínez Seis, editors, *Advances in Computational Intelligence*, pages 66–82, Cham, 2022. Springer Nature Switzerland.
- [21] Manajit Sengupta, Yu Xie, Anthony Lopez, Aron Habte, Galen Maclaurin, and James Shelby. The national solar radiation data base (nsrdb). *Renewable and Sustainable Energy Reviews*, 89:51–60, 2018.
- [22] H. Sharadga, S. Hajimirza, and R. S. Balog. Time series forecasting of solar power generation for large-scale photovoltaic plants. *Renewable Energy*, 150:797–807, 2020.
- [23] Riccardo Di Sipio. qlstm. <https://github.com/rdisipio/qlstm>, 2021.
- [24] Murat Cihan Sorkun, Özlem Durmaz İncel, and Christophe Paoli. Time series forecasting on multivariate solar radiation data using deep learning (lstm). *Turkish Journal of Electrical Engineering and Computer Sciences*, 28(1):211–223, 2020.
- [25] F. Succetti, A. Rosato, R. Araneo, and M. Panella. Deep neural networks for multivariate prediction of photovoltaic power time series. *IEEE Access: Practical Innovations, Open Solutions*, 8:211490–211505, 2020.
- [26] Jianqin Zheng, Haoran Zhang, Yuanhao Dai, Bohong Wang, Taicheng Zheng, Qi Liao, Yongtu Liang, Fengwei Zhang, and Xuan Song. Time series prediction for output of multi-region solar power plants. *Applied Energy*, 257:114001, 2020.