

Break-Resilient Codes for Forensic 3D Fingerprinting

Canran Wang, *Graduate Student Member, IEEE*, Jin Sima, and Netanel Raviv, *Senior Member, IEEE*

Abstract

3D printing brings about a revolution in consumption and distribution of goods, but poses a significant risk to public safety. Any individual with internet access and a commodity printer can now produce untraceable firearms, keys, and dangerous counterfeit products. To aid government authorities in combating these new security threats, objects are often tagged with identifying information. This information, also known as fingerprints, is written into the object using various bit embedding techniques, such as varying the width of the molten thermoplastic layers. Yet, due to the adversarial nature of the problem, it is important to devise *tamper resilient* fingerprinting techniques, so that the fingerprint could be extracted even if the object was damaged. While fingerprinting various forms of digital media (such as videos, images, etc.) has been studied extensively in the past, 3D printing is a relatively new medium which is exposed to different types of adversarial physical tampering that do not exist in the digital world. This paper focuses on one such type of adversarial tampering, where the adversary breaks the object to at most a certain number of parts. This gives rise to a new adversarial coding problem, which is formulated and investigated herein. We survey the existing technology, present an abstract problem definition, provide lower bounds for the required redundancy, and construct a code which attains it up to asymptotically small factors. Notably, the problem bears some resemblance to the torn paper channel, which was recently studied for applications in DNA storage.

Index Terms

Sequence reconstruction, 3D Printing, Fingerprinting, Torn Paper coding.

I. INTRODUCTION

Three dimensional (3D) printing has become increasingly accessible in recent years. The prevalence of this technology, however, exposes the public to various security threats, such as production of untraceable firearms, reconstruction of keys from online images, counterfeiting medical equipment or vehicle parts, printing masks for counterfeit facial recognition, and more [1]–[4] (Fig. 1.(a)). To aid manufacturers and law enforcement agencies in combating these threats, fingerprinting 3D printed objects is becoming increasingly important. In a fingerprinting scheme, a trusted 3D-printer embeds uniquely traceable data into the object (e.g., timestamp, geolocation, printer ID, etc.), that can later be extracted by law enforcement authorities to trace the perpetrator, e.g., if the object was confiscated or left at a crime scene. While fingerprinting various forms of digital media (such as videos, images, etc.) has been studied extensively in the past [5], [6], both as a practical engineering challenge and as an abstract coding problem, 3D printing is a relatively new medium, and information embedding in 3D printing is vastly different from its digital counterpart.

Various techniques for embedding bits in a 3D printed object have been proposed in the literature. For instance, embedding tags on the surface of the object by altering layer width [7], inserting cavities inside the object [8], altering the surface of the object by varying printing speed [9], machine-learning based heuristics which rely on printer imperfections [10], embedding RFID-tags [11]–[13] or QR codes [14], [15], inserting acoustic barcodes using surface bumps [16], etc.; see Fig. 1.(b) and Fig. 1.(c) for a schematic description of bit embedding methods, and for a broad introduction to the topic see [17], [18].

Any such bit embedding technique, however, is exposed to a wide range of adversarial tampering threats; any tag can be scraped-off using household items, and the object could be melted, deformed, or simply broken apart. Therefore, bit embedding techniques must be coupled with coding techniques which guarantee successful decoding (that is, retrieval of the fingerprint) at the presence of adversarial tampering. Any such adversarial model must be quantified by a corresponding security parameter which restricts the adversary’s capabilities in some form, and affects the resulting information rate.

While some adversarial threats to 3D printed information can be well modeled by known coding-theoretic notions such as erasures (making a bit unreadable), substitutions (replacing a bit by another), or deletions (omission of a bit), the 3D printing medium introduces new adversarial noise models that have not been studied in the past. Specifically, this paper focuses on an adversarial model in which the information is broken apart maliciously, to at most a certain number of fragments.

We propose a mathematical framework which does not pertain to any particular bit embedding technology, and merely assume that information bits are embedded in some form within the object. The adversary cannot alter the bit embedding

This work was supported in part by NSF under Grant CNS 2223032. Parts of this work were presented at the 2024 IEEE International Symposium on Information Theory (ISIT).

Canran Wang and Netanel Raviv are with the Department of Computer Science and Engineering, Washington University in St. Louis, St. Louis, MO 63130 USA (email: canran@wustl.edu, netanel.raviv@wustl.edu).

Jin Sima is with the Department of Electrical and Computer Engineering, University of Illinois Urbana–Champaign, Urbana, IL 61801 USA (e-mail: jsima@illinois.edu).

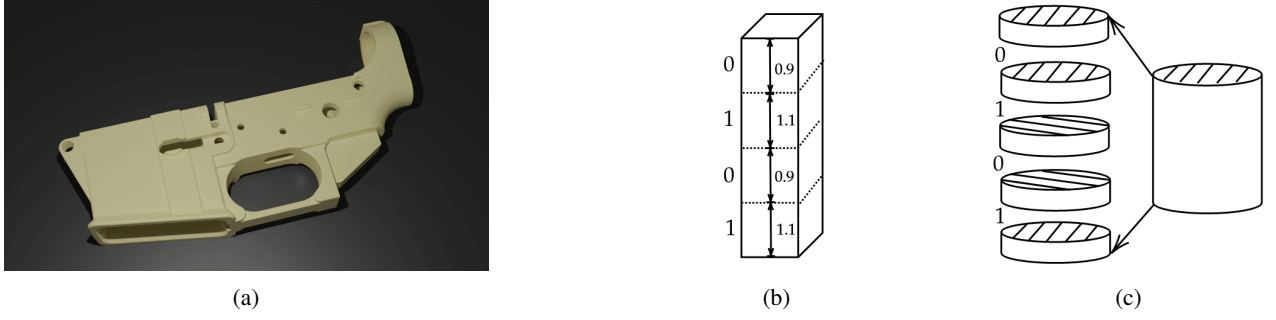


Fig. 1: (a) A rendering of a 3D printed lower receiver of AR-15 rifle. While US law regulates commercial distribution of this receiver, it can be easily manufactured privately using 3D printing technology, resulting in untraceable firearms (or *ghost guns*). (b) Embedding bits by layer thickness; wider layers represent 1 and thinner layers represent 0. (c) Embedding bits by orientation of adjacent layers; if two adjacent layers are oriented similarly, it is a 0, and if oriented differently, it is a 1.

process (i.e., the 3D-printer itself is trusted), but can break the object apart in at most t arbitrary positions, where t is a tunable security parameter. The reasoning behind this adversarial model stems from the nature of 3D printing technologies. In the context of this technology, embedded bits are tied to physical elements along the printing direction of the object (see Fig. 1.(b) and Fig. 1.(c)), whose size is roughly in the order of magnitude of millimeters, and hence it is possible to break an arbitrarily small number of bits away from the object. Therefore, we do not pose any restriction on the number of bits in the resulting fragments. On the other hand, time constraints, access to instruments, or simply physical strength limitations prevent the adversary from breaking the object to arbitrarily many fragments, and hence the parameter t is expected to be small with respect to the codeword length.

The goal of the decoder in our mathematical framework is to recover the original information bits from the (at most) $t + 1$ resulting fragments. As commonly assumed in security problems, we assume the adversary is fully aware of the encoding method, and wishes to interfere with the decoding process as much as possible within its capability, which is quantified by the parameter t . Importantly, we do not require the fragments to be put back together, and aim for a complete reconstruction of the information bits based exclusively on the information content of the fragments. This worst-case assumption provides additional layer of security, which protects against adversarial breaking patterns that prevent the fragments from being put back together (e.g. due to symmetry, rough edges, lost pieces, etc.).

Other similar coding problems have been recently studied in the literature, motivated by the nascent technology of information storage in DNA molecules. Since information storage in DNA molecules is restricted to short and unordered sequences, several works studied the so-called *sliced-channel* model, in which the information bits are sliced at several evenly-spaced locations, producing a set of substrings of equal size [19]–[21]. The *torn paper coding* problem has been studied by [22]–[24], where the information string is being cut by a probabilistic process (as opposed to the adversarial model considered herein), producing substrings of random lengths. More closely related, the adversarial counterpart of torn-paper coding has been studied by [25] with the restriction that all fragment lengths are between some upper and lower bounds.

Another related problem in the fields of computational biology and text processing was studied under the name of Minimum Common String Partition (MCSP) [26]–[29]. For two strings over the same alphabet, a *common string partition* is a multiset of substrings which can be obtained by partitioning either one of the strings. The objective of the MCSP problem is devising an algorithm which finds such a multiset of minimum size for any two strings given as input. Observe that the minimum common string partition in our problem setting must be greater than t for every pair of codewords. Otherwise, the adversary may confuse the decoder by deliberately breaking a codeword into $(t + 1)$ fragments which can be rearranged to obtain another codeword. However, previous works focused on finding the MCSP for arbitrary strings efficiently, whereas we are interested in explicit code constructions.

A. Our Contributions

We extend the above line of works and provide nearly optimal binary code construction for a wide range of t values, which we call *t-break-resilient code* (*t*-BRC), alongside matching lower bounds. For given parameters t and n , we wish to construct a *t*-BRC \mathcal{C} of length n and minimum redundancy, where redundancy is defined as $n - \log |\mathcal{C}|$. We begin by presenting a lower bound using a simple reduction to traditional (that is, substitution-correcting) codes, which implies that the minimum redundancy of a binary *t*-BRC is $\Omega(t \log n)$, and then provide a code construction with $O(t \log n \log \log n)$ redundancy.

In a nutshell, our code construction relies on identifying naturally-occurring codewords in a *Mutually Uncorrelated* code to act as *signatures*. We then construct an adjacency matrix \mathbf{A} which records the occurrence of *pairs* of adjacent signatures, and hence can determine their order. This adjacency matrix is protected using a systematic Reed-Solomon code, whose parity symbols are concatenated to the information string. To reconstruct the information string from the given $t + 1$ fragments, the

encoder identifies pairs of adjacent signatures, that were not separated by a break, and uses those to construct an estimated adjacency matrix \mathbf{A}' . This \mathbf{A}' will be distinct from \mathbf{A} only in entries that were altered due to breaks, and hence \mathbf{A} can be decoded from \mathbf{A}' using the Reed-Solomon parities. This process would yield a code with redundancy $O(t \log^2 n)$; an improved construction with $O(t \log n \log \log n)$ redundancy is then achieved by using additional signatures in a nested fashion.

As a bonus, the proposed t -BRC can tolerate the loss of any of the $t + 1$ fragments whose length is $O(\log n)$. In other words, the decoding is guaranteed to success even in the case where the adversary is allowed to hide small fragments; this property makes our t -BRC even more practical in its potential real-world applications. We also emphasize that the problem is more challenging over small alphabets; over (very) large alphabets a simple histogram-based construction achieves a constant number of redundant symbols (Appendix A).

B. Problem Definition and Preliminaries

Our setup includes an encoder which holds a string $\mathbf{x} \in \{0, 1\}^k$ (an information word) for some integer k , that is encoded to a string $\mathbf{c} \in \{0, 1\}^n$ (a codeword) for some integer $n > k$. After encoding \mathbf{x} , the codeword \mathbf{c} is embedded in a 3D printed object in an arbitrary fashion. For a security parameter t , an adversary breaks these n bits at arbitrary t locations or less, resulting in a multiset of at most $t + 1$ fragments.

Example 1. For $\mathbf{x} = 0100011100$ and $t = 3$, the possible fragment multisets include

$$\{\{0, 0, 1000, 1110\}\}, \{\{010, 00111, 00\}\}, \text{ and } \{\{01000, 11100\}\}.$$

These fragments are given to the decoder in an unordered fashion, and the goal of the decoder is to reconstruct \mathbf{x} exactly in all cases. The associated set of codewords in $\{0, 1\}^n$ is called a t -break-resilient code, and is denoted by \mathcal{C} . The figure of merit of a given code is its *redundancy*, i.e., the quantity $n - \log |\mathcal{C}|$, where $|\cdot|$ denotes size. Although our context implies that t is a small number relative to n , we choose not refer to it as a constant in our asymptotic analysis in order to better understand the fine dependence of our scheme on it; in essence, our scheme applies to any n and any $t = o(\frac{n}{\log n \log \log n})$. Further, we also assume that the fragments are *oriented*. That is, for a given fragment $\mathbf{f} = (c_{i_1}, \dots, c_{i_r})$ taken from a codeword $\mathbf{c} = (c_1, \dots, c_n)$, the decoder does not know the correct values of the indices i_1, \dots, i_r , but does know that $i_1 \leq i_r$. Orientation of fragments can be achieved rather easily by either engineering or theoretical solutions, thus we sidestep this issue in order to elucidate the problem more clearly. Throughout this paper we use standard notations for string manipulation, such as \circ to denote concatenation, $|\mathbf{x}|$ to denote length, and for a string $\mathbf{x} = (x_1, \dots, x_n)$ and $1 \leq a < b \leq n$ we let $\mathbf{x}[a : b] = (x_a, x_{a+1}, \dots, x_b)$, and $\mathbf{x}[a :] = (x_a, \dots, x_{|\mathbf{x}|})$, as well as $[n] \triangleq \{1, 2, \dots, n\}$ for a positive integer n .

Remark 1. While we disregard the specifics of the underlying bit embedding method herein, in a parallel work we have implemented a break-resilient coding framework, based on a bit-embedding method of varying layer widths, and successfully tested it in practice using a commodity printer and commodity 3D printing software. The framework follows similar adjacency matrix-based ideas, and yet it is different from what described next due to engineering and complexity constraints which are beyond the scope of this paper. For further details, the interested reader is referred to [30].

Remark 2. We argue that the adversarial torn paper model of [25], where all fragment lengths lie between some L_{\min} and L_{\max} , is suboptimal for applications in forensic 3D fingerprinting. For example, in information embedding techniques which rely on varying layer width, each layer (or several layers) carry a bit, and layer widths are normally within 0.1-1 millimeters. Therefore, there is no particular restriction on the number of bits in a fragment, as this could be as little as one. However, the *number* of times the object might be broken is limited, e.g., by the amount of time, the access to instruments, or the physical strength of the adversary. Furthermore, the model in which the number of breaks is not restricted and fragments must contain at least a certain number of bits results in rates which tend to zero as n tends to infinity, due to edge cases that are highly implausible in the context of 3D printing. For example, if the minimum number of bits in a fragment is 10, in a object of 1000 layers, this model would require the encoder to prepare for an implausible worst case of 100 breaks (of an object of size within tens of centimeters), and result in vanishing rates by [25, Cor. 2]. In contrast, our code construction has rate which approaches 1 for every $t = o(\frac{n}{\log n \log \log n})$.

Finally, we make use of the following two existing notions from coding theory and data structures.

1) *Mutually uncorrelated codes*: A *mutually uncorrelated* (MU) code is a set of codewords such that the prefix of one does not coincide with the suffix of any (potentially identical) other. MU codes were introduced and investigated for synchronization purposes [31]–[33]. Later, construction, bounds, and applications of MU codes have been extensively studied under different names such as *cross-bifix-free codes* [34]–[37] and *non-overlapping codes* [38], [39]. Recently, MU codes have been applied to DNA-based data storage architectures [40]–[42].

2) *Key-Value stores*: Also known as a *map* and a *dictionary*, a key-value (KV) store is a fundamental data structure that organizes data as a collection of key-value pairs and has been widely used in computer programming. In a KV store, a *key* is a unique identifier used to retrieve the associated *value*. Specifically, the operation $\text{KV}(\text{key})$ returns *value* if the pair $(\text{key}, \text{value})$ is stored in the KV store, and otherwise returns some designated symbol that indicates failure. For ease of demonstration, we employ KV stores in the description of our proposed algorithms.

The rest of this paper is constructed as follows. Section II provides bounds on the redundancy of a t -BRC. Section III details the construction of a nearly optimal t -BRC, as well as its decoding algorithm. Section IV analyzes the redundancy of such code. Finally, Section V offers discussions on the code and potential future research directions.

II. BOUNDS

In this section we provide bounds on the minimum possible redundancy of a t -break resilient code \mathcal{C} . We begin with the observation that certain constant-weight subcodes of \mathcal{C} must have large Hamming distance. Then, a bound on the redundancy of \mathcal{C} can be achieved by applying the well-known sphere-packing bound over those constant-weight codes. In the proof of the following lemma we say that two words $\mathbf{x}, \mathbf{y} \in \{0, 1\}^n$ are t -confusable if there exists at most t break positions in \mathbf{x} and at most t break positions in \mathbf{y} which produce the same multiset of at most $t + 1$ fragments. Clearly, two t -confusable words cannot belong to the same t -BRC.

Lemma 1. *Let $\mathcal{C} \subseteq \{0, 1\}^n$ be a t -BRC, and let $\mathcal{C} = \mathcal{C}_0 \cup \mathcal{C}_1 \cup \dots \cup \mathcal{C}_n$ be its partition to constant weight subcodes, i.e., where \mathcal{C}_i contains all words in \mathcal{C} of Hamming weight i , for all $i \in [n]$. Then, the minimum Hamming distance of each \mathcal{C}_i is at least $\lceil \frac{t+1}{2} \rceil$.*

Proof. Let $i \in [n]$, and assume for contradiction that there exist $\mathbf{x}, \mathbf{y} \in \mathcal{C}_i$ such that $d_H(\mathbf{x}, \mathbf{y}) \leq \lceil \frac{t+1}{2} \rceil - 1$. This implies that \mathbf{x} and \mathbf{y} are t -confusable, as demonstrated next. Consider the indices $i_1, \dots, i_\ell \in [n]$, for $\ell \leq \lceil \frac{t+1}{2} \rceil - 1$, in which \mathbf{x} and \mathbf{y} differ. It follows that \mathbf{x} and \mathbf{y} can be written as

$$\begin{aligned}\mathbf{x} &= \mathbf{c}_1 \circ x_{i_1} \circ \mathbf{c}_2 \circ \dots \circ \mathbf{c}_\ell \circ x_{i_\ell} \circ \mathbf{c}_{\ell+1} \\ \mathbf{y} &= \mathbf{c}_1 \circ y_{i_1} \circ \mathbf{c}_2 \circ \dots \circ \mathbf{c}_\ell \circ y_{i_\ell} \circ \mathbf{c}_{\ell+1}\end{aligned}$$

for some (potentially empty) strings $\mathbf{c}_1, \dots, \mathbf{c}_{\ell+1}$, where $x_{i_j} \neq y_{i_j}$ for every $j \in [\ell]$. Then, since $2\ell \leq t$ if t is even and $2\ell \leq t-1$ if t is odd, it follows that $2\ell \leq t$, and therefore an adversary may break either \mathbf{x} or \mathbf{y} 2ℓ times. Specifically, consider an adversary which breaks \mathbf{x} and \mathbf{y} to the immediate left and the immediate right of entry i_j , for each $j \in [\ell]$. This produces the following multisets of fragments that are given to the decoder:

$$\begin{aligned}\mathcal{X} &= \{\{\mathbf{c}_1, \dots, \mathbf{c}_{\ell+1}, x_{i_1}, \dots, x_{i_\ell}\}\}, \text{ and} \\ \mathcal{Y} &= \{\{\mathbf{c}_1, \dots, \mathbf{c}_{\ell+1}, y_{i_1}, \dots, y_{i_\ell}\}\}.\end{aligned}$$

In addition, since $w_H(\mathbf{x}) = w_H(\mathbf{y}) = i$, where w_H denotes Hamming weight, it follows that $w_H(x_{i_1}, \dots, x_{i_\ell}) = w_H(y_{i_1}, \dots, y_{i_\ell})$. This implies that $\mathcal{X} = \mathcal{Y}$, and hence \mathbf{x} and \mathbf{y} are t -confusable, a contradiction. \square

Lemma 1 gives rise to the following lower bound on the redundancy of a t -BRC.

Theorem 1. *A t -BRC \mathcal{C} satisfies $n - \log |\mathcal{C}| \geq \Omega(t \log \frac{n}{t})$.*

Proof. For $i \in [n]$ let \mathcal{C}_i be the set of all codewords of \mathcal{C} of Hamming weight i , as in Lemma 1, and let $\mathcal{C}_{i_{\max}}$ be the largest set among the \mathcal{C}_i 's. We have that

$$\log |\mathcal{C}| = \log(\sum_{i=1}^n |\mathcal{C}_i|) \leq \log(n \cdot |\mathcal{C}_{i_{\max}}|) \leq \log n + \log |\mathcal{C}_{i_{\max}}|.$$

Furthermore, it follows from Lemma 1 that $\mathcal{C}_{i_{\max}}$ is of minimum Hamming distance at least $\lceil \frac{t+1}{2} \rceil$. Therefore, by the sphere packing bound we have that

$$|\mathcal{C}_{i_{\max}}| \leq \frac{2^n}{\sum_{j=0}^{t'} \binom{n}{j}}, \text{ where } t' \triangleq \left\lfloor \frac{\lceil \frac{t+1}{2} \rceil - 1}{2} \right\rfloor \approx \frac{t}{4}.$$

Hence, it follows that

$$\begin{aligned}n - \log |\mathcal{C}| &\geq n - \log n - \log |\mathcal{C}_{i_{\max}}| \geq n - \log n - n + \log \left(\sum_{j=0}^{t'} \binom{n}{j} \right) \\ &\geq \log \binom{n}{t'} - \log n \stackrel{(\star)}{\geq} \log((n/t')^{t'}) - \log n = t' \log n - t' \log(t') - \log n = \Omega(t \log \frac{n}{t}),\end{aligned}$$

where (\star) is a easily provable. \square

Since we are mostly interested in the parameter regime where t is asymptotically smaller than n , note that Theorem 1 implies a minimum of $\Omega(t \log n)$ redundant bits whenever $t = O(n^{1-\epsilon})$ for any constant $\epsilon > 0$.

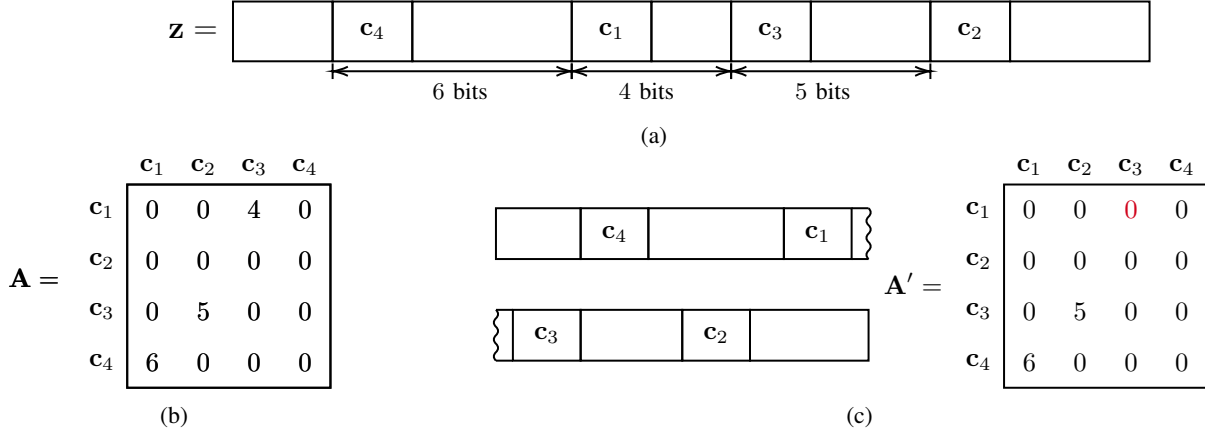


Fig. 2: (a) A legit string z contains codewords c_1, c_2, c_3, c_4 from a mutually uncorrelated code C_{MU} , such that any two adjacent ones are $O(\log^2 m)$ bits away from one another. (b) The occurrences of these C_{MU} codewords give rise to an adjacency matrix A which records both adjacency information and pairwise distances. (c) An approximate adjacency matrix A' can be constructed from the given fragments; A' will differ from A in at most $2t$ entries, since each break affects at most two entries of A . The matrix A is compressed and encoded using a systematic Reed-Solomon code, and the redundancy symbols are prepended to z , with additional (inefficient) protection against breaks. These redundancy symbols are used to correct A' and obtain the original A , which is then used to find the correct order among fragments which contain a C_{MU} codeword. Additional signatures are identified in midpoints between existing ones in a recursive manner and protected similarly, and then used to order the remaining fragments.

III. CODE CONSTRUCTION

A. Overview

Many synchronization problems in coding theory (e.g., [22], [25], [43]), where a sequence of received bits must be aligned against an original reference sequence, require some use of *markers*. A marker is a fixed short string that is inserted at certain points in the codeword in order to identify the correct alignment against the reference sequence. However, the use of markers comes at a heavy cost in terms of redundancy, since the marker bits contain no information. To remedy this, we employ the observation of [43], that *naturally occurring* patterns in a random string can be utilized as markers. That is, one can show that a uniformly random string contains many occurrences of any short fixed pattern(s), and those occurrences are not too far apart. The use of randomness as part of the encoding process, however, creates some challenges in implementing it in practice. Yet, in the context of 3D printing these challenges are not insurmountable, and we make several comments in that regard in Section V.

Our code construction begins by selecting a uniformly random string z of length m to serve as the information word, while rejecting and resampling if z does not satisfy several criteria. For some constant $c \geq 3$, the string z must contain occurrences of codewords from a mutually uncorrelated code C_{MU} of length $c \log m$, where C_{MU} is fixed a priori as part of the code construction, and these occurrences are $O(\log^2 m)$ bits apart (Figure. 2a). Clearly, the resulting rate and redundancy depend on the success probability of choosing a proper z , and this analysis is provided in Section IV.

In z , all occurrences of codewords of C_{MU} are identified, and each is called a *signature*. The property of MU codes assures that no two signatures overlap. The identified signatures s_1, \dots, s_r , sorted by order of appearance in z , are used to define a matrix in the following way: consider all codewords in C_{MU} as vertices of a graph, and draw a directed edge from s_j to s_{j+1} for every $j \in [r-1]$. Every edge is given a weight which equals the distance between the two signatures as they appear in z . That is, an edge (s_j, s_{j+1}) is given the weight $i_{j+1} - i_j$, where s_j begins at position i_j and s_{j+1} begins at position i_{j+1} . A $|C_{MU}| \times |C_{MU}|$ matrix $A = [A_{a,b}]_{a,b \in [C_{MU}]}$ is then defined as the adjacency matrix of this graph, i.e., where $A_{a,b}$ is zero if the respective nodes are not connected via a directed edge, and otherwise it is equal to the weight of the connecting edge (Figure. 2b).

One of the additional requirements of the initial random string z is not containing any substring of length $c \log m$ more than once. This fact allows the correct order of the s_i 's to be deduced from A —the underlying graph contains no cycles, and the connected vertices form a directed line graph. Then, by considering sets of consecutive bits as extension field elements, a standard *systematic* Reed-Solomon encoding process is applied over A , producing $\Theta(t)$ redundant (or parity) symbols over the same extension field, which are appended to z . These redundancy symbols, which are protected against breaks in a simpler and less efficient manner, are later used by the decoder to deduce the correct ordering of the signatures, as explained shortly.

We proceed to create additional signatures in a recursive manner. First, the aforementioned s_1, \dots, s_r are referred to as *level-0 signatures*, and denoted by $s_1^{(0)}, \dots, s_r^{(0)}$. Then, level-1 signatures are defined as substrings of length $c \log m$ that

lie at the mid-point between any two adjacent $s_i^{(0)}$'s. Denoted by $s_1^{(1)}, s_2^{(1)}, \dots$, these level-1 signatures are intertwined with level-0 signatures according to their order of appearance, to form an alternating sequence $S_1 \triangleq (s_1^{(0)}, s_1^{(1)}, s_2^{(0)}, s_2^{(1)}, \dots)$. The remaining sequences S_2, S_3, \dots are created in a similar fashion, where S_i records the occurrences of the intertwined level-0 to level- ℓ signatures by order of appearance. This recursive process stops after $O(\log \log m)$ iterations, since every two adjacent level-0 signatures are $O(\log^2 m)$ bits apart. Finally, each S_i is individually protected using $\Theta(t)$ redundancy symbols using systematic Reed-Solomon encoding, similar to the adjacency matrix A . All redundancy symbols are attached to the beginning of z in a way which would not cause ambiguity with z itself in the case of a break.

A decoder that is given at most $t + 1$ fragments of a codeword that is generated by the above encoding procedure, first identifies all discernible (i.e., not broken) occurrences of codewords of C_{MU} (i.e., level-0 signatures) and redundancy symbols. Then, all the correctly identified level-0 signatures are coalesced into an approximate matrix A' , in a similar fashion to the matrix A created earlier by the encoder (Figure 2c). The true matrix A is then obtained using the redundancy symbols from the systematic Reed-Solomon encoding process, which enables to correctly order all fragments which contain at least one level-0 signature. The decoder proceeds to identify level-1 signatures between any two level-0 signatures in the ordered fragments, to create approximate sequence S'_1 and similarly correct it to S_1 , which enables to correctly order all fragments which contain at least one level-1 signature. This process repeats for higher level signatures until all fragments can be correctly ordered. In cases where two adjacent level ℓ signatures $s_i^{(\ell)}$ and $s_{i+1}^{(\ell)}$ are too close for an additional level- $(\ell + 1)$ signature to fit between them with no overlap, we record the bits between $s_i^{(\ell)}$ and $s_{i+1}^{(\ell)}$ as *residual bits*, and protect them using systematic Reed-Solomon codes, similar to the protection of A, S_1, S_2, \dots .

We comment that the crux of our construction is identifying the correct A, S_1, S_2, \dots from their approximations A', S'_1, S'_2, \dots . This is possible by using systematic Reed-Solomon codes since (a) the systematic part of the Reed-Solomon codeword is not stored explicitly, but rather reconstructed (approximately) by observing the relative position between surviving signatures in the fragments; and (b) any t breaks cause at most $O(t)$ erroneous entries (i.e., erasures or substitutions) in the approximations, relative to the original objects, and hence can be corrected using $O(t)$ redundant symbols. In the following section we provide the formal details of this code construction, and prove its correctness.

B. Encoding

Let t be the security parameter, and let $m > t$ be an integer. The code length, size, and redundancy will be a function of t and m , and will be discussed in the sequel. Let $z \in \{0, 1\}^m$ be a uniformly random binary string. Let $c \geq 3$ be an integer, and let $C_{MU} = \{c_1, \dots, c_{|C_{MU}|}\}$ be a mutually uncorrelated code of length $c \log m$ and size $|C_{MU}|$. Since [42] provides an efficient construction of binary MU code of any length n_{MU} with $\lceil \log(n_{MU}) \rceil + 4$ redundant bits, we assume that $|C_{MU}| \geq \frac{2^{c \log m}}{\beta c \log m}$, where $\beta = 32$. As discussed in Section III-A above, level-0 signature are defined as follows.

Definition 1 (level-0 signature). For a given string $z \in \{0, 1\}^m$, any occurrence of a codeword in C_{MU} in z is called a level-0 signature.

To construct the code we reserve the $t + 1$ lexicographically first codewords m_0, m_1, \dots, m_t in C_{MU} , and call them *markers*. These markers are used to distinguish information bits from redundant bits, and do not carry any information. Using the definitions of level-0 signatures and markers, we now turn to formulate the criteria by which we reject and resample the random string z . Clearly, the probability of rejection affects the resulting code rate (and the expected encoding time); this is discussed in Section IV.

Definition 2. A binary string $z \in \{0, 1\}^m$ is called *legit* if it satisfies the following properties.

- (I) Every interval of $(2\beta c \log^2 m + c \log m - 1)$ bits in z contains a level-0 signature.
- (II) Every two non-overlapping substrings of length $c \log m$ of z are distinct.
- (III) z does not contain any of the markers m_0, \dots, m_t .

Property (I) readily implies the following lemma, which is required in the sequel and is easy to prove.

Lemma 2. Let $z = z_1 \circ s_1 \circ z_2 \circ s_2 \circ \dots \circ s_{r-1} \circ z_r$ be legit, where z_1, z_2, \dots, z_r are (potentially empty) intervals of z separated by the level-0 signatures s_1, s_2, \dots, s_{r-1} (each of length $c \log m$). Then, $|z_j| < 2\beta c \log^2 m$ for every $j \in [r]$.

A codeword c is constructed by feeding a legit string z to Algorithm 1 (sub-routines are described in Algorithm 3 in Appendix B). First, the algorithm attaches m_0 to the left hand side of z (line 2); the resulting string y is then called the *information region* of the codeword. Note that m_0 serves two purposes here. First, it becomes the first level-0 signature in y , i.e., $y[1 : c \log m] = m_0$. Second, since the algorithm will attach redundancy bits (i.e., *redundancy region*) to the left of y , the string m_0 marks the transition between the information region and the redundancy region.

The algorithm continues and stores all level-0 signatures (line 4) in the key-value (KV) store *SIGNATURES*. It then creates a $|C_{MU}| \times |C_{MU}|$ matrix A which records the correct pairwise ordering, and pairwise positional distance, of level-0 signatures. Specifically, every element $A_{a,b}$ counts the number of bits between a pair of adjacent signatures $s_j = c_a$ and $s_{j+1} = c_b$ in z for codewords $c_a, c_b \in C_{MU}$ (line 6–9). Thanks to Property (II) (a codeword of C_{MU} appears at most once in z) and Property (III)

Algorithm 1 Encoding

Input: A legit binary string $\mathbf{z} \in \{0, 1\}^m$
Output: A codeword $\mathbf{c} \in \{0, 1\}^n$

- 1: Let $\mathbf{u}_1, \dots, \mathbf{u}_t$ be empty strings.
- 2: $\mathbf{y} \leftarrow \mathbf{m}_0 \circ \mathbf{z}$
- 3: Let r be the number of level-0 signatures in \mathbf{y} , and let i_1, \dots, i_r be their indices in ascending order.
 ▷ **REDUNDANCY FOR ADJACENCY MATRIX**
- 4: Let SIGNATURES be a key-value store of size r such that $\text{SIGNATURES}[i_j] \leftarrow \mathbf{z}[i_j, i_j + c \log m - 1]$ for all $j \in [r]$.
- 5: Let $\mathbf{A} = [A_{a,b}] \in \mathbb{N}^{|\mathcal{C}_{\text{MU}}| \times |\mathcal{C}_{\text{MU}}|}$ be an all-0 matrix.
- 6: **for all** keys k in SIGNATURES in ascending order **do**
- 7: Let k_{next} be the smallest key in SIGNATURES larger than k , or $m + 1$ if k is the largest.
- 8: Let $\mathbf{c}_a \triangleq \text{SIGNATURES}[k]$ and $\mathbf{c}_b \triangleq \text{SIGNATURES}[k_{\text{next}}]$, where $\mathbf{c}_a, \mathbf{c}_b \in \mathcal{C}_{\text{MU}}$.
- 9: $A_{a,b} \leftarrow k_{\text{next}} - k$.
- 10: $\text{compA} \leftarrow \text{COMPRESS-ADJACENCY-MATRIX}(\mathbf{A})$
- 11: $\mathbf{d}_1, \dots, \mathbf{d}_{4t} \leftarrow \text{ENCODE}((\text{compA}[1], \dots, \text{compA}[|\mathcal{C}_{\text{MU}}|]), 4t)$
- 12: **for all** $l \in [t]$ **do** $\mathbf{u}_l \leftarrow \mathbf{d}_{4l-3} \circ \mathbf{d}_{4l-2} \circ \mathbf{d}_{4l-1} \circ \mathbf{d}_{4l}$
 ▷ **REDUNDANCY FOR HIGHER-LEVEL SIGNATURES**
- 13: Let NEWSIGNATURES, RESIDUALS be empty key-value stores.
- 14: **for** level $\leftarrow 1, \dots, \log \log m + 6$ **do**
- 15: **for all** keys k in SIGNATURES in ascending order **do**
- 16: Let k_{next} be the smallest key in SIGNATURES larger than k , or $m + 1$ if k is the largest.
- 17: **if** $k_{\text{next}} - k \geq 2c \log m$ **then**
- 18: $u \leftarrow (k + k_{\text{next}})/2$
- 19: $\text{NEWSIGNATURES}[u] \leftarrow \mathbf{y}[u, u + c \log m - 1]$
- 20: **else if** $k_{\text{next}} - k > c \log m$ **then** // $k_{\text{next}} - k \leq c \log m$ is impossible due the mutual correlation of \mathcal{C}_{MU} .
- 21: $v \leftarrow k + c \log m$
- 22: $\text{RESIDUALS}[v] \leftarrow \text{PAD}(\mathbf{y}[v, k_{\text{next}} - 1])$
- 23: $\text{SIGNATURES} \leftarrow \text{SIGNATURES} \cup \text{NEWSIGNATURES}$
- 24: $\text{NEWSIGNATURES} \leftarrow \text{EMPTY}$
- 25: $\mathbf{r}_1, \dots, \mathbf{r}_{2t} \leftarrow \text{ENCODE}((\text{SIGNATURES}[1], \text{SIGNATURES}[2], \dots), 2t)$
- 26: **for all** $l \in [t]$ **do** $\mathbf{u}_l \leftarrow \mathbf{u}_l \circ \mathbf{r}_{2l-1} \circ \mathbf{r}_{2l}$
 ▷ **REDUNDANCY FOR RESIDUALS**
- 27: Let k_1, k_2, \dots be all keys in RESIDUALS in increasing order.
- 28: $\mathbf{t}_1, \dots, \mathbf{t}_{3t} \leftarrow \text{ENCODE}((\text{RESIDUALS}[k_1], \text{RESIDUALS}[k_2], \dots), 3t)$
- 29: **for all** $l \in [t]$ **do** $\mathbf{u}_l \leftarrow \mathbf{u}_l \circ \mathbf{t}_{3l-2} \circ \mathbf{t}_{3l-1} \circ \mathbf{t}_{3l}$
 ▷ **INSTRUMENTATION AND FINAL ASSEMBLY**
- 30: $\mathbf{c} \leftarrow \mathbf{y}$
- 31: **for all** $l \in [t]$ **do**
- 32: $\mathbf{c} = \mathbf{m}_l \circ \mathbf{u}_l[1 : c \log m/2] \circ \mathbf{m}_l \circ \mathbf{u}_l[c \log m/2 + 1 : c \log m] \circ \mathbf{m}_l \cdots \circ \mathbf{c}$
- 33: **Output** \mathbf{c}

(markers do not appear in \mathbf{z}), every row of \mathbf{A} is either the all-0 vector, or contains exactly one non-zero element in one of the last $|\mathcal{C}_{\text{MU}}| - t - 2$ positions. As a result, there exist less than $|\mathcal{C}_{\text{MU}}|$ possible positions for such a non-zero element in each row of \mathbf{A} . Meanwhile, thanks to Lemma 2, the number of different possible values for such a non-zero element (if exists) is less than $2\beta c \log^2 m$.

As such, there exist at most $|\mathcal{C}_{\text{MU}}| \cdot 2\beta c \log^2 m \leq m^c \cdot m^c = m^{2c}$ different possible values for one individual row of \mathbf{A} . This fact enables to compress \mathbf{A} into compA , a vector in $\mathbb{F}_{2^{c \log m}}^{|\mathcal{C}_{\text{MU}}|}$ (line 10). This is done in the function $\text{COMPRESS-ADJACENCY-MATRIX}$ (line 5, Alg. 3), which applies function COMPRESS-ROW to every individual row of \mathbf{A} (line 8, Alg. 3). Note that the function COMPRESS-ROW is simple to implement using indexing methods and its details are omitted for brevity. The vector compA is later encoded using a systematic Reed-Solomon code to produce $4t$ parity symbols¹ (line 11). The algorithm then proceeds recursively.

During recursive step $i \geq 1$, the algorithm adds level- ℓ signatures to SIGNATURES, by locating the midpoint between every two existing signatures (line 17–19). If the interval between two consecutive signatures is too short to contain a signature

¹The encoding is performed over the field of size m^{2c} , and requires at least $|\mathcal{C}_{\text{MU}}| + 4t$ distinct field elements; this is the case since $m^{2c} - |\mathcal{C}_{\text{MU}}| - 4t \geq m^{2c} - m^c - t \geq 0$.

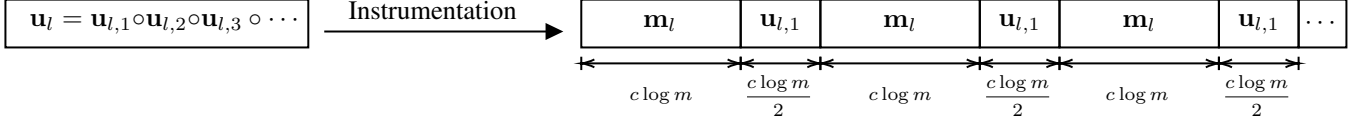


Fig. 3: The redundancy string u_l is instrumented with marker m_l . First, u_l is segmented into intervals of length $c \log m / 2$. Then, marker m_l is inserted before each interval.

(line 20), it is padded to a string of length $c \log m$, stored in a KV store `RESIDUALS` (line 22), and referred to as a *residual*. The padding is performed by attaching a 1 and sufficiently many 0's until the padded interval is $c \log m$ bits long (line 30, Alg. 3). For the sake of encoding and decoding, it is important to note that this padding operation is injective and reversible. The signatures in level-1 to level- ℓ , as stored in `SIGNATURES`, are encoded similar to the adjacency matrices to produce t redundancy symbols² (line 25).

The iteration proceeds until no new signatures can fit between two adjacent existing signatures. Due to Lemma 2, at most $2\beta \log m - 1$ non-overlapping signatures, each of length $c \log m$, can fit in between any two level-0 signatures. Meanwhile, the total number of signatures inside such interval is $2^\ell - 1$ after ℓ iterations, since every level- ℓ signature is located in the middle of intervals separated by signatures from level-0 to level- $(\ell - 1)$. As a result, the iteration is guaranteed to terminate after $\log(2\beta \log m) = \log \log m + 6$ levels.

Finally, the residuals are encoded similar to the adjacency matrices, producing $3t$ redundant symbols t_1, \dots, t_{3t} (line 28), and appended to the redundancy strings u_1, \dots, u_t . Each redundancy string u_l is of length $(6 + 2 \log \log m) \cdot c \log m$. It is then instrumented in between every interval of $c \log m / 2$ bits using the respective marker m_l , making it $(6 + 2 \log \log m) \cdot 3c \log m$ bits long (see Fig. 3). The redundancy strings are attached one by one to the left of the information region y to create the final codeword c (line 31–32) of length

$$n \triangleq |c| = m + (6 + 2 \log \log m) \cdot 3c \log m \cdot t + c \log m.$$

C. Decoding

A procedure for extracting the correct legit string z from at most $t + 1$ fragments of the respective codeword c is given in Algorithm 2. We begin with an overview of the various steps of the algorithm, and then proceed to prove its correctness. Recall that a codeword c consists of an information region and a redundancy region; the former is m_0 followed by a legit string z , and the latter includes t instrumented redundancy string u_1, \dots, u_t .

Algorithm 2 begins with the attempt to distinguish the transition point, i.e. m_0 , from all fragments. If a fragment containing m_0 is found, it is broken at m_0 such that the two segments belong to different regions (line 2). Then, the decoding algorithm sorts the fragments to those that are from the redundancy region (line 3), and those that are from the information region (line 4). The purpose of this partition is to separate the treatment of these fragments—the information fragments need to be analyzed in order to extract an approximate adjacency matrix, whereas the redundancy fragments need to be analyzed in order to extract the Reed-Solomon redundancy symbols required for error correction. Such classification guarantees the following.

Lemma 3. *Every fragment $f \in Z\text{-FRAGMENTS}$ wholly resides in the information region of c .*

Proof. Assume otherwise, i.e., that there exists a fragment $f \in Z\text{-FRAGMENTS}$ that intersects nontrivially with the redundancy region of the codeword c . Such f must not contain any of m_1, \dots, m_t , or it would have been stored in `R-FRAGMENTS` (line 3, Alg. 2). It may reside in `Z-FRAGMENTS` due to exactly one of the following reasons:

- 1) f contains a discernible level-0 signature.
- 2) f does not contain a discernible level-0 signature, but $|f| \geq 3c \log m$.

We proceed to show that such f does not exist for either reason. Consider the first reason, i.e., f contains a discernible level-0 signature. In this case, since level-0 signatures wholly reside in the information region, it follows that f must contain m_0 . However, line 2 assures that for such a fragment, $m_0 = f[1 : c \log m]$, and as a result, f does not intersect with the redundancy region, a contradiction.

We proceed to the second reason. We begin by showing that such f must intersect with both regions, and then show that such f cannot exist. Recall that the redundancy region is created by instrumenting the redundancy strings for every interval of length $c \log m / 2$ (see Fig. 3). If f wholly reside in the redundancy region, then f must contain m_l for some $l \in [t]$ due to the fact that $|f| \geq 3c \log m$. A contradiction, and hence f intersects both regions.

²The encoding is performed over the field of size $2^{c \log m} = m^c$. Since there are at most $m / (c \log m)$ residuals/signatures in z , the encoding requires $m / (c \log m) + 2t$ distinct field elements. The encoding is feasible due to the fact that $m^c - m / (c \log m) - 2t \geq m^{c-1} - 2t \geq m^{c-2} - t \geq 0$.

Algorithm 2 Decode

Input: A multiset FRAGMENTS of at most $t + 1$ (unordered) fragments of a codeword $\mathbf{c} \in \mathcal{C}$.
Output: The binary string \mathbf{z} such that Algorithm 1 with input \mathbf{z} yields \mathbf{c} .

- 1: **if** there exists $\mathbf{f} \in \text{FRAGMENTS}$ and index i such that $\mathbf{m}_0 = \mathbf{f}[i : i + c \log m - 1]$ **then**
- 2: Remove \mathbf{f} , then add $\mathbf{f}[0 : i - 1]$ and $\mathbf{f}[i :]$ to FRAGMENTS.
- 3: Let R-FRAGMENTS be the set of fragments that contains \mathbf{m}_l for some $l \in [0, t]$ (fragments in the redundancy region).
- 4: Let Z-FRAGMENTS be the remaining fragments that are either at least $3c \log m$ bits, or contain at least one discernible level-0 signature, i.e., a codeword of \mathcal{C}_{MU} (fragments in the information region).
- ▷ **EXTRACT LEVEL-0 SIGNATURES AND REDUNDANCY STRINGS**
- 5: Let $\mathbf{A}' = [A'_{a,b}] \in \mathbb{N}^{|\mathcal{C}_{\text{MU}}| \times |\mathcal{C}_{\text{MU}}|}$ be an all-0 matrix.
- 6: **for all** \mathbf{f} in Z-FRAGMENTS **do**
- 7: **for all** level-0 signatures with index $i \in [|\mathbf{f}|]$ in \mathbf{f} in ascending order **do**
- 8: **if** i_{next} exists, defined as the smallest index of a level-0 signature that is greater than i **then**
- 9: Let $\mathbf{c}_a \triangleq \mathbf{f}[i, i + c \log m - 1]$ and $\mathbf{c}_b \triangleq \mathbf{f}[i_{\text{next}}, i_{\text{next}} + c \log m - 1]$, where $\mathbf{c}_a, \mathbf{c}_b \in \mathcal{C}_{\text{MU}}$.
- 10: $A'_{a,b} \leftarrow i_{\text{next}} - i$.
- 11: Let R-STRINGS be an empty KV store.
- 12: **for all** \mathbf{f} in R-FRAGMENTS **do**
- 13: **for all** \mathbf{u}'_l , defined as consecutive length- $c \log m / 2$ intervals separated by $2 \cdot (6 + 2 \log \log m)$ occurrence of \mathbf{m}_l **do**
- 14: $\text{R-STRINGS}[l] \leftarrow \mathbf{u}'_l.\text{REMOVE}(\mathbf{m}_l)$
- ▷ **REPAIR ADJACENCY MATRIX AND AFFIX FRAGMENTS WITH LEVEL-0 SIGNATURES**
- 15: $\text{approx-compA} \leftarrow \text{COMPRESS-ADJACENCY-MATRIX}(\mathbf{A}')$
- 16: $\text{compA} \leftarrow \text{REPAIR-ADJ-MATRIX}(\text{approx-compA}, \text{R-STRINGS})$.
- 17: $\mathbf{A} \leftarrow \text{DECOMPRESS-ADJACENCY-MATRIX}(\text{compA})$
- 18: Let $\mathbf{y}' \leftarrow \mathbf{m}_0 \circ *^m$, $\text{cursor} \leftarrow 1$
- 19: Let $a \in [|\mathcal{C}_{\text{MU}}|]$ be the index of \mathbf{m}_0 in \mathcal{C}_{MU} , and let $b \in [|\mathcal{C}_{\text{MU}}|]$ be the index of the unique nonzero element in row a of \mathbf{A} .
- 20: **while** $b \neq \text{empty}$ **do**
- 21: $\text{cursor} \leftarrow \text{cursor} + A_{a,b}$, $\mathbf{y}'[\text{cursor} : \text{cursor} + c \log m - 1] \leftarrow \mathbf{c}_b$
- 22: $a \leftarrow b$, and let $b \in [|\mathcal{C}_{\text{MU}}|]$ be index the unique nonzero element in row a of \mathbf{A} if exists, and empty otherwise.
- ▷ **REPAIR HIGHER LEVEL-SIGNATURES AND AFFIX MORE FRAGMENTS**
- 23: Let SIGNATURES be a KV store such that for all level-0 signatures \mathbf{s} with index i in \mathbf{y}' , $\text{SIGNATURES}[i] = \mathbf{s}$
- 24: Let UPDATED-SIGS be an empty KV store, and let $\text{level} \leftarrow 0$
- 25: $\text{Z-FRAGMENTS}, \mathbf{y}' \leftarrow \text{AFFIX-FRAGMENTS}(\text{SIGNATURES}, \text{Z-FRAGMENTS}, \mathbf{z})$
- 26: **while** Z-FRAGMENTS is not empty **do**
- 27: $\text{level} \leftarrow \text{level} + 1$
- 28: **for all** keys i in SIGNATURES in ascending order **do**
- 29: Let i_{next} be the smallest key greater than i , or $m + 1$ if i is the greatest.
- 30: $\text{UPDATED-SIGS}[i] \leftarrow \text{SIGNATURES}[i]$
- 31: **if** $i_{\text{next}} - i \geq 2c \log m$ **then**
- 32: $u \leftarrow (i + i_{\text{next}}) / 2$
- 33: **if** $\mathbf{y}'[u, u + c \log m - 1]$ contains $*$ **then** $\text{UPDATED-SIGS}[u] \leftarrow \text{empty}$
- 34: **else** $\text{UPDATED-SIGS}[u] \leftarrow (\mathbf{y}'[u, u + c \log m - 1])$
- 35: $\text{SIGNATURES} \leftarrow \text{REPAIR-SIGNATURES}(\text{UPDATED-SIGS}, \text{R-STRINGS}, \text{level})$
- 36: **for all** keys i in SIGNATURES **do** $\mathbf{y}'[i : i + c \log m - 1] \leftarrow \text{SIGNATURES}[i]$
- 37: $\text{UPDATED-SIGS} \leftarrow \text{empty KV store}$.
- 38: $\text{Z-FRAGMENTS}, \mathbf{y}' \leftarrow \text{AFFIX-FRAGMENTS}(\text{SIGNATURES}, \text{Z-FRAGMENTS}, \mathbf{y}')$
- ▷ **REPAIR AND AFFIX RESIDUALS**
- 39: Let RESIDUALS be an empty KV store.
- 40: **for all** keys i in SIGNATURES in ascending order **do**
- 41: Let i_{next} be the smallest key greater than i , or $m + 1$ if i is the greatest.
- 42: **if** $\mathbf{y}'[i + c \log m : i_{\text{next}} - 1]$ contains $*$ **then** $\text{RESIDUALS}[i] \leftarrow \text{empty}$
- 43: **else** $\text{RESIDUALS}[i] \leftarrow \text{PAD}(\mathbf{y}'[i + c \log m : i_{\text{next}} - 1])$
- 44: $\text{REPAIRED-RESIDUALS} \leftarrow \text{REPAIR-RESIDUALS}(\text{RESIDUALS}, \text{R-STRINGS})$
- 45: **for all** keys i in REPAIRED-RESIDUALS **do**
- 46: $\mathbf{r} \leftarrow \text{DE-PAD}(\text{REPAIRED-RESIDUALS}[i])$
- 47: $\mathbf{y}'[i : i + |\mathbf{r}| - 1] \leftarrow \mathbf{r}$
- 48: **return** $\mathbf{y}'[c \log m + 1 :]$

Let the information region of \mathbf{c} be $\mathbf{c}[i_{\text{trans}} :]$, where $\mathbf{c}[i_{\text{trans}} : i_{\text{trans}} + c \log m - 1] = \mathbf{m}_0$ and $\mathbf{c}[i_{\text{trans}} + c \log m :] = \mathbf{z}$. Then, since \mathbf{f} intersects both regions, it follows that $\mathbf{f} = \mathbf{c}[i : j]$ for some i, j where $i < i_{\text{trans}}$ and $j \geq i_{\text{trans}}$. If $j < i_{\text{trans}} + c \log m - 1$, then since $|\mathbf{f}| \geq 3c \log m$, it follows that i must be less than $i_{\text{trans}} - 2c \log m$, and hence must contain a copy of the lexicographically last marker \mathbf{m}_t , a contradiction by line 3. If $j \geq i_{\text{trans}} + c \log m - 1$, then \mathbf{f} contains \mathbf{m}_0 , and a contradiction ensues since line 2 assures that \mathbf{f} does not intersect with the redundancy region. \square

Lemma 4. *Every fragment $\mathbf{f} \in \mathbf{Z}\text{-FRAGMENTS}$ contains at least one signature in some level.*

Proof. By Lemma 3, every fragment $\mathbf{f} \in \mathbf{Z}\text{-FRAGMENTS}$ wholly resides in the information region of \mathbf{c} . Recall that \mathbf{f} either contains a discernible level-0 signature, or is at least $3c \log m$ bits long. Observe that signatures (of length $c \log m$) are separated by residuals (of length at most $c \log m - 1$), and as a result, \mathbf{f} must contain a signature in the latter case (i.e., $|\mathbf{f}| \geq 3c \log m$). \square

Lemma 5. *Every level-0 signature, if not broken, can be found from fragments in the set $\mathbf{Z}\text{-FRAGMENTS}$.*

Proof. Notice that the decoding algorithm first puts every fragment that contain a marker in $\mathbf{R}\text{-FRAGMENTS}$ (line 3). The remaining fragments, as long as they contain a discernible level-0 signature, will be stored in $\mathbf{Z}\text{-FRAGMENTS}$ (line 4). Therefore, if an unbroken level-0 signature is missing from $\mathbf{Z}\text{-FRAGMENTS}$, it resides in a fragment that contains a marker and was therefore placed in $\mathbf{R}\text{-FRAGMENTS}$. Such a fragment must cross both \mathbf{z} and the redundancy region, and as result, must contain \mathbf{m}_0 . However, line 2 assures that it will be segmented and the right part, which contains the signature, will be placed in $\mathbf{Z}\text{-FRAGMENTS}$. \square

A preliminary analysis of the \mathbf{z} -fragments, whose purpose is to extract the surviving level-0 signatures into an approximate adjacency matrix \mathbf{A}' , is given in lines 6-10. In this analysis, all codewords of \mathcal{C}_{MU} present in the fragments are located and identified as level-0 signatures, and the collection of all level-0 signatures is coalesced into a pair-wise ordering *approximate* adjacency matrix \mathbf{A}' . Note that the number of errors in the \mathbf{A}' is bounded by the following lemma.

Lemma 6. *Let t_1 be the number of breaks that fall in the information region of the codeword, and let \mathbf{A} be the adjacency matrix of all level-0 signatures in \mathbf{z} . Then, \mathbf{A}' differs from \mathbf{A} at no more than $2t_1$ positions.*

Proof. By Lemma 5, the decoding algorithm may fail to identify a level-0 signature in the information region \mathbf{y} if there exists a break inside it. Hence, the algorithm fails to identify at most t_1 level-0 signatures. Notice that, failing to capture a level-0 signature $\mathbf{s} = \mathbf{c}_a$ affects exactly two rows of \mathbf{A} . That is, row a and another row whose a -th element is non-zero. \square

The analysis of the redundancy fragments is conducted in lines 12-14, during which all markers \mathbf{m}_l , if not broken, are identified. Recall that each marker \mathbf{m}_l is inserted to the redundancy string \mathbf{u}_l between every interval of $c \log m / 2$ bits, and $|\mathbf{u}_l| = (6 + 2 \log \log m) \cdot c \log m$. Hence, the redundancy string \mathbf{u}_l can be identified by observing a series of $2 \cdot (6 + 2 \log \log m)$ markers \mathbf{m}_l , each separated by $c \log m / 2$ bits. All extracted redundancy strings are placed in a KV-store $\mathbf{R}\text{-STRINGS}$.

Lemma 7. *Let t_2 be the number of breaks that fall in the redundancy region of the codeword. Then, the decoding algorithm is guaranteed to obtain $t - t_2$ redundancy strings.*

Proof. Recall that for every $l \in [t]$, the redundancy string \mathbf{u}_l is instrumented in between of every two intervals of $c \log m / 2$ bits using the marker \mathbf{m}_l . As a result of this instrumentation, every substring \mathbf{s} of length $c \log m$ of a fragment in $\mathbf{R}\text{-FRAGMENTS}$ must either be one of the \mathbf{m}_l 's inserted for the sake of instrumentation, or not belong to \mathcal{C}_{MU} altogether. Otherwise, \mathbf{s} overlaps a prefix or suffix of another codeword of \mathcal{C}_{MU} (possibly itself), a contradiction.

Therefore, every marker identified by the decoder is instrumented by the encoder, and does not contain any bits of redundancy strings (before instrumentation). As such, the decoder can obtain a redundancy string \mathbf{u}_l after identifying $2 \cdot (6 + 2 \log \log m)$ consecutive occurrences of \mathbf{m}_l . Since there are t (instrumented) redundancy strings, at least $t - t_2$ out of them are intact, i.e., not broken, and are guaranteed to be found and stored in $\mathbf{R}\text{-STRINGS}$. \square

The decoding algorithm proceeds to correct the constructed adjacency matrix \mathbf{A}' to \mathbf{A} , i.e., the *correct* redundancy matrix generated in Algorithm 1 from \mathbf{z} , using the collected redundancy strings (line 16) and a standard Reed-Solomon decoder. The success of the decoding process is guaranteed as follows.

Theorem 2. *Line 16 outputs the correct adjacency matrix \mathbf{A} .*

Proof. In REPAIR-ADJ-MATRIX (line 10, Alg. 3), a codeword is constructed by coalescing the elements in approx-compA with redundancy symbols in $\mathbf{R}\text{-STRINGS}$, which is then fed into a Reed-Solomon decoder (line 11, Alg. 3). By Lemma 7, $\mathbf{R}\text{-STRINGS}$ contains at least $t - t_2$ non-empty entries, and as a result, the constructed codeword contains less than $4t_2$ erasures (from the empty entries in $\mathbf{R}\text{-STRINGS}$). Meanwhile, by Lemma 6 the number of rows in which \mathbf{A} and \mathbf{A}' differ is bounded by $2t_1$. Since the compression of \mathbf{A} and \mathbf{A}' (line 8, Alg. 3) collapses every row into one extension-field element, it follows that the compressed versions of compA and approx-compA also differ by at most $2t_1$ entries. Hence, the systematic part of the constructed codeword has at most $2t_1$ errors.

Recall that the encoding process generated $4t$ redundant symbols from `compA`, and hence the decoding in line 11 of Alg. 3 is guaranteed to be successful since

$$2t_1 \cdot 2 + 4t_2 \leq 4(t_1 + t_2) \leq 4t,$$

where the last transition follows the actual number of breaks $t_1 + t_2$ is at most the security parameter t . The proof is concluded since a $(k + 4t, k)$ Reed-Solomon code can simultaneously correct any a errors and any b erasures as long as $4t \geq 2a + b$. \square

Having obtained **A**, the algorithm allocates string $\mathbf{y}' = \mathbf{m}_0 \circ *^m$ to represent the information region of **c** (line 18). The $*$'s represents the m unknown values of the original \mathbf{z} , which are preceded by \mathbf{m}_0 . Using the correct ordering of all level-0 signatures in **A**, as well as the distance between every two adjacent ones, in lines 20–22 the algorithm traverses all adjacent pairs of level-0 signatures according to **A** and positions all signatures appropriately in \mathbf{y}' .

In line 25 which follows, the algorithm *affixes* the fragments in **Z-FRAGMENTS** to their correct position in \mathbf{y}' ; by *correct* we mean that $\mathbf{y}'[i : i + |f| - 1] = \mathbf{f}$ if $\mathbf{y}[i : i + |f| - 1] = \mathbf{f}$, where $\mathbf{y} = \mathbf{m}_0 \circ \mathbf{z}$ (line 2, Alg. 1). The correctness follows from Lemma 3 and Property (II). The former assures that the affixed fragments from **Z-FRAGMENTS** all reside in the information region of the codeword. The latter guarantees uniqueness of all substrings of length $c \log m$ in \mathbf{z} , and enables the use of level-0 signatures for synchronization purposes (line 26–27, Alg. 3). Having affixed all such fragments, all remaining fragments in **Z-FRAGMENTS** contain no level-0 signatures.

In the **while** loop starting at line 26, the decoding algorithm proceeds with the extraction of higher level signatures. This is done by repeatedly traversing all signatures that have already been affixed to \mathbf{z} . In traversal ℓ , the algorithm locates the midpoint u between every two adjacent signatures in \mathbf{y}' , as long as the gap between them is large enough to fit at least one more signature. Then, the algorithm identifies and collects the $c \log m$ bits which begin at u as a level- ℓ signature. This will result in **UPDATED-SIGS**, a KV store of signatures from level-0 to level- ℓ . Note that some entries in **UPDATED-SIGS** may have the value `empty`, in the case that the respective part of \mathbf{y}' contains a $*$ (line 33, Alg. 2), and the number of such entries is bounded as follows.

Lemma 8. *Assume that in the beginning of the **for** loop starting at line 28,*

- 1) $\mathbf{y}[i] = \mathbf{y}'[i]$ for every index $i \in [m + c \log m]$ such that $\mathbf{y}'[i] \neq *$, and
- 2) **SIGNATURES** $[i] = \mathbf{s}$ for every level-0 to level- $(\ell - 1)$ signature $\mathbf{s} = \mathbf{y}[i : i + c \log m - 1]$.

*Then, when the **for** loop ends, **UPDATED-SIGS** $[i] = \mathbf{s}$ for every level-0 to level- ℓ signature $\mathbf{s} = \mathbf{y}[i : i + c \log m - 1]$, with at most $2t_1$ exceptions.*

Proof. Given that all level-0 to level- $(\ell - 1)$ signatures are stored in **SIGNATURES** with their indices being the keys, the decoder is able to obtain the correct position of every level- ℓ signature in \mathbf{y} (line 32). Hence, due to Assumption (1), **UPDATED-SIGS** $[i] = \mathbf{s}$ for every level-0 to level- ℓ signature $\mathbf{s} = \mathbf{y}[i : i + c \log m - 1]$, except for those that contain $*$ in the respective interval in \mathbf{y}' (line 33). If a level- ℓ signature contains $*$'s, it must (wholly or partially) reside in at least one fragment \mathbf{f} , referred as an *ill fragment of level ℓ* , that has not been affixed to \mathbf{y}' yet. Note that such \mathbf{f} must wholly reside in the information region. Otherwise, since it contains bits from both redundancy region and \mathbf{z} , it would have been split into two fragments (line 2).

Observe that a fragment of level ℓ may be ill due to exactly one of the following reasons.

- 1) \mathbf{f} is not stored in **Z-FRAGMENTS** (i.e., $|\mathbf{f}| < 3c \log m$), or
- 2) \mathbf{f} is stored in **Z-FRAGMENTS**, but does not contain any level-0 to level- $(\ell - 1)$ signatures.

Otherwise, such \mathbf{f} would have been affixed to \mathbf{z} .

Notice that, an ill fragment \mathbf{f} may intersect with at most 2 level- ℓ signatures. Otherwise, i.e., if three level- ℓ signatures intersect with it, they must be separated by two level-0 to level- $(\ell - 1)$ signatures. Therefore, \mathbf{f} contains lower level signatures and is of length $|\mathbf{f}| > 3c \log m$. As a result, \mathbf{f} would have resided in **Z-FRAGMENTS** due to its length, and would have been affixed to \mathbf{y}' since it contains a lower level signature, a contradiction.

Let the information region of codeword **c** be $\mathbf{c}[i_{\text{trans}} :]$, where $\mathbf{c}[i_{\text{trans}} : i_{\text{trans}} + c \log m - 1] = \mathbf{m}_0$ and $\mathbf{c}[i_{\text{trans}} + c \log m :] = \mathbf{z}$. Let j be the smallest index greater than i_{trans} such that c_j and c_{j+1} reside in different fragments. If such an index does not exist, then no break falls in the information region, and as a result, $t_1 = 0$; in this case, no ill fragments exist.

Otherwise, if such an index does exist, let $\mathbf{f}_{\text{trans}} \triangleq \mathbf{c}[i : j]$ be the fragment containing c_j , where $i \leq i_{\text{trans}}$. The (at most) t_2 fragments on the left of $\mathbf{f}_{\text{trans}}$ are not ill since they do not reside in the information region. We claim that $\mathbf{f}_{\text{trans}}$ is not ill as well: If $\mathbf{f}_{\text{trans}}$ contains \mathbf{m}_0 , then it would have been broken into two (line 2); the left one is clearly not ill (it does not contain bits from \mathbf{z}), and so is the right one (it contains \mathbf{m}_0 , a level-0 signature). If $\mathbf{f}_{\text{trans}}$ does not contain \mathbf{m}_0 , then the index j resides in \mathbf{m}_0 and hence $\mathbf{f}_{\text{trans}}$ is not ill since it does not contain any bits from \mathbf{z} .

Meanwhile, each of the (at most) t_1 fragments on the right of $\mathbf{f}_{\text{trans}}$ may be ill. Together they may intersect with at most $2t_1$ level ℓ signatures, and as a result, **UPDATED-SIGS** has at most $2t_1$ entries with value `empty`. \square

The preceding lemma allows the decoder to repair **UPDATED-SIGS** and recover all level- ℓ signatures.

Lemma 9. *Assume that for every level-0 to level- ℓ signature that begins at index i in \mathbf{y} , **UPDATED-SIGS** $[i] = \mathbf{y}[i : i + c \log m - 1]$, with at most $2t_1$ exceptions being `empty`. Then, line 35 outputs a KV store **SIGNATURES** such that for every level-0 to level- ℓ signature that begins at index i in \mathbf{y} , **SIGNATURES** $[i] = \mathbf{y}[i : i + c \log m - 1]$ (with no exceptions).*

Proof. In REPAIR-SIGNATURES (line 35, Alg. 3), a codeword is constructed by coalescing the signatures stored in UPDATED-SIGS with redundancy symbols stored in R-STRINGS (line 17, Alg. 3). Recall that the $t - t_2$ redundancy strings contain $2(t - t_2)$ redundancy symbols for each level of signatures, and as a result there exist $2t_1$ erasures (empty) in the constructed codeword. The decoding in line 17 of Alg. 3 is guaranteed to be successful since

$$2 \cdot (t - t_2) - 2 \cdot t_1 \geq 2 \cdot (t - t_1 - t_2) \geq 0,$$

where the last transition follows since the actual number of breaks $t_1 + t_2$ is at most the security parameter t . The proof is concluded since a $(k + 2t, k)$ Reed-Solomon code can correct $2t$ erasures. \square

The preceding lemmas enable the decoder to correctly affix all fragments in Z-FRAGMENTS, as seen in the following theorem.

Theorem 3. *The while loop starting at line 26 will eventually terminate, and by then every fragment in Z-FRAGMENTS is correctly affixed to \mathbf{y}' .*

Proof. Note that the assumptions in Lemma 8 are true for level-1 signatures. Together with Lemma 9, line 35 at the first iteration of the while loop outputs a KV store SIGNATURES such that for every level-0 signature that begins at index i in \mathbf{y} , SIGNATURES[i] = $\mathbf{y}[i : i + c \log m - 1]$. It also allows correct placements of fragments containing a level-1 signature in Z-FRAGMENTS.

By induction, signatures (in all levels), as well as the fragments containing them, will be correctly affixed to \mathbf{y}' . Recall that by Lemma 4, every fragment in Z-FRAGMENTS contains at least one signature, and as a result, the while loop eventually terminates with every fragment in Z-FRAGMENTS being correctly affixed to \mathbf{y}' . \square

Finally, since signatures, as well as their containing fragments, are affixed to \mathbf{y}' , it follows that all $*$'s in \mathbf{y}' reside in residuals. Similar to Lemma 8, we have the following theorem.

Theorem 4. *Line 44 outputs a KV store REPAIRED-RESIDUALS such that REPAIRED-RESIDUALS[i] = PAD(\mathbf{r}) for every residual $\mathbf{r} = \mathbf{y}[i : i + |\mathbf{r}|]$.*

Proof. We first show that the number of empty entries in RESIDUALS is bounded by $3t_1$. If a residual contains $*$'s, it must (wholly or partially) reside in at least one fragment \mathbf{f} , referred to as an *ill fragment for residuals*, that has not been affixed to \mathbf{y}' yet. Note that such \mathbf{f} must wholly reside in the information region. Otherwise, since it contains bits from both the redundancy region and from \mathbf{z} , it would have been spited into two (line 2).

Observe that a fragment may be ill-for-residuals due to exactly one of the following reasons.

- 1) \mathbf{f} is not stored in Z-FRAGMENTS (i.e., $|\mathbf{f}| < 3c \log m$), or
- 2) \mathbf{f} is stored in Z-FRAGMENTS, but does not contain any signatures (in any level).

Otherwise, such \mathbf{f} would have been affixed to \mathbf{z} .

Notice that, an ill-for-residuals fragment \mathbf{f} may intersect at most 3 residuals. Otherwise, i.e., if four signatures intersect with it and each of is length at least 1, they must be separated by three signatures. Therefore, \mathbf{f} contains at least three signatures, and therefore it is of length at least $3c \log m$. As a result, \mathbf{f} would have resided in Z-FRAGMENTS due to its length, and would have been affixed to \mathbf{y}' since it contains a lower level signature, a contradiction.

Let the information region of codeword \mathbf{c} be $\mathbf{c}[i_{\text{trans}} :]$, where $\mathbf{c}[i_{\text{trans}} : i_{\text{trans}} + c \log m - 1] = \mathbf{m}_0$ and $\mathbf{c}[i_{\text{trans}} + c \log m :] = \mathbf{z}$. Let j be the smallest index greater than i_{trans} such that c_j and c_{j+1} reside in different fragments. If such an index does not exist, then no break falls in the information region, and as a result, $t_1 = 0$; in this case, no ill fragments exist.

Otherwise, if such an index does exist, let $\mathbf{f}_{\text{trans}} \triangleq \mathbf{c}[i : j]$ be the fragment containing c_j , where $i \leq i_{\text{trans}}$. The (at most) t_2 fragments on the left of $\mathbf{f}_{\text{trans}}$ are not ill since they do not reside in the information region. We claim that $\mathbf{f}_{\text{trans}}$ is not ill as well: If $\mathbf{f}_{\text{trans}}$ contains \mathbf{m}_0 , then it would have been broken into two (line 2); the left one is clearly not ill (it does not contain bits from \mathbf{z}), and so is the right one (it contains \mathbf{m}_0 , a level-0 signature). If $\mathbf{f}_{\text{trans}}$ does not contain \mathbf{m}_0 , then the index j resides in \mathbf{m}_0 and hence $\mathbf{f}_{\text{trans}}$ is not ill since it does not contain any bits from \mathbf{z} .

Meanwhile, each of the (at most) t_1 fragments on the right of $\mathbf{f}_{\text{trans}}$ may be ill. Together, they may intersect with at most $3t_1$ level ℓ residuals, and as a result, UPDATED-SIGS has at most $3t_1$ entries with value empty. \square

Finally, the decoder affixes all residuals in REPAIRED-RESIDUALS to \mathbf{z} , and after which $\mathbf{y}' = \mathbf{y}$. Recall that the marker \mathbf{m}_0 is attached to the left of \mathbf{z} by the decoder, and needs to be removed to obtain \mathbf{y} . This implies the following, which concludes the proof of correctness of our construction.

Theorem 5. *Let $\mathbf{z} \in \{0, 1\}^m$ be a legit string, let \mathbf{c} be the output of Algorithm 1 with input \mathbf{z} , and let $\mathbf{f}_1, \dots, \mathbf{f}_\ell$ be fragments of \mathbf{c} for some $\ell \leq t + 1$. Then, Algorithm 2 with input $\mathbf{f}_1, \dots, \mathbf{f}_\ell$ outputs \mathbf{z} .*

In real-word scenarios, it is crucial for a forensic fingerprinting scheme to tolerate fragment losses, as the adversary may choose to hide a portion of the bits in order to fail the decoding. Although this is not our main purpose in this paper, our codes have the added benefit of tolerating losses of short fragments, as shown in the following theorem.

Theorem 6. *The proposed t -BRC is tolerant to the loss of any of the $t + 1$ fragments whose length is less than $c \log m$ bits.*

Proof. The decoding algorithm uses fragments in R-FRAGMENTS and Z-FRAGMENTS, and both of them exclude fragments that are shorter than $c \log m$ bits (line 3–4, Alg. 2). \square

IV. REDUNDANCY ANALYSIS

We now present an analysis of the redundancy in the encoding process (Section III-B), whose crux is bounding the success probability of choosing a legit binary string \mathbf{z} (Definition 2). Additional components of the redundancy, such as Reed-Solomon parity symbols and markers, are easier to analyze and will be addressed in the sequel. For the following theorem, recall that $m = |\mathbf{z}|$ and \mathcal{C}_{MU} is a mutually uncorrelated code of length $c \log m$ and size $|\mathcal{C}_{\text{MU}}| \geq \frac{2^{c \log m}}{\beta c \log m}$, where $\beta = 32$. The following theorem forms the basis of our analysis; it is inspired by ideas from [43, Theorem 4.4].

Theorem 7. *A uniformly random string $\mathbf{z} \in \{0, 1\}^m$ is legit (Definition 2) with probability $1 - 1/\text{poly}(m)$.*

Proof. For Property (I), let I be an arbitrary interval of \mathbf{z} of length $d + c \log m - 1$, where $d = 2\beta c \log^2 m$. For $i \in [d]$, let E_i be the event that $I[i : i + c \log m - 1]$ is a level-0 signature (i.e., a codeword of \mathcal{C}_{MU}), let $S_i = \cup_{j=1}^i E_j$, and let E_i^c and S_i^c be their complements. We bound the probability of Property (I) by first bounding $\Pr(S_d^c)$, i.e., the probability that no level-0 signature starts at the first d bits of I , which is equivalent to the probability that I contains a level-0 signature. Then, we apply the union bound over all such intervals of \mathbf{z} .

For distinct $i, j \in [d]$ we have the following observations.

- (A) If $j - i < c \log m$ then $E_i \cap E_j = \emptyset$, since codewords of \mathcal{C}_{MU} cannot overlap.
- (B) If $j - i \geq c \log m$ then E_i and E_j are independent, since E_i depends on bits in $I[i : i + c \log m - 1]$ and E_j depends on bits in $I[j : j + c \log m - 1]$.

Since $S_d^c = E_d^c \cap \dots \cap E_{c \log m + 1}^c \cap S_{c \log m}^c$, the chain rule for probability implies that

$$\Pr(S_d^c) = \Pr(E_d^c | \cap_{i=1}^{d-1} E_i^c) \Pr(E_{d-1}^c | \cap_{i=1}^{d-2} E_i^c) \cdot \dots \cdot \Pr(E_{c \log m + 1}^c | S_{c \log m}^c) \Pr(S_{c \log m}^c). \quad (1)$$

To bound the rightmost term in (1),

$$\begin{aligned} \Pr(S_{c \log m}^c) &= 1 - \Pr(\cup_{i=1}^{c \log m} E_i) \stackrel{(a)}{=} 1 - \sum_i \Pr(E_i) + \sum_{i,j} \Pr(E_i \cap E_j) - \sum_{i,j,k} \Pr(E_i \cap E_j \cap E_k) + \dots \\ &\stackrel{(b)}{=} 1 - \sum_{i \in [c \log m]} \Pr(E_i) = 1 - c \log m \cdot P, \text{ where } P \triangleq \Pr(E_i) = \frac{|\mathcal{C}_{\text{MU}}|}{2^{c \log m}} \stackrel{(c)}{\geq} \frac{1}{\beta c \log m}. \end{aligned} \quad (2)$$

Note that (a) follows from the inclusion-exclusion principle for probability events, (b) follows from Observation (A) above, and (c) follows from the fact that $|\mathcal{C}_{\text{MU}}| \geq \frac{2^{c \log m}}{\beta c \log m}$.

To bound the remaining terms in (1), it follows from Observation (B) that

$$P_s \triangleq \Pr(E_j^c | \cap_{i=1}^{j-1} E_i^c) = \Pr(E_j^c | \cap_{i=j-c \log m + 1}^{j-1} E_i^c) \quad (3)$$

for every $j \in [c \log m + 1 : d]$, and furthermore, (3) is identical for every such j . Notice that $\Pr(S_{c \log m}^c) = P_s \cdot \Pr(S_{c \log m - 1}^c)$, and as a result,

$$P_s = \frac{\Pr(S_{c \log m}^c)}{\Pr(S_{c \log m - 1}^c)} = \frac{1 - P \cdot c \log m}{1 - P \cdot (c \log m - 1)} = 1 - \frac{P}{1 - P \cdot (c \log m - 1)} \leq 1 - P, \quad (4)$$

where the last inequality follows since $1 - P \cdot (c \log m - 1)$ is positive and at most 1. To bound $\Pr(S_d^c)$, we combine the above as follows.

$$\begin{aligned} \Pr(S_d^c) &\stackrel{(1)}{=} \left[\prod_{j=c \log m + 1}^d \Pr(E_j^c | \cap_{i=1}^{j-1} E_i^c) \right] \cdot \Pr(S_{c \log m}^c) \stackrel{(3)}{=} \left[\prod_{j=c \log m + 1}^d \Pr(E_j^c | \cap_{i=j-c \log m + 1}^{j-1} E_i^c) \right] \cdot \Pr(S_{c \log m}^c) \\ &= P_s^{d-c \log m} \cdot \Pr(S_{c \log m}^c) \stackrel{(4)}{\leq} (1 - P)^{d-c \log m} \cdot \Pr(S_{c \log m}^c) \stackrel{(2)}{=} (1 - P)^{d-c \log m} \cdot (1 - c \log m \cdot P) \\ &\stackrel{(d)}{\leq} (1 - P)^{d-c \log m} \cdot (1 - P)^{c \log m} = \left(1 - \frac{1}{\beta c \log m}\right)^d \\ &= \left(1 - \frac{1}{\beta c \log m}\right)^{2\beta c \log^2 m} \leq e^{-2 \log m} \leq m^{-2}, \end{aligned} \quad (5)$$

where (d) is known as Bernoulli's inequality³. Therefore, the probability of an interval of length $2\beta c \log^2 m + c \log m - 1$ to be free of codewords of \mathcal{C}_{MU} is bounded by m^{-2} . By applying the union bound, we have that the probability that such an interval exists in \mathbf{z} is at most m^{-1} . Therefore, the probability that Property (I) holds, i.e., that every interval of \mathbf{z} of length $2\beta c \log^2 m + c \log m - 1$ contains at least one codeword of \mathcal{C}_{MU} , is at least $1 - 1/m$.

³Bernoulli's inequality states that $1 + rx \leq (1 + x)^r$ for every real number $r \geq 1$ and $x \geq -1$.

For property (II), consider any two intervals of length $d = c \log m$ starting at indices i, j such that $j - i \geq d$. Then,

$$\Pr(\mathbf{z}[i : i + d - 1] = \mathbf{z}[j : j + d - 1]) = \sum_{r \in \{0,1\}^d} \Pr(\mathbf{z}[j : j + d - 1] = r \mid \mathbf{z}[i : i + d - 1] = r) \Pr(\mathbf{z}[i, i + d - 1] = r) = \frac{1}{2^d}.$$

By applying the union bound, the probability that such i, j exist is at most $\frac{m^2}{2^d} = \frac{m^2}{2^{c \log m}} = m^{-c+2}$.

For Property (III), note that the probability that an interval of length $c \log m$ of \mathbf{z} matches one of the markers is $(t+1)m^{-c}$. By applying the union bound, the probability that such an interval exists is at most

$$\frac{(t+1)(m - c \log m + 1)}{m^c} < \frac{(t+1)m}{m^c} < m^{-c+2}.$$

To conclude, a uniformly random $\mathbf{z} \in \{0,1\}^m$ does not satisfy either of the three properties with probability $1/\text{poly}(m)$ each. Therefore, \mathbf{z} is legit, i.e., satisfies all three properties, with probability at least $1 - 1/\text{poly}(m)$ by the union bound. \square

With Theorem 7, we can formally provide the redundancy of our scheme in the following corollary.

Corollary 1. *The code has redundancy of $O(t \log n \log \log n)$.*

Proof. As shown in Section III, the codeword length $n = |\mathbf{c}| = m + (6 + 2 \log \log m) \cdot 3c \log m \cdot t + c \log m$. Meanwhile, the code size $|\mathcal{C}|$ depends on the probability of rejecting a uniform random string in $\{0,1\}^m$ during code construction. By Theorem 7,

$$\log |\mathcal{C}| > \log[2^m \cdot (1 - 1/\text{poly}(m))] = m + \log(1 - 1/\text{poly}(m)) = m - o(1).$$

As a result, the redundancy is

$$n - \log |\mathcal{C}| = (6 + 2 \log \log m) \cdot 3c \log m \cdot t + c \log m + o(1) = O(t \log m \log \log m).$$

Note that $n > m$, the redundancy is then $O(t \log n \log \log n)$. \square

V. DISCUSSION AND FUTURE WORK

In this paper we analyzed a new form of adversarial noise model which arises in fingerprinting 3D printed objects. We presented a code construction with $O(t \log n \log \log n)$ redundant bits, where n is the codeword length, which guarantees correct reconstruction under any pattern of at most t breaks. One of the main ideas in our construction is the use of *naturally occurring* patterns in a uniformly random string (Definition 2) to serve as markers, which reduces the required redundancy. While inserting markers in varying positions efficiently is rather simple, combining this feature with the other properties in Definition 2 is challenging. That is, although it follows from our probabilistic analysis that there exists an injective mapping from $\{0,1\}^{m-1}$ to $\{0,1\}^m$ whose output is always legit, finding such a deterministic mapping explicitly seems difficult, and is left for future work.

Nevertheless, in the context of fingerprinting 3D objects, any scheme based on random encoding may still serve a meaningful purpose, as we now explain. Our setup includes a trusted printer which embeds uniquely identifiable information, say, printer ID, inside the object⁴. To serve as such ID, we propose to choose a codeword from our code construction (or any other code construction which relies on randomized encoding process), according to the process described above, and either publish it online or deposit it in a government regulated repository at the time of manufacturing the printer. Then, a decoder which achieves fragments of an object printed by such a printer, decodes it back to the codeword according to Section III-C, and locates that codeword (i.e., the ID) in the repository. Similar methods can also be applied at the software level, where ID's of 3D printing files of sensitive objects are similarly stored at some repository. This method circumvents the challenges of random encoding, but might pose challenges of scalability due to the ever increasing size of the repository.

Furthermore, the encoding method we describe is *static*, in the sense that the printer (or file) cannot fingerprint information other than what is hardwired in it. Any *dynamic* information, which might change according to the nature of the object, the geographic location of the printer, etc., cannot be captured by this method. While heuristic solutions can be implemented rather easily⁵, dynamic break-resilient 3D fingerprinting remains an open problem. On top of this fundamental challenge, it is interesting to extend our code construction to tolerate other forms of noise such as substitutions, erasures, and deletions, whether adversarially induced or randomly induced by the printing process. Yet, we comment that our experiments [30] suggest that even while pushing a commodity printer to its miniaturization limits (in terms of layer widths), the reading and writing processes remain very robust.

⁴A mechanism for enforcing a printer to embed certain information in every object it prints is also an interesting challenge from an applied-security perspective. In our parallel work [30] we implemented such mechanism using a hardware security primitives. Other solutions may potentially involve either designated hardware or digitally-signed 3D printing files.

⁵According to Theorem 7, a given message is legit with high probability. A heuristic solution for cases that it is not legit is to slightly perturb the syntax of the message (e.g., by adding spaces) so as not to change its semantic meaning, until such legit perturbation is found.

REFERENCES

- [1] M. Zhou, *3d-printed gun controversy: Everything you need to know*, accessed Sep. 15st, 2023, <https://www.cnet.com/news/politics/the-3d-printed-gun-controversy-everything-you-need-to-know/>, 2018.
- [2] H. Jiang and T. Hunt, *Untraceable 'ghost guns' are easier than ever to 3d print — we went inside a company that helps people do it*, accessed (Oct. 21st, 2021), <https://news.yahoo.com/untraceable-ghost-guns-easier-ever-150015562.html>, 2021.
- [3] C. M. McNulty, N. Arnas, and T. A. Campbell, "Toward the printed world: Additive manufacturing and implications for national security," *Defense Horizons*, no. 73, p. 1, 2012.
- [4] J. Fingas, *Security firm claims to thwart iphone x's face id with a mask*, accessed Sep. 15st, 2023, <https://www.engadget.com/2017-11-11-security-firm-claims-to-defeat-face-id-with-mask.html>, 2019.
- [5] A. Barg, G. R. Blakley, and G. A. Kabatiansky, "Digital fingerprinting codes: Problem statements, constructions, identification of traitors," *IEEE Transactions on Information Theory*, vol. 49, no. 4, pp. 852–865, 2003.
- [6] D. Boneh and J. Shaw, "Collusion-secure fingerprinting for digital data," *IEEE Transactions on Information Theory*, vol. 44, no. 5, pp. 1897–1905, 1998.
- [7] A. Delmotte, K. Tanaka, H. Kubo, T. Funatomi, and Y. Mukaigawa, "Blind watermarking for 3-d printed objects by locally modifying layer thickness," *IEEE Transactions on Multimedia*, vol. 22, no. 11, pp. 2780–2791, 2019.
- [8] M. Suzuki, P. Dechrueng, S. Techavichian, P. Silapasuphakornwong, H. Torii, and K. Uehira, "Embedding information into objects fabricated with 3-d printers by forming fine cavities inside them," *Electronic Imaging*, vol. 2017, no. 7, pp. 6–9, 2017.
- [9] K. A. ElSayed, A. Dachowicz, and J. H. Panchal, "Information embedding in additive manufacturing through printing speed control," in *Proceedings of the 2021 Workshop on Additive Manufacturing (3D Printing) Security*, 2021, pp. 31–37.
- [10] Z. Li, A. S. Rathore, C. Song, S. Wei, Y. Wang, and W. Xu, "Printracker: Fingerprinting 3d printers using commodity scanners," in *Proceedings of the 2018 ACM sigsac conference on computer and communications security*, 2018, pp. 1306–1323.
- [11] J. Voris, B. F. Christen, J. Alted, and D. W. Crawford, *Three dimensional (3d) printed objects with embedded identification (id) elements*, US Patent 9,656,428, May 2017.
- [12] J. Wee, C. I. Byatte, A. Rhoades, and D. McNeight, *Product authentication*, U.S. Patent App. 14/250,533, 2015.
- [13] J. Wee, C. I. Byatte, A. Rhoades, and D. McNeight, *Objets de vertu*, U.S. Patent App. 14/485,880, 2015.
- [14] C. Wei, Z. Sun, Y. Huang, and L. Li, "Embedding anti-counterfeiting features in metallic components via multiple material additive manufacturing," *Additive Manufacturing*, vol. 24, pp. 1–12, 2018.
- [15] F. Chen, Y. Luo, N. G. Tsoutsos, M. Maniatakos, K. Shahin, and N. Gupta, "Embedding tracking codes in additive manufactured parts for product authentication," *Advanced Engineering Materials*, vol. 21, no. 4, p. 1800495, 2019.
- [16] C. Harrison, R. Xiao, and S. Hudson, "Acoustic barcodes: Passive, durable and inexpensive notched identification tags," in *Proceedings of the 25th annual ACM symposium on User interface software and technology*, 2012, pp. 563–568.
- [17] M. Usama and U. Yaman, "Embedding information into or onto additively manufactured parts: A review of qr codes, steganography and watermarking methods," *Materials*, vol. 15, no. 7, p. 2596, 2022.
- [18] K. A. ElSayed, A. Dachowicz, M. J. Atallah, and J. H. Panchal, "Information embedding for secure manufacturing: Challenges and research opportunities," *Journal of Computing and Information Science in Engineering*, vol. 23, no. 6, 2023.
- [19] J. Sima, N. Raviv, and J. Bruck, "On coding over sliced information," *IEEE Transactions on Information Theory*, vol. 67, no. 5, pp. 2793–2807, 2021.
- [20] J. Sima, N. Raviv, and J. Bruck, "Robust indexing-optimal codes for dna storage," in *2020 IEEE International Symposium on Information Theory (ISIT)*, IEEE, 2020, pp. 717–722.
- [21] A. Lenz, P. H. Siegel, A. Wachter-Zeh, and E. Yaakobi, "Coding over sets for dna storage," *IEEE Transactions on Information Theory*, vol. 66, no. 4, pp. 2331–2351, 2019.
- [22] I. Shomorony and A. Vahid, "Torn-paper coding," *IEEE Transactions on Information Theory*, vol. 67, no. 12, pp. 7904–7913, 2021.
- [23] I. Shomorony and A. Vahid, "Communicating over the torn-paper channel," in *GLOBECOM 2020-2020 IEEE Global Communications Conference*, IEEE, 2020, pp. 1–6.
- [24] A. N. Ravi, A. Vahid, and I. Shomorony, "Capacity of the torn paper channel with lost pieces," in *2021 IEEE International Symposium on Information Theory (ISIT)*, IEEE, 2021, pp. 1937–1942.
- [25] D. Bar-Lev, S. M. E. Yaakobi, and Y. Yehezkeally, "Adversarial torn-paper codes," *IEEE Transactions on Information Theory*, 2023.
- [26] A. Goldstein, P. Kolman, and J. Zheng, "Minimum common string partition problem: Hardness and approximations," in *International Symposium on Algorithms and Computation*, Springer, 2004, pp. 484–495.
- [27] H. Jiang, B. Zhu, D. Zhu, and H. Zhu, "Minimum common string partition revisited," *Journal of Combinatorial Optimization*, vol. 23, pp. 519–527, 2012.

- [28] P. Damaschke, “Minimum common string partition parameterized,” in *International Workshop on Algorithms in Bioinformatics*, Springer, 2008, pp. 87–98.
- [29] M. Chrobak, P. Kolman, and J. Sgall, “The greedy algorithm for the minimum common string partition problem,” in *International Workshop on Randomization and Approximation Techniques in Computer Science*, Springer, 2004, pp. 84–95.
- [30] C. Wang, J. Wang, M. Zhou, *et al.*, *Secure information embedding and extraction in forensic 3d fingerprinting*, 2024. arXiv: 2403.04918 [cs.CR]. [Online]. Available: <https://arxiv.org/abs/2403.04918>.
- [31] V. Levenshtein, “Decoding automata invariant with respect to the initial state,” *Problems of Cybernetics*, vol. 12, pp. 125–136, 1964.
- [32] V. Levenshtein, “Maximum number of words in codes without overlaps,” *Problemy Peredachi Informatsii*, vol. 6, no. 4, pp. 355–357, 1970.
- [33] E. Gilbert, “Synchronization of binary messages,” *IRE Transactions on Information Theory*, vol. 6, no. 4, pp. 470–477, 1960.
- [34] D. Bajic and J. Stojanovic, “Distributed sequences and search process,” in *2004 IEEE International Conference on Communications (IEEE Cat. No.04CH37577)*, vol. 1, 2004, 514–518 Vol.1.
- [35] D. Bajic and T. Loncar-Turukalo, “A simple suboptimal construction of cross-bifix-free codes,” *Cryptography and Communications*, vol. 6, no. 1, pp. 27–36, 2013.
- [36] Y. M. Chee, H. M. Kiah, P. Purkayastha, and C. Wang, “Cross-bifix-free codes within a constant factor of optimality,” *IEEE Transactions on Information Theory*, vol. 59, no. 7, pp. 4668–4674, 2013.
- [37] S. Bilotta, E. Pergola, and R. Pinzani, “A new approach to cross-bifix-free sets,” *IEEE Transactions on Information Theory*, vol. 58, no. 6, pp. 4058–4063, 2012.
- [38] S. R. Blackburn, “Non-overlapping codes,” *IEEE Transactions on Information Theory*, vol. 61, no. 9, pp. 4890–4894, 2015.
- [39] G. Wang and Q. Wang, “Q-ary non-overlapping codes: A generating function approach,” *IEEE Transactions on Information Theory*, vol. 68, no. 8, pp. 5154–5164, 2022.
- [40] S. M. H. T. Yazdi, Y. Yuan, J. Ma, H. Zhao, and O. Milenkovic, “A rewritable, random-access dna-based storage system,” *Nature Scientific Reports*, vol. 5, no. 14138, 2015.
- [41] S. M. H. T. Yazdi, R. Gabrys, and O. Milenkovic, “Portable and error-free dna-based data storage,” *Nature Scientific Reports*, vol. 7, no. 5011, 2017.
- [42] M. Levy and E. Yaakobi, “Mutually uncorrelated codes for dna storage,” *IEEE Transactions on Information Theory*, vol. 65, no. 6, pp. 3671–3691, 2018.
- [43] K. Cheng, Z. Jin, X. Li, and K. Wu, “Deterministic document exchange protocols, and almost optimal binary codes for edit errors,” in *2018 IEEE 59th Annual Symposium on Foundations of Computer Science (FOCS)*, IEEE, 2018, pp. 200–211.

APPENDIX A

HISTOGRAM-BASED CODE CONSTRUCTION OVER LARGE ALPHABETS

Let Σ be an alphabet with q symbols for some positive integer q . For $a, b \in \Sigma^n$, we say a is equivalent to b if they are formed by the same multiset of symbols in Σ , i.e., they share the same histogram of symbols. A histogram-based code is formed by choosing exactly one word from every equivalence class, and hence no two codewords share the same histogram.

To decode the histogram-based code, the decoder simply counts the occurrence of symbols in the fragments and learns which equivalence class the codeword belongs to. Since no two codewords share the same histogram, the decoding is guaranteed to be successful.

Clearly, the number of codewords equals to the number of such equivalence classes. Using the stars and bars formula, this number is

$$\binom{q+n-1}{n} = \frac{(q+n-1)!}{n!(q-1)!} = \frac{(q+n-1)(q+n-2) \cdots q}{n!}. \quad (6)$$

The redundancy of a histogram-based code is therefore

$$n - \log_q \left(\frac{(q+n-1)(q+n-2) \cdots q}{n!} \right) = \log_q \left(n! \frac{q}{q+n-1} \frac{q}{q+n-2} \cdots \frac{q}{q} \right) < \log_q(n!). \quad (7)$$

Hence, if $q^c \geq n!$ for some constant c , then the redundancy is less than c symbols.

APPENDIX B

AUXILIARY FUNCTIONS

Algorithm 3 Auxiliary Functions

```

1: function ENCODE((info-word), num-parity)
2: function DECODE((codeword))
3: function COMPRESS-ROW(a)
4: function DECOMPRESS-ROW(compRow)
5: function COMPRESS-ADJACENCY-MATRIX(A)
6:   Let compA be an empty list.
7:   for all row a in the matrix A do
8:     compA.APPEND(COMPRESS-ROW(a))
9:   return compA
10: function REPAIR-ADJ-MATRIX(approx-compA, R-STRINGS)
    decoded  $\leftarrow$  DECODE(approx-compA[1], ..., approx-compA[|CMU|],
11:   R-STRINGS[1][1 : 2c log m], ..., R-STRINGS[1][6c log m + 1 : 8c log m]
    ...
    R-STRINGS[t][1 : 2c log m], ..., R-STRINGS[t][6c log m + 1 : 8c log m]).
12:   Let A be a matrix such that for every  $a \in [|C_{MU}|]$ , its  $a$ -th row is DECOMPRESS-ROW(decoded[a]).
13:   return A
14: function REPAIR-SIGNATURES(SIGNATURES, R-STRINGS, level)
15:   Let  $i_1, \dots, i_r$  be the keys in SIGNATURES
16:    $v \leftarrow 8c \log m + (\text{level} - 1) \cdot c \log m$ 
    decoded  $\leftarrow$  DECODE(SIGNATURES[ $i_1$ ], ..., SIGNATURES[ $i_r$ ],
17:   R-STRINGS[0][ $v + 1 : v + c \log m$ ], R-STRINGS[0][ $v + c \log m + 1 : v + 2c \log m + 1$ ]
    ...
    R-STRINGS[t][ $v + 1 : v + c \log m$ ], R-STRINGS[t][ $v + c \log m + 1 : v + 2c \log m + 1$ ]).
18:   for all  $j \in [r]$  do REPAIRED-SIGS  $\leftarrow$  decoded[ $j$ ]
19: function REPAIR-RESIDUALS(RESIDUALS, R-STRINGS)
20:   Let  $i_1, \dots, i_r$  be the keys in RESIDUALS
21:    $v \leftarrow (4 + 2 \log \log m) \cdot c \log m$ 
    decoded  $\leftarrow$  DECODE(RESIDUALS[ $i_1$ ], ..., RESIDUALS[ $i_r$ ],
22:   R-STRINGS[0][ $v + 1 : v + c \log m$ ], ..., R-STRINGS[0][ $v + 2c \log m + 1 : v + 3c \log m$ ]
    ...
    R-STRINGS[t][ $v + 1 : v + c \log m$ ], ..., R-STRINGS[t][ $v + 2c \log m + 1 : v + 3c \log m$ ]).
23:   for all  $j \in [r]$  do REPAIRED-RESIDUALS  $\leftarrow$  decoded[ $j$ ]
24: function AFFIX-FRAGMENTS(SIGNATURES, Z-FRAGMENTS, z)
25:   for all f in Z-FRAGMENTS and signatures s in SIGNATURES do.
26:     if there exist  $i, j$  such that  $\mathbf{s} = \mathbf{f}[i : i + c \log m - 1] = \text{SIGNATURES}[j]$  then
27:        $\mathbf{z}[j - i : j - i + |\mathbf{f}| - 1] \leftarrow \mathbf{f}$ 
28:       Delete f from Z-FRAGMENTS
29:   return Z-FRAGMENTS, z
30: function PAD(s)
31:    $\mathbf{s} \leftarrow \mathbf{s} \circ 1$ 
32:   while  $|\mathbf{s}| < c \log m$  do  $\mathbf{s} \leftarrow \mathbf{s} \circ 0$ 
33:   return s
34: function DE-PAD(s)
35:   while  $\mathbf{s}[1] = 0$  do remove the first bit from s
36:   return  $\mathbf{s}[1 : |\mathbf{s}| - 1]$ 

```
