

ON MEMORIZATION AND PRIVACY RISKS OF SHARPNESS AWARE MINIMIZATION

Young In Kim

Department of Computer Science
Purdue University
West Lafayette, IN 47906
kim3531@purdue.edu

Pratiksha Agrawal

Department of Computer Science
Purdue University
West Lafayette, IN 47906
agraw180@purdue.edu

Johannes O. Royset

Department of Operations Research
Naval Postgraduate School
Monterey, CA 93943
joroyset@nps.edu

Rajiv Khanna

Department of Computer Science
Purdue University
West Lafayette, IN 47906
rajivak@purdue.edu

ABSTRACT

In many recent works, there is an increased focus on designing algorithms that seek flatter optima for neural network loss optimization as there is empirical evidence that it leads to better generalization performance in many datasets. In this work, we dissect these performance gains through the lens of data memorization in overparameterized models. We define a new metric that helps us identify which data points specifically do algorithms seeking flatter optima do better when compared to vanilla SGD. We find that the generalization gains achieved by Sharpness Aware Minimization (SAM) are particularly pronounced for atypical data points, which necessitate memorization. This insight helps us unearth higher privacy risks associated with SAM, which we verify through exhaustive empirical evaluations. Finally, we propose mitigation strategies to achieve a more desirable accuracy vs privacy tradeoff.

1 INTRODUCTION

There have been considerable amount of recent works that explore loss optimization that searches for flatter optima (Norton & Royset, 2021; Foret et al., 2020; Wu et al., 2020; Kim et al., 2022; Du et al., 2022; Kwon et al., 2021). Flatness here measures how similar the loss value is for weight perturbations of certain degree around the optima. Significant empirical evidence has demonstrated that methods exploiting flatter optima tend to enjoy better generalization performance. While there have been works on explaining this improvement, these studies look at test accuracy as a monolith, and do not scrutinize on which specific test data points these performance gains come from, and what characterizes these points. In this work, our goal is to bridge this gap through the concept of *memorization*.

Overparameterized neural networks are powerful models capable of achieving close to zero training loss for many datasets. A key insight for this behavior stems from distinguishing ‘learning’ from ‘memorization’ (Feldman, 2020; Feldman & Zhang, 2020). Learning here refers to the classical process of *compressing* the training data into a model that is further used for predictive downstream task. Usually, such compression involves extracting and retaining pertinent information that is shared across groups of data points. For example, such groups may refer to data points sharing a class label, such as pictures of a tiger. The compression or learning task would be to delineate important features from the image that can help identify that the image is of a tiger. This could be made complicated by presence of *atypical* subgroups within groups, such as images of white tigers, which may not be as prevalent in the training data. In the worst case, there may only be a single image of a white tiger that is labeled as a tiger.

We can view deep neural network training as a combination of two tasks. The first task is that of relevant feature extraction or *representation learning*, which we can view as mapping the input space to a new space that is more amenable to the second task of learning classification boundaries. Presence of varying atypical subgroups, such as images of white tigers within images of regular tigers, can muddle up the task of relevant feature extraction for learning, especially if there are not enough number of such atypical data points in the training data. As has been observed by Feldman & Zhang (2020), there is indeed a long tail of such atypical subgroups within several benchmark image datasets.

Even if learning itself may be hard, due to overparameterization, a neural network can still achieve perfect training accuracy by *memorizing* such atypical groups. In the extreme cases, such as outliers or other singleton data points that do not represent a (sub)group, non-generalizable features may be extracted and retained. For small subgroups, the training will involve discerning important subpatterns. The identification of such sub-patterns lies somewhere in between on the spectrum of perfect learning and perfect memorization. Indeed, even singleton images may have some generalizable features. For a test data point, one can estimate the effect of generalization impact of a training data point by its influence score (2) which approximates the change in prediction scores on the test data point if the training data point was removed from the training data before the model was trained.

Given the long tail of atypical examples in benchmark image datasets, and the corresponding significant improvement in generalization when using algorithms that seek wider minima, we show that there is a significant link between the two. This may seem counterintuitive, since Foret et al. (2020) show that seeking wider minima is robust against arbitrarily corrupted labels. However, the setup of Foret et al. (2020) shows only resistance to memorization of singleton data points, and does not preclude a weaker degree of memorization from subgroups. While some level of memorization may be important for good generalization, this can have unintended unfavorable consequences for privacy in machine learning. This is because higher memorization directly implies one could infer properties of training data from the model itself.

Protecting data privacy in deep learning models has gained considerable amount of interest in recent years. One aspect of privacy focuses on the question of whether certain data point(s) that were used to train the model could be reconstructed or be distinguished from other data that was not used for training. As a measure of privacy risk, many different attack settings have been developed including model extraction attacks (Carlini et al., 2021; Tople et al., 2020), attribute inference attacks (Fredrikson et al., 2015), property inference attacks (Ganju et al., 2018) and membership inference attacks (Shokri et al., 2021). Membership Inference (MI) Attack is one popular attack setup that we focus on in this paper. Given certain data, MI attack tries to predict whether the data was included in the original model’s training data or not. The attack model typically takes the original model’s output vector generated from the data of interest as additional information. A model can be said to have high membership privacy risk if the attack model can achieve high accuracy in classifying membership correctly. The core idea behind this attack is that there exists discernible differences between the output of data points that were in the training set and output of those that weren’t. Sources of privacy risk have not been firmly established, but memorization and overfitting are some common intuitions offered in literature. Based on this, numerous defenses have been proposed to lower the privacy risk while keeping moderate test accuracy. Some works that have shown good trade-off between test accuracy and privacy risk involve instantiating an attack model and using adversarial methods or training multiple models with different partitions of the dataset and combining the models in some way. We focus specifically on unearthing privacy risk from the perspective of flat loss optimization.

Reflecting upon our finding that better generalization performance could come from the ability to generalize better on more memorized training points, we ask whether flatter minima induces higher privacy risk. Evaluation on 4 datasets indicates that this is true for a reasonably small weight perturbation ball around the minima. With this insight, we examine sharper minima as privacy defense mechanism as opposed to a flatter minima. While sharper minima has received relatively less attention in the literature, we discover that there is advantage to this optimization when it comes to protecting membership privacy. Combining this with the issue of over-fitting as source of privacy risk, we propose a new loss function, SharpReg, that exploits sharper minima while regularizing to prevent probabilities from going to extremes.

1.1 CONTRIBUTIONS

Our contributions are the following:

- We employ a novel methodology to dissect SAM’s generalization gains, isolating the impact on data points that rely on varying levels of memorization. Towards this goal, we identify existence of a memorization spectrum via an influence entropy metric (Equation 3), with perfect learning on one end and perfect memorization on the other. This method can be applied universally to assess the generalization performance of any learning algorithm.
- We demonstrate higher membership privacy risk for SAM through extensive experiments as a caution to purely generalization-based search and adaptation of optimization algorithms. To the best of our knowledge, our work is the first to empirically explore an explicit link between flat-minima-seeking optimization algorithm and membership privacy.
- We propose mitigation strategies to achieve a more acceptable trade-off between generalization performance and privacy risk of SAM. Since our method is simple loss optimization, it can be efficiently trained and is highly extendable.

2 BACKGROUND & PRELIMINARIES

Memorization & Influence scores For a training algorithm \mathcal{A} and model h which is trained using dataset $\mathcal{D} = ((x_1, y_1), \dots, (x_n, y_n))$, the amount of label memorization by \mathcal{A} on a sample $(x_i, y_i) \in \mathcal{D}$ is defined by Feldman (2020) by equation (1). Here, $\mathcal{D}' = \mathcal{D} \setminus (x_i, y_i)$.

$$mem(\mathcal{A}, \mathcal{D}, i) := \Pr_{h \leftarrow \mathcal{A}(\mathcal{D})}[h(x_i) = y_i] - \Pr_{h \leftarrow \mathcal{A}(\mathcal{D}')}[h(x_i) = y_i] \quad (1)$$

In this paper, we will be following the definition given by Feldman & Zhang (2020) for estimating the influence of training example (x_i, y_i) on test example (x'_j, y'_j) using equation (2):

$$infl(\mathcal{A}, \mathcal{D}, i, j) = \Pr_{h \leftarrow \mathcal{A}(\mathcal{D})}[h(x'_j) = y'_j] - \Pr_{h \leftarrow \mathcal{A}(\mathcal{D}')}[h(x'_j) = y'_j] \quad (2)$$

Sharpness Aware Minimization (SAM) Consider a model $f : X \rightarrow Y$ parameterized by a weight vector w and a per-sample loss function $l : W \times X \times Y \rightarrow \mathbb{R}_+$. Given a sample $S = \{(x_1, y_1), \dots, (x_n, y_n)\}$ sampled i.i.d. from a data distribution \mathcal{D} , the training loss is defined as $L_S(w) = \frac{1}{n} \sum_{i=1}^n l(y_i, f(x_i, w))$. Sharpness Aware Minimization combines traditional loss with sharpness term to minimize the difference between maximum loss in the vicinity (say a Ball of radius $\rho : B(\rho)$) of the current minima. Formally, it is defined as the following:

$$\begin{aligned} \min_w L_S(w) + [\max_{\epsilon \in B(\rho)} L_S(w + \epsilon) - L_S(w)] \\ = \min_w \max_{\epsilon \in B(\rho)} L_S(w + \epsilon) \end{aligned}$$

There are many variants of SAM in the literature that enhance the idea proposed by SAM (Kwon et al., 2021; Abbas et al., 2022; Du et al., 2021; Zhong et al., 2022; Sun et al., 2023; Du et al., 2022).

2.1 MEMBERSHIP INFERENCE ATTACKS

Lets say that a classifier was learnt as $f(x; \theta)$ from a training dataset D_{train} . We call this learnt model as the victim model V . Also, there is an attacker A who has access to an exact sample data point x and the learnt model V . Under the definition of MI attack, A infers whether $x \in D_{train}$ or not. Based on the attacker’s knowledge, there are many variations of the attack (Hu et al., 2022).

Direct Single-query attacks The most commonly used MI attack is directly querying the target sample and using the statistics returned by the model to predict members and non-members of the training data with reasonable accuracy (Shokri et al., 2021; Murakonda & Shokri, 2020; Nasr et al., 2019; Zhang et al., 2021; Long et al., 2017; Sablayrolles et al., 2019; Yeom et al., 2020). Further details are in the Appendix A.2.

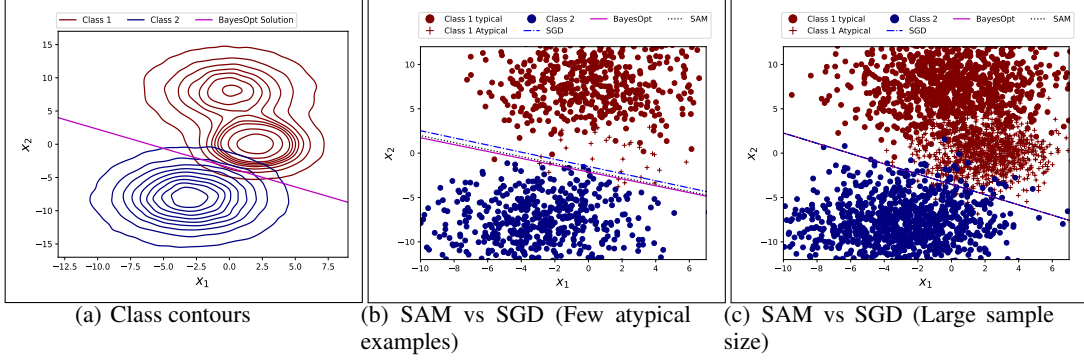


Figure 1: A toy construction illustrating the generalization ability of SAM over SGD for atypical examples. Fig (a) shows class density contours of a two-class, 2-dimensional classification problem, along with the Bayes Optimal solution. The red class has two ‘clusters’, one representing typical examples and one representing atypical examples. Fig (b) shows an instance of data sampled from densities shown in (a); the larger cluster of red dots represent typical examples in the red class, and the red ‘+’ points represent a lot fewer atypical examples. SAM generalizes better than SGD in this case. Fig (c) shows that if there are enough samples generated from both typical and atypical clusters, SAM and SGD coincide with the Bayes Optimal classifier.

Indirect Multi-query attacks Also known as the ‘label-only attacks’ because unlike the single query attack, the attacker can query multiple samples which are indirectly related to the target sample x and use the predictions on these multiple queries to infer the membership of the sample x (Hu et al., 2022; Li & Zhang, 2021; Long et al., 2018; Zhang et al., 2022). These multiple queries can extract additional information as a training sample influences the model prediction both on itself and other samples in its neighborhood. The main intuition behind the label-only attacks is that the model’s accuracy and confidence in classifying samples near the member data should surpass its accuracy in classifying samples near the non-member data. In other words, members are expected to demonstrate greater robustness to any perturbation compared to non-members (Hu et al., 2022).

Defenses against MI attacks There are many defenses which are explicitly designed to defend against MI attacks (Tang et al., 2022; Zheng et al., 2021; Nasr et al., 2018; Shejwalkar & Houmansadr, 2021; Huang et al., 2021; Jia et al., 2019) while other algorithms implicitly introduce privacy against MI attacks like dropout, early stopping, label smoothening (Szegedy et al., 2016), Maximum Mean Discrepancy (Li & Zhang, 2021) and have been studied as defenses. Many explicitly designed methods make algorithmic changes, for example by adding noise as Differential Privacy Abadi et al. (2016) and MemGuard Jia et al. (2019), or use knowledge distillation based technique such as SELENA (Tang et al., 2022). Our goal in this paper is to focus on identifying memorization aspects of SAM and mitigating them. Our focus is not to compete with these other methods, albeit we conjecture that the sharpness-aware techniques we propose could be combined with these techniques to improve them.

3 MEMORIZATION AND FLATNESS OF OPTIMA

3.1 MOTIVATION: A TOY EXAMPLE

In this section, we provide a simple toy construction that illustrates how SAM can achieve better generalization performance vs vanilla SGD. The example is illustrated in Figure 1. The data is generated from two-dimensional densities illustrated in Figure 1(a). The densities are supported in two dimensions labelled as x_1 and x_2 . There are two classes - the red class and the blue class. Figure 1(a) also shows the Bayes Optimal classifier. The red class has two ‘clusters’, one representing the typical examples (e.g. yellow tigers labelled as tigers), and the other representing the atypical examples (e.g. white tigers labelled as tigers). The data is sampled in such a way that we have several samples from the typical cluster, while there are only a few samples from the atypical cluster in the red class.




Figure 2: Test images (boxed) from buckets 1 and 5 and their respective top-10 influential training images. For each object the top row is an image from bucket 1 and the bottom row is an image from bucket 5. For bucket 1 images (higher memorization, top row), notice that the images are atypical for their classes, and there is a near duplicate in the training data that was important for generalizing on this test image. For bucket 5 images, on the other hand, the top influential images are reminiscent of the test image at a conceptual level.

This is shown in Figure 1(b). Figure 1(b) further shows that seeking flatter minima using the SAM optimizer learns a classifier that is closer to the Bayes Optimal classifier than the classifier learnt using vanilla SGD, and thus the former generalizes better. This difference in performance vanishes in Figure 1(c) when we have a large sample size for the atypical examples as well.

This toy construction shows that one possible reason that SAM and SAM-like algorithms can perform better is if they tend to memorize more than vanilla SGD. In other words, the gain in generalization could potentially come from those atypical data subgroups. In the next subsection, we empirically verify this conjecture for the CIFAR-100 dataset and SAM.

3.2 SAM’S GENERALIZATION GAIN AND MEMORIZATION

In this section, we aim to empirically dig deeper into the generalization performance gap between SAM and SGD by enumerating it at a finer granularity on the test data points, as opposed to just looking at the overall performance on the test set. We focus on the CIFAR-100 dataset. To do this, we use the influence scores calculated by Feldman & Zhang (2020)¹. To evaluate the influence of any given training point on any particular test point for a model, one could remove that training data point, re-train the model and evaluate the difference in prediction probabilities on that test point. This is also called the Leave-One-Out (LOO) score given by equation (2). It is prohibitively expensive to evaluate these scores exhaustively for every training and test data point pair. Feldman & Zhang (2020) uses some clever sampling tricks to approximate these influence scores. They also calculate self-influence, or memorization scores for each training data point as a proxy for the change in prediction on a training point if it were to be removed from the training dataset. A higher memorization score for a training data point indicates a higher likelihood of it belonging to an atypical subgroup or even being a singleton in the worst case, and vice versa.

Our approach is to construct a metric that divides the test data points into groups based on the amount of memorization required for predicting them under traditional SGD learning. We then compare the performance on each group. We compare three learning algorithms on CIFAR-100 dataset: vanilla SGD, SAM, and SWA (Stochastic Weight Averaging (Wu et al., 2020)). SWA utilizes weight averaging across epochs while training. It implicitly seeks wider minima and achieves test performance similar to that of SAM. For SAM, we use $\rho = 0.1$ throughout the paper.

¹We adopt precomputed influence scores and memorization scores on Cifar100 from <https://pluskid.github.io/influence-memorization/>

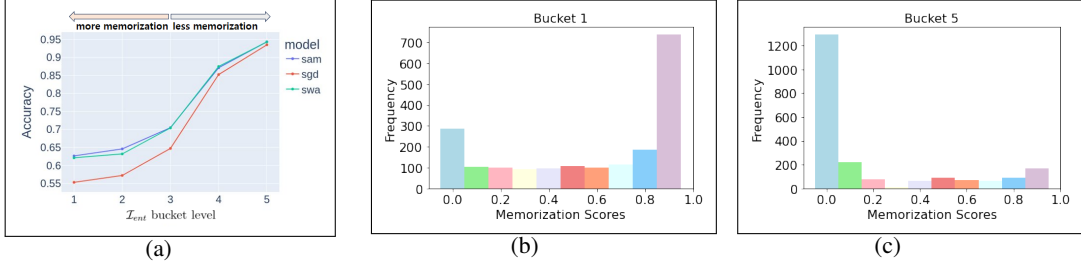


Figure 3: (a): Test accuracy on \mathcal{I}_{ent} groups as evaluated by (3). (b) and (c): Distribution of top-1 memorization scores for bucket 1 and bucket 5.

For each test point, we evaluate the entropy of the influence scores of the entire training points belonging to the same class as a representative value of how much memorization that test data point required. The idea is that test data points that require a great deal of memorization would be *greatly influenced* by only a few training data points (low entropy). Conversely, test data points that rely less on memorization would have influence scores more *evenly spread out* (high entropy) across training data points. Due to computational burden of generating influence scores of all train-test pairs, we only look at the influence scores of training points belonging to the same class for a given test point.

For each test point i , the entropy \mathcal{I}_{ent} is calculated as:

$$\mathcal{I}_{ent}[i] = - \sum_{j=1}^m p_{i,j} \log(p_{i,j}), \text{ where } p_{i,j} = \frac{infl(i,j)}{\sum_{k=1}^m infl(i,k)} \quad (3)$$

m is the number of training points in the same class as the test point i (For instance, $m = 500$ for CIFAR-100).

We group test data points into 5 buckets in the order of lowest \mathcal{I}_{ent} to highest \mathcal{I}_{ent} . We present some test images and their top-10 influential training images in Figure 2 from bucket 1 and bucket 5. The figure illustrates that images from bucket 1 tend to be atypical images (e.g. bicycle alongside people, bottle held by a hand, white tiger) for their respective labels while images from bucket 5 tend to be more typical images (bicycle, bottle, orange tiger). For quantitative verification, we plot the distribution of memorization score of highest influencing training points for images from each bucket. Recall that memorization score is self-influence score for a training data point and approximates how much the model output would change for a specific training data point had the model been trained without that data point. We observe that lower numbered buckets are influenced by training points with higher memorization scores than higher numbered buckets (See Figures 3(b), 3(c)). The results for other buckets interpolate between those of bucket 1 and 5, and are skipped for brevity.

We compare the generalization gains of SAM and SWA against SGD on each of these buckets². Figure 5(c) shows that for test data points in bucket 5, there is minimal performance gain, while for bucket 1, there is a more significant gain with other buckets interpolating in between. Thus, the performance gains of SAM/SWA can be attributed to more atypical data points which need more memorization. As such, one expects more privacy leaks from such models. Note that the buckets and memorization tendencies were calculated based on the models trained by SGD. It could be possible that SAM-like algorithms learn representations which encourage lesser memorization. But as observed by Feldman & Zhang (2020), and as also confirmed by our privacy leaks experiments, these memorization and influence scores are largely a property of the data, rather than that of model architectures or other variations in the training. Further, the connection between SAM’s generalization and memorization also hints that if the dataset largely consists of the kind of data points that exist in bucket 5 (low memorization), then we may not see such generalization gains. Andriushchenko et al. (2023) suggested little or no correlation between flatter minima and generalization in their experiments when varying certain hyperparameters.

²We do not use image transformations (e.g. random crop, rotations) to observe results without data augmentation. In later experiments we do use standard image transformations, but the trend is common both ways

Table 1: Privacy vs Generalization tradeoff for SGD, SAM, and SharpReg (Higher query/label accuracy is worse for privacy).

Dataset	Algo	Test Acc	Single-query Acc	Multi-query Acc
CIFAR-100	SGD	79.92% ($\pm 0.4\%$)	76.68% ($\pm 0.38\%$)	69.18% ($\pm 0.14\%$)
	SAM	82.04% ($\pm 0.32\%$)	79.09% ($\pm 0.56\%$)	65.41% ($\pm 0.1\%$)
	SharpReg	75.86% ($\pm 0.24\%$)	59.64% ($\pm 0.69\%$)	60.15% ($\pm 0.56\%$)
CIFAR-10	SGD	95.88% ($\pm 0.16\%$)	59.05% ($\pm 0.3\%$)	56.36% ($\pm 0.12\%$)
	SAM	96.54% ($\pm 0.06\%$)	61.32% ($\pm 0.35\%$)	54.01% ($\pm 0.07\%$)
	SharpReg	93.58% ($\pm 0.29\%$)	53.30% ($\pm 0.64\%$)	53.68% ($\pm 0.9\%$)
Purchase-100	SGD	84.95% ($\pm 0.38\%$)	66.30% ($\pm 0.63\%$)	65.27% ($\pm 0.33\%$)
	SAM	84.83% ($\pm 0.4\%$)	66.59% ($\pm 0.86\%$)	65.84% ($\pm 0.24\%$)
	SharpReg	81.34% ($\pm 0.61\%$)	60.51% ($\pm 1.2\%$)	60.64% ($\pm 1.07\%$)
Texas-100	SGD	50.67% ($\pm 0.4\%$)	64.13% ($\pm 1.6\%$)	63.61% ($\pm 1.5\%$)
	SAM	51.50% ($\pm 0.24\%$)	67.39% ($\pm 1.6\%$)	66.27% ($\pm 1.6\%$)
	SharpReg	49.78% ($\pm 0.72\%$)	60.62% ($\pm 1.1\%$)	59.27% ($\pm 0.69\%$)

4 PRIVACY RISKS OF SAM

Based on the memorization trends discovered in Section 3.2 for optimization algorithms seeking wider minima, we examine whether SAM suffers from higher privacy risk by comparing the membership attack accuracy (refer to Section 2.1) on SAM and SGD trained models across four different benchmark datasets. We utilize target models that are widely employed in studies on membership inference attacks and defenses. Like other similar works, we assume that the attacker has access to some portion of the training data and non-training data that it uses to train the attack models.

Datasets We use CIFAR-10, CIFAR-100 and Purchase-100 and Texas-100. We follow Tang et al. (2022) to determine the partition between training and test data and to determine the subset that constitutes attacker’s prior knowledge³. The details about the datasets can be found in Appendix B and about the experimental setup in Appendix C.

Target Models For CIFAR-100 and CIFAR-10, we use WideResNet (WRN) (Zagoruyko & Komodakis, 2016) with 16 layer depth and 8 as width factor. For Purchase-100 and Texas-100, we follow the setting in Tang et al. (2022) and use a 4-layer fully connected neural network with layer sizes [1024, 512, 256, 100].

Methods We train models for sufficient number of epochs and choose the model with highest validation accuracy on a held-out validation set. We then employ different attack methods to evaluate the attack accuracy on the target model. We analyze the test accuracy and best attack accuracy values for direct single query attacks (DSQ) and multi query attacks. The details about the hyperparameters can be found in Appendix C.

Results The results are reported in Table 1. We report the mean and standard deviation over 5 randomized runs with different attack data splits. We observe that while SAM achieves higher generalization performance, it also demonstrates higher attack accuracy (i.e., higher tendency towards privacy leaks). This behavior is consistent across all the datasets that we test on. For further reliability we report consistent results using different architectures in Appendix E.

5 MITIGATING PRIVACY RISKS

In this section, we discuss techniques to mitigate the privacy risks associated with SAM.

³We adopt and extend the code in <https://github.com/inspire-group/MIAdefenseSELENA>

Table 2: Comparison of membership privacy and accuracy for SAM and SharpReg on SGD (% change)

Dataset	Defense	Test acc diff	DSQ attack diff	Label-only attack diff
	SGD	+0.0%	+0.0%	+0.0%
CIFAR-100	SAM	+2.65%	+3.14%	-5.45%
	SharpReg	-5.08%	-22.22%	-13.05%
CIFAR-10	SAM	+0.69%	+3.84%	-4.17%
	SharpReg	-2.4%	-9.74%	-4.76%
Purchase-100	SAM	-0.14%	+0.44%	+0.87%
	SharpReg	-4.25%	-8.73%	-7.09%
Texas-100	SAM	+1.64%	+5.08%	+4.18%
	SharpReg	-1.76%	-5.47%	-6.82%

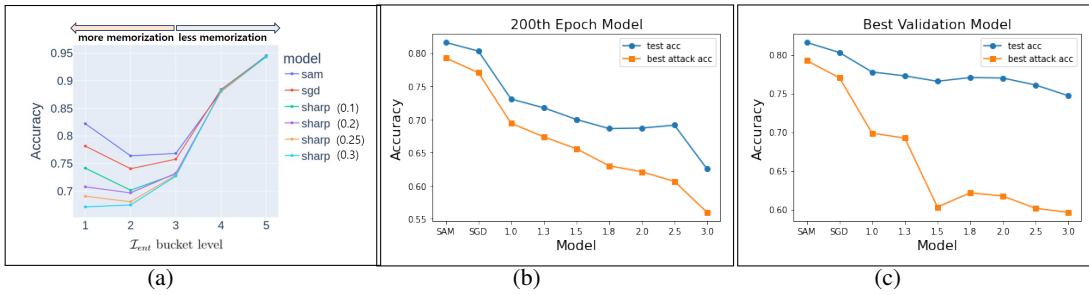


Figure 4: Tradeoffs of sharper minima by varying λ as defined in Equation (4) for CIFAR-100. Higher (test) accuracy is better, lower attack accuracy is better. (a) Higher sharpness implies lower memorization (b) Higher sharpness implies lower generalization and lower privacy risk (c) Higher sharpness can be combined with early stopping to achieve a better generalization vs privacy tradeoff.

5.1 SHARPNESS VS PRIVACY TRADEOFF

If seeking flatter minima leads to more memorization (and hence, more privacy risks), what if we seek sharper minima instead? With this insight, we devise a new objective:

$$\min_w L(w) - \lambda \left[\max_{\epsilon \in B(\rho)} L(w + \epsilon) - L(w) \right] \quad (4)$$

Equation (4) modifies the loss minimization objective to seek minima that are sharper than what vanilla SGD would lead to. The sharpness itself is controlled by the hyperparameter λ , and higher values of λ means sharper minima. Fig 4(a) illustrates how the generalization performance changes across the entropy buckets for CIFAR-100 for different values of λ ⁴. We see a clear trend – sharper minima tend to memorize less.

This further allows us to use the sharpness level λ as a knob for generalization vs privacy tradeoff. This is illustrated in Figure 4(b) for CIFAR-100, where increasing lambda decreases test accuracy, but at the same time there is a corresponding decrease in privacy attack accuracy too. For this experiment, we ran the models to 200 epochs. However, we observed that if we use a validation set to select the best test accuracy, we can land on better attack accuracy, as illustrated in Figure 4(c). This reinforces the importance of early stopping, even for finding a good tradeoff between test accuracy and membership privacy risk. Early stopping hinders complete training on the training data, and achieves a better tradeoff. This implies that reaching 100 percent training accuracy is not ideal for our tradeoff. This could be explained as follows. We conjecture that each data point has generalizable and non-generalizable features. Clearly, only learning on the former will give better tradeoff. If training proceeds to learn the former features first, we should get better tradeoff which is what we observe. Motivated by this observation, we design another cost function that obviates early stopping by motivating a non-zero training-loss training.

5.2 PROPOSED NEW METHOD

We propose a new loss function, SharpReg, that searches for a sharper minima while motivating non-zero final training loss. We have the objective:

$$\min_w L(w) - \lambda \left[\max_{\epsilon \in B(\rho)} L(w + \epsilon) - L(w) \right] - \xi L(w) \quad (5)$$

$$= \min_w (1 + \lambda - \xi) L(w) - \lambda \max_{\epsilon \in B(\rho)} L(w + \epsilon) \quad (6)$$

The first term is the traditional training loss. The second term is the sharpness term. The third term controls for overfitting, and is a proxy to early stopping. When trained until zero training loss, the prediction vector is more prone to membership attack due to the extreme probabilities assigned to data points belonging to the training dataset. The third term assigns some mitigating effect in this aspect despite some loss in generalization performance. This is illustrated in Figure 5(b) for fixed $(\rho = 0.01, \lambda = 1.5)$ (the behavior is similar for other values of λ). We note here, however, that model training can break if ξ is too large and that adjusting ξ cannot lower the privacy risk to arbitrarily low levels. We find it better to fine-tune (ρ, λ) first and then adjust ξ value for control over more fine-grained trade-off. We note that our loss function could be simplified to use 2 hyperparameters. We discuss this in more detail in Appendix C.4.1.

For our implementation, we adopt a straight-forward variant of the first order approximation method of Foret et al. (2020). We tune the hyperparameters to obtain a good tradeoff between memorization and test accuracy. Post-tuning with hyperparameters, $(\rho = 0.01, \lambda = 1.5, \xi = 0.3)$, the generalization on various entropy buckets is illustrated in Figure 5(a) which shows that the gap in test accuracy is larger for lower buckets with test data points that depend more on memorized training data points while high test accuracy is preserved for upper buckets with test data points that depend less on memorized training data points.

We report differences between test accuracy and attack accuracy for SAM and our method against traditional SGD optimization in Table 2. The values in the table indicates percentage increase or decrease when compared with SGD. For all the datasets, we consistently find that SAM achieves

⁴For sharper minima, we found small ρ value to be useful. We use $\rho = 0.01$ for our experiments

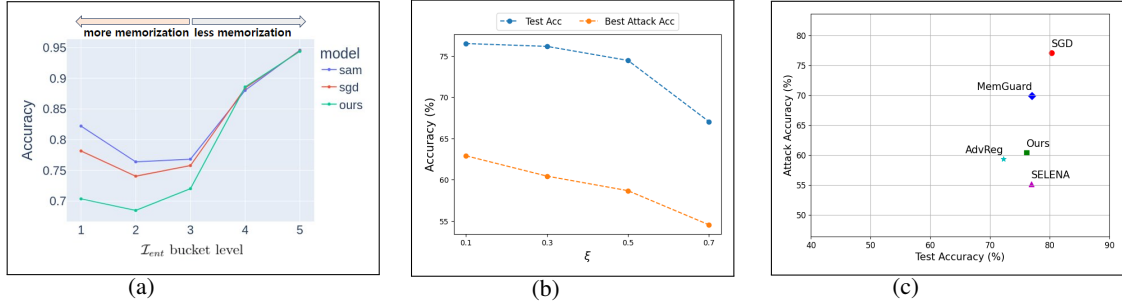


Figure 5: All experiments are on CIFAR-100. (a): Test accuracy on different \mathcal{T}_{ent} levels for SAM, SGD, and SharpReg. (b): Change in test accuracy and attack accuracy with different values of ξ . (c): Comparison between various defenses

increase in test accuracy but also displays increase in membership inference attack accuracy. The proposed method finds reasonable tradeoffs on the test accuracy vs attack accuracy spectrum. e.g., for CIFAR-100, while test accuracy falls 5.08%, DSQ attack accuracy falls 22.22% and multi query attack accuracy falls 13.05%.

We compare our method with other standard privacy defenses - AdvReg (Nasr et al., 2018), MemGuard (Jia et al., 2019), and SELENA (Tang et al., 2022). Although explicit defense is not our goal and our method is based on only on simple optimization cost function modifications that does not require instantiation of attack models or training of multiple models on different partitions for self-distillation like some of these defense techniques, our loss optimization yields comparable tradeoffs. We illustrate our result for CIFAR-100 in Figure 5(c). Since our proposed modifications are purely based on altering optimization cost functions, combining them with other methods could lead to even better tradeoffs.

6 CONCLUSION AND FUTURE WORK

We have analyzed sharpness-aware minimization at a finer granularity level than before through the lens of memorization as a cautionary warning to adopting and adapting new optimization algorithms purely based on generalization performance. However, the proposed entropy metric is *post-hoc*. For CIFAR-100 that we analyzed, calculation of this metric required training of 4000 ResNet-50 models. While the insights we generate on memorization are useful, the proposed metric is not directly useful, which is why we have to settle for proxy cost functions that encourage less memorization. In future work, we hope to work towards identifying data points and features with less vs more memorization using more tractable approaches. Further, we would like to explore impact of sharpness-based SharpReg to privacy defense algorithms such as SELENA.

REFERENCES

- Martin Abadi, Andy Chu, Ian Goodfellow, H Brendan McMahan, Ilya Mironov, Kunal Talwar, and Li Zhang. Deep learning with differential privacy. In *Proceedings of the 2016 ACM SIGSAC conference on computer and communications security*, pp. 308–318, 2016.
- Momin Abbas, Quan Xiao, Lisha Chen, Pin-Yu Chen, and Tianyi Chen. Sharp-maml: Sharpness-aware model-agnostic meta learning. In *International Conference on Machine Learning*, pp. 10–32. PMLR, 2022.
- Maksym Andriushchenko, Francesco Croce, Maximilian Müller, Matthias Hein, and Nicolas Flammarion. A modern look at the relationship between sharpness and generalization, 2023.
- Wieland Brendel, Jonas Rauber, and Matthias Bethge. Decision-based adversarial attacks: Reliable attacks against black-box machine learning models. *arXiv preprint arXiv:1712.04248*, 2017.
- Nicholas Carlini, Florian Tramèr, Eric Wallace, Matthew Jagielski, Ariel Herbert-Voss, Katherine Lee, Adam Roberts, Tom B Brown, Dawn Song, Ulfar Erlingsson, et al. Extracting training data from large language models. In *USENIX Security Symposium*, volume 6, 2021.

- Junbum Cha, Sanghyuk Chun, Kyungjae Lee, Han-Cheol Cho, Seunghyun Park, Yunsung Lee, and Sungrae Park. Swad: Domain generalization by seeking flat minima. *Advances in Neural Information Processing Systems*, 34:22405–22418, 2021.
- Jianbo Chen, Michael I Jordan, and Martin J Wainwright. Hopskipjumpattack: A query-efficient decision-based attack. In *2020 IEEE Symposium on Security and Privacy (SP)*, pp. 1277–1294. IEEE, 2020.
- Christopher A Choquette-Choo, Florian Tramer, Nicholas Carlini, and Nicolas Papernot. Label-only membership inference attacks. In *International conference on machine learning*, pp. 1964–1974. PMLR, 2021.
- Jiawei Du, Hanshu Yan, Jiashi Feng, Joey Tianyi Zhou, Liangli Zhen, Rick Siow Mong Goh, and Vincent YF Tan. Efficient sharpness-aware minimization for improved training of neural networks. *arXiv preprint arXiv:2110.03141*, 2021.
- Jiawei Du, Zhou Daquan, Jiashi Feng, Vincent Tan, and Joey Tianyi Zhou. Sharpness-aware training for free. In Alice H. Oh, Alekh Agarwal, Danielle Belgrave, and Kyunghyun Cho (eds.), *Advances in Neural Information Processing Systems*, 2022.
- Vitaly Feldman. Does learning require memorization? a short tale about a long tail. In *Proceedings of the 52nd Annual ACM SIGACT Symposium on Theory of Computing*, pp. 954–959, 2020.
- Vitaly Feldman and Chiyuan Zhang. What neural networks memorize and why: Discovering the long tail via influence estimation. *Advances in Neural Information Processing Systems*, 33:2881–2891, 2020.
- Pierre Foret, Ariel Kleiner, Hossein Mobahi, and Behnam Neyshabur. Sharpness-aware minimization for efficiently improving generalization. *arXiv preprint arXiv:2010.01412*, 2020.
- Matt Fredrikson, Somesh Jha, and Thomas Ristenpart. Model inversion attacks that exploit confidence information and basic countermeasures. In *Proceedings of the 22nd ACM SIGSAC conference on computer and communications security*, pp. 1322–1333, 2015.
- Karan Ganju, Qi Wang, Wei Yang, Carl A Gunter, and Nikita Borisov. Property inference attacks on fully connected neural networks using permutation invariant representations. In *Proceedings of the 2018 ACM SIGSAC conference on computer and communications security*, pp. 619–633, 2018.
- Hongsheng Hu, Zoran Salicic, Lichao Sun, Gillian Dobbie, Philip S Yu, and Xuyun Zhang. Membership inference attacks on machine learning: A survey. *ACM Computing Surveys (CSUR)*, 54(11s):1–37, 2022.
- Hongwei Huang, Weiqi Luo, Guoqiang Zeng, Jian Weng, Yue Zhang, and Anjia Yang. Damia: leveraging domain adaptation as a defense against membership inference attacks. *IEEE Transactions on Dependable and Secure Computing*, 19(5):3183–3199, 2021.
- Pavel Izmailov, Dmitrii Podoprikin, Timur Garipov, Dmitry Vetrov, and Andrew Gordon Wilson. Averaging weights leads to wider optima and better generalization. *arXiv preprint arXiv:1803.05407*, 2018.
- Jinyuan Jia, Ahmed Salem, Michael Backes, Yang Zhang, and Neil Zhenqiang Gong. Memguard: Defending against black-box membership inference attacks via adversarial examples. In *Proceedings of the 2019 ACM SIGSAC conference on computer and communications security*, pp. 259–274, 2019.
- Minyoung Kim, Da Li, Shell X Hu, and Timothy Hospedales. Fisher SAM: Information geometry and sharpness aware minimisation. In Kamalika Chaudhuri, Stefanie Jegelka, Le Song, Csaba Szepesvari, Gang Niu, and Sivan Sabato (eds.), *Proceedings of the 39th International Conference on Machine Learning*, volume 162 of *Proceedings of Machine Learning Research*, pp. 11148–11161. PMLR, 17–23 Jul 2022.
- Jungmin Kwon, Jeongseop Kim, Hyunseo Park, and In Kwon Choi. Asam: Adaptive sharpness-aware minimization for scale-invariant learning of deep neural networks. In Marina Meila and Tong Zhang (eds.), *Proceedings of the 38th International Conference on Machine Learning*, volume 139 of *Proceedings of Machine Learning Research*, pp. 5905–5914. PMLR, 18–24 Jul 2021.
- Zheng Li and Yang Zhang. Membership leakage in label-only exposures. In *Proceedings of the 2021 ACM SIGSAC Conference on Computer and Communications Security*, pp. 880–895, 2021.
- Yunhui Long, Vincent Bindschaedler, and Carl A Gunter. Towards measuring membership privacy. *arXiv preprint arXiv:1712.09136*, 2017.
- Yunhui Long, Vincent Bindschaedler, Lei Wang, Diyue Bu, Xiaofeng Wang, Haixu Tang, Carl A Gunter, and Kai Chen. Understanding membership inferences on well-generalized learning models. *arXiv preprint arXiv:1802.04889*, 2018.

- Sasi Kumar Murakonda and Reza Shokri. MI privacy meter: Aiding regulatory compliance by quantifying the privacy risks of machine learning. *arXiv preprint arXiv:2007.09339*, 2020.
- Milad Nasr, Reza Shokri, and Amir Houmansadr. Machine learning with membership privacy using adversarial regularization. In *Proceedings of the 2018 ACM SIGSAC conference on computer and communications security*, pp. 634–646, 2018.
- Milad Nasr, Reza Shokri, and Amir Houmansadr. Comprehensive privacy analysis of deep learning: Passive and active white-box inference attacks against centralized and federated learning. In *2019 IEEE symposium on security and privacy (SP)*, pp. 739–753. IEEE, 2019.
- Matthew D Norton and Johannes O Royset. Diametrical risk minimization: Theory and computations. *Machine Learning*, pp. 1–19, 2021.
- Alexandre Sablayrolles, Matthijs Douze, Cordelia Schmid, Yann Ollivier, and Hervé Jégou. White-box vs black-box: Bayes optimal strategies for membership inference. In *International Conference on Machine Learning*, pp. 5558–5567. PMLR, 2019.
- Ahmed Salem, Yang Zhang, Mathias Humbert, Pascal Berrang, Mario Fritz, and Michael Backes. MI-leaks: Model and data independent membership inference attacks and defenses on machine learning models. *arXiv preprint arXiv:1806.01246*, 2018.
- Virat Shejwalkar and Amir Houmansadr. Membership privacy for machine learning models through knowledge transfer. In *Proceedings of the AAAI conference on artificial intelligence*, volume 35, pp. 9549–9557, 2021.
- Reza Shokri, Marco Stronati, Congzheng Song, and Vitaly Shmatikov. Membership inference attacks against machine learning models. In *2017 IEEE symposium on security and privacy (SP)*, pp. 3–18. IEEE, 2017.
- Reza Shokri, Martin Strobel, and Yair Zick. On the privacy risks of model explanations. In *Proceedings of the 2021 AAAI/ACM Conference on AI, Ethics, and Society*, pp. 231–241, 2021.
- Liwei Song and Prateek Mittal. Systematic evaluation of privacy risks of machine learning models. In *USENIX Security Symposium*, volume 1, pp. 4, 2021.
- Hao Sun, Li Shen, Qihuang Zhong, Liang Ding, Shixiang Chen, Jingwei Sun, Jing Li, Guangzhong Sun, and Dacheng Tao. Adasam: Boosting sharpness-aware minimization with adaptive learning rate and momentum for training deep neural networks. *arXiv preprint arXiv:2303.00565*, 2023.
- Christian Szegedy, Vincent Vanhoucke, Sergey Ioffe, Jon Shlens, and Zbigniew Wojna. Rethinking the inception architecture for computer vision. In *Proceedings of the IEEE conference on computer vision and pattern recognition*, pp. 2818–2826, 2016.
- Xinyu Tang, Saeed Mahloujifar, Liwei Song, Virat Shejwalkar, Milad Nasr, Amir Houmansadr, and Prateek Mittal. Mitigating membership inference attacks by {Self-Distillation} through a novel ensemble architecture. In *31st USENIX Security Symposium (USENIX Security 22)*, pp. 1433–1450, 2022.
- Shruti Tople, Amit Sharma, and Aditya Nori. Alleviating privacy attacks via causal learning. In *International Conference on Machine Learning*, pp. 9537–9547. PMLR, 2020.
- Dongxian Wu, Shu-Tao Xia, and Yisen Wang. Adversarial weight perturbation helps robust generalization. *Advances in Neural Information Processing Systems*, 33:2958–2969, 2020.
- Samuel Yeom, Irene Giacomelli, Matt Fredrikson, and Somesh Jha. Privacy risk in machine learning: Analyzing the connection to overfitting. In *2018 IEEE 31st computer security foundations symposium (CSF)*, pp. 268–282. IEEE, 2018.
- Samuel Yeom, Irene Giacomelli, Alan Menaged, Matt Fredrikson, and Somesh Jha. Overfitting, robustness, and malicious algorithms: A study of potential causes of privacy risk in machine learning. *Journal of Computer Security*, 28(1):35–70, 2020.
- Sergey Zagoruyko and Nikos Komodakis. Wide residual networks. *arXiv preprint arXiv:1605.07146*, 2016.
- Chiyuan Zhang, Samy Bengio, Moritz Hardt, Benjamin Recht, and Oriol Vinyals. Understanding deep learning (still) requires rethinking generalization. *Communications of the ACM*, 64(3):107–115, 2021.
- Guangsheng Zhang, Bo Liu, Tianqing Zhu, Ming Ding, and Wanlei Zhou. Label-only membership inference attacks and defenses in semantic segmentation models. *IEEE Transactions on Dependable and Secure Computing*, 2022.

Junxiang Zheng, Yongzhi Cao, and Hanpin Wang. Resisting membership inference attacks through knowledge distillation. *Neurocomputing*, 452:114–126, 2021.

Qihuang Zhong, Liang Ding, Li Shen, Peng Mi, Juhua Liu, Bo Du, and Dacheng Tao. Improving sharpness-aware minimization with fisher mask for better generalization on language models. *arXiv preprint arXiv:2210.05497*, 2022.

A ADDITIONAL RELATED WORKS

A.1 CONNECTION OF FLATTER MINIMA WITH GENERALIZATION GAP

There have been numerous studies (Foret et al., 2020; Izmailov et al., 2018; Cha et al., 2021; Norton & Royset, 2021; Wu et al., 2020) which account for the worst-case empirical risks within neighborhoods in parameter space. Diametrical Risk Minimization (DRM) was first proposed by (Norton & Royset, 2021) and they asserted that the practical and theoretical performance of Empirical Risk Minimization (ERM) tends to suffer when dealing with loss functions that exhibit poor behavior characterized by large Lipschitz moduli and spurious sharp minimizers. They tackled this concern by employing DRM, which offers generalization bounds that are unaffected by Lipschitz moduli, applicable to both convex and non-convex problems. Another algorithm that improves generalization is Sharpness Aware Minimization (SAM) (Foret et al., 2020) which performs gradient descent while regularizing for the highest loss in the neighborhood of radius ρ of the parameter space. (Izmailov et al., 2018) proposed Stochastic Weight Averaging (SWA) that performs averaging of weights with a cyclical or constant learning rate which leads to better generalization than conventional training. They also prove that the optima chosen by the single model is in fact a flatter minima than the SGD solution. Further, (Cha et al., 2021) argues that simply performing the Empirical Risk Minimization (ERM) is not enough to achieve at a good generalization, in particular, domain generalization. Hence, they introduce SWAD which seeks for flatter optima and hence, will generalize well across domain shifts.

A.2 DIRECT SINGLE-QUERY ATTACKS

There are many variants of Direct Single-query attacks (DSQ) based on the approach of the attack and below we describe the ones used in our experiments:

NN-based attack (Shokri et al., 2017; Tang et al., 2022; Nasr et al., 2018) This is the first MI attack proposed by Shokri et al. (2017) where they use a binary classifier to distinguish between the training members and the non-members using the victim model’s behavior on these data points. The adversary can utilize the prediction vectors from the target model and incorporate them along with the one-hot encoded ground truth labels as inputs. Then, they can construct a neural network (I_{NN}) called attack model.

Confidence-based attack (Yeom et al., 2020; Salem et al., 2018; Song & Mittal, 2021) If the highest prediction confidence of an input record exceeds a predetermined threshold, the adversary considers it a member; otherwise, it is inferred as a non-member. This approach is based on the understanding that the target model is trained to minimize prediction loss using its training data, implying that the maximum confidence score of a prediction vector for a training member should be near 1. The attack $I_{conf}()$ is defined as follows:

$$I_{conf}(\hat{p}(y|x)) = \mathbb{1}(\max \hat{p}(y|x) \geq \tau) \quad (7)$$

Here, $\mathbb{1}(\cdot)$ is an indicator function which returns 1 if the predicate inside it holds True else the function evaluates to 0.

Correctness-based attack (Yeom et al., 2020; 2018) If an input record, denoted as x , is accurately predicted by the target model, the adversary concludes that it belongs to the member category. Otherwise, if the prediction is incorrect, the adversary infers that x is a non-member. This inference is guided by the understanding that the target model is primarily trained to achieve accurate predictions on its training data, which might not necessarily translate into reliable generalization when applied to test data. The attack $I_{corr}()$ is defined as follows:

$$I_{corr}(\hat{p}(y|x), y) = \mathbb{1}(\text{argmax } \hat{p}(y|x) = y) \quad (8)$$

Entropy-based attack (Nasr et al., 2019; Song & Mittal, 2021; Tang et al., 2022) When the prediction entropy of an input record falls below a predetermined threshold, the adversary considers it a member. Conversely, if the prediction entropy exceeds the threshold, the adversary infers that the record is a non-member. This inference is based on the observation that there are notable disparities in the prediction entropy distributions between training and test data. Typically, the target model exhibits higher prediction entropy on its test data compared to its training data. The entropy of a prediction vector $p(\hat{y}|x)$ is defined as follows:

$$H(p(\hat{y}|x)) = - \sum_i (p_i \log(p_i)) \quad (9)$$

where p_i is the confidence score in $p(\hat{y}|x)$. Then, the attack I_{entr} is given as:

$$I_{entr}(\hat{p}(y|x), y) = \mathbb{1}(H(p(\hat{y}|x)) \leq \tau) \quad (10)$$

Modified entropy-based attack (Song & Mittal, 2021) Song et al.[15] introduced an enhanced prediction entropy metric that integrates both the entropy metric and the ground truth labels. The modified entropy metric tends to yield lower values for training samples compared to testing samples. To infer membership, either a class-dependent threshold τ_y or a class-independent threshold τ_{attack} is applied.

$$I_{Mentr}(\hat{p}(y|x), y) = \mathbb{1}(Mentr(p(\hat{y}|x)) \leq \tau_y) \quad (11)$$

where $Mentr(p(\hat{y}|x))$ for (x, y) data sample is given by combination of entropy information and ground truth label as:

$$Mentr(p(\hat{y}|x)) = -((1 - p(\hat{y}|x)_y) \log(p(\hat{y}|x)_y) - \sum_{i \neq y} (p(\hat{y}|x)_i \log(1 - p(\hat{y}|x)_i))) \quad (12)$$

A.3 LABEL-ONLY ATTACKS (MULTI-QUERY ATTACKS)

Also known as the 'multi-query attacks' because unlike the single query attack, the attacker can query multiple samples which are indirectly related to the target sample x and use the predictions on these multiple queries to infer the membership of the sample x (Hu et al., 2022; Li & Zhang, 2021; Long et al., 2018; Zhang et al., 2022). These multiple queries can extract additional information as a training sample influences the model prediction both on itself and other samples in its neighborhood. The main intuition behind the label-only attacks is that the model's accuracy and confidence in classifying samples near the member data should surpass its accuracy in classifying samples near the non-member data. In other words, members are expected to demonstrate greater robustness to any perturbation compared to non-members (Hu et al., 2022). Below we describe the multi-query attack setups used in our experiments, adopted from (Tang et al., 2022):

Data augmentation attacks This attack was proposed by (Choquette-Choo et al., 2021) where the attacker generates additional data records by using augmentation methods like rotation, translation, adding noise etc. to the target image and query using these set of images, the membership is decided based on the correctness/confidence of the victim model on the set of these images. During the training process, we initially apply image padding and cropping, followed by horizontal flipping with a probability of 0.5, in order to augment the training set. Further, an attacker will query all potential augmented results of a target image sample. For instance, if the padding size for the left and right sides is 4 and the padding size for the top and bottom is also 4, and the size of the cropped image remains the same as the original image, there are $(4 + 4 + 1)$ possible choices for left/right after cropping. Similarly, there are $(4 + 4 + 1)$ possible choices for up/down after cropping. Additionally, considering horizontal flipping, there are 2 possible choices. Consequently, the total number of queries for a target image is $9 \times 9 \times 2 = 162$. Given that the target model demonstrates a higher likelihood of correctly classifying the augmented samples of members compared to non-members, then, the target samples with a sufficient number of correctly classified queries will be recognized as members.

Boundary estimation attacks *Boundary estimation attacks* (Li & Zhang, 2021; Choquette-Choo et al., 2021) is another type of label-only attack where the attacker can either introduce noise to identify adversarial examples that induce the smallest perturbation while altering the predicted label or utilize techniques for finding adversarial examples under the black-box assumption (Brendel et al., 2017; Chen et al., 2020). We use this attack as the label-only attack for our binary feature datasets - Purchase100 and Texas100. We introduce noise into the target sample by randomly flipping a specified number of features (Tang et al., 2022; Choquette-Choo et al., 2021; Li & Zhang, 2021). By setting a threshold on the number of flipped features, we generate numerous noisy samples per target sample for model querying. Subsequently, we conduct an attack by evaluating the percentage of correct predictions on the noisy samples to estimate the boundary. The intuition is that the samples located farther from the classification boundary are more likely to be correctly classified. Thus, the correctness percentage metric on the noisy samples can be employed to approximate the distance to the boundary.

A.4 MI DEFENSES

There are many defenses which are explicitly designed to defend against MI attacks (Tang et al., 2022; Zheng et al., 2021; Nasr et al., 2018; Shejwalkar & Houmansadr, 2021; Huang et al., 2021; Jia et al., 2019) while other algorithms implicitly introduce privacy against MI attacks like dropout, early stopping, label smoothening (Szegedy et al., 2016), Maximum Mean Discrepancy (Li & Zhang, 2021) and have been studied as defenses. *Differential Privacy* (Abadi et al., 2016) was studied in the context of Deep Learning for SGD optimization and is the only existing theoretical defense against all types of privacy attacks. The fundamental concept behind DP-SGD is to enhance privacy protection during model training by employing techniques such as clipping and adding noise to high gradients. This process helps to obfuscate the training data. There are some methods that perform confidence score masking to hide the true confidence scores of the target model. (Jia et al., 2019) proposes *MemGuard* which introduces a meticulously designed noise vector to the prediction vector and alters it to create an adversarial example for the attack model. On the other hand, (Nasr et al., 2018) utilized a min-max privacy game between the defense mechanism and the inference attack, to achieve privacy for the

defense model. Recently, some studies have focused their attention on knowledge distillation (Tang et al., 2022; Zheng et al., 2021; Shejwalkar & Houmansadr, 2021) to achieve significant privacy against MI attacks. (Tang et al., 2022) introduced SELENA which employs self-distillation to train a student model from multiple teacher models that were trained on different subsets of the data.

B DATASETS

Here we introduce the four benchmark datasets used in the experiments and they have been widely used in prior works on MI attacks:

CIFAR-10⁵ This is a benchmark dataset for image classification task. The dataset consists of 60,000 color images of 32x32 size. There are 6,000 images from 10 classes where 5,000 images per class belong to the training dataset and 1,000 images per class belong to the test dataset.

CIFAR-100⁶ The dataset is designed to be more challenging than CIFAR-10 as it contains a greater number of classes and more fine-grained distinctions between objects. There are a total of 60,000 images from 100 classes. Each subclass consists of 600 images, and within each subclass, there are 500 training images and 100 testing images. This distribution ensures a balanced representation of each class in both the training and testing sets.

Purchase-100⁷ This a 100 class classification task with 197,324 data samples and consists of 600 binary feature; each dimension corresponds to a product and its value states if corresponding customer purchased the product; the corresponding label represents the shopping habit of the customer. We use the pre-processed and simplified version provided by (Shokri et al., 2017) and used by (Tang et al., 2022).

Texas-100⁸ This dataset is based on the Hospital Discharge Data public files with information about inpatients stays in several health facilities released by the Texas Department of State Health Services from 2006 to 2009. We used a preprocessed and simplified version of this dataset provided by (Shokri et al., 2017) and used by (Tang et al., 2022) which is composed of 67,330 data samples with 6,170 binary features. Each feature represents a patient’s medical attribute like the external causes of injury, the diagnosis and other generic information. The classification task is to classify patients into 100 output classes which represent the main procedure that was performed on the patient.

C EXPERIMENTAL SETUP

C.1 \mathcal{I}_{ent} EXPERIMENT

Here we discuss how test data points were grouped into 5 buckets according to different \mathcal{I}_{ent} levels. Bucket 5 contains highest \mathcal{I}_{ent} level, and is composed of test points where all 500 training points have 0 influence score. This means that the prediction output for that test point does not change had the model been trained without any one particular training data point. Because influence scores for all training points are equal, these test points have highest \mathcal{I}_{ent} ⁹. Figure 6(a) displays distribution of \mathcal{I}_{ent} for remaining test data points. We group those above 6.1 into bucket 4. For the rest of the points, we calculate the mean and standard deviation and use them for grouping. We group points below -0.4σ from the mean into bucket 1, points between -0.4σ and 0.4σ into bucket 2, and points above 0.4σ into bucket 3. Final number of test points in each buckets are [Bucket 1: 1924, Bucket 2: 2996, Bucket 3: 2392, Bucket 4: 535, Bucket 5: 2153].

C.2 ATTACK SETUP & SIZE OF DATA SPLITS

We adopt the attack setting from (Tang et al., 2022; Nasr et al., 2018) to determine the partition between training data and test data and to determine the subset of the training and test data that constitutes attacker’s prior knowledge for CIFAR-100, Purchase-100 and Texas-100 datasets. We use similar strategy to determine the data split for CIFAR-10. Specifically, the attacker’s knowledge corresponds to half of the training and test data, and the MIA success is evaluated over the remaining half. We report highest attack accuracy for multiple attack models in the main paper. Comprehensive results are discussed in D.

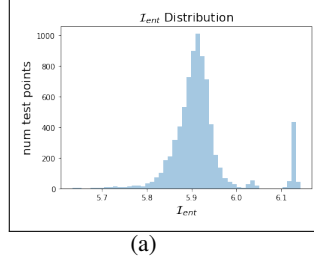
⁵<https://www.cs.toronto.edu/~kriz/cifar.html>

⁶<https://www.cs.toronto.edu/~kriz/cifar.html>

⁷<https://www.kaggle.com/c/acquire-valued-shoppers-challenge>

⁸<https://www.dshs.texas.gov/THCIC/Hospitals/Download.shtm>

⁹When actually calculating \mathcal{I}_{ent} with our formula (3), this evaluates to 0 due to normalization to probabilities, but represents highest value

Figure 6: (a): \mathcal{I}_{ent} distribution excluding bucket 5

C.3 ATTACK ACCURACY

We delve into further detail on how we calculate the attack accuracy. Prior to training the attack model, we have already completed the training of the victim model V , which will be the target of the attack conducted by the attack model. During the training of model V , the dataset consists of two subsets, namely D_{train} and D_{test} . In these subsets, the input feature corresponds to the image, while the label represents its true class.

While training the attack model, we further split D_{train} into two equal halves, referred to as $D_{mem/train}$ and $D_{non-mem/train}$. Similarly, we split the D_{test} into two parts, denoted as $D_{non-mem/test}$ and $D_{mem/test}$. The term "Mem" represents membership, indicating that the data was part of the training dataset for the victim model. Conversely, "Non-mem" denotes non-membership, signifying that the data was not included in the training dataset for the victim model. In these datasets, the feature set comprises of the image, its true class, and the output prediction vector obtained from model V . The associated label y is a binary variable that indicates whether this particular data was part of the training data for model V . Now we define D_{atr} and D_{ate} , which are training and testing dataset for the attack model. Denoting one data point as d in equation (13),

$$D_{atr} = \{d | d \in D_{mem/train} \vee d \in D_{non-mem/train}\} \quad (13)$$

$$D_{ate} = \{d | d \in D_{mem/test} \vee d \in D_{non-mem/test}\} \quad (14)$$

Attack model learns a classifier from D_{atr} and makes prediction for i^{th} data point in D_{ate} ,

$$\hat{y}_i = \arg \max_y p(y | x_i), y \in \{0, 1\} \quad (15)$$

The attack accuracy is then calculated as the percentage of correctly labeled input in D_{ate} . More formally,

$$A_{acc} = \frac{\sum_i^n \mathbb{1}(\hat{y}_i = y_i)}{n}, \text{ where } |D_{ate}| = n \quad (16)$$

C.4 COST FUNCTION AND HYPERPARAMETERS

In this section, we discuss simplification of our proposed cost function and describe the hyperparameters used to train the target models on each of the datasets.

C.4.1 SIMPLIFYING OUR LOSS FUNCTION

Here, we note that our loss function (5) can be simplified to the following

$$\min_w L(w) - \beta \max_{\epsilon \in B(\rho)} L(w + \epsilon) \quad (17)$$

$$\text{where } \beta = \frac{\lambda}{1 + \lambda - \xi} \quad (18)$$

The simplified loss allows us to use two hyperparameters (ρ, β) as opposed to three. For our chosen hyperparameter values for CIFAR-100 ($\rho = 0.01, \lambda = 1.5, \xi = 0.3$), we can have equivalent loss with ($\rho = 0.01, \beta = 0.6818$). The loss function with three hyperparameters, however, allows for more intuitive understanding when fine-tuning the hyperparameters.

C.4.2 BALL OF RADIUS ρ

For SAM loss, sharp minima loss, and our proposed loss, we approximate the maximum loss in the ball of radius ρ around the minima. Norton & Royset (2021) have found that the type of norm that is used for defining the ball has large impact along with actual ρ value. For all our experiments, we use L2 norm for our ball of radius ρ .

Table 3: Attack accuracy of different types of Direct Single-query attacks on SGD, SAM and our proposed method

Dataset	Algo	NN	Confidence	Correctness	Entropy	Modified entropy
CIFAR-100	SGD	76.86%	59.71%	77.04%	76.70%	76.97%
	SAM	78.73%	58.62%	79.1%	78.66%	79.25%
	SharpReg	57.62%	58.42%	59.69%	57.88%	59.69%
CIFAR-10	SGD	50.17%	51.91%	58.95%	58.87%	58.99%
	SAM	50.01%	61.12%	51.64%	61.10	61.81%
	SharpReg	50.22%	52.10%	52.86%	52.47%	52.78%
Purchase-100	SGD	66.00%	66.76%	57.72%	64.78%	67.13%
	SAM	66.62%	67.30%	57.53%	65.35%	67.54%
	SharpReg	59.58%	60.96%	58.00%	58.04%	61.16%
Texas-100	SGD	59.81%	65.20%	63.30%	55.74%	65.13%
	SAM	59.56%	66.59%	64.60%	57.14%	65.42%
	SharpReg	51.11 %	59.89%	57.15%	53.46%	59.36%

C.4.3 HYPERPARAMETER TUNING FOR CIFAR-10 & CIFAR-100

We trained each model for 200 epochs and chose the model with highest validation accuracy on a held-out validation set. We used initial learning rate of 0.1 with learning rate decay of 0.2 at 60th, 120th, and 160th epoch with batch size of 128. We trained the models with weight decay 0.0005 and Nesterov momentum of 0.9. For SWA on CIFAR-100, we trained first 150 epoch with vanilla SGD and used weight averaging for the rest of the epochs.

We briefly discuss hyperparameter tuning. We fine-tuned hyperparameters more extensively for CIFAR-100 and adjusted similar values for other datasets. We first fine-tuned hyperparameters for sharp minima loss (4) in the order of ρ then λ . With these values, we then fine-tuned ξ for our proposed loss. For ρ , we tested values in [0.001, 0.005, 0.01, 0.05, 0.5, 1.0, 3.0]. We found that for sharp minima loss, small value of ρ gives good tradeoff and chose 0.01 as our hyperparameter. For λ , we tested values in [0.01, 0.5, 1.0, 1.5, 2.0, 3.0]. We found that training breaks (training/test accuracy does not increase) for large value of λ . This may be because the sharpness term dominates the training objective. We chose 1.5 as a good λ value for $\rho = 0.01$. Finally, we fine-tuned ξ with [0.1, 0.3, 0.5, 0.7]. We do note that there is room for improvement with more hyperparameter tuning, and we leave this to future work.

C.4.4 HYPERPARAMETER TUNING FOR TEXAS-100 & PURCHASE-100

We chose the best model as discussed before for CIFAR-10/100. We trained models with SAM, SGD, our proposed loss with a learning rate of 0.1 with weight decay 0.0005 and Nesterov momentum of 0.9. We trained the models on Purchase-100 for a total of 100 epochs and on Texas-100 for a total on 75 epochs. During training, we employed a batch size of 512 for the Purchase-100 dataset and a batch size of 128 for the Texas-100 dataset.

D COMPREHENSIVE RESULTS FOR ALL ATTACKS

We report the test accuracy and MI attack accuracy values on all datasets and all methods for a single run in Table 4. For direct single query attacks, we evaluate attack accuracy for multiple attack methods explained above and report the highest attack accuracy. Additionally, direct single-query attack composes of multiple different attacks. We report attack accuracy of each attack algorithm in Table 3 for a single run. In the case of multi-query attacks, we conducted data augmentation attacks on computer vision datasets such as CIFAR-10 and CIFAR-100. Conversely, for binary feature datasets like Purchase100 and Texas100, we performed boundary estimation attacks and report their results in Table 4

E COMPARISON OF DIFFERENT ARCHITECTURES

To validate consistency across different model architectures, we report results in Table 5 using InceptionV4¹⁰ and resnet18¹¹ for CIFAR-100 and CIFAR-10. We kept our ρ the same across all model architectures with

¹⁰<https://github.com/weiaicunzai/pytorch-cifar100/blob/master/models/>

¹¹<https://github.com/inspire-group/MIAdefenseSELENA/tree/main>

Table 4: Comparison of membership privacy and accuracy on test/training set (λ, ρ, ξ)

Dataset	Defense	Train acc	Test acc	Best Single Query	Best Multi Query
CIFAR-100	SGD	99.98%	80.30%	77.04%	69.07%
	SAM	99.98%	81.6%	79.25%	65.45%
	MemGuard	99.98%	77.00%	68.70%	69.9%
	AdvReg	89.39%	72.24%	58.39%	59.29%
	SELENA	80.31%	76.92%	55.15%	53.68%
	SharpReg(1.5,0.01,0.1)	96.39%	76.48%	62.15%	62.90%
	SharpReg(1.5,0.01,0.3)	93.21%	76.14%	59.69%	60.44%
	SharpReg(1.5,0.01,0.5)	89.56%	74.44%	58.42%	58.68%
	SharpReg(1.5,0.01,0.7)	76.42%	67.04%	54.34%	54.55%
CIFAR-10	SGD	100.00%	96.00%	58.99%	56.36%
	SAM	100.00%	96.48%	61.81%	54.01%
	AdvReg	99.99%	95.66%	57.44%	56.32%
	SELENA	95.75%	94.62%	55.49%	51.77%
	SharpReg(1.5,0.01,0.1)	97.92%	93.34%	52.86%	53.48%
Purchase-100	SGD	100.00%	85.50%	67.13%	65.59%
	SAM	100.00%	85.54%	67.54%	66.06%
	MemGuard	99.98%	83.2%	58.7%	65.8%
	AdvReg	94.80%	78.94%	59.07%	59.16%
	SELENA	88.08%	81.24%	54.37%	54.39%
	SharpReg(2.0,0.01,0.6)	98.78%	82.29%	61.16%	61.27%
Texas-100	SGD	78.28%	50.83%	65.20%	64.5%
	SAM	81.17%	51.34%	66.59%	65.36%
	MemGuard	79.3%	52.3%	63.0%	64.7%
	AdvReg	73.60%	49.44%	63.45%	63.63%
	SELENA	60.24%	52.40%	54.84%	54.86%
	SharpReg(1.0,0.001,0.05)	64.65%	49.49%	59.89%	58.51%

Table 5: Privacy vs Generalization tradeoff for SAM and SGD using InceptionV4 and Resnet18

Dataset	Model	Optimizer	Test Acc	Single-query Acc	Multi-query Acc
CIFAR-100	Resnet18	SGD	78.42%	74.31%	71.51%
		SAM	78.74%	77.45%	68.50%
	InceptionV4	SGD	77.44%	77.22%	71.17%
		SAM	79.60%	80.82%	67.73%
CIFAR-10	Resnet18	SGD	95.18%	57.90%	57.79%
		SAM	96.16%	60.05%	55.37%
	InceptionV4	SGD	94.26%	61.60%	58.24%
		SAM	95.76%	64.41%	55.83%

value 0.1. The results are consistent with our findings that SAM tends to have higher test accuracy while having higher membership attack accuracy at the same time. Overall best attack accuracy is higher for SAM for all the cases although we find mixed findings for multi-query attack accuracy specifically.