

On improved estimation of the larger location parameter

Naresh Garg^{a*}, Lakshmi Kanta Patra^b and Neeraj Misra^a

^aDepartment of Mathematics and Statistics, Indian Institute of Technology Kanpur

^bDepartment of Mathematics , Indian Institute of Technology Bhilai

Abstract

This paper investigates the problem of estimating the larger location parameter of two general location families from a decision-theoretic perspective. In this estimation problem, we use the criteria of minimizing the risk function and the Pitman closeness under a general bowl-shaped loss function. Inadmissibility of a general location and equivariant estimators is provided. We prove that a natural estimator (analogue of the BLEE of unordered location parameters) is inadmissible, under certain conditions on underlying densities, and propose a dominating estimator. We also derive a class of improved estimators using the Kubokawa's IERD approach and observe that the boundary estimator of this class is the Brewster-Zidek type estimator. Additionally, under the generalized Pitman criterion, we show that the natural estimator is inadmissible and obtain improved estimators. The results are implemented for different loss functions, and explicit expressions for the dominating estimators are provided. We explore the applications of these results to for exponential and normal distribution under specified loss functions. A simulation is also conducted to compare the risk performance of the proposed estimators. Finally, we present a real-life data analysis to illustrate the practical applications of the paper's findings.

Keywords: Decision theory, location family, Improved estimator, Brewster-Zidek type estimator, IERD approach, Pitman nearness.

1 Introduction

The problem of estimating ordered parameters, whether the correct ordering between the parameters apriori, is known, has been extensively discussed in the literature. When the ordering among the parameters is known apriori, numerous studies have focused on estimating the smallest and the largest parameters, with contributions from [Blumenthal and Cohen \(1968\)](#), [Kubokawa and Saleh \(1994\)](#), [Kumar et al. \(2005\)](#), [Chang and Shinozaki \(2015\)](#) [Patra and Kumar \(2017\)](#), [Chang et al. \(2017\)](#) and [Garg and Misra \(2021\)](#). For a detailed review on estimation of restricted parameter we refer to [Barlow et al. \(1972\)](#), [Robertson et al. \(1988\)](#) and [van Eeden \(2006\)](#). However, limited

* garg.naresh22@gmail.com

attention has been given to the estimation of the smallest and the largest parameters when the correct ordering between the parameters is unknown. This problem can be viewed as an estimation counterpart to the well-known "Ranking and Selection" problems, where a basic goal is to select the population associated with the largest (or smallest) parameter while lacking knowledge of the correct ordering among parameters (refer to [Dudewicz and Koo \(1982\)](#), for an extensive bibliography on ranking and selection problems).

In many real-world scenarios, such as in environmental studies, finance, or risk management, estimating the largest (or smallest) location/scale parameter is essential for assessing extreme events, outliers, or rare occurrences. For example, in environmental studies, estimating the largest (or smallest) location parameter of pollutant concentrations helps in determining critical levels at which adverse effects may occur. In finance, estimating the largest (or smallest) location parameter of stock returns allows investors to understand the potential for extreme losses or gains. In early work in this area, [Blumenthal and Cohen \(1968\)](#) considered estimation of the larger mean of two normal distributions having a common known variance. They proposed various estimators for the larger mean and compared their performances under the squared error loss function. [Dhariyal et al. \(1982\)](#) extended the class of estimators proposed by [Blumenthal and Cohen \(1968\)](#) by introducing two new estimators for estimating the larger mean of two normal distributions. [Elfessi and Pal \(1992\)](#) focused on the estimation of the smaller and larger scale parameters of two uniform distributions. They proposed improved estimators that outperformed the usual estimators based on the mean squared error criterion and the Pitman nearness criterion. [Misra et al. \(1997\)](#) consider two exponential distributions with unknown scale parameters. They dealt with estimation of the smaller and the larger scale parameters and obtained the MLEs. They showed that the MLEs are inadmissible and better estimators are derived under the squared error loss function. Most of the studies related to this problem have focused on specific distributions with independent marginals and specific loss functions. Some other contributions on the estimation of the larger and the smaller location/scale parameters can be found in [Kumar and Sharma \(1993\)](#), [Misra et al. \(1994\)](#), [Mittra et al. \(1994\)](#), and [Misra et al. \(2002\)](#). For a general framework, [Misra et al. \(2003\)](#) dealt with estimation of the largest scale parameter of k (≥ 2) independent and absolutely continuous scale parameter distributions (general probability scale models). Under the assumption of a monotone likelihood ratio on the probability models and the squared error loss function, they established that a natural estimator is inadmissible and obtained a dominating estimator. They also provided applications of these results to some specific probability models. In this paper, we make an attempt to unify/extend various studies by considering estimation of the larger location parameters of two general probability models under a general loss function.

In most of the above studies, criterion of minimizing the risk function is used to obtain estimators outperforming usual estimators (such as those based on the component-wise best location/scale equivariant or the maximum likelihood estimators) under the squared error loss function. A popular alternative criterion to compare different estimators is the Pitman nearness (PN) criterion, due to [Pitman \(1937\)](#). It compares two estimators based on the probability of one estimator

being closer to the estimand than the other estimator under the absolute error loss function. Rao (1981) has pointed out some advantages of the Pitman nearness (PN) criterion over the mean squared error criterion. Keating (1985) further supported Rao's observations through certain estimation problems, and Keating and Mason (1985) provided some practical examples where the PN criterion is more relevant than minimizing the risk function. Additionally, Peddada (1985) and Rao et al. (1986) extended the PN criterion to the generalized Pitman Criterion (GPN) by considering the general loss function instead of the absolute error loss function. A detailed description of the PN criterion and the relevant literature can be found in the monograph by Keating et al. (1993).

The PN criterion has been extensively used in the literature for comparing various estimators in different estimation problems. However, there are only limited number in studies on the use of the PN criterion following Stein (1964) approach to obtain improvements over the usual estimators (Nayak (1990) and Kubokawa (1991)). Moreover, all these studies are centred around specific probability distributions (mostly, normal and gamma) and absolute error loss in the PN criterion. In this paper, we consider the problem of estimation of the larger location parameter of two general location models under the GPN criterion. We develop a result that is useful in finding improvements over location equivariant estimators in certain situations.

Throughout, \mathfrak{R} will denote the real line and $\mathfrak{R}^2 = \mathfrak{R} \times \mathfrak{R}$ will denote the two dimensional Euclidean space. for any two real numbers x_1 and x_2 , $x_{(1)} = \min\{x_1, x_2\}$ and $x_{(2)} = \max\{x_1, x_2\}$ also denote the smaller and larger of them respectively.

Let X_1 and X_2 be two independently distributed random variable with densities $f(x_1 - \theta_1)$, $x_1 \in \mathfrak{R}$, $\theta_1 \in \mathfrak{R}$, and $f(x_2 - \theta_2)$, $x_2 \in \mathfrak{R}$, $\theta_2 \in \mathfrak{R}$, respectively. Our aim is to estimate the larger location parameter $\theta_{(2)} = \max\{\theta_1, \theta_2\}$ under a non-negative loss function $L((\theta_1, \theta_2), a)$, $(\theta_1, \theta_2) \in \Theta = \mathfrak{R}^2$ and $a \in \mathcal{A} = \mathfrak{R}$, here Θ and \mathcal{A} denotes the parametric space and the action space, respectively. At first we will invoke the principle of invariance under a suitable group of transformation. For this purpose, we consider the group \mathcal{G} of transformation, where

$$\mathcal{G} = \{g_c : c \in \mathbb{R}\} \cup \{g_1^*, g_2^*\},$$

$$g_c(x_1, x_2) = (x_1 + c, x_2 + c), \quad g_1^*(x_1, x_2) = (x_1, x_2) \quad \text{and} \quad g_2^*(x_1, x_2) = (x_2, x_1), \quad x_1 \in \mathfrak{R}, \quad x_2 \in \mathfrak{R}, \quad c \in \mathfrak{R}.$$

It can be easily seen that, under the group of transformation the family of distributions under consideration is invariant and induced group of transformation of the parametric space Θ and the action space \mathcal{A} as

$$\bar{\mathcal{G}} = \{\bar{g}_c : c \in \mathfrak{R}\} \quad \text{and} \quad \tilde{\mathcal{G}} = \{\tilde{g}_c : c \in \mathfrak{R}\}$$

respectively, where for every $(x_1, x_2) \in \Theta$ and $c \in \mathfrak{R}$

$$\bar{g}_c(x_1, x_2) = (x_1 + c, x_2 + c), \quad \bar{g}_1^*(x_1, x_2) = (x_1, x_2) \quad \text{and} \quad \bar{g}_2^*(x_1, x_2) = (x_2, x_1)$$

and for any $a \in \mathcal{A}$ and $c \in \mathfrak{R}$

$$\tilde{g}_c(a) = a + c, \quad \tilde{g}_1^*(a) = a \quad \text{and} \quad \tilde{g}_2^*(a) = a$$

Now the loss function $L((\theta_1, \theta_2), a)$ is invariant under the group \mathcal{G} if and only is for any $(x_1, x_2) \in \Theta$, $a \in \mathcal{A}$ and $c \in \mathfrak{R}$

$$L(\tilde{g}_c(x_1, x_2), \tilde{g}_c(a)) = L((x_1, x_2), a), \quad \text{that is } L((x_1 + c, x_2 + c), a + c) = L((x_1, x_2), a), \quad (1.1)$$

and

$$L(\tilde{g}_2^*(x_1, x_2), \tilde{g}_2^*(a)) = L((x_1, x_2), a), \quad \text{that is } L((x_2, x_1), a) = L((x_1, x_2), a). \quad (1.2)$$

So combining conditions (1.1) and (1.2) we have, for any function $V : \mathfrak{R}^2 \rightarrow [0, \infty)$ and for all $(x_1, x_2) \in \Theta$, $a \in \mathcal{A}$ and $c \in \mathfrak{R}$

$$L((x_1, x_2), a) = V((x_{(1)}, x_{(2)}), a) \quad \text{and} \quad V((x_{(1)}, x_{(2)}), a) = V((x_{(1)} + c, x_{(2)} + c), a + c).$$

This suggests us to consider the loss function as

$$L((\theta_1, \theta_2), a) = W(a - \theta_{(2)}), \quad (\theta_1, \theta_2) \in \Theta, \quad a \in \mathfrak{R}, \quad (1.3)$$

where $W : \mathfrak{R} \rightarrow [0, \infty)$ is given function. Now onwards we denote $\boldsymbol{\theta} = (\theta_1, \theta_2)$. Further we will make the following assumptions on the function $W(\cdot)$:

- (C1): $W(0) = 0$, $W(t)$ is strictly decreasing on $(-\infty, 0)$ and is strictly increasing on $(0, \infty)$, that is, $W(t)$ is strictly bowl shaped function in $t \in (-\infty, \infty)$;
- (C2): $W'(t)$ is increasing, almost everywhere;
- (C3): Integrals involving $W(t)$ are finite and differentiation under the integral sign is permissible.

An estimator $\delta(x_1, x_2)$ is invariant under the group of transformation \mathcal{G} if, and only if for any $(x_1, x_2) \in \mathfrak{R}$ and $c \in \mathfrak{R}$

$$\delta(x_1 + c, x_2 + c) = \delta(x_1, x_2) + c \quad \text{and} \quad \delta(x_1, x_2) = \delta(x_2, x_1). \quad (1.4)$$

From the second condition of (1.4), we have $\delta(x_1, x_2) = \delta^*(x_{(1)}, x_{(2)})$, for some function δ^* , and from the first condition of (1.4) we have $\delta^*(x_{(1)} + c, x_{(2)} + c) = \delta^*(x_{(1)}, x_{(2)}) + c$. This suggests that any invariant estimator has the form $\delta_\phi(X_1, X_2)$, where

$$\delta_\phi(X_{(1)}, X_{(2)}) = X_{(2)} - \phi(X_{(2)} - X_{(1)}) = X_{(2)} - \phi(U) \quad (1.5)$$

where $U = X_{(2)} - X_{(1)}$ and $\phi : [0, \infty) \rightarrow \mathfrak{R}$ is real valued function.

For the component problem of estimating θ_i usual estimator that is the best location equivariant estimator (BLEE) of θ_i with respect the loss function $L_i(\theta_i, \delta) = W(\delta - \theta_i)$ is obtained as

$$\delta_{c_0}^i(\mathbf{X}) = X_i - c_0, \quad i = 1, 2, \quad (1.6)$$

where c_0 is the unique solution of equation

$$\int_{-\infty}^{\infty} W'(x - c_0) f(x) dx = 0. \quad (1.7)$$

So, we consider a natural estimator of $\theta_{(2)}$ as

$$\delta_{c_0}(\mathbf{X}) = X_{(2)} - c_0. \quad (1.8)$$

Our aim is to find estimators which improve upon the natural estimator δ_{c_0} , for estimating $\theta_{(2)}$ under the loss function $L((\theta_1, \theta_2), a)$ defined by (1.3).

The rest of the paper is organized as follows. Inadmissibility of the usual estimator δ_{c_0} has been proved in Section 2. We have obtained Stein (1964)-type dominating estimator to demonstrate the inadmissibility. In Section 2.1, we consider a class of natural estimators for estimating $\theta_{(2)}$ as $\mathcal{D} = \{\delta_b = X_{(2)} - b : b \in \mathfrak{R}\}$. We obtain admissible estimators within the class \mathcal{D} . It is seen that under the condition $\lim_{t \rightarrow \infty} f(t) = 0$, one of the boundary estimators of this admissible class is δ_{c_0} . Furthermore, we derive a class of improved estimators over a boundary estimator of the class of admissible estimators using the IERD approach proposed by Kubokawa (1994). Additionally, we obtain a Brewster and Zidek (1974)-type improved estimator, which improves upon the boundary estimator of the admissible class of estimators. In Section 3, we have obtained improved estimators for the special loss function: the squared error loss, the linex loss, and the absolute error loss.

In section 4, we consider the estimation of $\theta_{(2)}$ with respect to the Pitman closeness criterion. Under the Pitman closeness, we obtain the Stein (1964)-type estimator, which dominates the usual estimator of $\theta_{(2)}$. As an application, in section 5, we derive improved estimators under the squared error loss, the linex loss, and the absolute error loss functions for the normal distribution and exponential distribution. We observe that the Stein (1964)-type improved estimator, and the usual estimator for the normal distribution with respect to the squared error loss and the absolute error loss are the same due to the symmetric nature of these loss functions. In Section 6, a simulation is carried out to compare the risk performance of the proposed estimators. Section 7 presents a real-life data analysis, showcasing the practical applications of our paper's findings. Lastly, in Section 8, we offer our concluding remarks on the paper's contributions.

2 Inadmissibility of usual estimator

In this section, we will prove inadmissibility of the natural estimator $\delta_{c_0} = X_{(2)} - c_0$ by deriving dominating estimators under the bowl shaped \mathcal{G} -invariant loss function (1.3), where $W(\cdot)$ satisfies assumptions (C1)-(C3). To prove the dominance result we require the following assumptions:

(A) The family $\{f(x-\eta) : \eta \in \mathbb{R}\}$ of p.d.f.s holds the MLR property, i.e., for $-\infty < x_1 < x_2 < \infty$ and $-\infty < \eta_1 < \eta_2 < \infty$, $f(x_1 - \eta_1)f(x_2 - \eta_2) \geq f(x_1 - \eta_2)f(x_2 - \eta_1)$.

(B) For every fixed $u > 0$ and $\theta \geq 0$, let $c \equiv c(\theta, u)$ be the unique minimizer of the following function

$$\frac{\int_{-\infty}^{\infty} W(z-c)[f(z-u+\theta)f(z) + f(z-u)f(z+\theta)]dz}{\int_{-\infty}^{\infty} [f(z-u+\theta)f(z) + f(z-u)f(z+\theta)]dz}.$$

That implies, for every fixed $u > 0$ and $\theta \geq 0$, $c \equiv c(\theta, u)$ is the unique solution of the equation

$$\int_{-\infty}^{\infty} W'(z-c(\theta, u))[f(z-u+\theta)f(z) + f(z-u)f(z+\theta)]dz = 0.$$

Theorem 2.1 *Let assumptions (A), (B), and (C1)-(C3) hold. For any fixed $u > 0$, let $c \equiv c(0, u)$ be the unique solution of the equation*

$$\int_{-\infty}^{\infty} W'(z-c)f(z-u)f(z)dz = 0. \quad (2.1)$$

Then the estimator,

$$\delta_{\phi_0}(\mathbf{X}) = X_{(2)} - \min\{\phi(U), c(0, U)\} \quad (2.2)$$

improves upon the equivariant estimator $\delta_{\phi}(\mathbf{X}) = X_{(2)} - \phi(U)$ under the loss (1.3), provided $P_{\theta}(\phi(U) > c(0, U)) > 0$, at least for some $\theta \in \Theta$.

Proof: The risk function of any equivariant estimator $\delta_{\phi}(\mathbf{X}) = X_{(2)} - \phi(U)$ is

$$\begin{aligned} R(\theta, \delta_{\phi}) &= E_{\theta} [W(X_{(2)} - \phi(U) - \theta_{(2)})] \\ &= E_{\theta}^U [E_{\theta}^{X/U} [W(X_{(2)} - \phi(U) - \theta_{(2)}) | U]], \quad \theta \in \Theta. \end{aligned}$$

For any fixed $\theta \in \Theta$ and $u > 0$, consider

$$\begin{aligned} R_{\theta, u}(c) &= E_{\theta}^{X/U} [W(X_{(2)} - c - \theta_{(2)}) | U = u] \\ &= \frac{\int_{-\infty}^{\infty} W(y - \theta_{(2)} - c)[f(y - u - \theta_{(1)})f(y - \theta_{(2)}) + f(y - u - \theta_{(2)})f(y - \theta_{(1)})]dy}{\int_{-\infty}^{\infty} [f(y - u - \theta_{(1)})f(y - \theta_{(2)}) + f(y - u - \theta_{(2)})f(y - \theta_{(1)})]dy} \\ &= \frac{\int_{-\infty}^{\infty} W(z - c)[f(z - u + \theta)f(z) + f(z - u)f(z + \theta)]dz}{\int_{-\infty}^{\infty} [f(z - u + \theta)f(z) + f(z - u)f(z + \theta)]dz}, \quad -\infty < c < \infty, \end{aligned}$$

here $\theta = \theta_{(2)} - \theta_{(1)} \in [0, \infty)$. Using the assumption (B), for every fixed $\theta \geq 0$ and $u > 0$, there exists a unique minimizer of $R_{\theta,u}(c)$ say $c \equiv c(\theta, u)$ which is the unique solution of the equation $R'_{\theta,u}(c) = 0$, i.e.,

$$\frac{\int_{-\infty}^{\infty} W'(z - c(\theta, u)) [f(z - u + \theta)f(z) + f(z - u)f(z + \theta)] dz}{\int_{-\infty}^{\infty} [f(z - u + \theta)f(z) + f(z - u)f(z + \theta)] dz} = 0.$$

For any fixed $\theta \geq 0$ and $u > 0$, let $Z_{\theta,u}$ be a random variable having the density

$$\Pi_{\theta,u}(z) = \frac{f(z - u + \theta)f(z) + f(z - u)f(z + \theta)}{\int_{-\infty}^{\infty} f(t - u + \theta)f(t) + f(t - u)f(t + \theta) dt}, \quad -\infty < z < \infty,$$

so that $E[W'(Z_{\theta,u} - c(\theta, u))] = 0$. Then, for any fixed $\theta \geq 0$ and $u > 0$,

$$\begin{aligned} \frac{\Pi_{\theta,u}(z)}{\Pi_{0,u}(z)} &= d(\theta, u) \frac{f(z - u + \theta)f(z) + f(z - u)f(z + \theta)}{2f(z - u)f(z)} \\ &= \frac{1}{2} \left[\frac{f(z - u + \theta)}{f(z - u)} + \frac{f(z + \theta)}{f(z)} \right], \quad -\infty < z < \infty, \end{aligned}$$

where $d(\theta, u)$ is a positive constant.

By the assumption (A), we have $\frac{\Pi_{\theta,u}(z)}{\Pi_{0,u}(z)}$ decreasing in z , for any fixed $\theta \geq 0$ and $u > 0$. Since, for any constant c , $W'(z - c)$ is an almost everywhere increasing function of z , we conclude that, for any $u > 0$,

$$E[W'(Z_{\theta,u} - c)] \leq E[W'(Z_{0,u} - c)], \quad \forall \theta \geq 0, c \in \mathfrak{R}. \quad (2.3)$$

Taking $c = c(\theta, u)$ in (2.3), we have, for any $\theta \geq 0$ and $u > 0$,

$$\begin{aligned} 0 &= E[W'(Z_{\theta,u} - c(\theta, u))] \leq E[W'(Z_{0,u} - c(\theta, u))] \\ \implies 0 &= E[W'(Z_{0,u} - c(0, u))] \leq E[W'(Z_{0,u} - c(\theta, u))] \end{aligned}$$

Since, for any fixed t , $W'(t - c)$ is a decreasing function of $c \in \mathfrak{R}$, we get

$$c(\theta, u) \leq c(0, u), \quad \forall u > 0, \theta \geq 0.$$

Now consider the function $\phi_0(u) = \min\{\phi(u), c(0, u)\}$, $u > 0$. Then, for any fixed $\theta \geq 0$ and $u > 0$, we have $c(\theta, u) \leq \phi_0(u) < \phi(u)$, provided $\phi(u) > c(0, u)$. Using condition (C1), for any fixed $\theta \geq 0$ and $u > 0$, $R_{\theta,u}(c)$ is increasing in $c \in [c(0, u), \infty)$. Consequently we get

$$E_{\theta}^{X/U} [W(\delta_{\phi_0} - \theta_{(2)}) | U = u] \leq E_{\theta}^{X/U} [W(\delta_{\phi} - \theta_{(2)}) | U = u]$$

for all $\theta \in \Theta$ and $u > 0$ and strict inequality holds for some $u > 0$. Hence we have $R(\theta, \delta_{\phi_0}) \leq R(\theta, \delta_{\phi})$. This proves the theorem. \blacksquare

Corollary 2.2 *Let the assumption (A) and assumptions (C1)-(C3) hold. Then the estimator,*

$$\delta_{\phi_0}(\mathbf{X}) = X_{(2)} - \min\{c_0, c(0, U)\} \quad (2.4)$$

improves upon the natural estimator $\delta_{c_0}(\mathbf{X}) = X_{(2)} - c_0$ under the loss (1.3) provided $P_{\theta}(c_0 > c(0, U)) > 0$, for some $\theta \in \Theta$.

Remark 2.1 *If $f(x)$ is decreasing in x then $P_{\theta}(c_0 > c(0, U)) > 0$ for some $\theta \in \Theta$.*

2.1 A Class of improved estimators

A natural class of estimators for estimating $\theta_{(2)}$ is $\mathcal{D} = \{\delta_b = X_{(2)} - b : b \in \mathfrak{R}\}$. Firstly, we find admissible estimators within the class of estimators \mathcal{D} . The risk function of an estimator δ_b is

$$\begin{aligned} R(\theta, \delta_b) &= E_{\theta}[W(X_{(2)} - \theta_{(2)} - b)] \\ &= \iint_{-\infty < x_1 \leq x_2 < \infty} W(x_2 - \theta_{(2)} - b) [f(x_1 - \theta_{(1)})f(x_2 - \theta_{(2)}) + f(x_1 - \theta_{(2)})f(x_2 - \theta_{(1)})] dx_1 dx_2 \\ &= \int_{-\infty}^{\infty} \int_{-\infty}^z W(z - b) [f(x + \theta)f(z) + f(x)f(z + \theta)] dx dz \\ &= E_{\theta}[W(Z - b)], \quad \theta \geq 0, \end{aligned} \quad (2.5)$$

where Z is a r.v. with the density $g_{\theta}(z) = F(z + \theta)f(z) + F(z)f(z + \theta)$, $z \in \mathfrak{R}$, $\theta \geq 0$, and $F(z) = \int_{-\infty}^z f(t) dt$, $z \in \mathfrak{R}$. Using the assumption (A), it is easy to verify that, for every $\theta \geq 0$, $g_{\theta}(z)/g_0(z)$ is decreasing in z .

Let b_{θ} be the continues function and be the unique solution of the equation $E_{\theta}[W'(Z - b)] = \int_{-\infty}^{\infty} W'(x - b)g_{\theta}(x)dx = 0$. Since, for every $\theta \geq 0$, $g_{\theta}(x)/g_0(x)$ is decreasing in x and $W'(x - b)$ is decreasing in b , and under the assumption $\lim_{t \rightarrow \infty} f(t) = 0$, it can easy to see that

$$\inf_{\theta \geq 0} b_{\theta} = b_{\infty} = c_0 \leq b_{\theta} \leq b_0, \quad \forall \theta \geq 0.$$

Theorem 2.3 *Suppose that the assumption (A) holds and $\lim_{t \rightarrow \infty} f(t) = 0$. Then the estimators that are admissible within the class \mathcal{D} are $\{X_{(2)} - b : b_{\infty} \leq b_{\theta} \leq b_0\}$.*

Proof: Note that, for any fixed $\theta \in \Theta$ (or fixed $\theta \geq 0$), the risk function $R(\theta, \delta)$, given by (2.5), is uniquely minimized at $b = b_{\theta}$, it is a strictly decreasing function of b on $(-\infty, b_{\theta})$ and strictly increasing function of b on (b_{θ}, ∞) . Since, for any $\theta \geq 0$, b_{θ} is a continuous function of $\theta \in [0, \infty)$, it assumes all values between $\inf_{\theta \geq 0} b_{\theta} = b_{\infty} = c_0$ and $\sup_{\theta \geq 0} b_{\theta} = b_0$, as θ varies on $[0, \infty)$. It follows that, each $b \in [b_{\infty}, b_0]$ uniquely minimizes the risk function $R(\theta, \delta)$ at some $\theta \in \Theta$ (or at some $\theta \geq 0$). This proves that the estimators $\{X_{(2)} - b : b_{\infty} \leq b_{\theta} \leq b_0\}$ are admissible among the estimators in the class \mathcal{D} . ■

Hence the subclass of estimators $\mathcal{D}_0 = \{X_{(2)} - b : b_{\infty} = c_0 \leq b_{\theta} \leq b_0\}$ is admissible within

the class \mathcal{D} . Now, one can also consider whether improvements can be made to the estimators within the class \mathcal{D}_0 , but it may not be possible to obtain improvements over all estimators in \mathcal{D}_0 . Therefore, in this section, we aim to find improvements specifically for the boundary estimator $\delta_{b_0}(\mathbf{X}) = X_{(2)} - b_0$ within the class \mathcal{D}_0 , where b_0 is the unique solution of equation

$$\int_{-\infty}^{\infty} W'(x - b_0) f(x) F(x) dx = 0, \quad (2.6)$$

where $F(x) = \int_{-\infty}^x f(y) dy$, $x \in \mathbb{R}$.

Now, we use the IERD approach of Kubokawa (1994) to propose a class of estimators dominating over the estimator δ_{b_0} . Further, we will obtain the Brewster-Zidek (1974) type estimator improving over δ_{b_0} . Consider estimation of $\theta_{(2)}$ under the loss function (1.2). Assume that the function $W(\cdot)$ is absolute continuous and satisfies the assumptions (C1), (C2) and (C3).

The following two lemmas will be useful in proving the next result. The lemma stated in the following lemma follows from relationship between the likelihood ratio order and the revised failure rate order in the theory of stochastic orders (see [Shaked and Shanthikumar \(2007\)](#)).

The proof of the following lemma, being straightforward, is also omitted.

Lemma 2.4 *Let $s_0 \in \mathbb{R}$ and let $M : \mathbb{R} \rightarrow \mathbb{R}$ be such that $M(s) \leq 0$, $\forall s < s_0$, and $M(s) \geq 0$, $\forall s > s_0$. Let $M_i : \mathbb{R} \rightarrow [0, \infty)$, $i = 1, 2$, be non-negative functions such that $M_1(s)M_2(s_0) \geq (\leq) M_1(s_0)M_2(s)$, $\forall s < s_0$, and $M_1(s)M_2(s_0) \leq (\geq) M_1(s_0)M_2(s)$, $\forall s > s_0$. Then,*

$$M_2(s_0) \int_{-\infty}^{\infty} M(s) M_1(s) ds \leq (\geq) M_1(s_0) \int_{-\infty}^{\infty} M(s) M_2(s) ds.$$

In the following theorem, we provide a class of estimators that improve upon the natural estimator δ_{b_0} .

Theorem 2.5 *Suppose that the assumption (A) holds. Additionally, assume that $W(\cdot)$ is absolutely continuous and satisfies (C1), (C2) and (C3). Let $\delta_\phi(\mathbf{X}) = X_{(2)} - \phi(U)$ be a location equivariant estimator of $\theta_{(2)}$ such that*

(i) $\phi(t)$ is increasing in $t \in [0, \infty)$,

(ii) $\lim_{t \rightarrow \infty} \phi(t) = b_0$

(iii) $\int_{-\infty}^{\infty} W'(z - \phi(t)) [F(z) - F(z - t)] f(z) dz \leq 0$, $\forall t \in [0, \infty)$.

Then, the estimator $\delta_\phi(\mathbf{X}) = X_{(2)} - \phi(U)$ is an improvement over the estimator $\delta_{b_0}(\mathbf{X}) = X_{(2)} - b_0$.

Proof: Let us fix $\boldsymbol{\theta} \in \Theta$ and let $\theta = \theta_{(2)} - \theta_{(1)}$, so that $\theta \geq 0$. Consider the risk difference

$$\Delta(\boldsymbol{\theta})$$

$$\begin{aligned}
&= R(\boldsymbol{\theta}, \delta_{b_0}) - R(\boldsymbol{\theta}, \delta_\phi) \\
&= E_{\boldsymbol{\theta}}[W(X_{(2)} - \theta_{(2)} - b_0) - W(X_{(2)} - \theta_{(2)} - \phi(U))] \\
&= E_{\boldsymbol{\theta}} \left[\int_U^\infty \left\{ \frac{d}{dt} W(X_{(2)} - \theta_{(2)} - \phi(t)) \right\} dt \right], \\
&= \int_{-\infty}^\infty \int_{u=0}^\infty \left[\int_u^\infty \left\{ \frac{d}{dt} W(y - \theta_{(2)} - \phi(t)) \right\} dt \right] [f(y - u - \theta_{(1)})f(y - \theta_{(2)}) + f(y - u - \theta_{(2)})f(y - \theta_{(1)})] du dy,
\end{aligned}$$

After changing the order of integration we have

$$\Delta(\boldsymbol{\theta})$$

$$\begin{aligned}
&= \int_{t=0}^\infty \int_{-\infty}^\infty \int_{u=0}^t \left\{ \frac{d}{dt} W(y - \theta_{(2)} - \phi(t)) \right\} [f(y - u - \theta_{(1)})f(y - \theta_{(2)}) + f(y - u - \theta_{(2)})f(y - \theta_{(1)})] du dy dt, \\
&= - \int_{t=0}^\infty \phi'(t) \left[\int_{-\infty}^\infty \int_{u=0}^t \left\{ W'(y - \theta_{(2)} - \phi(t)) \right\} [f(y - u - \theta_{(1)})f(y - \theta_{(2)}) + f(y - u - \theta_{(2)})f(y - \theta_{(1)})] du dy \right] dt.
\end{aligned}$$

Since $\phi(t)$ is a increasing function of t , it suffices to show that, for every $t > 0$,

$$\begin{aligned}
&\int_{-\infty}^\infty \int_{u=0}^t \left\{ W'(y - \theta_{(2)} - \phi(t)) \right\} [f(y - u - \theta_{(1)})f(y - \theta_{(2)}) + f(y - u - \theta_{(2)})f(y - \theta_{(1)})] du dy \leq 0 \\
&\iff \int_{u=0}^t \int_{-\infty}^\infty \left\{ W'(z - \phi(t)) \right\} [f(z - u + \theta)f(z) + f(z - u)f(z + \theta)] dz du \leq 0. \tag{2.7}
\end{aligned}$$

Now, since $W'(t)$ is increasing function of t and, for every fixed $\theta \geq 0$ and $u \in \Re$, $\frac{f(z-u+\theta)f(z)+f(z-u)f(z+\theta)}{2f(z-u)f(z)}$ is decreasing in z , then, for $\theta \geq 0$, we have

$$\begin{aligned}
&\int_{u=0}^t \left[\int_{-\infty}^\infty W'(z - \phi(t)) [f(z - u + \theta)f(z) + f(z - u)f(z + \theta)] dz \right] du \\
&\leq \int_{u=0}^t \left[\int_{-\infty}^\infty W'(z - \phi(t)) [f(z - u)f(z) + f(z - u)f(z)] dz \right] du \\
&= 2 \int_{-\infty}^\infty W'(z - \phi(t)) [F(z) - F(z - t)] f(z) dz
\end{aligned}$$

Now, using hypothesis (iii), we obtain (2.7). This completes proof of the theorem. ■

In the following we will prove a corollary which will provide [Brewster and Zidek \(1974\)](#) type improved estimators.

Corollary 2.6 *Suppose that assumptions (A), (C1), (C2) and (C3) hold. Additionally suppose*

that, for every fixed t , the equation

$$k_1(c|t) = \int_{-\infty}^{\infty} W'(z - c) [F(z) - F(z - t)] f(z) dz = 0$$

has the unique solution $c \equiv \phi_0(t)$. Then

$$R(\boldsymbol{\theta}, \delta_{\phi_0}) \leq R(\boldsymbol{\theta}, \delta_0), \quad \forall \boldsymbol{\theta} \in \Theta,$$

where $\delta_{\phi_0}(\mathbf{X}) = X_{(2)} - \phi_0(U)$.

Proof: It suffices to show that $\phi_0(t)$ satisfies conditions of Theorem 2.5. Note that a hypothesis of the corollary ensures that $\lim_{t \rightarrow \infty} \phi_0(t) = b_0$. To show that $\phi_0(t)$ is an increasing function of t , suppose that, there exist numbers t_1 and t_2 such that $0 < t_1 < t_2$ and $\phi_0(t_1) \neq \phi_0(t_2)$. Under the hypotheses of the corollary, we have $k_1(\phi_0(t_1)|t_1) = 0$, $\phi_0(t_2)$ is the unique solution of $k_1(c|t_2) = 0$ and $k_1(c|t_2)$ is a decreasing function of c . Let $s_0 = \phi_0(t_1)$, $M(s) = W'(s - s_0)f(s)$, $M_1(s) = \int_0^{t_2} f(s - u)du$ and $M_2(s) = \int_0^{t_1} f(s - u)du$. Then, using Lemma 2.4, we get

$$\begin{aligned} & \int_0^{t_1} f(\phi_0(t_1) - w) du \left(\int_{-\infty}^{\infty} W'(z - \phi_0(t_1)) f(z) \int_0^{t_2} f(z - u) du dz \right) \\ & \geq \int_0^{t_2} f(\phi_0(t_1) - w) du \left(\int_{-\infty}^{\infty} W'(z - \phi_0(t_1)) f(z) \int_0^{t_1} f(z - u) du dz \right) = 0. \end{aligned}$$

This implies that

$$k_1(\phi_0(t_1)|t_2) = \int_{-\infty}^{\infty} \int_0^{t_2} W'(z - \phi_0(t_1)) f(z - u) f(z) du dz \geq 0.$$

So we have $k_1(\phi_0(t_1)|t_2) > 0$, as $k_1(c|t_2) = 0$ has the unique solution $c \equiv \phi_0(t_2)$ and $\phi_0(t_1) \neq \phi_0(t_2)$. Since $k_1(c|t_2)$ is a decreasing function of c , $k_1(\phi_0(t_2)|t_2) = 0$ and $k_1(\phi_0(t_1)|t_2) > 0$, it follows that $\phi_0(t_1) < \phi_0(t_2)$. Hence the result follows. \blacksquare

3 Dominance result for special loss functions

In this section, we have obtained the improved estimators for three special loss functions namely squared error loss $L_1 : W(t) = t^2$, $t \in \mathbb{R}$, linex loss $L_2 : W(t) = e^{at} - at - 1$, $t \in \mathbb{R}$, $a \neq 0$ and absolute error loss $L_3 : W(t) = |t|$, $t \in \mathbb{R}$.

Theorem 3.1 Suppose that the assumption (A) holds. Then for estimating $\theta_{(2)}$ with respect to loss function L_1 the estimator

$$\delta_{ST}(\mathbf{X}) = X_{(2)} - \min\{c_0, c(0, u)\} \quad (3.1)$$

improves upon the estimator $\delta_0(\mathbf{X})$, provided $P_{\theta}(c_0 > c(0, U)) \neq 0$, for some $\theta \in \Theta$, where

$$c(0, u) = \int_{-\infty}^{\infty} z f(z - u) f(z) dz \Big/ \int_{-\infty}^{\infty} f(z - u) f(z) dz.$$

and $c_0 = \int_{-\infty}^{\infty} x f(x) dx$.

Theorem 3.2 *The estimator*

$$\delta_{ST}(\mathbf{X}) = X_{(2)} - \min\{c_0, c(0, U)\}, \quad (3.2)$$

improves upon the estimator $\delta_{c_0}(\mathbf{X})$ with respect to the loss L_2 , where $c_0 = \frac{1}{a} \ln \int_{-\infty}^{\infty} e^{ax} f(x) dx$ and $c(0, U) = \frac{1}{a} \ln H(U)$ with

$$H(u) = \int_{-\infty}^{\infty} e^{az} f(z - u) f(z) dz \Big/ \int_{-\infty}^{\infty} f(z - u) f(z) dz$$

provided the assumption (A) holds and $P_{\theta}(c_0 > \frac{1}{a} \ln H(u)) \neq 0$, for some $\theta \in \Theta$.

Theorem 3.3 *The estimator*

$$\delta_{ST}(\mathbf{X}) = X_{(2)} - \min\{c_0, c(0, U)\}, \quad (3.3)$$

improves upon the estimator $\delta_{c_0}(\mathbf{X})$ with respect to the loss L_3 , where c_0 and $c(0, u)$ are such that

$$\int_{-\infty}^{c_0} f(z) dz = \frac{1}{2} \quad \text{and} \quad \int_{-\infty}^{c(0, u)} f(z - u) f(z) dz \Big/ \int_{-\infty}^{\infty} f(z - u) f(z) dz = \frac{1}{2},$$

respectively, provided the assumption (A) holds and $P_{\theta}(c_0 > c(0, U)) \neq 0$, for some $\theta \in \Theta$.

Now we will apply Theorem 2.5 to particular loss functions and provide a class of improved estimators over the estimator $\delta_{b_0}(\mathbf{X}) = X_{(2)} - b_0$, where b_0 be as defined by the equation (2.6).

Theorem 3.4 *Suppose that the assumption (A) holds. Let $\delta_{\phi}(\mathbf{X}) = X_{(2)} - \phi(U)$ be a location equivariant estimator of $\theta_{(2)}$ such that*

- (i) $\phi(t)$ is increasing in t ,
- (ii) $\lim_{t \rightarrow \infty} \phi(t) = 2 \int_{-\infty}^{\infty} x f(x) F(x) dx = b_0$,
- (iii) $\phi(t) \geq \frac{\int_{-\infty}^{\infty} \int_0^t z f(z - u) f(z) du dz}{\int_{-\infty}^{\infty} \int_0^t f(z - u) f(z) du dz}.$

Then the estimator $\delta_{\phi}(\mathbf{X}) = X_{(2)} - \phi(U)$ improves upon the estimator $\delta_{b_0}(\mathbf{X}) = X_{(2)} - b_0$ with respect to the L_1 .

Remark 3.1 The boundary estimator of the class estimators given by Theorem 3.4 is the Brewster-Zidek type estimator. So the Brewster-Zidek type estimator is obtained as

$$\delta_{BZ}(\mathbf{X}) = X_{(2)} - \phi_{BZ}(U)$$

with

$$\phi_{BZ}(t) = \frac{\int_{-\infty}^{\infty} \int_0^t z f(z-u) f(z) du dz}{\int_{-\infty}^{\infty} \int_0^t f(z-u) f(z) du dz}.$$

Theorem 3.5 Suppose that the assumption (A) holds. Let $\delta_{\phi}(\mathbf{X}) = X_{(2)} - \phi(U)$ be a location equivariant estimator of $\theta_{(2)}$ such that

- (i) $\phi(t)$ is increasing in t ,
- (ii) $\lim_{t \rightarrow \infty} \phi(t) = \frac{1}{a} \ln \left(2 \int_{-\infty}^{\infty} e^{ax} f(x) F(x) dx \right) = b_0$,
- (iii) $\phi(t) \leq \frac{1}{a} \ln \left(\frac{\int_{-\infty}^{\infty} \int_0^t e^{az} f(z-u) f(z) du dz}{\int_{-\infty}^{\infty} \int_0^t f(z-u) f(z) du dz} \right)$.

Then the estimator $\delta_{\phi}(\mathbf{X}) = X_{(2)} - \phi(U)$ improves upon the estimator $\delta_{b_0}(\mathbf{X}) = X_{(2)} - b_0$ with respect to the L_2 .

Remark 3.2 The boundary estimator of the class estimators given by Theorem 3.5 is the Brewster-Zidek type estimator. So the Brewster-Zidek type estimator is obtained as

$$\delta_{BZ}(\mathbf{X}) = X_{(2)} - \phi_{BZ}(U)$$

with

$$\phi_{BZ}(t) = \frac{1}{a} \ln \left(\frac{\int_{-\infty}^{\infty} \int_0^t e^{az} f(z-u) f(z) du dz}{\int_{-\infty}^{\infty} \int_0^t f(z-u) f(z) du dz} \right), \quad t > 0.$$

Theorem 3.6 Suppose that the assumption (A) holds and c_0 be as in Theorem 3.3. Let $\delta_{\phi}(\mathbf{X}) = X_{(2)} - \phi(U)$ be a location equivariant estimator of $\theta_{(2)}$ such that

- (i) $\phi(t)$ is increasing in t ,
- (ii) $\lim_{t \rightarrow \infty} \phi(t) = b_0$, where b_0 is the solution of the equation $2 \int_{-\infty}^{b_0} f(x) F(x) dx = \frac{1}{2}$,
- (iii) $\phi(t)$ be such that it satisfies

$$\int_{-\infty}^{\phi(t)} \int_0^t f(z-u) f(z) du dz \geq \frac{1}{2} \int_{-\infty}^{\infty} \int_0^t f(z-u) f(z) du dz.$$

Then the estimator $\delta_{\phi}(\mathbf{X}) = X_{(2)} - \phi(U)$ improves upon the estimator $\delta_{b_0}(\mathbf{X}) = X_{(2)} - b_0$ with respect to the L_3 .

Remark 3.3 *The boundary estimator of the class estimators given by Theorem 3.6 is the Brewster-Zidek type estimator. So the Brewster-Zidek type estimator is obtained as*

$$\delta_{BZ}(\mathbf{X}) = X_{(2)} - C,$$

where C is the unique solution of the equation

$$\int_{-\infty}^C \int_0^t f(z-u)f(z) du dz = \frac{1}{2} \int_{-\infty}^{\infty} \int_0^t f(z-u)f(z) du dz, \quad t > 0.$$

4 Improved estimator under generalized Pitman closeness criterion

In this section we consider the estimation problem under the generalized Pitman nearness (GPN) criterion. A brief discussion on the Pitman nearness criterion is given in [Garg and Misra \(2023\)](#). For completeness in our presentation, we are again discussing it here. The notion of the Pitman nearness criterion was first introduced by Pitman (1937), as defined below.

Definition 4.1 *Let \mathbf{X} be a random vector having a probability distribution involving an unknown parameter $\boldsymbol{\theta} \in \Theta$ ($\boldsymbol{\theta}$ may be vector valued). Let δ_1 and δ_2 be two estimators of a real-valued estimand $\tau(\boldsymbol{\theta})$. Then, the Pitman nearness (PN) of δ_1 relative to δ_2 is defined by*

$$PN(\delta_1, \delta_2; \boldsymbol{\theta}) = P_{\boldsymbol{\theta}}[|\delta_1 - \tau(\boldsymbol{\theta})| < |\delta_2 - \tau(\boldsymbol{\theta})|], \quad \boldsymbol{\theta} \in \Theta,$$

and the estimator δ_1 is said to be nearer to $\tau(\boldsymbol{\theta})$ than δ_2 if $PN(\delta_1, \delta_2; \boldsymbol{\theta}) \geq \frac{1}{2}$, $\forall \boldsymbol{\theta} \in \Theta$, with strict inequality for some $\boldsymbol{\theta} \in \Theta$.

Nayak (1990) and Kubokawa (1991) modified the Pitman (1937) nearness criterion and defined the generalized Pitman nearness (GPN) criterion based on general loss function $L(\boldsymbol{\theta}, \delta)$.

Definition 4.2 *Let \mathbf{X} be a random vector having a distribution involving an unknown parameter $\boldsymbol{\theta} \in \Theta$ and let $\tau(\boldsymbol{\theta})$ be a real-valued estimand. Let δ_1 and δ_2 be two estimators of the estimand $\tau(\boldsymbol{\theta})$. Also, let $L(\boldsymbol{\theta}, a)$ be a specified loss function for estimating $\tau(\boldsymbol{\theta})$. Then, the generalized Pitman nearness (GPN) of δ_1 relative to δ_2 is defined by*

$$GPN(\delta_1, \delta_2; \boldsymbol{\theta}) = P_{\boldsymbol{\theta}}[L(\boldsymbol{\theta}, \delta_1) < L(\boldsymbol{\theta}, \delta_2)] + \frac{1}{2} P_{\boldsymbol{\theta}}[L(\boldsymbol{\theta}, \delta_1) = L(\boldsymbol{\theta}, \delta_2)], \quad \boldsymbol{\theta} \in \Theta.$$

The estimator δ_1 is said to be nearer to $\tau(\boldsymbol{\theta})$ than δ_2 , under the GPN criterion, if $GPN(\delta_1, \delta_2; \boldsymbol{\theta}) \geq \frac{1}{2}$, $\forall \boldsymbol{\theta} \in \Theta$, with strict inequality for some $\boldsymbol{\theta} \in \Theta$.

The following result, popularly known as Chebyshev's inequality, will be used in our study (see [Marshall and Olkin \(2007\)](#)).

Proposition 4.1 *Let S be random variable and let $k_1(\cdot)$ and $k_2(\cdot)$ be real-valued monotonic functions defined on the distributional support of the r.v. S . If $k_1(\cdot)$ and $k_2(\cdot)$ are monotonic functions of the same (opposite) type, then*

$$E[k_1(S)k_2(S)] \geq (\leq) E[k_1(S)]E[k_2(S)],$$

provided the above expectations exist.

The following lemma, taken from [Garg and Misra \(2023\)](#), will be useful in proving the main results of this section (also see [Nayak \(1990\)](#) and [Zhou and Nayak \(2012\)](#)).

Lemma 4.2 ([Garg and Misra \(2023\)](#)) *Let Y be a random variable having the Lebesgue probability density function and let m_Y be the median of Y . Let $W : \mathfrak{R} \rightarrow [0, \infty)$ be a function such that $W(0) = 0$, $W(t)$ is strictly decreasing on $(-\infty, 0)$ and strictly increasing on $(0, \infty)$. Then, for $-\infty < c_1 < c_2 \leq m_Y$ or $-\infty < m_Y \leq c_2 < c_1$, $GPN = P[W(Y - c_2) < W(Y - c_1)] + \frac{1}{2}P[W(Y - c_2) = W(Y - c_1)] > \frac{1}{2}$.*

Lemma 4.3 *Suppose that assumptions (A) and (C1)-(C3) hold. For $u > 0$ and $\theta \in \Theta$, let $m(\theta, u)$ denote the median of the conditional distribution of $X_{(2)} - \theta_{(2)}$, given $U = u$. Then*

$$m(\theta, u) \leq m(\mathbf{0}, u), \quad \forall u > 0.$$

Proof: The joint distribution of $(Y, U) = (X_{(2)} - \theta_{(2)}, X_{(2)} - X_{(1)})$ is

$$h_\theta(y, u) = f(y - u + \theta)f(y) + f(y - u)f(y + \theta), \quad -\infty < y < \infty, \quad u > 0,$$

where $\theta = \theta_{(2)} - \theta_{(1)} \geq 0$. The conditional p.d.f. of Y given $U = u$ is $\Pi_\theta(z|u) = \frac{1}{c_\theta}f(z - u + \theta)f(z) + f(z - u)f(z + \theta)$, $z \in \mathfrak{R}$, where $c_\theta = \int_{-\infty}^{\infty} [f(t - u + \theta)f(t) + f(t - u)f(t + \theta)] dt$.

Now, for any fixed $u > 0$ and $\theta \geq 0$, we have

$$\begin{aligned} \frac{\Pi_\theta(z|u)}{\Pi_0(z|u)} &= \frac{c_0}{c_\theta} \frac{f(z - u + \theta)f(z) + f(z - u)f(z + \theta)}{2f(z - u)f(z)} \\ &= \frac{c_0}{2c_\theta} \left[\frac{f(z - u + \theta)}{f(z - u)} + \frac{f(z + \theta)}{f(z)} \right]. \end{aligned}$$

By the assumption (A), for $\theta > 0$, $\frac{\Pi_\theta(z|u)}{\Pi_0(z|u)}$ is decreasing in z .

For every fixed $u > 0$ and $\theta \geq 0$, take $k_1(s) = I_{(-\infty, m(\theta, u))}(s)$, $s \in \mathfrak{R}$, and $k_2(s) = \frac{\Pi_\theta(s|u)}{\Pi_0(s|u)}$, $\in \mathfrak{R}$, where $I_A(\cdot)$ denotes the indicator function of set $A \subseteq \mathfrak{R}$. Here $k_1(s)$ and $k_2(s)$ are decreasing

functions of s . Using Proposition 4.1, for any $u > 0$ and $\theta \geq 0$, we get

$$\begin{aligned} \frac{1}{2} &= \int_{-\infty}^{\infty} k_1(s)k_2(s)\Pi_0(s|u)ds \geq \left(\int_{-\infty}^{\infty} k_1(s)\Pi_0(s|u)ds \right) \left(\int_{-\infty}^{\infty} k_2(s)\Pi_0(s|u)ds \right) \\ \implies \int_{-\infty}^{m(\theta, u)} \Pi_{\theta}(s|u)ds &= \int_{-\infty}^{m(\mathbf{0}, u)} \Pi_0(s|u)ds = \frac{1}{2} \geq \int_{-\infty}^{m(\theta, u)} \Pi_0(s|u)ds \\ \implies m(\mathbf{0}, u) &\geq m(\theta, u), \quad \forall u > 0, \end{aligned}$$

establishing the assertion. ■

Theorem 4.4 *Suppose that assumptions (A) and (C1)-(C3) hold. Let $\delta_{\phi} = X_{(2)} - \phi(U)$ be an estimator of $\theta_{(2)}$ such that $P_{\theta}(\phi(U) > m(\mathbf{0}, U)) \neq 0$, for some $\theta \in \Theta$. Then the estimator*

$$\delta_{\phi_0}(\mathbf{X}) = X_{(2)} - \min\{\phi(U), m(\mathbf{0}, U)\} \quad (4.1)$$

improves over the estimator $\delta_{\phi}(\mathbf{X}) = X_{(2)} - \phi(U)$ in terms of the GPN criterion with a general loss (1.3).

Proof: Let $\phi_0(t) = \min\{\phi(t), m(\mathbf{0}, t)\}$, $t \geq 0$. The GPN of $\delta_{\phi_0}(\mathbf{X}) = X_{(2)} - \phi_0(U)$ relative to $\delta_{\phi}(\mathbf{X})$ is given by

$$\begin{aligned} GPN(\delta_{\phi_0}, \delta_{\phi}; \theta) &= P_{\theta}[W(X_{(2)} - \theta_{(2)} - \phi_0(U)) < W(X_{(2)} - \theta_{(2)} - \phi(U))] \\ &\quad + \frac{1}{2}P_{\theta}[W(X_{(2)} - \theta_{(2)} - \phi_0(U)) = W(X_{(2)} - \theta_{(2)} - \phi(U))] \\ &= \int_{-\infty}^{\infty} P_{\theta}[W(X_{(2)} - \theta_{(2)} - \phi_0(u)) < W(X_{(2)} - \theta_{(2)} - \phi(u))|U = u] f_U(u) du \\ &\quad + \frac{1}{2} \int_{-\infty}^{\infty} P_{\theta}[W(X_{(2)} - \theta_{(2)} - \phi_0(u)) = W(X_{(2)} - \theta_{(2)} - \phi(u))|U = u] f_U(u) du, \end{aligned}$$

where $f_U(u) = \int_{-\infty}^{\infty} [f(t - u + \theta)f(t) + f(t - u)f(t + \theta)] dt$, $u > 0$, $\theta = \theta_{(2)} - \theta_{(1)} \geq 0$, is p.d.f. of r.v. U . Now, define $A = \{u > 0 : \phi(u) \leq m(\mathbf{0}, u)\}$ and $B = \{u > 0 : \phi(u) > m(\mathbf{0}, u)\}$, we get

$$\begin{aligned} GPN(\delta_{\phi_0}, \delta_{\phi}; \theta) &= \int_A P_{\theta}[W(X_{(2)} - \theta_{(2)} - \phi(u)) < W(X_{(2)} - \theta_{(2)} - \phi(u))|U = u] f_U(u) du \\ &\quad + \frac{1}{2} \int_A P_{\theta}[W(X_{(2)} - \theta_{(2)} - \phi(u)) = W(X_{(2)} - \theta_{(2)} - \phi(u))|U = u] f_U(u) du \\ &\quad + \int_B P_{\theta}[W(X_{(2)} - \theta_{(2)} - m(\mathbf{0}, u)) < W(X_{(2)} - \theta_{(2)} - \phi(u))|U = u] f_U(u) du \\ &\quad + \frac{1}{2} \int_B P_{\theta}[W(X_{(2)} - \theta_{(2)} - m(\mathbf{0}, u)) = W(X_{(2)} - \theta_{(2)} - \phi(u))|U = u] f_U(u) du \\ &= \frac{1}{2} \int_A f_U(u) du \\ &\quad + \int_B P_{\theta}[W(X_{(2)} - \theta_{(2)} - m(\mathbf{0}, u)) < W(X_{(2)} - \theta_{(2)} - \phi(u))|U = u] f_U(u) du. \end{aligned}$$

From Lemma 4.3, we have

$$m(\boldsymbol{\theta}, u) \leq m(\mathbf{0}, u), \quad \forall u > 0.$$

Then, for every $\boldsymbol{\theta} \in \Theta$, we have $-\infty < m(\boldsymbol{\theta}, u) \leq m(\mathbf{0}, u) < \phi(u)$, $\forall u \in B$. Since, for $u \in B$, $m(\boldsymbol{\theta}, u)$ is the median of the conditional distribution of $X_{(2)} - \theta_{(2)}$ given $U = u$ and using Lemma 4.2, we have $P_{\boldsymbol{\theta}}[W(X_{(2)} - \theta_{(2)} - m(\mathbf{0}, u)) < W(X_{(2)} - \theta_{(2)} - \phi(u)) | U = u] \geq \frac{1}{2}$, $\forall u \in B$, $\boldsymbol{\theta} \in \Theta$. Hence we get

$$GPN(\delta_{\phi_0}, \delta_{\phi}; \boldsymbol{\theta}) \geq \frac{1}{2}, \quad \forall \boldsymbol{\theta} \in \Theta, u > 0,$$

and strict inequity holds for some $u > 0$. This proves the theorem. \blacksquare

An immediate consequence of Lemma 4.2, the Pitman nearest (PN) equivariant estimator of $\theta_{(2)}$ within the class \mathcal{D} , under the GPN criterion, is obtained as

$$\delta_{PN}(\mathbf{X}) = X_{(2)} - m_0,$$

where m_0 is such that $\int_{-\infty}^{m_0} f(x) dx = \frac{1}{2}$.

Corollary 4.5 *Suppose that assumptions (A) and (C1)-(C3) hold. Then for estimating $\theta_{(2)}$ under the GPN criterion, the estimator*

$$\delta_{PN}^*(\mathbf{X}) = X_{(2)} - \min\{m_0, m(\mathbf{0}, U)\} \quad (4.2)$$

is Pitman nearer to $\theta_{(2)}$ than the estimator $\delta_{PN}(\mathbf{X}) = X_{(2)} - m_0$, provided $P_{\boldsymbol{\theta}}(m(\mathbf{0}, U) < m_0) \neq 0$, for some $\boldsymbol{\theta} \in \Theta$.

The following corollary provides an improvement over the usual estimator $\delta_0(\mathbf{X}) = X_{(2)} - c_0$ (as defined by (1.8)).

Corollary 4.6 *Suppose that assumptions (A) and (C1)-(C3) hold. Then for estimating $\theta_{(2)}$ under the GPN criterion, the estimator*

$$\delta_{PN}^*(\mathbf{X}) = X_{(2)} - \min\{c_0, m(\mathbf{0}, U)\} \quad (4.3)$$

is Pitman nearer to $\theta_{(2)}$ than the estimator $\delta_0(\mathbf{X}) = X_{(2)} - c_0$, provided $P_{\boldsymbol{\theta}}(m(\mathbf{0}, U) < c_0) \neq 0$, for some $\boldsymbol{\theta} \in \Theta$.

5 Applications

Example 5.1 Let $X_1 \sim N(\theta_1, \sigma^2)$ and $X_2 \sim N(\theta_2, \sigma^2)$, where $(\theta_1, \theta_2) \in \Theta_0$ is vector of unknown means and $\sigma^2 > 0$ is known common variance. The pdf of X_i is $f(x - \theta_i) = \frac{1}{\sqrt{2\pi\sigma}} e^{-\frac{1}{2\sigma^2}(x - \theta_i)^2}$, $x \in$

\Re , $i = 1, 2$. Here it is easy to see that $f(\cdot)$ holds the assumption (A).

Consider the estimation of parameter $\theta_{(2)} = \max\{\theta_1, \theta_2\}$ under the loss function

$$L((\theta_1, \theta_2), a) = W(a - \theta_{(2)}), \quad (\theta_1, \theta_2) \in \Re^2, \quad a \in \Re. \quad (5.1)$$

For the squared error loss (i.e., $W(t) = t^2$, $t \in \Re$), the usual estimator of $\theta_{(2)}$ is $\delta_{c_0} = X_{(2)}$. In this case, using Theorem 3.1, there is no improvement over the usual estimator δ_{c_0} and the improved estimator $\delta_{ST}(\mathbf{X}) = X_{(2)} - \min\left\{0, \frac{U}{2}\right\} = X_{(2)}$ is same. Also, using Theorem 3.4, the estimator $\delta_{b_0}(\mathbf{X}) = X_{(2)} - \frac{\sigma}{\sqrt{\pi}}$ is dominated by the estimator $\delta_{BZ}(\mathbf{X})$, where

$$\delta_{BZ}(\mathbf{X}) = X_{(2)} - \phi_{BZ}(U) = X_{(2)} - \frac{\sigma}{\sqrt{2}} \frac{\left(\frac{1}{\sqrt{2\pi}} - \phi\left(\frac{U}{\sqrt{2}\sigma}\right)\right)}{\left(\Phi\left(\frac{U}{\sqrt{2}\sigma}\right) - 0.5\right)},$$

$U = X_{(2)} - X_{(1)}$, $\phi(\cdot)$ is the p.d.f. of standard normal distribution and $\Phi(\cdot)$ is the d.f. of standard normal distribution.

For $W(t) = e^{at} - at - 1$, $t \in \Re$, $a \neq 0$, (i.e., the Linex loss) the usual estimator of $\theta_{(2)}$ is $\delta_{c_0} = X_{(2)} - \frac{a\sigma^2}{2}$. In this case, using Theorem 3.2, the estimator δ_{c_0} is dominated by the estimator $\delta_{ST}(\mathbf{X})$, where

$$\delta_{ST}(\mathbf{X}) = X_{(2)} - \min\left\{\frac{a\sigma^2}{2}, \frac{U}{2} + \frac{a\sigma^2}{4}\right\} = \max\left\{X_{(2)} - \frac{a\sigma^2}{2}, \frac{X_1 + X_2}{2} - \frac{a\sigma^2}{4}\right\}.$$

Also, using Theorem 3.5, the estimator $\delta_{b_0}(\mathbf{X}) = X_{(2)} - \frac{1}{a} \left[\ln 2 + \frac{a^2\sigma^2}{2} + \ln\left(\Phi\left(\frac{a\sigma}{\sqrt{2}}\right)\right)\right]$ is dominated by the estimator $\delta_{BZ}(\mathbf{X})$, where

$$\delta_{BZ}(\mathbf{X}) = X_{(2)} - \frac{1}{a} \left[\frac{a^2\sigma^2}{2} + \ln\left(\Phi\left(\frac{a\sigma}{\sqrt{2}}\right) - \Phi\left(\frac{-U + a\sigma^2}{\sqrt{2}\sigma}\right)\right) - \ln\left(\frac{1}{2} - \Phi\left(\frac{-U}{\sqrt{2}\sigma}\right)\right)\right].$$

Now we consider $W(t) = |t|$, $t \in \Re$, (i.e., the absolute error loss). Under this loss function the usual estimator of $\theta_{(2)}$ is $\delta_{c_0} = X_{(2)}$. In this case, using Theorem 3.3, the estimator δ_{c_0} is dominated by the estimator

$$\delta_{ST}(\mathbf{X}) = X_{(2)} - \min\left\{0, \frac{U}{2}\right\} = X_{(2)}.$$

Also, using Theorem 3.6, the estimator $\delta_{b_0}(\mathbf{X}) = X_{(2)} - b_0$, where b_0 is the solution of the equation $\int_{-\infty}^C \Phi\left(\frac{s}{\sigma}\right) \phi\left(\frac{s}{\sigma}\right) ds = \frac{\sigma}{4}$, is dominated by the estimator $\delta_{BZ}(\mathbf{X}) = X_{(2)} - C$, where C is the unique solution of the following equation

$$\int_{-\infty}^C \left[\Phi\left(\frac{s}{\sigma}\right) - \Phi\left(\frac{s-U}{\sigma}\right)\right] \phi\left(\frac{s}{\sigma}\right) ds = \frac{\sigma}{4} - \frac{\sigma}{2} \Phi\left(\frac{-U}{\sqrt{2}\sigma}\right). \quad (5.2)$$

Now, we will illustrate an application of Theorem 4.4 and Corollary 4.5. Consider the estimation of parameter $\theta_{(2)}$ under the GPN criterion with the general loss function ($W(\cdot)$ satisfy (C1), (C2) and (C3))

$$L(\boldsymbol{\theta}, a) = W(a - \theta_{(2)}), \quad \boldsymbol{\theta} \in \mathfrak{R}^2, \quad a \in \mathfrak{R}. \quad (5.3)$$

Under the GPN criterion, the Pitman nearest (PN) estimator of $\theta_{(2)}$ is $X_{(2)}$. In this case, using Theorems 4.4, the improved estimator $\delta_{\phi^*}(\mathbf{X}) = X_{(2)} - \min \left\{ 0, \frac{U}{2} \right\} = X_{(2)}$ is same as PN estimator. Hence, there is no improvement over the estimator $X_{(2)}$ using our results.

Example 5.2 Let X_1 and X_2 be independent exponential random variables with X_i having the p.d.f. $f(x - \theta_i)$, $i = 1, 2$, where

$$f(z) = \begin{cases} \frac{1}{\sigma} e^{-\frac{z}{\sigma}}, & \text{if } z \geq 0 \\ 0, & \text{if } z < 0 \end{cases},$$

$\sigma > 0$ is known positive constant and $\boldsymbol{\theta} \in \mathfrak{R}^2$ is the vector of unknown location parameters. Consider estimation of $\theta_{(2)}$ under the loss function

$$L(\boldsymbol{\theta}, a) = W(a - \theta_{(2)}), \quad \boldsymbol{\theta} \in \mathfrak{R}^2, \quad a \in \mathfrak{R}. \quad (5.4)$$

Under the squared error loss (i.e., $W(t) = t^2$, $t \in \mathfrak{R}$), the usual estimator of $\theta_{(2)}$ is $X_{(2)} - \sigma$. In this case, using Theorem 3.1, the BLEE $X_{(2)} - \sigma$ is dominated by the estimator $\delta_{ST}(\mathbf{X})$, where

$$\delta_{ST}(\mathbf{X}) = X_{(2)} - \min \left\{ \sigma, \frac{\sigma}{2} + U \right\} = \max \left\{ X_{(2)} - \sigma, X_{(1)} - \frac{\sigma}{2} \right\}.$$

Also, using Theorem 3.4, the estimator $\delta_{b_0}(\mathbf{X}) = X_{(2)} - \frac{3\sigma}{2}$ is dominated by the estimator $\delta_{BZ}(\mathbf{X})$, where

$$\delta_{BZ}(\mathbf{X}) = X_{(2)} - \phi_{BZ}(U) = X_{(2)} - \frac{3\sigma - (2U + 3\sigma)e^{-\frac{U}{\sigma}}}{2(1 - e^{-\frac{U}{\sigma}})},$$

and $U = X_{(2)} - X_{(1)}$.

Under the Linex loss function $W(t) = e^{at} - at - 1$, $t \in \mathfrak{R}$, $a \neq 0$, the usual estimator of $\theta_{(2)}$ is $\delta_{c_0} = X_{(2)} + \frac{1}{a} \ln(1 - a\sigma)$, whenever $a\sigma < 1$. In this case, using Theorem 3.2, the estimator $X_{(2)}$ is dominated by the estimator $\delta_{ST}(\mathbf{X})$, where

$$\begin{aligned} \delta_{ST}(\mathbf{X}) &= X_{(2)} - \min \left\{ -\frac{1}{a} \ln(1 - a\sigma), U + \frac{\ln(2)}{a} - \frac{1}{a} \ln(2 - a\sigma) \right\} \\ &= \max \left\{ X_{(2)} + \frac{1}{a} \ln(1 - a\sigma), X_{(1)} + \frac{1}{a} \ln(2 - a\sigma) - \frac{\ln(2)}{a} \right\}. \end{aligned}$$

Also, using Theorem 3.5 the estimator $\delta_{b_0}(\mathbf{X}) = X_{(2)} - \frac{1}{a}[\ln 2 - \ln(1 - a\sigma) - \ln(2 - a\sigma)]$, whenever $a\sigma < 1$, is dominated by the estimator $\delta_{BZ}(\mathbf{X})$, where

$$\delta_{BZ}(\mathbf{X}) = X_{(2)} - \phi_{BZ}(U) = X_{(2)} - \frac{1}{a} \left[\ln 2 - \ln(1 - a\sigma) - \ln(2 - a\sigma) + \ln \left(1 - e^{-U(\frac{1}{\sigma} - a)} \right) - \ln \left(1 - e^{-\frac{U}{\sigma}} \right) \right].$$

Under the absolute error loss $W(t) = |t|$, $t \in \mathfrak{R}$, the usual estimator of $\theta_{(2)}$ is $\delta_{c_0} = X_{(2)} - \sigma \ln(2)$. In this case, using Theorem 3.3, the estimator $X_{(2)} - \sigma \ln(2)$ is dominated by the estimator

$$\delta_{ST}(\mathbf{X}) = X_{(2)} - \min \left\{ \sigma \ln(2), U + \frac{\sigma}{2} \ln(2) \right\} = \max \left\{ X_{(2)} - \sigma \ln(2), X_{(1)} - \frac{\sigma}{2} \ln(2) \right\}.$$

Also, using Theorem 3.6, the estimator $\delta_{b_0}(\mathbf{X}) = X_{(2)} + \sigma \ln \left(1 - \frac{1}{\sqrt{2}} \right)$ is dominated by the estimator $\delta_{BZ}(\mathbf{X}) = X_{(2)} - C$, where $C > 0$ is the unique solution of the following equation

$$\int_0^C \int_0^{\min\{U, s\}} e^{-\frac{2s}{\sigma}} e^{\frac{y}{\sigma}} dy ds = \frac{\sigma^2}{4} \left(1 - e^{-\frac{U}{\sigma}} \right).$$

Now, we will illustrate an application of Theorem 4.4 and Corollary 4.5. Consider the estimation of parameter $\theta_{(2)}$ under the GPN criterion with the general loss function ($W(\cdot)$ satisfy (C1), (C2) and (C3))

$$L(\boldsymbol{\theta}, a) = W(a - \theta_{(2)}), \quad \boldsymbol{\theta} \in \mathfrak{R}^2, \quad a \in \mathfrak{R}. \quad (5.5)$$

Under the GPN criterion, the PN estimator of $\theta_{(2)}$ is $X_{(2)} - \sigma \ln(2)$. In this case, using Theorems 4.4, the estimator

$$\delta_{\phi_0}(\mathbf{X}) = \max \left\{ X_{(2)} - \sigma \ln(2), X_{(1)} - \frac{\sigma}{2} \ln(2) \right\}$$

is the Pitman nearer to $\theta_{(2)}$ than the estimator $X_{(2)} - \sigma \ln(2)$, under the GPN criterion.

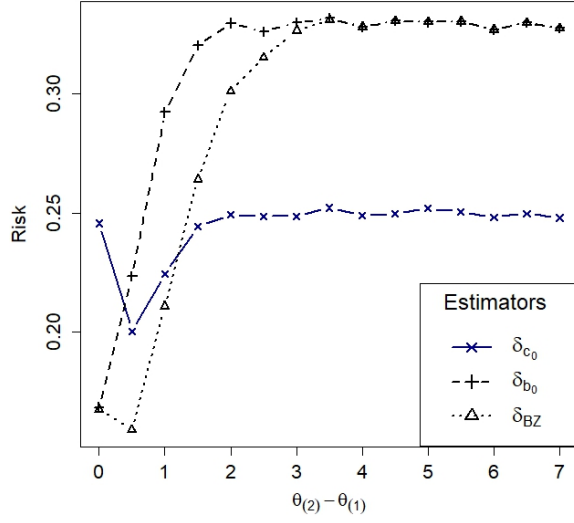
6 Simulation study

In Example 4.1, we considered the estimation of the larger mean $\theta_{(2)}$ of two independent normal distributions with a known common variance (σ^2). We derived estimators that improved upon the usual estimator $\delta_{c_0}(\mathbf{X}) = X_{(2)}$ and the estimator $\delta_1(\mathbf{X}) = X_{(2)} - b_0$ under three different loss functions. To evaluate the risk performance of these estimators of $\theta_{(2)}$ under these loss functions, we conducted Monte Carlo simulations to compare the risk performances of the usual estimator $X_{(2)}$, the Stein-type estimator δ_{ST} , the estimator $\delta_1(\mathbf{X})$, and the Brewster-Zidek type estimator δ_{BZ} . We computed the simulated risks based on 50000 simulations from relevant distributions, and the resulting risk function of the different estimators were plotted in Figures 1-3. The following observations are evident from Figures 1-3:

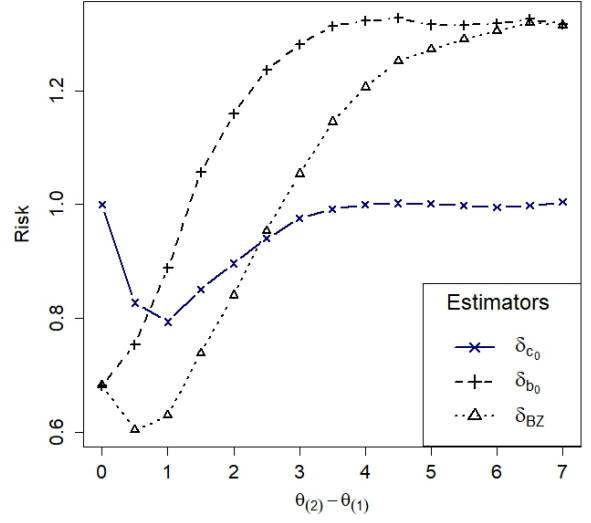
- (i) The risk of the Stein type estimator δ_{ST} has smaller risk than the usual estimator δ_{c_0} . For

smaller σ , it can be seen that the risk values of both the estimators are almost equal when $\theta_{(2)} - \theta_{(1)}$ takes values close to zero and approximately more than 3. For higher values of σ , we observe that δ_{ST} performs significantly better than δ_{c_0} . In this case, the region on improvement is better than the previous (small σ) case.

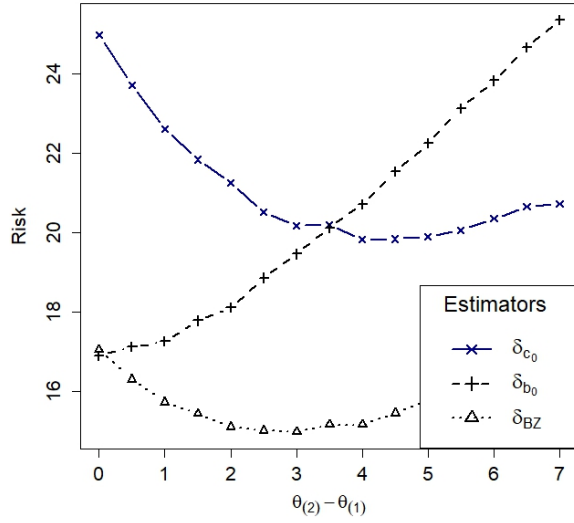
- (ii) The risk performance of δ_{BZ} is better than δ_1 for all $\theta_{(2)} - \theta_{(1)}$. It is observed that for larger values of σ , the improvement interval is bigger compared to the smaller values of σ .
- (iii) We also found that there was no clear winner among the various estimators, as the estimator δ_1 and the δ_{BZ} performed better than the usual estimator and δ_{ST} for small and moderate values of $\theta_{(2)} - \theta_{(1)}$, whereas the estimator δ_{ST} dominated the other two estimators for large values of $\theta_{(2)} - \theta_{(1)}$.



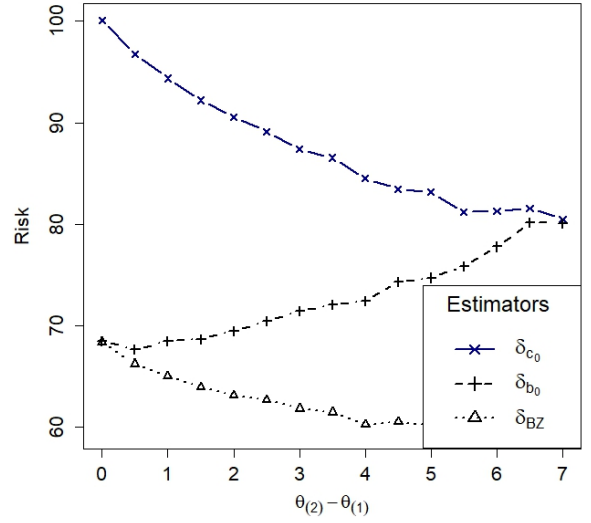
(a) $\sigma = 0.5$



(b) $\sigma = 1$

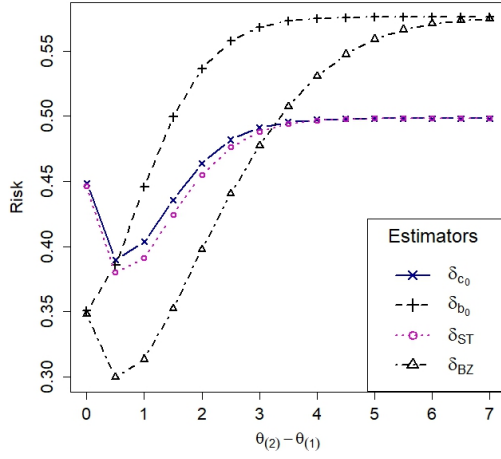


(c) $\sigma = 5$

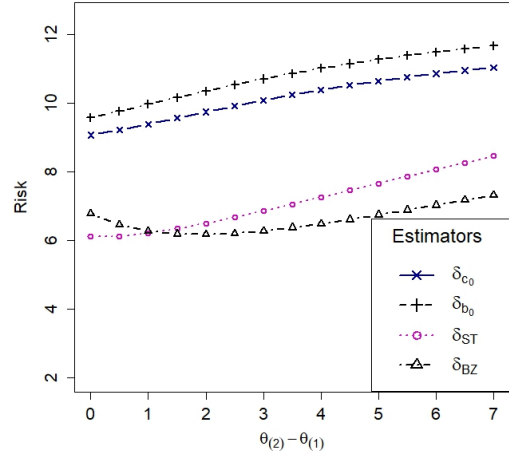


(d) $\sigma = 10$

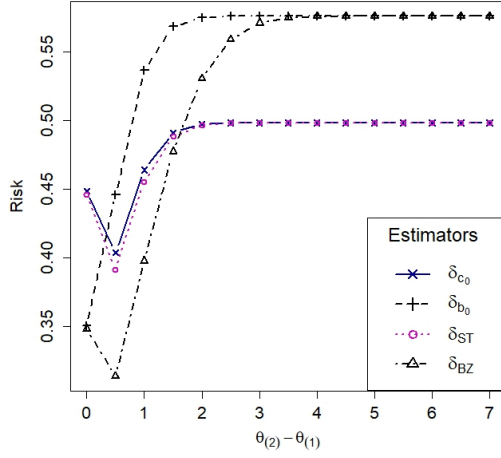
Figure 1: Risk plots of estimators of parameter $\theta_{(2)}$ against values of $\theta = \theta_{(2)} - \theta_{(1)}$: when $W(t) = t^2$, $t \in \mathfrak{R}$, and so, $b_0 = \frac{\sigma}{\sqrt{\pi}}$.



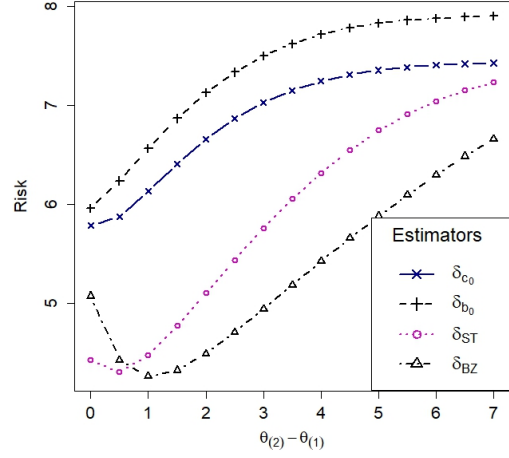
(a) $\sigma = 1$ and $a = 1$



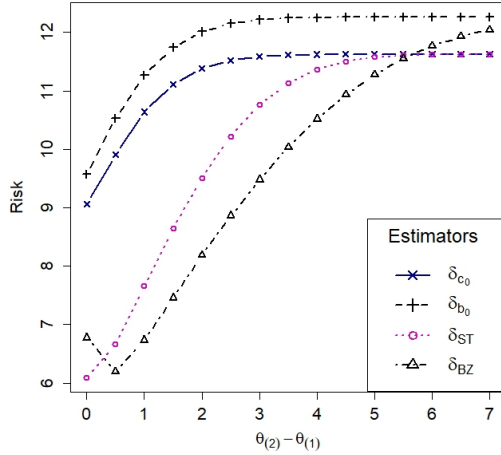
(b) $\sigma = 5$ and $a = 1$



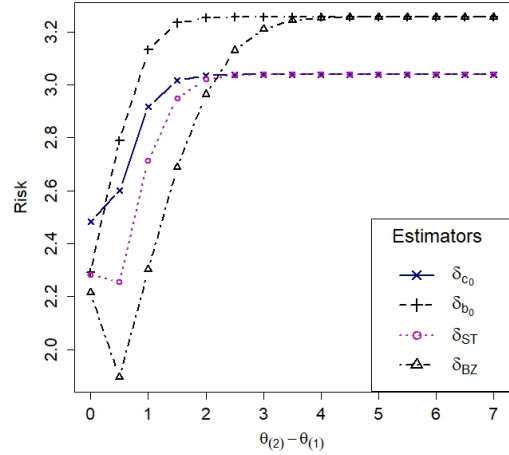
(c) $\sigma = 0.5$ and $a = 2$



(d) $\sigma = 2$ and $a = 2$

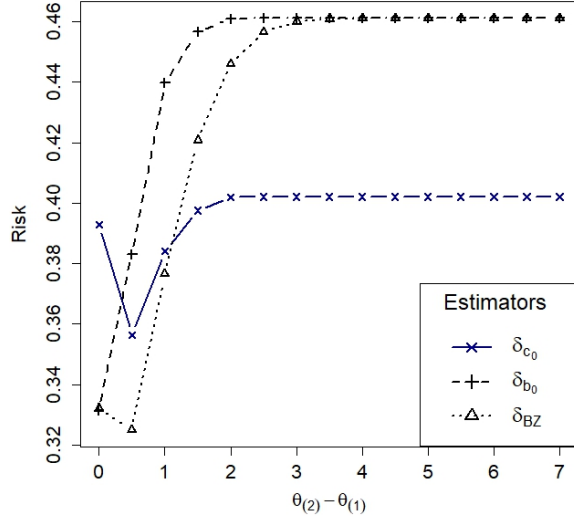


(e) $\sigma = 1$ and $a = 5$

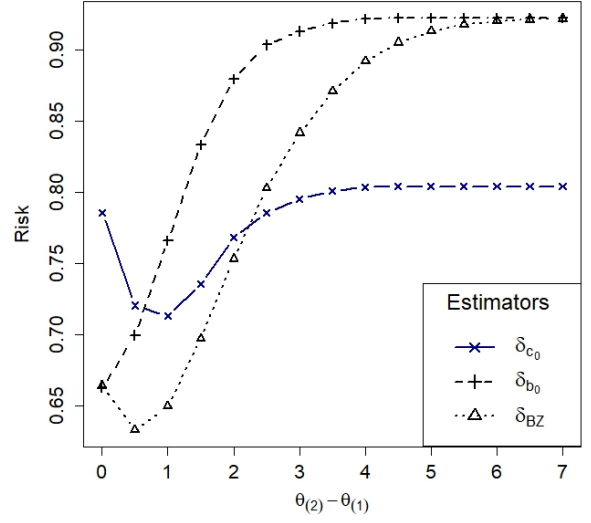


(f) $\sigma = 0.5$ and $a = 5$

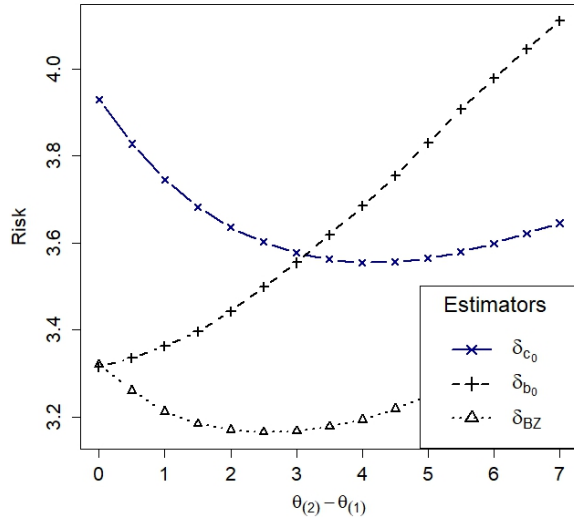
Figure 2: Risk plots of estimators of parameter $\theta_{(2)}$ against values of $\theta = \theta_{(2)} - \theta_{(1)}$: when $W(t) = e^{at} - at - 1$, $t \in \mathbb{R}$, $a \neq 0$, and so, $b_0 = \frac{1}{a} \left[\ln 2 + \frac{a^2 \sigma^2}{2} + \ln \left(\Phi \left(\frac{a\sigma}{\sqrt{2}} \right) \right) \right]$.



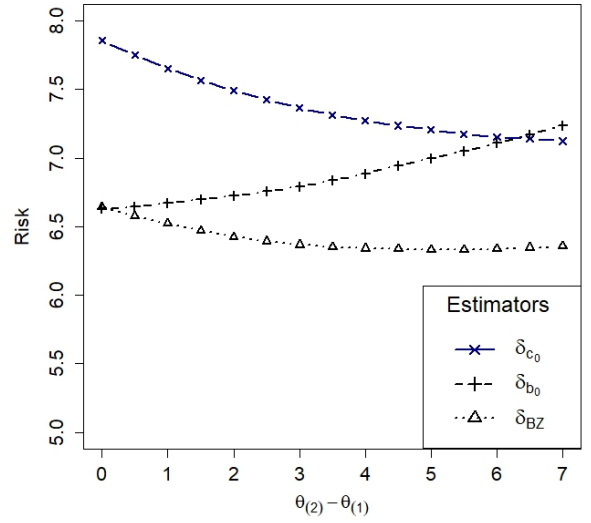
(a) $\sigma = 0.5$



(b) $\sigma = 1$



(c) $\sigma = 5$



(d) $\sigma = 10$

Figure 3: Risk plots of estimators of parameter $\theta_{(2)}$ against values of $\theta = \theta_{(2)} - \theta_{(1)}$: when $W(t) = |t|$, $t \in \mathbb{R}$, and so, b_0 is the solution of the equation $\int_{-\infty}^C \Phi\left(\frac{s}{\sigma}\right) \phi\left(\frac{s}{\sigma}\right) ds = \frac{\sigma}{4}$.

7 Real-life Data Analysis

For real life data analysis, we have considered the “Jute fiber breaking strength data”, discussed by [Xia et al. \(2009\)](#) and presented in Table 1. This data represents the breaking strength of jute fibre of two different gauge lengths.

Jute is a versatile natural fiber widely employed in various products, including textiles, ropes, sacks, and geotextiles. The breaking strength of jute fibers plays a pivotal role in determining the quality and durability of these products. By estimating the maximum breaking strength with different gauge lengths, manufacturers can ensure that their products conform to the required standards and can withstand a range of stresses and loads. Therefore, the estimation of the maximum breaking strength of jute fibers using two different gauge lengths holds significant importance in the realm of material science and engineering for several compelling reasons.

For data analysis, we initially examined whether these datasets follow two-parameter exponential distributions. We used the one-sample Kolmogorov-Smirnov test to see if the data with gauge lengths 10 mm and 15 mm may be following a two parameter exponential distributions and found p-values of 0.755 and 0.306, respectively, indicating that the data with gauge lengths 10 mm and 15 mm follow a two parameter exponential distributions with a common scale parameter value of 322.

Let X_1 and X_2 be the two independent random variables representing the breaking strength of jute fibre corresponding to gauge length 10 mm and 15 mm, respectively. Therefore $X_1 \sim \text{Exp}(\theta_1, \sigma)$ and $X_2 \sim \text{Exp}(\theta_2, \sigma)$, where θ_1 and θ_2 are location parameters, and common known scale parameter $\sigma = 322/30 = 10.73$. Using our finding of this paper, we obtain estimates that are better than the natural estimates of parameter $\max\{\theta_1, \theta_2\}$.

In Example 5.2, we have presented various estimators under the squared error loss, linex loss and absolute error loss functions, which are given in Table 2, Table 3 and Table 4, respectively. From theoretical results (in Example 5.2), we infer that the Stein type estimated value $\delta_{ST}(\mathbf{x})$ is better than estimated value of $\delta_{c_0}(\mathbf{x})$ and the Brewster-Zidek type estimated value $\delta_{BZ}(\mathbf{x})$ is better than estimated value of $\delta_{b_0}(\mathbf{x})$ for parameter $\max\{\theta_1, \theta_2\}$.

Table 1: The breaking strength of jute fibre

| No. | gauge length 10 mm | gauge length 15 mm |
|-----|--------------------|--------------------|
| 1 | 43.93 | 594.4 |
| 2 | 50.16 | 202.75 |
| 3 | 101.15 | 168.37 |
| 4 | 108.94 | 574.86 |
| 5 | 123.06 | 225.65 |
| 6 | 141.38 | 76.38 |
| 7 | 151.48 | 156.67 |
| 8 | 163.4 | 127.81 |
| 9 | 177.25 | 813.87 |
| 10 | 183.16 | 562.39 |
| 11 | 212.13 | 468.47 |
| 12 | 257.44 | 135.09 |
| 13 | 262.9 | 72.24 |
| 14 | 291.27 | 497.94 |
| 15 | 303.9 | 355.56 |
| 16 | 323.83 | 569.07 |
| 17 | 353.24 | 640.48 |
| 18 | 376.42 | 200.76 |
| 19 | 383.43 | 550.42 |
| 20 | 422.11 | 748.75 |
| 21 | 506.6 | 489.66 |
| 22 | 530.55 | 678.06 |
| 23 | 590.48 | 457.71 |
| 24 | 637.66 | 106.73 |
| 25 | 671.49 | 716.3 |
| 26 | 693.73 | 42.66 |
| 27 | 700.74 | 80.4 |
| 28 | 704.66 | 339.22 |
| 29 | 727.23 | 70.09 |
| 30 | 778.17 | 193.42 |

Table 2: Various estimated values of parameter $\max\{\theta_1, \theta_2\}$:
under the squared error loss

| $\delta_{c_0}(\mathbf{x})$ | $\delta_{ST}(\mathbf{x})$ | $\delta_{b_0}(\mathbf{x})$ | $\delta_{BZ}(\mathbf{x})$ |
|----------------------------|---------------------------|----------------------------|---------------------------|
| 33.2 | 37.3 | 27.835 | 37.94 |

Table 3: Various estimated values of parameter $\max\{\theta_1, \theta_2\}$:
under the Linex loss with $a = -1$

| $\delta_{c_0}(\mathbf{x})$ | $\delta_{ST}(\mathbf{x})$ | $\delta_{b_0}(\mathbf{x})$ | $\delta_{BZ}(\mathbf{x})$ |
|----------------------------|---------------------------|----------------------------|---------------------------|
| 41.47 | 41.47 | 39.62 | 41.52 |

Table 4: Various estimated values of parameter $\max\{\theta_1, \theta_2\}$:
under the absolute error loss

| $\delta_{c_0}(\mathbf{x})$ | $\delta_{ST}(\mathbf{x})$ | $\delta_{b_0}(\mathbf{x})$ | $\delta_{BZ}(\mathbf{x})$ |
|----------------------------|---------------------------|----------------------------|---------------------------|
| 36.5 | 38.94 | 30.75 | 45.65 |

8 Conclusions

In the present article, we have considered the estimation, from a decision-theoretic point of view, of the larger location parameter of two general location family of distributions under a general location invariant loss function. We have proposed a Stein-type estimator, which improves upon the usual estimator. Next, we have proposed an estimator, δ_{b_0} , which is similar to the usual estimator. Using the IERD approach of Kubokawa, a class of estimators has been derived that dominates δ_{b_0} . It is seen that the boundary estimator of this class is the Brewster-Zidek type estimator. As an application, the improved estimators are derived for particular loss functions. We have also considered the same estimation problem with respect to the generalized Pitman nearness criterion. We have proposed an estimator that is nearer than the usual estimator. As an application, explicit expressions of all the improved estimators are obtained for the normal and exponential models. Further, we have compared the risk performance of the proposed estimators using the Monte Carlo simulation. Finally, we present a real-life application that demonstrates the practical significance of the findings presented in this paper.

References

- Barlow, R. E., Bartholomew, D. J., Bremner, J. M. and Brunk, H. D. (1972). *Statistical inference under order restrictions. The theory and application of isotonic regression*, John Wiley & Sons.
- Blumenthal, S. and Cohen, A. (1968). Estimation of two ordered translation parameters, *The Annals of Mathematical Statistics*. **39**(2), 517–530.
- Brewster, J. F. and Zidek, J. (1974). Improving on equivariant estimators, *The Annals of Statistics*. **2**(1), 21–38.
- Chang, Y.-T., Fukuda, K. and Shinozaki, N. (2017). Estimation of two ordered normal means when a covariance matrix is known, *Statistics*. **51**(5), 1095–1104.
- Chang, Y.-T. and Shinozaki, N. (2015). Estimation of two ordered normal means under modified pitman nearness criterion, *Annals of the Institute of Statistical Mathematics*. **67**(5), 863–883.
- Dhariyal, I. D., Dudewicz, E. J. and Blumenthal, S. (1982). Estimation of the larger mean, *SIAM Journal on Applied Mathematics*. **42**(6), 1265–1275.
- Dudewicz, E. J. and Koo, J. O. (1982). *The complete categorized guide to statistical selection and ranking procedures*, Vol. 6, Amer Sciences Press.
- Elfessi, A. and Pal, N. (1992). Estimation of the smaller and larger of two uniform scale parameters, *Communications in Statistics-Theory and Methods*. **21**(10), 2997–3015.

- Garg, N. and Misra, N. (2021). Componentwise equivariant estimation of order restricted location and scale parameters in bivariate models: a unified study, *Brazilian Journal of Probability and Statistics*. .
- Garg, N. and Misra, N. (2023). A unified study for estimation of order restricted parameters of a general bivariate model under the generalized pitman nearness criterion, *Statistical Papers*. pp. 1–37.
- Keating, J. P. (1985). More on Rao’s phenomenon, *Sankhyā Ser. B*. **47**(1), 18–21.
- Keating, J. P. and Mason, R. L. (1985). Practical relevance of an alternative criterion in estimation, *The American Statistician*. **39**(3), 203–205.
- Keating, J. P., Mason, R. L. and Sen, P. K. (1993). *Pitman’s measure of closeness: a comparison of statistical estimators*, SIAM.
- Kubokawa, T. (1991). Equivariant estimation under the pitman closeness criterion, *Communications in Statistics-Theory and Methods*. **20**(11), 3499–3523.
- Kubokawa, T. (1994). A unified approach to improving equivariant estimators, *The Annals of Statistics*. **22**(1), 290–299.
- Kubokawa, T. and Saleh, A. K. M. E. (1994). Estimation of location and scale parameters under order restrictions, *J. Statist. Res.*. **28**(1-2), 41–51.
- Kumar, S. and Sharma, D. (1993). Unbiased inestimability of the larger of two parameters, *Statistics: A Journal of Theoretical and Applied Statistics*. **24**(2), 137–142.
- Kumar, S., Tripathi, Y. M. and Misra, N. (2005). James–stein type estimators for ordered normal means, *Journal of Statistical Computation and Simulation*. **75**(7), 501–511.
- Marshall, A. W. and Olkin, I. (2007). Characterizations of distributions through coincidences of semi-parametric families, *J. Statist. Plann. Inference*. **137**(11), 3618–3625.
- Misra, N., Anand, R. and Singh, H. (1994). Estimation of the largest location parameter of exponential distributions, *Communications in Statistics–Theory and Methods*. **23**(10), 2865–2880.
- Misra, N., Anand, R. and Singh, H. (1997). Estimation of the smaller and larger scale parameters of two exponential distributions.
- Misra, N., Bansal, N. K. and Hamedani, G. G. (2003). On estimating the largest scale parameter, *J. Stat. Theory Appl.*. **2**(3-4), 255–266.
- Misra, N., Dhariyal, I. D. and Kundu, D. (2002). Natural estimators for the larger of two exponential location parameters with a common unknown scale parameter, *Statistics & Risk Modeling*. **20**(1-4), 67–80.
- Mitra, A., Kundu, D., Dhariyal, I. and Misra, N. (1994). Estimating the ratio of the smaller and the larger of two uniform scale parameters, *Journal of statistical computation and simulation*. **50**(3-4), 197–211.
- Nayak, T. K. (1990). Estimation of location and scale parameters using generalized pitman nearness criterion, *Journal of Statistical Planning and Inference*. **24**(2), 259–268.

- Patra, L. K. and Kumar, S. (2017). Estimating ordered means of a bivariate normal distribution, *American Journal of Mathematical and Management Sciences*. **36**(2), 118–136.
- Peddada, S. D. (1985). A short note on Pitman’s measure of nearness, *Amer. Statist.* **39**(4, part 1), 298–299.
- Pitman, E. J. (1937). The “closest” estimates of statistical parameters, *Mathematical Proceedings of the Cambridge Philosophical Society*, Vol. 33, Cambridge University Press, pp. 212–222.
- Rao, C. R. (1981). Some comments on the minimum mean square error as a criterion of estimation, *Statistics and related topics (Ottawa, Ont., 1980)*, North-Holland, Amsterdam-New York, pp. 123–143.
- Rao, C. R., Keating, J. P. and Mason, R. L. (1986). The Pitman nearness criterion and its determination, *Comm. Statist. A—Theory Methods*. **15**(11), 3173–3191.
- Robertson, T., Wright, F. T. and Dykstra, R. L. (1988). *Order restricted statistical inference*, John Wiley & Sons.
- Shaked, M. and Shanthikumar, J. G. (2007). *Stochastic orders*, Springer Series in Statistics, Springer, New York.
- Stein, C. (1964). Inadmissibility of the usual estimator for the variance of a normal distribution with unknown mean, *Annals of the Institute of Statistical Mathematics*. **16**(1), 155–160.
- van Eeden, C. (2006). *Restricted parameter space estimation problems. Admissibility and minimaxity properties*, Vol. 188 of *Lecture Notes in Statistics*, Springer, New York.
- Xia, Z., Yu, J., Cheng, L., Liu, L. and Wang, W. (2009). Study on the breaking strength of jute fibres using modified weibull distribution, *Composites Part A: Applied Science and Manufacturing*. **40**(1), 54–59.
- Zhou, H. and Nayak, T. K. (2012). Pitman closest equivariant estimators and predictors under location–scale models, *Journal of Statistical Planning and Inference*. **142**(6), 1367–1377.