

Giant nonreciprocity of current-voltage characteristics of noncentrosymmetric superconductor-normal metal-superconductor junctions

T. Liu,¹ M. Smith,² A. V. Andreev,¹ and B. Z. Spivak¹

¹*Department of Physics, University of Washington, Seattle, WA 98195, USA*

²*Materials Science Division, Argonne National Laboratory, Lemont, Illinois 60439, USA*

(Dated: September 12, 2023)

We develop a theory of nonreciprocal current-voltage (I-U) characteristics in noncentrosymmetric superconductor-normal metal-superconductor junctions. We show that at small voltages the nonreciprocal features of the I-U characteristics can be expressed entirely in terms of the dependence of the nonreciprocal part of the quasiparticle density of states in the normal metal part of the junction on the order parameter phase difference χ across the junction. The amplitude of the nonreciprocity in this regime is proportional to the inelastic quasiparticle relaxation time τ_{in} , and can be much larger than that in normal materials, where it is proportional to the elastic relaxation time τ_{el} . At low bias the I-U characteristics possess additional symmetry, not present in normal conductors; they remain invariant under simultaneous reversal of current, voltage and the magnetic field.

Due to Onsager's principle, the linear two-terminal conductance of time-reversal invariant systems, $G_l(\mathbf{H})$, must be an even function of the magnetic field \mathbf{H} [1, 2]

$$G_l(\mathbf{H}) = G_l(-\mathbf{H}). \quad (1)$$

Beyond the linear in U regime, the current-voltage ($I - U$) characteristics in noncentrosymmetric systems can be nonreciprocal: $J(U, \mathbf{H}) \neq J(U, -\mathbf{H})$.

In noncentrosymmetric normal conductors this phenomenon has been investigated in several articles, see for example Refs. [3–10]. In this case, at small \mathbf{H} and U , the degree of nonreciprocity is proportional to the elastic relaxation time τ_{el} ,

$$\delta J = J(\mathbf{H}) - J(-\mathbf{H}) \sim \eta \tau_{el} U^2 \mathbf{H}. \quad (2)$$

Here η is a material dependent parameter.

The shapes of the current-voltage (I-U) characteristics in superconductor-normal metal-superconductor (SNS) junctions are more complicated than those of normal metals. The reciprocal part of the I-U characteristics of SNS junctions have been studied in many articles, see for example Refs. [11–15]. It was shown in Ref. [15] that the shape of I-U characteristics at small and large bias are qualitatively different, as illustrated in Figs. 1 and 2. At relatively large bias, the I-U characteristics are controlled by the elastic mean free time τ_{el} . As a result, the degree of nonreciprocity in this regime is expected to be of order of that of the normal part of the junction, which is relatively small and featureless. These parts of the I-U characteristics are shown in Figs. 1,2 by dashed black lines. At small bias the I-U characteristics are controlled by the long quasiparticle inelastic relaxation time $\tau_{in} \gg \tau_{el}$, which is typically much longer than the elastic relaxation time. Therefore, the nonlinear conductance of the junctions turns out to be much larger than the normal state conductance. These parts of the I-U characteristics are shown in Figs. 1 and 2 by green and blue lines.

There is extended literature about the nonreciprocity of supercurrent in superconductors in general, and the nonreciprocity of the critical current of Josephson junctions in particular (see for example Refs. [8, 16–31], and references herein). On the other hand, the nonreciprocity of the dissipative part of nonlinear I-U characteristics has attracted much less attention. The goal of this article is to develop a theory of nonreciprocity of $I - U$ characteristics of noncentrosymmetric SNS junctions in this regime. We will show that at small voltages the degree of the nonreciprocity of the I-U characteristics of SNS junctions turns out to be much larger than in normal metals.

At small voltages $eU \ll E_T$, the quasi-particle spectrum, and the I-U characteristics of the junction can be calculated in the adiabatic approximation, treating the phase difference $\chi(t)$ as a slowly varying parameter [15]. Here E_T is the Thouless energy, which is inversely proportional to the characteristic time required for quasiparticles to travel between the two superconducting banks of the junction. For simplicity we assume that the transmission coefficient of superconductor-normal metal boundary is of order one. In this case the charge transport through SNS junction can be expressed entirely in terms of the dependence of the density of states $\nu(\epsilon, \chi)$ on χ and the quasiparticle energy ϵ .

In the presence of the voltage, the phase difference across the junction $\chi(t)$ evolves in time according to the Josephson relation,

$$\dot{\chi} \equiv \frac{d\chi}{dt} = 2eU(t). \quad (3)$$

Due to Andreev reflection at the normal metal-superconductor boundaries the low energy quasiparticles ($\epsilon < \Delta$) are trapped inside the normal region, and the spectrum of these quasiparticles depends on the phase difference χ . At nonzero temperature T , the quasiparticles occupying these levels move in energy space together with the levels. This motion creates a nonequilib-

rium quasiparticle distribution, which relaxes via inelastic scattering producing a dissipative contribution to the current. The physical mechanism of this contribution is similar to the Debye mechanism of microwave absorption in gases [32], Mandelstam-Leontovich mechanism of the second viscosity in liquids [33], the Pollak-Geballe mechanism of microwave absorption in the hopping conductivity regime [34], and the mechanism of low frequency microwave absorption in superconductors [35–37].

A quantitative description of the current in the low bias regime can be obtained as follows (see for example [15] and references therein). In the adiabatic approximation, contributions to the current related to transitions between energy levels can be neglected, and the current may be expressed as

$$J(t) = -2e \int_0^\infty d\epsilon \nu(\epsilon, \chi(t)) V_\nu(\epsilon, \chi(t)) [n(\epsilon, t) - n_F(\epsilon)] + J_s(\chi(t)). \quad (4)$$

Here $\nu(\epsilon, \chi)$ is the total density of states which includes spin degree of freedom, $n(\epsilon, t)$ is the nonequilibrium occupancy of quasiparticle levels with energy ϵ , $n_F(\epsilon)$ is the Fermi distribution function at temperature T (which we will assume to be much smaller than the superconducting gap in the banks of the junction, $T \ll \Delta$), and $V_\nu(\epsilon, \chi(t))$ is the sensitivity of quasiparticle energy levels to changes in χ . The latter can be expressed in terms of the density of states as,

$$V_\nu(\epsilon, \chi) \equiv -\frac{1}{\nu(\epsilon, \chi)} \int_0^\epsilon d\tilde{\epsilon} \frac{\partial \nu(\tilde{\epsilon}, \chi)}{\partial \chi}. \quad (5)$$

Finally, $J_s(\chi)$ is the supercurrent can be written as

$$J_s(\chi) = -2e \int_0^\infty d\epsilon \tanh\left(\frac{\epsilon}{2T}\right) \nu(\epsilon, \chi) V_\nu(\epsilon, \chi), \quad (6)$$

(see for example Ref. [38]).

The time evolution of the distribution function is described by the kinetic equation,

$$\partial_t n(\epsilon, t) + \dot{\chi} \cdot V_\nu(\epsilon, \chi(t)) \partial_\epsilon n(\epsilon, t) = \frac{n_F(\epsilon) - n(\epsilon, t)}{\tau_{in}}, \quad (7)$$

where τ_{in} is the inelastic relaxation time. Equation (7) can be derived both phenomenologically and more rigorously using Green's functions [15].

Equations (3)-(7) together with the expression for the density of states provide a complete description of charge transport through SNS junctions provided the phase evolution rate is sufficiently slow. Thus, in this regime the I-U characteristics of the junctions are determined by ϵ and χ dependence of the density of states.

In general, both the current and voltage across junctions exhibit oscillations in time. We will be interested in the shape of the I-U characteristics averaged over the

period of oscillations, and will indicate the time-averaged quantities by overline, e.g. \bar{J} , and \bar{U} .

In nonmagnetic systems the density of states is invariant under the change of sign of both χ and \mathbf{H} , $\nu(\epsilon, \chi, \mathbf{H}) = \nu(\epsilon, -\chi, -\mathbf{H})$, which implies

$$V_\nu(\epsilon, \chi, \mathbf{H}) = -V_\nu(\epsilon, -\chi, -\mathbf{H}) \quad (8)$$

for the level sensitivity.

It follows from Eqs. (3)-(8) that in the low bias regime considered here the I-U characteristics in SNS junctions possesses a symmetry, which is not present in devices based on normal conductors (see e.g. Ref. [39]), and is independent of the device geometry. Namely, it is invariant under the simultaneous reversal of the magnetic field, current and voltage,

$$\bar{J}(-\bar{U}, -\mathbf{H}) = -\bar{J}(\bar{U}, \mathbf{H}). \quad (9)$$

Thus, at low bias one can equivalently define nonreciprocity as part of the I-U characteristic, which is odd under the reversal of current and voltage for a fixed magnetic field, $\delta\bar{J} = \bar{J}(\bar{U}, \mathbf{H}) - J(\bar{U}, -\mathbf{H}) = \bar{J}(\bar{U}, \mathbf{H}) + J(-\bar{U}, \mathbf{H})$.

The nonreciprocity of the I-U characteristics in the low bias regime described by Eqs. (3)-(8) arises from the odd in \mathbf{H} dependence of the density of states, $\delta\nu(\epsilon, \chi, \mathbf{H}) = \nu(\epsilon, \chi, \mathbf{H}) - \nu(\epsilon, \chi, -\mathbf{H})$. The latter depends on the orientation of the \mathbf{H} relative to the current. It is important to note that in the special case where the influence of \mathbf{H} on $\nu(\epsilon, \chi, \mathbf{H})$ reduces a constant phase shift $\phi(\mathbf{H})$,

$$\nu(\epsilon, \chi, \mathbf{H}) = \nu_0(\epsilon, \chi + \phi(\mathbf{H})), \quad (10)$$

the I-U characteristics remain reciprocal. The reason is that neither the average voltage \bar{U} nor the average current \bar{J} are affected by the phase shift. Furthermore, it follows from Eq. (6) that in this case the critical current of the junction is also reciprocal [26]. We note however, that if different junctions obeying Eq. (10) are connected in parallel [40, 41], the critical current and resistance at current bias are nonreciprocal.

The shapes of I-U characteristics of SNS junctions depends on the external circuits, we will consider below two limiting cases of voltage and current biased junctions.

Voltage bias: We begin the consideration of nonreciprocity with the voltage bias setup. The I-U characteristic in this case has an N shape [15], sketched in Fig. 1. At low bias, where the rate of phase evolution obeys the inequality $\dot{\chi}(t)\tau_{in} \ll 1$ the solution to Eq. (7) may be expressed as a series in the small parameter $\dot{\chi}(t)\tau_{in}$. To second order we obtain for the instantaneous current

$$J(t, T, \mathbf{H}) = J_s(\chi(t), T, \mathbf{H}) + g_1(\chi(t), \mathbf{H})(\dot{\chi}(t)\tau_{in}) + g_2(\chi(t), \mathbf{H})(\dot{\chi}(t)\tau_{in})^2, \quad (11)$$

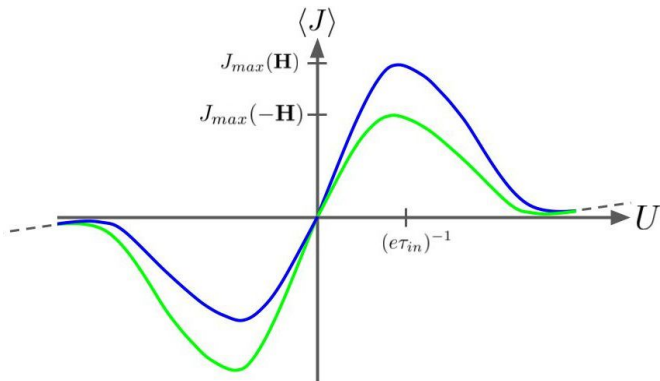


FIG. 1: The I-U characteristics of a nonreciprocal SNS junction at low voltage bias for opposite signs of the magnetic field are sketched in blue and green. The dashed lines correspond to the high voltage regime.

where

$$g_1(\chi, \mathbf{H}) = -2e \int_0^\infty d\epsilon \partial_\epsilon n_F(\epsilon) \nu(\epsilon, \chi, \mathbf{H}) V_\nu^2(\epsilon, \chi, \mathbf{H}), \quad (12a)$$

$$g_2(\chi, \mathbf{H}) = e \int_0^\infty d\epsilon \left\{ \partial_\epsilon n_F(\epsilon) \partial_\chi [\nu(\epsilon, \chi, \mathbf{H}) V_\nu^2(\epsilon, \chi, \mathbf{H})] + \partial_\epsilon^2 n_F(\epsilon) \nu(\epsilon, \chi, \mathbf{H}) V_\nu^3(\epsilon, \chi, \mathbf{H}) \right\}. \quad (12b)$$

At $\dot{\chi}(t) = 2eU = \text{const}$, the average current can be obtained by averaging Eq. (11) over the phase χ . The supercurrent, averages to zero. The linear conductance arises from the second term on the RHS, and has the form

$$G_l(\mathbf{H}) = 2e\tau_{in} \langle g_1(\chi, \mathbf{H}) \rangle, \quad (13)$$

where $\langle \dots \rangle$ denotes averaging over the phase χ . Using Eqs. (8) and (12a) it is easy to see that the linear conductance is an even function of \mathbf{H} in accordance with the Onsager symmetry principle.

The nonreciprocal part of the dc current $\delta\bar{J}(U, \mathbf{H}) = \bar{J}(U, \mathbf{H}) - \bar{J}(U, -\mathbf{H})$ arises from the third term on the RHS of Eq. (11), and has the form

$$\delta\bar{J}(U, \mathbf{H}) = 2 \langle g_2(\chi, \mathbf{H}) \rangle (2eU\tau_{in})^2. \quad (14)$$

It follows from Eq. (8) that

$$\langle g_2(\chi, -\mathbf{H}) \rangle = -\langle g_2(\chi, \mathbf{H}) \rangle.$$

is an odd function of \mathbf{H} , in agreement with Eq. (9). It is interesting that the linear conductance in Eq. (13) is proportional to τ_{in} , while the nonreciprocal current in Eq. (14) is proportional to τ_{in}^2 .

In the voltage bias setup it is possible to obtain closed-form expressions for the I-U characteristic for arbitrary values of $2eU\tau_{in}$. The results are presented

in the Appendix. Here we summarize their main features. The magnitude of the current reaches its maximum at $eU\tau_{in} \sim 1$, and the values of the maximum current $J_{max}(\mathbf{H})$ and its nonreciprocity $\delta J_{max}(\mathbf{H}) = J_{max}(\mathbf{H}) - J_{max}(-\mathbf{H})$ may be estimated as

$$J_{max}(\mathbf{H}) \sim \langle g_1(\chi, \mathbf{H}) \rangle, \quad \delta J_{max}(\mathbf{H}) \sim \langle g_2(\chi, \mathbf{H}) \rangle. \quad (15)$$

We note that at sufficiently large temperatures the critical current becomes exponentially small in T , while according to Eqs. (15) and (12a), the maximal current J_{max} does not have such strong temperature dependence. Therefore, J_{max} can be much larger than J_c [15].

At relatively large voltages $eU\tau_{in} \gg 1$ the solutions of Eqs. (3) - (7) yield an expression for the current which decreases with voltage,

$$\bar{J}(U, \mathbf{H}) \sim \frac{C_1(\mathbf{H})}{eU\tau_{in}} + \frac{C_2(\mathbf{H})}{(eU\tau_{in})^2}. \quad (16)$$

Here to within a factor of order unity $C_1 \sim \langle g_1(\chi, \mathbf{H}) \rangle$ and $C_2 \sim \langle g_2(\chi, \mathbf{H}) \rangle$.

Eventually, at large voltages the I-U characteristics are controlled by the contribution to the current which is beyond the adiabatic approximation and is of order $G_N U$. Here G_N is the conductance of the normal metal part of the junction. As the voltage approaches this regime, the current reaches a minimum at $U = U_{min}$. At this point, the contribution to the conductance proportional to τ_{in} and τ_{el} are of the same order. The position of the minimum is approximately given by,

$$U_{min}(\mathbf{H}) \sim \frac{1}{\tau_{in}} \sqrt{\frac{G_l(\mathbf{H})}{G_N}} + \frac{\langle g_2(\mathbf{H}) \rangle}{\langle g_1(\mathbf{H}) \rangle} \frac{G_l(\mathbf{H})}{G_N}. \quad (17)$$

At $U \gg U_{min}$ the I-U characteristics of the system (including its nonreciprocity) is roughly the same as that of the normal part of the SNS junction.

Equations (14)-(17) show that the general key features of nonreciprocity of the I-U characteristics of voltage-biased junctions are determined by the parameters $\langle g_1(\chi, \mathbf{H}) \rangle$ and $\langle g_2(\chi, \mathbf{H}) \rangle$. Note that the first term on the RHS of Eq. (12b) is a total derivative and averages to zero. In many physical situations the relevant quasiparticle energies are of order of the Thouless energy E_T . In this case, for $T \gg E_T$ Eqs. (12) simplify to

$$\langle g_1(\chi, \mathbf{H}) \rangle = \frac{e}{2T} \int_0^\infty d\epsilon \langle \nu(\epsilon, \chi, \mathbf{H}) V_\nu^2(\epsilon, \chi, \mathbf{H}) \rangle, \quad (18a)$$

$$\langle g_2(\chi, \mathbf{H}) \rangle = \frac{e}{32\pi T^3} \int_0^\infty d\epsilon \epsilon \langle \nu(\epsilon, \chi, \mathbf{H}) V_\nu^3(\epsilon, \chi, \mathbf{H}) \rangle. \quad (18b)$$

and we get

$$\frac{\langle g_2(\chi, \mathbf{H}, T) \rangle}{\langle g_1(\chi, T) \rangle} = \gamma(\mathbf{H}) \frac{E_T^2}{T^2}, \quad (19)$$

where $\gamma(\mathbf{H})$ is an odd function of \mathbf{H} , which is determined by the sensitivity of the phase-dependent quasiparticle spectrum on the magnetic field. The different temperature dependence of $\langle g_1(\chi, \mathbf{H}) \rangle$ and $\langle g_2(\chi, \mathbf{H}) \rangle$ in Eq. (18) arises because the second term in Eq. (12b) requires going to higher order in the Sommerfeld expansion.

Current bias: Let us now turn to the consideration of nonreciprocity in the current-bias setup. The shape of the I-U characteristic in this case [15] is illustrated in Fig. 2. The nonreciprocity of the critical current J_c of SNS junctions has been studied in several articles [8, 16–26, 28–30]. Here we study the I-U characteristics $\bar{U}(J)$ at currents larger than the critical current.

Similarly to the voltage-biased case, the dissipative part of the I-U characteristics can be divided into two parts. At $\bar{U} > 1/\tau_{in}$ and $\bar{U} < 1/\tau_{in}$ it is controlled by the elastic and inelastic relaxation times respectively. The description of the I-U characteristics in the adiabatic approximation is valid at relatively small average voltages $\bar{U} < 1/\tau_{in}$ when $J < J_{jump}$ [15]. At higher currents, $J > J_{jump}$, the voltage increases dramatically. In this regime the dissipation is determined by the elastic relaxation time, and the shape of this part of the I-U characteristics is, roughly speaking, the same as in the normal metal. Therefore, similar to the case of current-biased junctions, the degree of nonreciprocity in this region is expected to be relatively small.

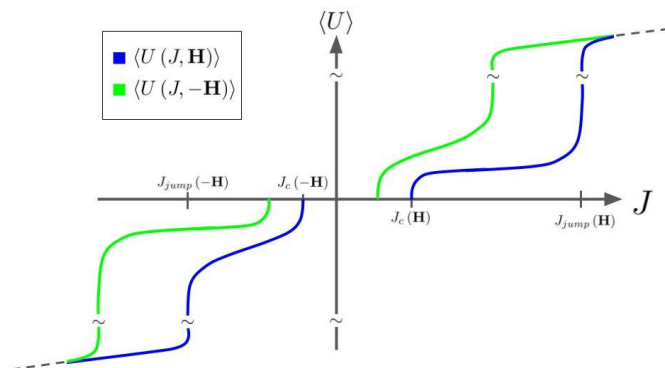


FIG. 2: A qualitative picture of the I-U characteristics of a nonreciprocal SNS junction at fixed current. The blue and green curves correspond to the low voltage regime regime of the I-U characteristics for opposite signs of magnetic field. The dashed lines correspond to the high voltage regime.

In the current bias setup the phase difference $\chi(t)$ increases monotonically with time, but at a varying rate. Using the Josephson relation Eq. (3) we can relate the average voltage across the junction to the duration t_p of the time interval during which χ increases by 2π ,

$$\bar{U} = \frac{\pi}{et_p}. \quad (20)$$

To evaluate t_p , we must determine the dynamics of $\chi(t)$.

When the current is close to the critical current, $J - J_c(\mathbf{H}) \ll J_c(\mathbf{H})$, the dominant contribution to the period t_p comes from the interval of phase where $\chi(t)$ is near the phase $\chi_m(\mathbf{H})$, at which the supercurrent reaches its maximum value (see [15]). In this interval $\dot{\chi}(t) \ll 1/\tau_{in}$, and Eqs. (11)-(12) can be used, leading to

$$t_p \approx \tau_{in} \int_{-\pi}^{\pi} \frac{g_1(\chi_m(\mathbf{H}), \mathbf{H}) d\chi}{J - J_s(\chi, \mathbf{H}, T)}. \quad (21)$$

Using the quadratic phase dependence of $J_s(\chi, \mathbf{H}, T)$ near $\chi = \chi_m(\mathbf{H})$, $J_s(\chi, \mathbf{H}, T) \approx J_c(\mathbf{H}, T) + \frac{(\chi - \chi_m(\mathbf{H}))^2}{2} \partial_\chi^2 J_s(\chi, \mathbf{H}, T)|_{\chi=\chi_m(\mathbf{H})}$ we can express the average voltage as

$$\bar{U}(J, \mathbf{H}) \approx A(\mathbf{H}) \sqrt{(J - J_c(\mathbf{H}, T))}, \quad (22)$$

where

$$A(\mathbf{H}) = \frac{\sqrt{-\partial_\chi^2 J_s(\chi, \mathbf{H}, T)|_{\chi=\chi_m(\mathbf{H})}}}{2^{5/2} e \tau_{in} g_1(\chi_m(\mathbf{H}), \mathbf{H})}. \quad (23)$$

The voltage in Eq. (22) has the standard square root dependence on the excess current $J - J_c(\mathbf{H}, T)$. The nonreciprocity in this regime is characterized by the nonreciprocity of the critical current $J_c(\mathbf{H}, T)$ and the coefficient $A(\mathbf{H})$. Equation (23) shows that nonreciprocity of $A(\mathbf{H})$ is determined not only by the sensitivity of the phase-dependent supercurrent to the magnetic field but also by the dissipative parameter $g_1(\chi)$. Indeed, the phase $\chi_m(\mathbf{H})$ at which the supercurrent attains the maximal value in the direction of the bias shifts linearly with \mathbf{H} . Since $g_1(\chi)$ does not have an extremum at $\chi_m(\mathbf{H})$ the denominator in Eq. (22) contributes to nonreciprocity of $A(\mathbf{H})$.

It was shown in Ref. [15], that

$$J_{jump} \sim J_{max}, \quad (24)$$

where J_{max} was determined for the voltage bias case. Interestingly, it follows from our equations that at $T > E_T$ the degree of nonreciprocity for current bias, $\delta J_{jump} = J_{jump}(\mathbf{H}) - J_{jump}(-\mathbf{H})$, is enhanced with respect to the voltage bias case, Eqs. (15),(19), by the factor T^2/E_T^2

$$\frac{\delta J_{jump}}{\delta J_{max}} \sim \begin{cases} 1, & T \lesssim E_T, \\ \frac{T^2}{E_T^2}, & T > E_T. \end{cases} \quad (25)$$

The reason for this can be traced to the non-constant phase evolution rate $\dot{\chi}(t)$. Because of this the leading term in the Sommerfeld expansion of $g_2(\chi, \mathbf{H})$ (first term in Eq. (12b)) can no longer be written as a total derivative of some function of χ , and its contribution to the average voltage does not vanish.

The results presented above assume that the low-energy quasiparticles are trapped inside the normal region of the junction by insulating boundaries and Andreev reflection from the S-N boundaries, and the only

channel of quasiparticle relaxation is inelastic scattering. In situations where escape of quasiparticles from the normal region is possible, τ_{in} should be replaced by the characteristic time of quasiparticle escape from the normal region.

The above consideration can also be extended to the cases where the nonreciprocity of the I-U characteristics is associated with existence of a spontaneous magnetization \mathbf{M} (or spontaneous valley symmetry breaking in twisted graphene [18, 22, 42]) in the normal region of the junction at $\mathbf{H} = 0$. In this case the nonreciprocal part of the I-U characteristics can be expressed in terms of $\delta\nu = \nu(\epsilon, \chi, \mathbf{M}) - \nu(\epsilon, \chi, -\mathbf{M})$.

To estimate the magnitude of the effect, below we apply the general results obtained above to a planar junction of length L and width L_1 (shown in Fig. 3), in which the normal region is described by the following Hamiltonian,

$$H = \mathbf{p}^2/2m - E_F + \beta^{\alpha i} p^i \sigma^\alpha + V_{imp}(\mathbf{r}) + g\mu_0 \mathbf{H} \cdot \boldsymbol{\sigma}. \quad (26)$$

Here E_F is the Fermi energy, m is the electron mass, σ_i are the Pauli matrices in spin space, g is the g-factor, μ_0 is the Bohr magneton, and $V_{imp}(\mathbf{r})$ is the random impurity potential. For Rashba spin-orbit coupling $\beta^{\alpha i} = \alpha_R \epsilon^{\alpha i j} \hat{n}^j$, where \hat{n} is a unit polar vector, and for Dresselhaus spin-orbit coupling $\beta^{\alpha i} = \alpha_D \delta^{\alpha i}$.

The direction of the magnetic field is chosen to be parallel to the film, as depicted in Fig. 3. Therefore, it enters the Hamiltonian, Eq. (26), only via the Zeeman term.

Below we will focus on linear in \mathbf{H} contribution to the nonreciprocity of the I-U characteristics. We consider a case of weak spin-orbit coupling $\beta p_F \ll \tau_{el}^{-1}$ and focus on the diffusive regime, $L \gg \sqrt{D\tau_{so}}$. Here $D = v_F^2 \tau_{el}/2$ is the typical value of the electron diffusion coefficient in the normal region, τ_{so} is the spin relaxation time, and v_F is the Fermi-velocity. We also assume that the distance between the superconductors, L , is much larger than the coherence length in the superconductors, and therefore the order parameter $\Delta(\mathbf{r})$ has a constant modulus Δ in the superconducting leads, and vanishes in the normal region, see Fig. 3.

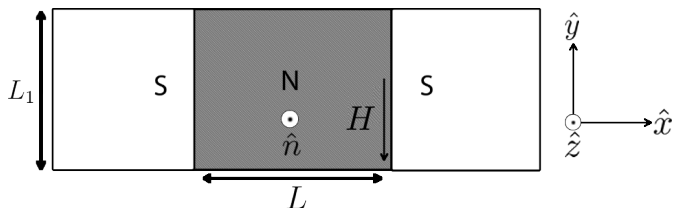


FIG. 3: Top down view of a planar SNS junction. The junction is aligned along the \hat{x} direction, there is a parallel magnetic field \mathbf{H} directed in the \hat{y} direction, and there is an out of plane vector \hat{n} pointing in the \hat{z} direction which breaks inversion symmetry.

After averaging over the random impurity potential, the density of states in the SNS junction $\nu(\epsilon, \chi, \mathbf{H})$ is obtained by solving Usadel's equation in the presence of spin-orbit coupling and a magnetic field [10, 23, 43]. Here we present the main results leaving the details of the calculations to Appendix B.

The main feature of the density of states of a diffusive SNS junction is the existence of a mini-gap at $\chi = 0$ of order $E_T \sim D/L^2$ [44–47] (for simplicity we restrict ourselves to the case where the S-N boundaries of the junction are transparent). The density of states $\nu(\epsilon, \chi, \mathbf{H})$ exhibits a significant χ -dependence only for energies of the order of the mini-gap. This means that the level sensitivity, Eq. (5), is peaked in the energy interval $\epsilon \gtrsim E_T$.

We show in Appendix B that if the diffusion coefficient $D(x)$ and the strength of spin-orbit coupling $\beta^{\alpha x}(x)$ depend only on the x coordinate, the density of states at $\mathbf{H} \neq 0$ can be written in the form Eq. (10) with

$$\phi(\mathbf{H}) = \int_{-L/2}^{L/2} dx \frac{2\tau_{so}g\mu_0\beta^{\alpha x}(x)\mathbf{H}^\alpha}{D(x)}. \quad (27)$$

Therefore, in this idealized 1D model the I-U characteristics are reciprocal. However, in the general case where $D(\mathbf{r})$ and $\beta(\mathbf{r})$ are functions of the two coordinates, x and y , or the shape of the normal metal part of the junction is not rectangular, the I-U characteristics of the junction are non-reciprocal.

Below we estimate the degree of non-reciprocity of the I-U characteristics in the case where $L \lesssim L_1$, the amplitude of fluctuations the diffusion coefficient in the y -direction is of order δD , and the correlation length of such fluctuations is of order L_1 . In this case we get the following estimates for $\langle g_1 \rangle$ and $\langle g_2 \rangle$,

$$\langle g_1 \rangle \sim e\nu_N \frac{E_T^3}{T}, \quad \langle g_2 \rangle \sim \langle g_1 \rangle \frac{\beta(g\mu_0 H)\tau_{so}E_T}{LT^2} \left(\frac{\delta D}{D}\right)^2, \quad (28)$$

where $\tau_{so}^{-1} = 4p_F^2\beta^2\tau_{el}$. For the nonreciprocal part $\delta A \equiv [A(\mathbf{H}) - A(-\mathbf{H})]$ of the coefficient $A(\mathbf{H})$ in Eq. (23) we find

$$\delta A \sim \frac{\sqrt{J_c(0, T)}\tau_{so}\beta(g\mu_0 H)}{e\tau_{in}\langle g_1 \rangle LE_T} \left(\frac{\delta D}{D}\right)^2. \quad (29)$$

The parameters in Eqs. (28)–(29) together with Eqs. (14) and (22) characterize the degree of nonreciprocity of I-U characteristics of SNS junctions with weak spin-orbit coupling in both the voltage and current bias cases.

We note that transport in diffusive junctions in which the normal region is formed by a surface of a topological insulator can also be analysed using Usadel's equation. This is done in Appendix B. The magnitude of nonreciprocity in this case is obtained by setting in Eqs. (28) and (29) $\tau_{so} \rightarrow \tau_{el}$ and $\beta \rightarrow v$, where v is the velocity of the relativistic dispersion.

We conclude by summarizing our main results. We have shown that at low bias the nonreciprocal features of the I-U characteristics in SNS junctions can be expressed in terms of the nonreciprocal part of the density of states, $\delta\nu = \nu(\epsilon, \chi, \mathbf{H}) - \nu(\epsilon, \chi, -\mathbf{H})$. This leads to an a symmetry not present for normal conductors; the I-U characteristics remain invariant under a simultaneous reversal of current, voltage and magnetic field. At low bias all features of I-U characteristic are controlled by the inelastic relaxation time. This leads to a much stronger nonreciprocity in comparison to normal conductors. Although the maximal current J_{max} in the voltage bias setup and the current J_{jump} at which the voltage rapidly rises in the current bias setup are of the same order, their nonreciprocity turn out to be parametrically different at $T > E_T$.

This work of T. L. and A. A. was supported by the US National Science Foundation through the MRSEC Grant No. DMR-1719797, the Thouless Institute for Quantum Matter (TIQM), and the College of Arts and Sciences at the University of Washington.

-
- [1] L. Onsager, Reciprocal relations in irreversible processes. I, Phys. Rev. 37, 405 – Published 15 February 1931
- [2] L. Onsager, Reciprocal relations in irreversible processes. II, Phys. Rev. 38, 2265 – Published 15 December 1931
- [3] G. L. J. A. Rikken, J. Fölling, and P. Wyder, Electrical Magnetochiral Anisotropy, Phys. Rev. Lett. 87, 236602 – Published 14 November 2001
- [4] E. L. Ivchenko and B. Spivak, Chirality effects in carbon nanotubes, Phys. Rev. B 66, 155404 – Published 2 October 2002.
- [5] V. Krstic, S. Roth, M. Burghard, K. Kern, and G. L. J. A. Rikken, Magneto-chiral anisotropy in charge transport through single-walled carbon nanotubes, The Journal of Chemical Physics 117, 11315 (2002).
- [6] J. Wei, M. Shimogawa, Z. Wang, I. Radu, R. Dormaier, and D. H. Cobden, Magnetic-field asymmetry of nonlinear transport in carbon nanotubes, Phys. Rev. Lett. 95, 256601 (2005).
- [7] T. Ideue, K. Hamamoto, S. Koshikawa, M. Ezawa, S. Shimizu, Y. Kaneko, Y. Tokura, N. Nagaosa, and Y. Iwasa, Bulk rectification effect in a polar semiconductor, Nature Physics 13, 578 (2017).
- [8] T. Morimoto, N. Nagaosa, Nonreciprocal current from electron interactions in noncentrosymmetric crystals: roles of time reversal symmetry and dissipation, Sci Rep 8, 2973 (2018).
- [9] G. L. J. A. Rikken and N. Avarvari, Strong electrical magnetochiral anisotropy in tellurium, Phys. Rev. B 99, 245153 (2019).
- [10] H.F. Legg, M. Roßler, F. Munning, Dingxun Fan, O. Breunig, A. Bliesener, G. Lippertz, A. Uday, A.A. Taskin, D. Loss, J. Klinovaja, and Y. Ando, Giant magnetochiral anisotropy from quantum-confined surface states of topological insulator nanowires, Nature Nanotechnology 17, 696 (2022).
- [11] A. I. Larkin and Yu. N. Ovchinnikov, Tunnel effect between superconductors in an alternating field. Sov. Phys. JETP 24, 1035 (1967).
- [12] S. N. Artemenko, A. F. Volkov, and A. V. Zaitsev, Theory of nonstationary Josephson effect in short superconducting contacts. Sov. Phys. JETP 49, 924, 1979.
- [13] M. Tinkham, *Introduction to superconductivity*, Courier Corporation, 1986.
- [14] D. Averin and A. Bardas, Adiabatic dynamics of superconducting quantum point contacts, Phys. Rev. B 53, R1705 (1996).
- [15] T. Liu, A.V. Andreev, B.Z. Spivak, Current-voltage characteristics of superconductor-normal metal-superconductor junctions, Annals of Physics, 2023, 169327, ISSN 0003-4916.
- [16] V. M. Edelstein, Characteristics of the Cooper pairing in two-dimensional noncentrosymmetric electron systems, J. Exp. Theor. Phys. 68, 1244 (1989).
- [17] F. Ando, Y. Miyasaka, T. Li, J. Ishizuka, T. Arakawa, Y. Shiota, T. Moriyama, Y. Yanase, and T. Ono, Observation of superconducting diode effect, Nature 584, 373 (2020).
- [18] J. Diez-Merida, A. Diez-Carlon, S. Y. Yang, Y. M. Xie, X. J. Gao, K. Watanabe, T. Taniguchi, X. Lu, K. T. Law, and D. K. Efetov, Symmetry-broken Josephson junctions and superconducting diodes in magic-angle twisted bilayer graphene, Nat Commun 14, 2396 (2023).
- [19] C. Baumgartner, L. Fuchs, A. Costa, J. Pico-Cortes, S. Reinhardt, S. Gronin, G. C. Gardner, T. Lindemann, M. J. Manfra, P. E. F. Junior, D. Kochan, J. Fabian, N. Paradiso, and C. Strunk, Effect of Rashba and Dresselhaus spin-orbit coupling on supercurrent rectification and magnetochiral anisotropy of ballistic Josephson junctions, J. Phys.: Condens. Matter 34, 154005 (2022).
- [20] L. Bauriedl, C. Bauml, L. Fuchs, C. Baumgartner, N. Paulik, J. M. Bauer, K.-Q. Lin, J. M. Lupton, T. Taniguchi, K. Watanabe, C. Strunk, and N. Paradiso, Supercurrent diode effect and magnetochiral anisotropy in few-layer NbSe₂, Nat. Commun. 13, 4266 (2022).
- [21] B. Turini, S. Salimian, M. Carrega, A. Iorio, E. Strambini, F. Giazotto, V. Zannier, L. Sorba, and S. Heun, Josephson Diode Effect in High-Mobility InSb Nanoflags, Nano Lett. 22, 8502 (2022).
- [22] J.-X. Lin, P. Siriviboon, H. D. Scammell, S. Liu, D. Rhodes, K. Watanabe, T. Taniguchi, J. Hone, M. S. Scheurer, and J. I. A. Li, Zero-field superconducting diode effect in small-twist-angle trilayer graphene, Nat. Phys. 18, 1221 (2022).
- [23] S. Ilić and F. S. Bergeret, Theory of the Supercurrent Diode Effect in Rashba Superconductors with Arbitrary Disorder, Phys. Rev. Lett. 128, 177001 – Published 27 April 2022
- [24] N. F. Q. Yuan and L. Fu, Supercurrent diode effect and finite-momentum superconductors, PNAS 119, e2119548119 (2022).
- [25] B. Pal, A. Chakraborty, P. K. Sivakumar, M. Davydova, A. K. Gopi, A. K. Pandeya, J. A. Krieger, Y. Zhang, M. Date, S. Ju, N. Yuan, N. B. M. Schroter, L. Fu, and S. S. P. Parkin, Josephson diode effect from Cooper pair momentum in a topological semimetal, Nat. Phys. 18, 1228 (2022).
- [26] Jaglul Hasan, Konstantin N. Nesterov, Songci Li, Manuel Houzet, Julia S. Meyer, and Alex Levchenko, Anomalous Josephson effect in planar noncentrosymmetric supercon-

- ducting devices, Phys. Rev. B 106, 214518 – Published 20 December 2022
- [27] Baumgartner, C., Fuchs, L., Costa, A. et al. , Supercurrent rectification and magnetochiral effects in symmetric Josephson junctions, Nat. Nanotechnol. 17, 39–44 (2022).
- [28] N. Lotfizadeh, B. Pekerten, P. Yu, W. Strickland, A. Matos-Abiague, and J. Shabani, Superconducting Diode Effect Sign Change in Epitaxial Al-InAs Josephson Junctions, arXiv:2303.01902 (2023).
- [29] D. Kochan, A. Costa, I. Zhumagulov, I. Žutić , Phenomenological Theory of the Supercurrent Diode Effect: The Lifshitz Invariant, arXiv:2303.11975 (2023).
- [30] T. de Picoli, Z. Blood, Y. Lyanda-Geller, and J. I. Vayrynen, Superconducting diode effect in quasi-one-dimensional systems, arXiv:2302.04277 (2023).
- [31] Naiyuan James Zhang¹, Jiang-Xiazi Lin¹, Yibang Wang¹, Kenji Watanabe², Takashi Taniguchi³, Liang Fu⁴, and J.I.A. Li¹ Momentum-polarized superconductivity in twisted trilayer graphene, arXiv:2209.12964v4 (2023).
- [32] Peter Debye, *Polar molecules*. Dover Publ., 1970. Google-Books-ID: f70ingEACAAJ.
- [33] L. D. Landau and E. M. Lifshitz, *Fluid Mechanics*. Elsevier, October 2013. ISBN 978-1-4831-4050-6. Google-Books-ID: CeBbAwAAQBAJ.
- [34] M. Pollak and T. H. Geballe, Low-Frequency Conductivity Due to Hopping Processes in Silicon, Physical Review, 122(6):1742–1753, June 1961.
- [35] M. Smith, A. V. Andreev, and B. Z. Spivak, Debye mechanism of giant microwave absorption in superconductors. Phys. Rev. B 101, 134508 – Published 20 April 2020
- [36] M. Smith, A. V. Andreev, and B. Z. Spivak, Giant magnetoconductivity in nonsymmorphic superconductors. Phys. Rev. B 104, L220504 – Published 6 December 2021
- [37] M. Smith, A.V. Andreev, B.Z. Spivak, Giant microwave absorption in s- and d- wave superconductors, Annals of Physics, Volume 417, 2020, 168105, ISSN 0003-4916.
- [38] Beenakker, C.W.J. (1992). Three “Universal” Mesoscopic Josephson Effects. In: Fukuyama, H., Ando, T. (eds) Transport Phenomena in Mesoscopic Systems. Springer Series in Solid-State Sciences, vol 109. Springer, Berlin, Heidelberg.
- [39] A. V. Andreev, and L. I. Glazman, Nonlinear magnetoconductance of a classical ballistic system, Phys. Rev. Lett. **97**, 266806 (2006).
- [40] Chui-Zhen Chen, James Jun He, Mazhar N. Ali, Gil-Ho Lee, Kin Chung Fong, and K. T. Law, Asymmetric Josephson effect in inversion symmetry breaking topological materials, Phys. Rev. B 98, 075430 – Published 27 August 2018
- [41] Ya. V. Fominov and D. S. Mikhailov, Asymmetric higher-harmonic SQUID as a Josephson diode, Phys. Rev. B 106, 134514 – Published 27 October 2022
- [42] Harley D Scammell, J I A Li, and Mathias S Scheurer, Theory of zero-field superconducting diode effect in twisted trilayer graphene, 2D Mater. 9 (2022) 025027
- [43] I. V. Tokatly, Usadel equation in the presence of intrinsic spin-orbit coupling: A unified theory of magnetoelectric effects in normal and superconducting systems, Phys. Rev. B 96, 060502(R) – Published 2 August 2017
- [44] A. Altland and M. R. Zirnbauer, Random Matrix Theory of a Chaotic Andreev Quantum Dot, Phys. Rev. Lett. 76, 3420 (1996).
- [45] K. M. Frahm, P. W. Brouwer, J. A. Melsen, and C. W. J. Beenakker, Effect of the Coupling to a Superconductor on the Level Statistics of a Metal Grain in a Magnetic Field, Phys. Rev. Lett. 76, 2981 – Published 15 April 1996
- [46] J. A. Melsen, P. W. Brouwer, K. M. Frahm, and C. W. J. Beenakker, Superconductor-proximity effect in chaotic and integrable billiards, Physica Scripta T 69,223-225(1997).
- [47] Zhou, F., Charlat, P., Spivak, B. et al. , Density of States in Superconductor-Normal Metal-Superconductor Junctions, Journal of Low Temperature Physics 110, 841–850 (1998).
- [48] I. V. Tokatly, *Usadel equation in the presence of intrinsic spin-orbit coupling: A unified theory of magnetoelectric effects in normal and superconducting systems*, Phys. Rev. B 96, 060502(R)
- [49] G. Eilenberger, *Transformation of Gorkov’s equation for type II superconductors into transport-like equations*, Z. Physik 214, 195 (1968).

Appendix A: Derivation of general expression for the current of voltage-biased junctions

To obtain a general expression for the current in the fixed voltage case, it is useful to introduce the variable N , defined as the density of states integrated up to energy ϵ ,

$$N = \int_0^{\epsilon(N, \chi(t), \mathbf{H})} d\tilde{\epsilon} \nu(\tilde{\epsilon}, \chi(t), \mathbf{H}), \quad (\text{A1})$$

and make a change of variables from ϵ to N in Eqs. (4)–(7). Following this change of variables, the function $\epsilon(N, \chi(t), \mathbf{H})$ is to be interpreted as the energy of the N th level counting from $\epsilon = 0$. This change of variables is similar to changing from Euler to Lagrange variables in hydrodynamics. Equation (7) written with the variables $(N, \chi(t), \mathbf{H})$ has the form,

$$\partial_t n(N, t) = \frac{n_F(\epsilon(N, \chi(t), \mathbf{H})) - n(N, \chi(t))}{\tau_{in}}. \quad (\text{A2})$$

At $t \gg \tau_{in}$ the solution to Eq. (A2) is insensitive to initial conditions,

$$n(N, t) = \int_0^\infty \frac{d\tau}{\tau_{in}} e^{-\frac{\tau}{\tau_{in}}} n_F(\epsilon(N, \chi(t - \tau), \mathbf{H})). \quad (\text{A3})$$

Substituting it into Eq. (4) and averaging over the period of oscillations, we get the following expression for the average current,

$$\bar{J}(U, \mathbf{H}) = \frac{e}{\pi} \int_0^\infty dN \int_{-\pi}^\pi d\chi \partial_\chi \epsilon(N, \chi, \mathbf{H}) \int_0^\infty \frac{d\phi}{\lambda} e^{-\phi/\lambda} n_F(\epsilon(N, \chi - \text{sgn}(U)\phi, \mathbf{H})). \quad (\text{A4})$$

Here $\lambda = |2eU\tau_{in}|$, and we changed the integral of τ to an integral over $\phi = |2eU\tau|$. Since we have converted the integrals over time to integrals over phase, we omit the time dependence of $\chi(t)$ for the rest of the appendix.

In the regime $E_T/T \ll 1$, where the typical distance of level motion is small compared to the temperature, we can expand the Fermi function about the average energy of the N th energy level $\bar{\epsilon}(N, \mathbf{H}) = 1/2\pi \int_{-\pi}^\pi d\chi \epsilon(N, \chi, \mathbf{H})$. Keeping terms up to second order in deviations from the average value, we substitute this expansion into Eq. (A4) and obtain the following expression for the current,

$$\begin{aligned} \bar{J}(U, \mathbf{H}) = & \frac{e}{\pi} \int_0^\infty dN \int_{-\pi}^\pi d\chi \partial_\chi \epsilon(N, \chi, \mathbf{H}) \int_0^\infty \frac{d\phi}{\lambda} e^{-\phi/\lambda} \left(n_F(N, \bar{\epsilon}(N, \mathbf{H})) \right. \\ & + \partial_\epsilon n_F(\bar{\epsilon}(N, \mathbf{H})) (\epsilon(N, \chi - \text{sgn}(U)\phi, \mathbf{H}) - \bar{\epsilon}(N, \mathbf{H})) \\ & \left. + \frac{1}{2} \partial_\epsilon^2 n_F(\bar{\epsilon}(N, \mathbf{H})) (\epsilon(N, \chi - \text{sgn}(U)\phi, \mathbf{H}) - \bar{\epsilon}(N, \mathbf{H}))^2 \right). \end{aligned} \quad (\text{A5})$$

To simplify this expression, it is useful to define the Fourier expansion of $\epsilon(N, \chi)$,

$$\epsilon(N, \chi, \mathbf{H}) = \bar{\epsilon}(N, \mathbf{H}) + \sum_k C_k(N, \mathbf{H}) e^{ik\chi}. \quad (\text{A6})$$

The coefficients must satisfy $C_k(N, \mathbf{H}) = C_{-k}^*(N, \mathbf{H})$ since the LHS is real. Furthermore, time reversal symmetry ensures that $\epsilon(N, \chi, \mathbf{H}) = \epsilon(N, -\chi, -\mathbf{H})$. As a result, we also have $C_k(N, \mathbf{H}) = C_{-k}(N, -\mathbf{H})$.

Substituting this into the expression for the current and evaluating the integrals of ϕ , we get

$$\begin{aligned} \bar{J}(U, \mathbf{H}) = & (2e) \text{sgn}(U) \int_0^\infty dN \partial_\epsilon n_F(\bar{\epsilon}(N, \mathbf{H})) \sum_k |C_k(N, \mathbf{H})|^2 \left(\frac{-k^2 \lambda}{1 + (k\lambda)^2} \right) \\ & - e \int_0^\infty dN \partial_\epsilon^2 n_F(\bar{\epsilon}(N, \mathbf{H})) \sum_{k_1, k_2} C_{k_1}(N, \mathbf{H}) C_{k_2}(N, \mathbf{H}) C_{-k_1 - k_2}(N, \mathbf{H}) \\ & \times (k_1 + k_2) \left(\frac{i + \text{sgn}(U)\lambda(k_1 + k_2)}{1 + (k_1 + k_2)^2 \lambda^2} \right). \end{aligned} \quad (\text{A7})$$

Let us separate the average nonlinear current into the reciprocal, $\bar{J}_{rec}(U, \mathbf{H})$, and nonreciprocal, $\delta\bar{J}(U, \mathbf{H})$ parts,

$$\bar{J}_{rec}(U, \mathbf{H}) = \frac{1}{2} [\bar{J}(U, \mathbf{H}) + \bar{J}(U, -\mathbf{H})], \quad \delta\bar{J}(U, \mathbf{H}) = \bar{J}(U, \mathbf{H}) - \bar{J}(U, -\mathbf{H}). \quad (\text{A8})$$

To lowest order in E_T/T , the reciprocal part is given by,

$$\bar{J}_{rec}(U, \mathbf{H}) = 2e \int_0^\infty dN \partial_\epsilon n_F(\bar{\epsilon}(N, \mathbf{H})) \sum_k |C_k(N, \mathbf{H})|^2 \left(\frac{-k^2 \lambda}{1 + (k\lambda)^2} \right). \quad (\text{A9})$$

The nonreciprocal part of the current is given by,

$$\delta\bar{J}(U, \mathbf{H}) = 2e \int_0^\infty dN \partial_\epsilon^2 n_F(\bar{\epsilon}(N, \mathbf{H})) \sum_{k_1, k_2} C_{k_1}(N, \mathbf{H}) C_{k_2}(N, \mathbf{H}) C_{-k_1 - k_2}(N, \mathbf{H}) \left(\frac{-i(k_1 + k_2)^3 \lambda^2}{1 + (k_1 + k_2)^2 \lambda^2} \right). \quad (\text{A10})$$

Note that the nonreciprocal current contains 2 derivatives of the Fermi function and is proportional to $(E_T/T)^2$, as opposed to the reciprocal current which is proportional to E_T/T .

At small voltages $\lambda \ll 1$, the expressions for the reciprocal and nonreciprocal current can be simplified. To lowest order in λ , the reciprocal current is given by ,

$$\begin{aligned}\bar{J}_{\text{rec}}(U, \mathbf{H}) &= (2e)\text{sgn}(U) \int_0^\infty dN \partial_\epsilon n_F(\bar{\epsilon}(N, \mathbf{H})) \sum_k |C_k(N, \mathbf{H})|^2 (-k^2 \lambda) \\ &= 2eU\tau_{in} \int_0^\infty dN \partial_\epsilon n_F(\bar{\epsilon}(N, \mathbf{H})) \frac{1}{2\pi} \int_{-\pi}^\pi d\chi (\partial_\chi \epsilon(N, \chi, \mathbf{H}))^2.\end{aligned}\quad (\text{A11})$$

Similarly, the nonreciprocal current is given by

$$\begin{aligned}\delta\bar{J}(U, \mathbf{H}) &= 2e \int_0^\infty dN \partial_\epsilon^2 n_F(\bar{\epsilon}(N, \mathbf{H})) \sum_{k_1, k_2} C_{k_1}(N, \mathbf{H}) C_{k_2}(N, \mathbf{H}) C_{-k_1-k_2}(N, \mathbf{H}) \left((i(k_1 + k_2)^3 \lambda^2) \right) \\ &= 2e(2eU\tau_{in})^2 \int_0^\infty dN \partial_\epsilon^2 n_F(\bar{\epsilon}(N, \mathbf{H})) \frac{1}{2\pi} \int_{-\pi}^\pi d\chi (\partial_\chi \epsilon(N, \chi, \mathbf{H}))^3.\end{aligned}\quad (\text{A12})$$

Changing variables back to (ϵ, χ) , we arrive at Eqs. (12) and (13). To estimate the reciprocal and nonreciprocal current at relatively large voltages, $1/\tau_{in} \ll |2eU| \ll E_T$, we use the fact that for a typical phase-dependence of the quasiparticle spectrum, the sums over k in Eqs. (A9) and (A10) are dominated by k of order unity. With this in mind, we obtain the following estimates

$$\bar{J}_{\text{rec}}(U, \mathbf{H}) \sim \frac{1}{U\tau_{in}} \int_0^\infty dN \partial_\epsilon n_F(\bar{\epsilon}(N, \mathbf{H})) \sum_k |C_k(N, \mathbf{H})|^2 (-k^2) \sim \frac{\langle g_1(\chi, \mathbf{H}) \rangle}{eU\tau_{in}}, \quad (\text{A13})$$

$$(\text{A14})$$

$$\delta\bar{J}(U, \mathbf{H}) \sim \frac{-ie}{(2eU\tau_{in})^2} \int_0^\infty dN \partial_\epsilon^2 n_F(\bar{\epsilon}(N, \mathbf{H})) \sum_{k_1, k_2} C_{k_1}(N, \mathbf{H}) C_{k_2}(N, \mathbf{H}) C_{-k_1-k_2}(N, \mathbf{H}) \sim \frac{\langle g_2(\chi, \mathbf{H}) \rangle}{(eU\tau_{in})^2}. \quad (\text{A15})$$

Combining Eqs. (A13) and (A15) we get Eq. (15) in the maintext.

The current as a function of the voltage is increasing at small voltages and decreasing at large voltages, reaching a maximum $J_{max}(\mathbf{H})$ in the intermediate regime. The location of the maximum is found by setting to zero the derivative $\partial_\lambda \bar{J}$,

$$\begin{aligned}\partial_\lambda \bar{J}(U, \mathbf{H}) &= -e \int_0^\infty dN \left[\text{sgn}(U) \partial_\epsilon n_F(\bar{\epsilon}(N, \mathbf{H})) \sum_k |C_k(N, \mathbf{H})|^2 \left(\frac{2k^2 - 2k^4 \lambda^2}{(1 + k^2 \lambda^2)^2} \right) \right. \\ &\quad \left. + \partial_\epsilon^2 n_F(\bar{\epsilon}(N, \mathbf{H})) \sum_{k_1, k_2} C_{k_1}(N, \mathbf{H}) C_{k_2}(N, \mathbf{H}) C_{-k_1-k_2}(N, \mathbf{H}) (k_1 + k_2)^2 \right. \\ &\quad \left. \times \left(\frac{\text{sgn}(U)(1 + \lambda^2(k_1 + k_2)^2) - 2\lambda(k_1 + k_2)(\text{sgn}(U)\lambda(k_1 + k_2) + i)}{(1 + \lambda^2(k_1 + k_2)^2)^2} \right) \right].\end{aligned}\quad (\text{A16})$$

Since the sums are dominated by $k \sim 1$, $\partial_\lambda \bar{J}$ vanishes at $\lambda \sim 1$. We can estimate the reciprocal and nonreciprocal part of $J_{max}(\mathbf{H})$ by substituting $\lambda = 1$ into Eqs. (A11) and (A12),

$$J_{max}(\mathbf{H}) \sim e \int_0^\infty dN \partial_\epsilon n_F(\bar{\epsilon}(N, \mathbf{H})) \sum_k |C_k(N, \mathbf{H})|^2 \left(\frac{-k^2}{1 + k^2} \right) \sim \langle g_1(\chi, \mathbf{H}) \rangle, \quad (\text{A17})$$

$$\delta J_{max}(\mathbf{H}) \sim -ie \int_0^\infty dN \partial_\epsilon^2 n_F(\bar{\epsilon}(N, \mathbf{H})) \sum_{k_1, k_2} C_{k_1}(N, \mathbf{H}) C_{k_2}(N, \mathbf{H}) C_{-k_1-k_2}(N, \mathbf{H}) \sim \langle g_2(\chi, \mathbf{H}) \rangle. \quad (\text{A18})$$

This reproduces Eq. (15) in the main text.

Appendix B: Derivation of Usadel's equations in diffusive junctions with spin-orbit coupling and a Zeeman field

In this section we derive Usadel's equations for the electron Green's functions in the diffusive approximation in the presence of spin-orbit coupling and a Zeeman field. We then show that in the special case of quasi-one dimensional geometry the I-U characteristics of the junctions turn out to be reciprocal. Thus, the non-reciprocity of the junctions is related to either a general character of position-dependence of the microscopic parameters describing the normal metal, such as $D(\mathbf{r})$ and $\beta(\mathbf{r})$, or geometry of the normal region.

Weak spin-orbit coupling

We will first consider the case of weak spin-orbit coupling, where $\beta p_F \ll \tau_{el}^{-1}$. The Hamiltonian describing a 2D SNS junction in the presence of weak spin-orbit coupling and an in plane magnetic field has the form

$$H = (\xi_p + \beta^{ij} \sigma^i p^j + V_{imp}(\mathbf{r})) \tau_3 + g\mu_0 \mathbf{H} \cdot \boldsymbol{\sigma} + \Delta(\mathbf{r})\tau_1. \quad (\text{B1})$$

Here $\xi_p = p^2/2m - E_F$, τ_i are the Pauli matrices in Nambu space, and $\Delta(\mathbf{r})$ is the superconducting order parameter. We will focus on the case where the length of the normal metal region is much larger than the superconducting coherence length of the nodes $L \gg \xi$, and $\Delta(\mathbf{r})$ has the form

$$\Delta(\mathbf{r}) = \begin{cases} \Delta, & x < -\frac{L}{2}, \\ 0, & -\frac{L}{2} < x < \frac{L}{2}, \\ \Delta e^{-i\chi}, & x > \frac{L}{2}. \end{cases} \quad (\text{B2})$$

We start with the Eilenberger equation [49] corresponding to the Hamiltonian in Eq. (B1)

$$[\epsilon\tau_3 - \Delta(\mathbf{r})\tau_1 + A_0\tau_3, \underline{g}] + iv_F \hat{p}^k \tilde{\nabla}_{\mathbf{r}}^k \underline{g} - \frac{i}{2m} \{A_k, \nabla_{\mathbf{r}}^k \underline{g}\} = \frac{i}{2\tau_{el}} [g_0, \underline{g}], \quad \underline{g}^2 = 1. \quad (\text{B3})$$

Here $\underline{g}(\mathbf{r}, \epsilon, \hat{\mathbf{p}})$ is the quasi-classical Green's function, which is a matrix in Nambu-spin space, $\{\cdot, \cdot\}$ and $[\cdot, \cdot]$ denote the anti-commutator and commutator respectively, \hat{p} is the unit vector pointing in the direction of \mathbf{p} , and g_0 is the Green's function averaged over the direction of \hat{p} . Finally, $\mathbf{h} = g\mu_0 \mathbf{H}$ is the Zeeman energy,

$$A_0 = -h^\alpha \sigma^\alpha, \quad A_k = -m\beta^{\alpha k} \sigma^\alpha, \quad (\text{B4})$$

and $\tilde{\nabla}_{\mathbf{r}}^k = \nabla_{\mathbf{r}}^k - i[A_k, \cdot]$.

We note that the third Eq. (B3) differs from the Eilenberger equation used in Ref. [48]. The reason for this is because in Ref. [48] the author chooses to perform a unitary transformation of the semiclassical Green's functions which eliminates terms which are linear in momentum and spin-orbit coupling, we choose not to do this. The density of states in the normal region can be written in terms of the Green's function in the form,

$$\nu(\epsilon) = \frac{\nu_N}{4L_1L} \int d\mathbf{r} \Re[\text{Tr}_{\tau, \sigma}(\tau_3 \underline{g}_0(\epsilon, \mathbf{r}))]. \quad (\text{B5})$$

Here ν_N is the total density of states of the normal metal part of the junction in the absence of the superconductors, $\text{Tr}_{\tau, \sigma}$ denotes the trace over Nambu-spin space, and the integral is taken over the area of the normal region.

In the diffusive regime where the Green's functions are nearly isotropic, we can expand the Green's function into its zeroth and first angular harmonics,

$$\underline{g} = \underline{g}_0 + \underline{g}_1^k \hat{p}^k, \quad |\underline{g}_1| \ll |\underline{g}_0|. \quad (\text{B6})$$

With these assumptions, the normalization conditions are then

$$\underline{g}_0^2 = 1, \quad \{\underline{g}_0, \underline{g}_1^k\} = 0. \quad (\text{B7})$$

Substituting Eq. (B6) into Eq. (B3), and using Eq. (B7) we get the equations for g_0 and g_1^k

$$[\epsilon\tau_3 - \Delta(\mathbf{r})\tau_1 + A_0\tau_3, \underline{g}_0] + \frac{iv_F}{2} \tilde{\nabla}_{\mathbf{r}}^k \underline{g}_1^k - \frac{i}{2m} \{A_k, \nabla_{\mathbf{r}}^k \underline{g}_0\} = 0, \quad (\text{B8a})$$

$$v_F \tilde{\nabla}_{\mathbf{r}}^k \underline{g}_0 - \frac{1}{2\tau_{el}} [g_0, \underline{g}_1^k] = 0. \quad (\text{B8b})$$

Multiplying both sides of Eq. (B8b) by \underline{g}_0 and using Eq. (B7), we get

$$\underline{g}_1^k = -v_F \tau_{el} \tilde{\nabla}_{\mathbf{r}}^k \underline{g}_0. \quad (\text{B9})$$

Substituting Eq. (B9) back into Eq. (B8a), we arrive at Usadel's equation,

$$[\epsilon\tau_3 - \Delta(\mathbf{r})\tau_1 + A_0\tau_3, \underline{g}_0] - i\tilde{\nabla}_{\mathbf{r}}^k (D(\mathbf{r})\underline{g}_0 \tilde{\nabla}_{\mathbf{r}}^k \underline{g}_0) - \frac{i}{2m} \{A_k(\mathbf{r}), \nabla_{\mathbf{r}}^k \underline{g}_0\} = 0. \quad (\text{B10})$$

To account for long range variations of the microscopic parameters, we allow $D(\mathbf{r})$ and $A_k(\mathbf{r})$ to depend on position. We note that Eq. (B10) is valid provided that $D(\mathbf{r})$ and $A_k(\mathbf{r})$ change slowly on the scale of the spin relaxation length.

Equation (B10) is written in Nambu-spin space. If $h \ll \tau_{so}^{-1}$, it is useful to decompose to the Green's functions into a singlet and triplet components,

$$\underline{g}_0 = \underline{g}_s + \underline{g}_t^\alpha \sigma^\alpha, \quad |\underline{g}_t^\alpha| \ll |\underline{g}_s|. \quad (\text{B11})$$

Here $\underline{g}_s, \underline{g}_t^\alpha$ are matrices in Nambu space. In this approximation, the normalization conditions Eq. B7 yield

$$\underline{g}_s^2 = 1, \quad \{\underline{g}_s, \underline{g}_t^\alpha\} = 0. \quad (\text{B12})$$

Substituting Eq. (B11) into (B10) and using Eq. (B12), we get

$$\left[\epsilon \tau_3 - \Delta(\mathbf{r}) \tau_1, \underline{g}_s \right] - i \nabla_{\mathbf{r}}^k \left(D(\mathbf{r}) \underline{g}_s \nabla_{\mathbf{r}}^k \underline{g}_s \right) - h^\alpha \left[\tau_3, \underline{g}_t^\alpha \right] + i \beta^{\alpha k}(\mathbf{r}) \nabla_{\mathbf{r}}^k \underline{g}_t^\alpha = 0, \quad (\text{B13a})$$

$$\begin{aligned} & \frac{i}{\tau_{so}} \underline{g}_s \underline{g}_t^\alpha + \left[\epsilon \tau_3 - \Delta(\mathbf{r}) \tau_1, \underline{g}_t^i \right] - i \nabla_{\mathbf{r}}^k \left(D(\mathbf{r}) \underline{g}_s \nabla_{\mathbf{r}}^k \underline{g}_t^i + \underline{g}_t^i \nabla_{\mathbf{r}}^k (D(\mathbf{r}) \underline{g}_s) \right) \\ & + 2imD(\mathbf{r}) \epsilon^{i\alpha\beta} \beta^{\alpha k}(\mathbf{r}) \left(\underline{g}_s \nabla_{\mathbf{r}}^k \underline{g}_t^\beta + \underline{g}_t^\beta \nabla_{\mathbf{r}}^k \underline{g}_s + \nabla_{\mathbf{r}}^k \left(\underline{g}_s \underline{g}_t^\beta \right) \right) = h^i \left[\tau_3, \underline{g}_s \right] - i \beta^{ik}(\mathbf{r}) \nabla_{\mathbf{r}}^k \underline{g}_s. \end{aligned} \quad (\text{B13b})$$

Note that we have dropped terms $\mathcal{O}(\underline{g}_t^2)$, and that only ordinary derivatives are left in the equations. The terms on the RHS of Eq. (B13b) act as source terms for the triplet Green's functions. Thus, the triplet Green's function is generated either by the Zeeman field or the linear in gradient terms arising from spin orbit coupling.

Since we are interested in solutions for $\epsilon \sim E_T$ and $\Delta(\mathbf{r}) = 0$ in the normal metal, the second term on the LHS of Eqs. (B13a) is on the order of E_T . The typical length scale on which the Green's functions change is on the order of L (see Ref. [47]), so the gradients in Eqs. (B13a) and (B13b) are of order $\frac{1}{L}$. With this in mind, we note that the third term on the LHS of Eq. (B13b) is also on the order of E_T . In the case $E_T \ll \tau_{so}^{-1}$ the first term in Eq. (B13b) is the largest term on the LHS, and we get

$$\underline{g}_t^\alpha = -i\tau_{so} \left(\underline{g}_s \left[h^\alpha \tau_3, \underline{g}_s \right] - i \beta^{\alpha k}(\mathbf{r}) \underline{g}_s \nabla_{\mathbf{r}}^k \underline{g}_s \right). \quad (\text{B14})$$

Finally, substituting Eq. (B14) into Eq. (B13a), we get the Usadel equation for \underline{g}_s

$$\begin{aligned} & \left[\epsilon \tau_3, \underline{g}_s \right] - i \nabla_{\mathbf{r}}^k \left(D(\mathbf{r}) \underline{g}_s \nabla_{\mathbf{r}}^k \underline{g}_s \right) + i\tau_{so} h^2 \left[\tau_3, \underline{g}_s \left[\tau_3, \underline{g}_s \right] \right] \\ & + \tau_{so} \beta^{\alpha k}(\mathbf{r}) h^\alpha \left(\left[\tau_3, \underline{g}_s \nabla_{\mathbf{r}}^k \underline{g}_s \right] + \nabla_{\mathbf{r}}^k \left(\underline{g}_s \left[\tau_3, \underline{g}_s \right] \right) \right) = 0. \end{aligned} \quad (\text{B15})$$

In the subsequent equations we only keep terms which are linear in h , as we will be interested only in the part of the density of states which is linear in \mathbf{H} .

Let us first consider junctions with a 1D geometry, where $D(\mathbf{r})$ as well as $\beta(\mathbf{r})$ depend only on the x coordinate. In this case, Eq. (B15) and Eq. (B5) are given by

$$\left[\epsilon \tau_3, g_s \right] - i \partial_x \left(D(x) g_s \partial_x g_s \right) + \tau_{so} \beta^{\alpha x} \left(x h^\alpha \left(\left[\tau_3, g_s \partial_x g_s \right] + \partial_x \left(g_s \left[\tau_3, g_s \right] \right) \right) \right) = 0, \quad (\text{B16})$$

$$\nu(\epsilon) = \frac{\nu_N}{2L} \int_{-L/2}^{L/2} dx \Re \left[\text{Tr}_\tau \left(\tau_3 \underline{g}_s(\epsilon, x) \right) \right], \quad (\text{B17})$$

where and Tr_τ is the trace over Nambu space.

It is convenient to parameterize the Green's functions in the following form,

$$g_s(\epsilon, x) = \begin{pmatrix} \cos \theta(\epsilon, x) & \sin \theta(\epsilon, x) e^{i\tilde{\chi}(\epsilon, x)} \\ \sin \theta(\epsilon, x) e^{-i\tilde{\chi}(\epsilon, x)} & -\cos \theta(\epsilon, x) \end{pmatrix}, \quad (\text{B18})$$

where $\theta(\epsilon, x)$ and $\tilde{\chi}(\epsilon, x)$ are complex variables. In this parametrization the Usadel equation reduces to the following two equations,

$$\partial_x \left[\left(D(x) \partial_x \tilde{\chi} + 2\tau_{so} \beta^{\alpha x}(x) h^\alpha \right) \sin^2 \theta \right] = 0, \quad (\text{B19})$$

$$\frac{1}{2} \partial_x \left(D(x) \partial_x \theta \right) + i\epsilon \sin \theta - \frac{D(x)}{4} \sin 2\theta \left(\partial_x \tilde{\chi} + \frac{2\tau_{so} \beta^{\alpha x}(x) h^\alpha}{D(x)} \right)^2 = 0, \quad (\text{B20})$$

and the expression for the density of states becomes

$$\nu(\epsilon, \chi) = \frac{\nu_N}{L} \int_{-L/2}^{L/2} dx \Re \cos \theta(\epsilon, x). \quad (\text{B21})$$

In the case of perfectly transmitting NS interfaces, the boundary conditions for Eqs. (B19), (B20) are given by

$$\theta(\epsilon, \pm L/2) = \frac{\pi}{2}, \quad \tilde{\chi}(\epsilon, \pm L/2) = \pm \frac{\chi}{2}. \quad (\text{B22})$$

We can further simplify these equations by making the change of variables $(\theta, \tilde{\chi}) \rightarrow (\theta, \hat{\chi})$, where the shifted phase $\hat{\chi}$ is given by

$$\hat{\chi} = \tilde{\chi} + \int_{-L/2}^x dq \frac{2\tau_{so}\beta^{\alpha x}(q)h^\alpha}{D(q)}. \quad (\text{B23})$$

In the new variables Eqs. (B19), (B20), and (B22) become

$$\partial_x [D(x)\partial_x \hat{\chi} \sin^2 \theta] = 0, \quad (\text{B24})$$

$$\frac{1}{2}\partial_x \left(D(x)\partial_x \theta \right) + i\epsilon \sin \theta - \frac{D(x)}{4} \sin 2\theta (\partial_x \hat{\chi})^2 = 0, \quad (\text{B25})$$

$$\theta(\epsilon, \pm L/2) = \frac{\pi}{2}, \quad \tilde{\chi}(\epsilon, \pm L/2) = \pm \left(\frac{\chi + \phi}{2} \right). \quad (\text{B26})$$

We note that Eqs. (B24)–(B26) are identical to Usadel's equations and their boundary conditions at $h = 0$, with a phase difference of $\chi + \phi$ across the junction. Thus, the solution for θ has the form

$$\theta(\epsilon, x, \chi) = \theta_0(\epsilon, x, \chi + \phi) \quad (\text{B27})$$

Here $\theta_0(\epsilon, x, \chi)$ is the solution for zero magnetic field and phase difference χ , and ϕ is given by Eq. (27). Thus, we see that the phase dependence of the density of states has the form of Eq. (10). As discussed in the main text, in this case the I-U characteristics are reciprocal.

We would like to stress however that this result arose from the 1D character of the idealized model of the SNS junction. In the general situation, where the parameters $D(\mathbf{r})$ and $\beta(\mathbf{r})$ are functions of x and y , or the shape on the N-region is non-rectangular, the density of states $\nu(\chi)$ can not be expressed in the form of Eq. (25), and the I-U characteristics are nonreciprocal.

Consider for example a simple model where the diffusion coefficient is a function of y , a coordinate parallel to the SN interface,

$$D(x, y) = \begin{cases} D + \frac{\delta D}{2}, & 0 < y < L_1/2, \\ D - \frac{\delta D}{2}, & -L_1/2 < y < 0, \end{cases} \quad (\text{B28})$$

where $\delta D \ll D$. If $L_1 \gg L$ then the local density of states in the regions with $y > 0$ and $y < 0$ can be approximated $\mathbf{H} = 0$ solutions shifted by phases $\phi_\pm = \frac{2\tau_{so}\beta^{\alpha x}h^\alpha L}{D \pm \delta D/2}$ respectively. Then the total density of states can be written as

$$\nu(\epsilon, \chi, D) \approx \frac{1}{2} \left(\nu_0(\epsilon, \chi + \phi_+, D + \delta D/2) + \nu_0(\epsilon, \chi + \phi_-, D - \delta D/2) \right), \quad (\text{B29})$$

where $\nu_0(\epsilon, \chi, D)$ is density of states of a junction with diffusion coefficient D and dimensions $L_1 \times L$, at $\mathbf{H} = 0$. In this case the total density of states cannot be expressed in the form of equation of Eq. (25), and the I-U characteristics are non-reciprocal. Substituting Eq. (B29) into Eq. (17b) in the main text and keeping terms linear in \mathbf{H} , we get the following estimate for $\langle g_2 \rangle$,

$$\langle g_2(\chi, \mathbf{H}) \rangle \approx \left(\frac{\tau_{so}\beta^{\alpha x}(g\mu_0\mathbf{H}^\alpha)}{LE_T} \right) \left(\frac{\delta D}{D} \right)^2 \frac{E_T^2}{T^2} \langle g_1(\chi, \mathbf{H}) \rangle. \quad (\text{B30})$$

Similarly, we substitute Eq. (B29) into Eq. (22) to obtain the following estimate for δA ,

$$\delta A \approx \frac{\sqrt{J_c(0, T)}}{e\tau_{in}\langle g_1 \rangle} \frac{\beta(\tau_{so}g\mu_0H)}{LE_T} \left(\frac{\delta D}{D} \right)^2. \quad (\text{B31})$$

Here we have used the fact that both the critical current and the phase $\chi_m(\mathbf{H})$, at which the supercurrent reaches its maximum, are functions of $\nu(\epsilon, \chi, D)$.

In the more general case where $L_1 \gtrsim L$, the scale of spacial fluctuations of $D(\mathbf{r})$ and $\beta(\mathbf{r})$ are of order L , and $\delta D \lesssim D$, we expect these estimates to be accurate to order unity.

Superconductor-topological insulator-superconductor (S-TI-S) junction

In this section we consider a model in which the normal region of the junction is comprised of a conducting surface of a topological insulator described by the Hamiltonian

$$\mathcal{H}(k) = (\beta^{\alpha k} k^i \sigma^\alpha - \mu + V_{dis}) \tau_3 + h^\alpha \sigma^\alpha + \Delta \tau_1. \quad (\text{B32})$$

This model can be viewed a limiting case of strong spin-orbit coupling in which the conduction band has a definite helicity.

The derivation of the Usadel equation in S-TI-S junction was done by Ref. [10]; here we will sketch the main steps. The Eilenberger equation for the Hamiltonian in Eq. (B32) is given by,

$$[\epsilon \tau_3 - \Delta(\mathbf{r}) \tau_1 - h^\alpha \sigma^\alpha \tau_3, \underline{g}(\mathbf{n}, \epsilon, \mathbf{r})] + p_F \beta^{\alpha k} \hat{p}^k [\sigma^\alpha \underline{g}(\hat{\mathbf{p}}, \epsilon, \mathbf{r})] + \frac{i}{2} \beta^{\alpha k} \{ \sigma^\alpha, \nabla_{\mathbf{r}}^k \underline{g}(\hat{\mathbf{p}}, \epsilon, \mathbf{R}) \} = -\frac{i}{2\tau_{el}} [\langle \underline{g} \rangle, \underline{g}(\hat{\mathbf{p}}, \epsilon, \mathbf{R})], \quad (\text{B33})$$

In the regime of strong spin orbit coupling where the system has complete spin-momentum locking, the Green's function has the following helical spin structure,

$$\underline{g} = \frac{1}{2} \underline{g}' \left(1 + \hat{\beta}^{\alpha k} \hat{p}^k \sigma^\alpha \right), \quad (\text{B34})$$

where \underline{g}' is a matrix only in Nambu space. We then insert Eq. (B34) into Eq. (B33),

$$\begin{aligned} & \left[\epsilon \tau_3, -\Delta(\mathbf{r}) \tau_1 - h^\alpha \sigma^\alpha, \frac{1}{2} \underline{g}' \left(1 + \hat{\beta}^{\gamma k} \sigma^\gamma \hat{p}^k \right) \right] + i p_F \epsilon^{\alpha \beta \gamma} \beta^{\alpha k} \hat{\beta}^{\beta i} \hat{p}^k \hat{p}^i \underline{g}' \sigma^\gamma \\ & + \frac{i \beta^{\alpha k}}{2} \nabla_{\mathbf{r}}^k \underline{g}' \left(\sigma^\alpha + \hat{\beta}^{\alpha i} \hat{p}^i \right) + \frac{i}{2\tau_{el}} \left[\left\langle \frac{1}{2} \underline{g}' \left(1 + \hat{\beta}^{\alpha k} \hat{p}^k \right) \right\rangle, \frac{1}{2} \underline{g}' \left(1 + \hat{\beta}^{\alpha k} \hat{p}^k \right) \right] = 0. \end{aligned} \quad (\text{B35})$$

In the diffusive limit where $v_F \tau_{el} \ll L$, we expand the Green's function into its zeroth and first moment $\underline{g}' = \underline{g}_0 + \underline{g}_1^k \hat{p}^k$, insert the expansion into Eq. (B35), project the equation onto its zeroth and first angular harmonics, and obtain two equations for $\underline{g}_0, \underline{g}_1$. After taking the trace of the resulting equations over spin indices, we arrive at the following equations,

$$\left[\epsilon \tau_3 - \Delta(\mathbf{r}) \tau_1, \underline{g}_0 \right] + i \frac{\beta}{2} \hat{\nabla}_{\mathbf{r}}^i \underline{g}_1^i = 0, \quad (\text{B36})$$

$$\underline{g}_1^i = -2\beta \tau_{el} \underline{g}_0 \hat{\nabla}_{\mathbf{r}}^i \underline{g}_0, \quad (\text{B37})$$

where we have defined,

$$\hat{\nabla}_{\mathbf{r}}^i \cdot = \nabla_{\mathbf{r}}^i \cdot + i \frac{\hat{\beta}^{\alpha i} h^\alpha}{\beta} [\tau_3, \cdot]. \quad (\text{B38})$$

Substituting Eq. (B37) in (B36), we have Usadel's equation for the strong spin orbit case,

$$\left[\epsilon \tau_3 - \Delta(\mathbf{r}) \tau_1, \underline{g}_0 \right] - i \nabla_{\mathbf{r}}^i \left(D(\mathbf{r}) \underline{g}_0 \nabla_{\mathbf{r}}^i \underline{g}_0 \right) + \tau_{el} \beta^{\alpha i}(\mathbf{r}) h^\alpha \left(\nabla_{\mathbf{r}}^i \left(\underline{g}_0 [\tau_3, \underline{g}_0] \right) + [\tau_3, \underline{g}_0 \nabla_{\mathbf{r}}^i \underline{g}_0] \right) + i \tau_{el} h^2 \left[\tau_3, \underline{g}_0 [\tau_3, \underline{g}_0] \right] = 0, \quad (\text{B39})$$

which is the same as Eq. (B15), the equation for g_0 in the case of weak spin-orbit coupling, with the replacement of τ_{so} with τ_{el} . This can be understood by the fact that in the case where spin-momentum locking is strong, spin-relaxation is limited only by the rate of elastic scattering. This suggests that the form of Eq. (B39) is universal within the diffusive regime, where the parameters in the equation depend on the strength of the spin-orbit coupling. As a result, we can apply the estimates for $\langle g_2 \rangle$ and δA given in Eqs. (B30) and (B31) to the case of a S-TI-S junction with the appropriate substitution of $\tau_{so} = \tau_{el}$.