

Value-Compressed Sparse Column (VCSC): Sparse Matrix Storage for Redundant Data

Skyler Ruiter^{1†}, Seth Wolfgang^{1†}, Marc Tunnell¹,
Timothy Triche Jr.,² Erin Carrier¹, Zachary DeBruine^{1,2}

¹Grand Valley State University
1 Campus Drive
Allendale, Michigan, 49401, USA

²Van Andel Institute
333 Bostwick Ave NE
Grand Rapids, Michigan, 49503, USA

[†]Both authors contributed equally to this paper.

Abstract

Compressed Sparse Column (CSC) and Coordinate (COO) are popular compression formats for sparse matrices. However, both CSC and COO are general purpose and cannot take advantage of any of the properties of the data other than sparsity, such as data redundancy. Highly redundant sparse data is common in many machine learning applications, such as genomics, and is often too large for in-core computation using conventional sparse storage formats. In this paper, we present two extensions to CSC: (1) Value-Compressed Sparse Column (VCSC) and (2) Index- and Value-Compressed Sparse Column (IVCSC). VCSC takes advantage of high redundancy within a column to further compress data up to 3-fold over COO and 2.25-fold over CSC, without significant negative impact to performance characteristics. IVCSC extends VCSC by compressing index arrays through delta encoding and byte-packing, achieving a 10-fold decrease in memory usage over COO and 7.5-fold decrease over CSC. Our benchmarks on simulated and real data show that VCSC and IVCSC can be read in compressed form with little added computational cost. These two novel compression formats offer a broadly useful solution to encoding and reading redundant sparse data.

1 Introduction

Sparse data is mostly zero or missing, and is often encoded in sparse matrices that avoid explicit storage of these values. Sparse matrices are abundant in many domains that involve scientific computing, machine learning, and data engineering. In these domains, software priorities are often a combination of memory usage and fast compute, with these goals usually being at odds with one another.

Historically, most improvements to sparse matrix formats have prioritized compute optimizations over compression ratio. However, as the size of datasets continue to grow, the inability of matrices in conventional sparse storage formats to be processed in-core will be a primary bottleneck for computation.

General purpose sparse matrix formats, such as Coordinate (COO) or Compressed Sparse Column (CSC), offer compression with reasonably fast compute. Specifically, COO stores the matrix in triplet format, storing a row-index, column-index, and value for each nonzero value. As depicted in Figure 1, for each nonzero value, CSC (CSR) stores the value and the row-index (column-index), along with the pointer offsets to the start of each column (row). While popular, COO, CSC, and CSR fail to leverage

specific characteristics of the data, such as significant redundancy in nonzero values, common in count data and discrete distributions.

Massive sparse datasets such as those used in genomics, often contain highly redundant values. Take, for example, an 18082×897734 , single-cell transcriptomics dataset from 10x Genomics containing the counts of genes in single-cells [1]. This matrix is 92% sparse and contains approximately 1.3 billion nonzero values. Despite the large number of nonzero values, there are only about 7,000 unique values. This type of data is critical for biological research, but existing data structures are memory inefficient, failing to leverage the high redundancy of the values. For instance, as shown in Table 1, in COO format this dataset requires approximately 20 gigabytes (GB), with CSC reducing the memory requirement by only 25% relative to COO. As genomics data continues to grow, memory limitations will become increasingly prohibitive to in-core analysis and massive data integration.

In this paper, we introduce two novel sparse matrix formats that aim to address this limitation of conventional sparse matrix formats on highly redundant data: (1) Value-Compressed Sparse Column (VCSC) and (2) Index- and Value-Compressed Sparse Column (IVCSC). Using VCSC, the size of the previously mentioned 10x Genomics dataset is reduced by 74% compared to COO and 65% compared to CSC. IVCSC enables further compression, reducing the size over COO and CSC by 91% and 88%, respectively. These formats are implemented in C++ and available on Github (<https://github.com/Seth-Wolfgang/IVSparse>).

This paper is organized as follows: Related work is discussed in section 2, methods underlying VCSC and IVCSC are discussed in section 3, experimental results are presented in section 4, and a conclusion and discussion is given in section 5.

2 Related Work

A variety of compressed matrix formats exist, for both sparse and dense matrices, with most formats focusing on enabling fast compute. As is typical with sparse matrix formats, we limit our discussion of related work to only lossless compressed matrix formats.

2.1 Sparse Matrix Compression

A popular approach is to create a data structure that groups data into blocks [2–5]. Block storage formats often take advantage of natural patterns in the data to speed up Sparse Matrix-Vector Multiplication (SpMV), utilizing this structure for better cache access [3, 4], optimizing for distributed systems [2], or for better memory bandwidth via data compression [5].

The authors of [6] utilize a form of data compression aimed at achieving faster SpMV computations. Specifically, index data is delta-encoded and decompressed to enable faster computation on sparse data with distinct local density patterns [6].

In [7], two modifications to further compress CSR, namely CSR Delta Unit (CSR-DU) and CSR Value Indexed (CSR-VI) are presented. CSR-DU compresses the column indices and row pointers in CSR by breaking up the matrix into units, applying

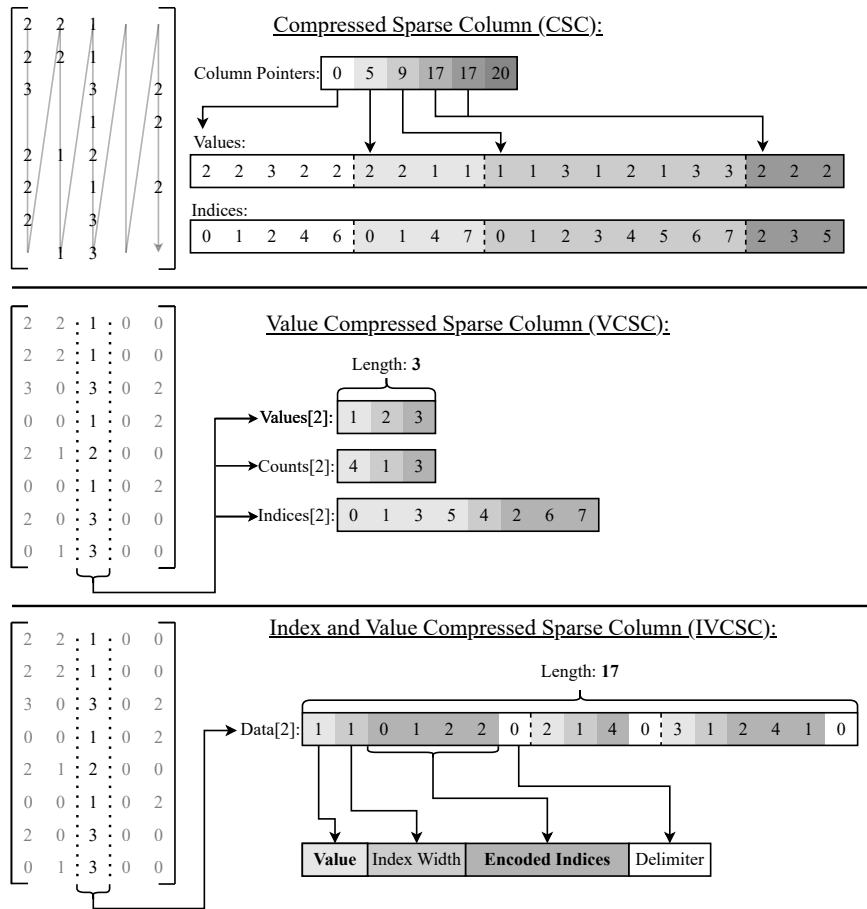


Figure 1: Comparison of Sparse Matrix Storage Formats

delta encoding over each unit with flags to store when a unit starts a new row. CSR-VI compresses values by storing unique values in a lookup table, reducing the memory footprint for redundant data but necessitating the storage of references for each nonzero value. While similar in idea to our approach, [7] attempts to optimize SpMV performance through compression, whereas we focus on optimizing compression with limited performance impact on common operations.

2.2 Dense Matrix Compression

While most existing sparse matrix compression formats fail to take advantage of redundancy, many dense data compression algorithms are designed to capitalize on redundancy. For example, Huffman encoding constructs a dictionary of keys where more common symbols have smaller keys [8]. Lempel-Ziv-Welch (LZW) [9] compression is similar to Huffman, but targets redundancy by compressing repetitive patterns. LZW excels on data where repeated patterns are prevalent, albeit at the cost of increased storage for unique patterns. Run-length Encoding (RLE) is another compression technique that encodes consecutive identical symbols as a single count-value pair. RLE's compression ratio directly correlates with the extent of consecutive

redundant values in the data.

3 Methods

3.1 Value-Compressed Sparse Column (VCSC) Format

VCSC takes advantage of the per-column redundancy of values by storing each unique value only once per column in which it occurs. For each column, VCSC stores three arrays, one for unique values, one for value counts, and one for row indices. The entries of the values array are the unique values in the column. The corresponding entries of the counts array are the number of times each value occurs in the column. The entries of the indices array are the row indices of each occurrence. These row indices are ordered first by value and within each value ordered in ascending order of row index. An example of VCSC format for a single column of a sparse matrix is shown in the middle panel of Figure 1.

By reordering the row indices first by value, we eliminate the need to store references to each element, as is necessary in CSC-VI. While ordering first by value, then by row index significantly improves compression for highly redundant data, traversal through the rows in a column is no longer guaranteed to be performed sequentially.

To evaluate the memory usage of VCSC, we first consider the memory usage of CSC which is given by

$$\text{CSC}_{\text{size}} = \underbrace{\text{val}_{\text{size}} * \text{nnz}}_{\text{bytes for nonzero vals}} + \underbrace{\text{idx}_{\text{size}} * \text{nnz}}_{\text{bytes for indices}} + \underbrace{\text{idx}_{\text{size}} * (\text{ncol} + 1)}_{\text{bytes for col pointers}}, \quad (1)$$

where nnz is the number of nonzeros and val_{size} and idx_{size} are the byte sizes for values and indices, respectively. In contrast, the memory usage of VCSC is given by

$$\text{VCSC}_{\text{size}} = \sum_{i=1}^{\text{nCols}} \left(\underbrace{\text{val}_{\text{size}} * \text{nUniq}_i}_{\text{bytes for values}} + \underbrace{\text{idx}_{\text{size}} * \text{nUniq}_i}_{\text{bytes for counts}} + \underbrace{\text{idx}_{\text{size}} * \text{nnz}_i}_{\text{bytes for indices}} + \underbrace{\text{idx}_{\text{size}}}_{\text{len}} \right), \quad (2)$$

where nUniq_i is the number of unique values in column i , and nnz_i is the number of nonzeros in column i . Unlike CSC (and CSC-VI), the only component of Equation 2 which grows at a fixed rate with the number of nonzeros in a column is the memory for the indices.

VCSC can be useful for compressing data with high within-column value-redundancy, even if it is not sparse. For instance, VCSC can compress a large dense matrix containing only a few unique values. However, as is common when using sparse matrix formats for relatively dense matrices, random access and computations would be significantly slower than dense storage.

3.2 Index- and Value-Compressed Sparse Column (IVCSC) Format

Whereas VCSC compresses just values, IVCSC further compresses VCSC by also compressing the indices. For each column, IVCSC stores a single array. This array

contains sections, where each section is a unique value, followed by the index width, followed by the row indices where that value occurs, followed by a delimiter (a zero) to indicate the end of the row indices for that value. Within a single unique value, the indices are compressed by positive-delta encoding, as shown in the bottom pane of Figure 1, and then byte-packed.

By positive-delta encoding the row indices, the magnitude of the stored indices is reduced. Byte-packing the encoded indices discards leading bytes that are zero, further reducing the storage required for each index, while still allowing efficient traversal through the indices (which would not be the case with bit-packing). Depending on the redundancy and density of the data, it is often possible to represent indices for frequently occurring values with a single byte.

As with VCSC, traversal through the rows in a column is not necessarily sequential. Furthermore, traversal through a column in IVCSC requires decoding the positive-delta-encoded indices and checking for end-of-value delimiters.

The memory usage of IVCSC is given by

$$IVCSC_{\text{size}} = \sum_{i=1}^{nCols} \left(\underbrace{8}_{\text{len}} + \underbrace{nUniq_i * (val_{\text{size}} + 1)}_{\text{bytes for value and idx width}} + \underbrace{\sum_{j=1}^{nUniq_i} (nnz_j + 1) * idxWid_j}_{\text{bytes for encoded indices and delim}} \right), \quad (3)$$

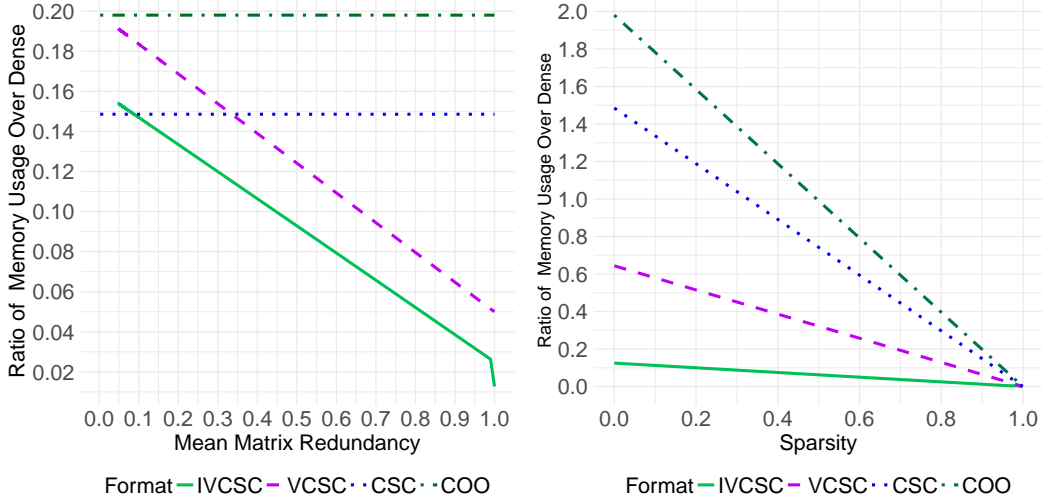
where the 8 bytes (denoted by `len`) are used to store the size of the data array, nnz_j is the number of times the unique value j appears in the column, and $idxWid_j$ is the byte width of the unique value’s indices after positive-delta encoding and byte-packing. Comparing Equation 2 and Equation 3, one can see the bytes for storing the value data is similar, with the main difference being that the counts of unique values are replaced with delimiters, which are slightly smaller in most use cases. The differences due to index compression can be seen in Equation 3 and the term for `bytes for encoded indices and delim`.

IVCSC is well-suited for very large, highly redundant matrices. As with VCSC, IVCSC can be useful for compressing dense matrices with highly redundant values. In comparison to VCSC, IVCSC further prioritizes compression at increased computation and traversal time.

4 Experimental Results

4.1 Setup and Implementation

All benchmarking is performed on a dedicated workstation computer running on a Ryzen 9 5950x (Zen 3) with a max clock speed of 5.1GHz, 512KB L1 cache (64KB per core), 8MB L2 cache (512KB per core) and 64MB shared L3 cache. This machine has 64-bit Ubuntu 22.04.1 LTS installed and all programs were compiled with GCC version 11.3.0 and the flag `-O2`. OpenMP was disabled for all benchmarking.



(a) Variable Redundancy, 90% Sparsity (b) Variable Sparsity, 90% Redundancy

Figure 2: Comparison of memory required for VCSC, IVCSC, COO and CSC (as a ratio over dense storage required) for simulated random 10000×100 matrices.

We test the compression ratio on a variety of datasets that represent a range of real-world use-cases, including best and worst case examples. For timing results relating to the performance of our formats, we benchmark against the CSC format of the Eigen C++ library, a widely used matrix and linear algebra package [10].

We present timing results on three common matrix operations: multiplication of a sparse matrix by a scalar (scalar multiplication), sparse matrix-vector multiplication (SpMV), and sparse matrix-matrix multiplication (SpMM). Additionally, we present timing results for iterator traversal, which is the fundamental cost to many sparse-dense BLAS-like operations, as well as construction time from a COO matrix. Each timing benchmark is given a cold start, which is not timed, and then results are reported as the mean of ten timed iterations using `high_resolution_clock` of the C++ chrono library. To isolate as many variables as possible and because we benchmark the data structure and not our implementation of BLAS-like routines, we implement the same naive algorithm for SpMV and SpMM on the Eigen CSC matrix and our implementations. For all benchmarks, rows and columns are stored as 4 byte integers and values are stored as 8 byte doubles (excluding any positive-delta encoding and byte-packing).

4.2 Memory Usage

In order to quantify the efficiency of our format on redundant data, for all columns with nonzero elements we define the redundancy of the i -th column as

$$r_i = \begin{cases} 1 - \frac{nUniq_i}{nnz_i}, & \text{if } nUniq_i > 1 \\ 1, & \text{otherwise} \end{cases} . \quad (4)$$

This value is averaged over all columns with nonzero elements, giving the mean matrix redundancy (MMR).

For the benchmarks in Figure 2a, a single matrix is generated at the beginning of a session, the values of which are then modified to change the redundancy in further runs. Figure 2a shows the compression ratio of CSC, VCSC, and IVCSC as a function of MMR on a matrix with 90% sparsity. Compared to dense storage, COO and CSC require 20% and 15% of the dense memory, respectively. VCSC and IVCSC are able to compress by more than COO in all cases and by more than CSC at an MMR greater than 0.33 and 0.09, respectively.

Figure 2b shows the compression ratio over dense matrix memory usage for COO, CSC, VCSC, and IVCSC as a function of sparsity on a matrix fixed to 90% MMR. Regardless of sparsity, VCSC and IVCSC use less memory than a dense representation of the same matrix on highly redundant data. CSC and COO both require more memory to store the given dense representation until a sparsity of approximately 33% and 49%, respectively. In the worst case, at 0% sparsity, VCSC and IVCSC use approximately 64% and 13% of the memory required for dense storage, respectively.

Table 1: Memory usage of methods on real and simulated large datasets. CSC, VCSC, and IVCSC storage costs are given as a percentage of COO memory footprint.

Dataset	Dimensions	Nonzeros	Sparsity	MMR	COO Size (GB)	CSC %	VCSC %	IVCSC %
Single-cell	18082×897734	1.30e9	91.92%	.9875	20.85	75.02	25.96	8.94
Web of Science	46985×124836	5.41e6	99.66%	.7155	0.09	75.58	32.80	15.83
MovieLens	237187×1000000	2.85e7	97.04%	.6162	0.46	75.88	32.86	17.83
PR02R	161070×161070	8.19e6	99.97%	.0054	0.12	75.49	103.47	97.61
Sim Binary	1000000×1000	9.99e7	90.00%	1	1.60	75.00	25.00	6.25
Sim Unique	1000000×1000	9.99e7	90.00%	0	1.60	75.00	100.00	104.61

We test on four real world datasets which represent a wide range of use cases. Of these four, three are conducive to memory compression using our two methods. Additionally, we test on two simulated datasets, representing the ideal and worst case scenarios. For each of these datasets, the dimensions, number of nonzeros, sparsity, and MMR are given in Table 1.

We use a single-cell transcriptomics dataset from [1] as a representative example of data that follows a zero-inflated negative binomial counts distribution. Table 1 shows that VCSC and IVCSC compress this dataset to 25.96% and 8.94% of the COO memory footprint, respectively.

We use the large Web of Science dataset obtained from [11], and processed using `CountVectorizer` with default parameters [12], as a representative example of a bag-of-words model. Table 1 shows that VCSC and IVCSC compress this dataset to 32.80% and 15.83% of the COO memory footprint, respectively.

The MovieLens dataset, obtained from [13], is a representative example of discrete, ordinal data, containing 10 possible ratings between 0 and 5. Table 1 shows that VCSC and IVCSC compress this dataset to 32.86% and 17.83% of the COO memory footprint, respectively.

The PB02r dataset was obtained from SuiteSparse [14] and is representative of performance on comparable computational fluid simulation matrices. Table 1 shows

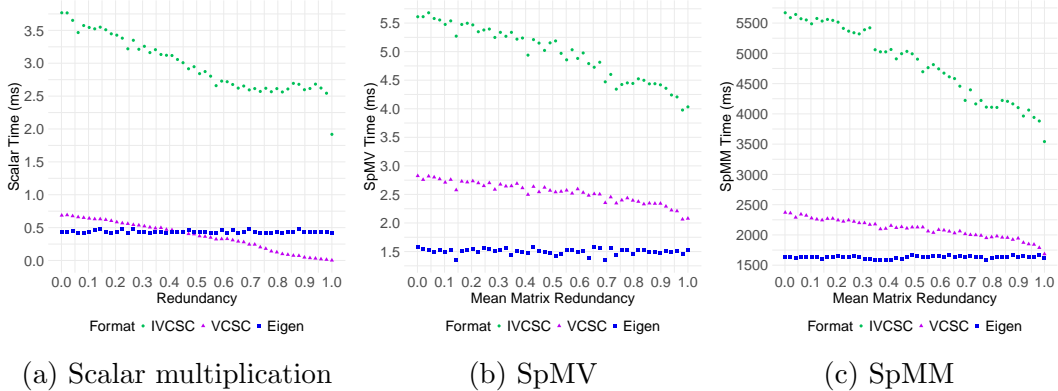


Figure 3: Benchmarking results for common BLAS-like matrix operations on a 90% sparse 1000000×10000 matrix.

that VCSC increases the memory footprint to 103.47% and IVCS decreases the memory footprint to 97.61%.

A simulated binary matrix, having an MMR of 100% represents the best case scenario for compression using our formats. Table 1 shows that VCSC and IVCS compress this dataset to 25.00% and 6.25% of the COO memory footprint, respectively. This simulated matrix has an MMR of 0 and represents the worst case scenario for compression using our formats. In this case, Table 1 shows that VCSC offers no change to the memory footprint and IVCS increases the memory footprint to 104.61%.

4.3 Computational Performance

Computational performance benchmarking results are shown in Figure 3. Because the scalar multiplication calculation only needs to loop over the unique values in VCSC, element-wise operations are performed more quickly than in CSC when data is redundant (Figure 3a). For sparse matrix-vector (SpMV) and sparse matrix-matrix (SpMM) operations, VCSC is marginally slower than Eigen, and IVCS is 2-4 fold slower (Figure 3b).

Constructor time is measured as the time to construct the Eigen (CSC), VCSC, and IVCS matrices from an underlying COO matrix. At low MMR, the construction time for VCSC and IVCS is significantly slower, and at high MMR, the construction time for both VCSC and IVCS approaches the Eigen construction time (Figure 4). However, in absolute terms, the construction time is negligible relative to almost any compute task and the benefits of in-core rather than distributed computing.

Iterator traversal time is measured as the time necessary to fully iterate through the sparse matrix. As shown in Figure 5, VCSC iterator traversal time is comparable to Eigen at high redundancy, whereas IVCS is 2-4 fold slower.

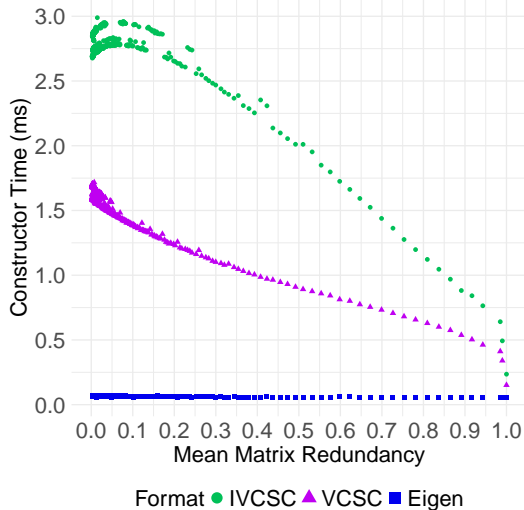


Figure 4: Benchmarking results for matrix construction time on a 90% sparse 10000×100 matrix.

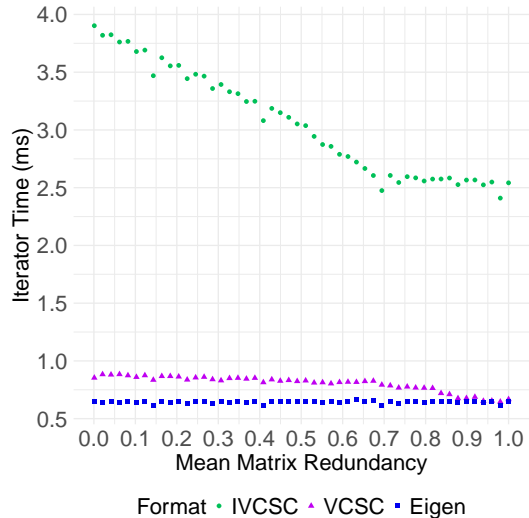


Figure 5: Benchmarking results for matrix iterator traversal time on a 99.9% sparse 1000000×100000 matrix.

5 Conclusion and Future Work

In this paper we presented two novel compression formats, VCSC and IVCSC, for matrices with highly redundant values. Testing showed that both VCSC and IVCSC offer considerable compression over CSC and COO on data with high MMR in exchange for a very small cost to iterator speed.

One disadvantage of our method, mostly with IVCSC, is the slower iterator traversal, which results in increased compute time. However, the up to 3-fold and 10-fold decrease in size for VCSC and IVCSC, respectively, enables in-core processing of large matrices that would otherwise exhaust RAM on most workstations and necessitate much slower distributed or disk operations.

This work lays the foundation for future research on hybrid sparse matrix formats, such as a hybrid CSC-VCSC structure that uses VCSC to store redundant values and CSC to store non-redundant values for any given column. Additionally, distributed memory and SIMD parallelization of both VCSC and IVCSC could be beneficial to large scale machine learning applications.

We are actively testing VCSC and IVCSC on larger matrices, benchmarking additional operations, and adding further optimizations to address known performance bottlenecks.

6 Acknowledgements

This work was funded by a grant from the Chan Zuckerberg Initiative Single Cell Biology Data Insights DI-000-0287 (to Z.D., T.T., S.R., S.W.) and a Grand Valley State University Kindschi Fellowship (to S.W.).

References

- [1] 10x Genomics, “Aggregate of 900k human non small cell lung cancer and normal adjacent cells, multiplexed samples, 16 probe barcodes, single cell gene expression flex dataset by cell ranger 7.1.0,” July 2019.
- [2] Urban Borštnik, Joost VandeVondele, Valéry Weber, and Jürg Hutter, “Sparse matrix multiplication: The distributed block-compressed sparse row library,” *Parallel Computing*, vol. 40, no. 5, pp. 47–58, 2014.
- [3] Aydin Buluç, Jeremy T. Fineman, Matteo Frigo, John R. Gilbert, and Charles E. Leiserson, “Parallel sparse matrix-vector and matrix-transpose-vector multiplication using compressed sparse blocks,” in *Proc. of the 21st Annual Symp. on Parallelism in Algorithms and Architectures*. Aug. 2009, ACM.
- [4] A. Pinar and M.T. Heath, “Improving performance of sparse matrix-vector multiplication,” in *SC '99: Proc. of the 1999 ACM/IEEE Conf. on Supercomputing*, Nov. 1999, pp. 30–30.
- [5] Vasileios Karakasis, Theodoros Gkountouvas, Kornilios Kourtis, Georgios Goumas, and Nectarios Koziris, “An extended compression format for the optimization of sparse matrix-vector multiplication,” *IEEE Trans. on Parallel and Distrib. Sys.*, vol. 24, no. 10, pp. 1930–1940, 2013.
- [6] Jeremiah Willcock and Andrew Lumsdaine, “Accelerating sparse matrix computations via data compression,” in *Proc. of the 20th Annual Int. Conf. on Supercomputing*. 2006, ICS '06, p. 307–316, ACM.
- [7] Kornilios Kourtis, Georgios Goumas, and Nectarios Koziris, “Optimizing sparse matrix-vector multiplication using index and value compression,” in *Proc. of the 5th Conf. on Computing Frontiers*. 2008, CF '08, p. 87–96, ACM.
- [8] David A. Huffman, “A method for the construction of minimum-redundancy codes,” *Proc. of the IRE*, vol. 40, no. 9, pp. 1098–1101, Sep. 1952.
- [9] T. A. Welch, “A technique for high-performance data compression,” *Computer*, vol. 17, no. 6, pp. 8–19, June 1984.
- [10] Gaël Guennebaud, Benoît Jacob, et al., “Eigen v3,” <http://eigen.tuxfamily.org>, 2010.
- [11] Kamran Kowsari, Donald Brown, Mojtaba Heidarysafa, Kiana Jafari Meimandi, Matthew Gerber, and Laura Barnes, “Web of science dataset,” Mar. 2018.
- [12] F. Pedregosa, G. Varoquaux, A. Gramfort, V. Michel, B. Thirion, O. Grisel, M. Blondel, P. Prettenhofer, R. Weiss, V. Dubourg, J. Vanderplas, A. Passos, D. Cournapeau, M. Brucher, M. Perrot, and E. Duchesnay, “Scikit-learn: Machine learning in Python,” *Journal of Machine Learning Research*, vol. 12, pp. 2825–2830, 2011.
- [13] F. Maxwell Harper and Joseph A. Konstan, “The movielens datasets: History and context,” *ACM Trans. Interact. Intell. Syst.*, vol. 5, no. 4, Dec. 2015.
- [14] Timothy A. Davis and Yifan Hu, “The university of florida sparse matrix collection,” *ACM Trans. Math. Softw.*, vol. 38, no. 1, Dec. 2011.