



STATE-OF-ART Algorithms for Injectivity and Bounded Surjectivity of One-dimensional Cellular Automata

Chen Wang¹, Junchi Ma¹, Defu Lin¹, Weilin Chen¹, Chao Wang^{1,*}

^aAddress: College of Software, Nankai University, Tianjin 300350, China

Abstract

Surjectivity and injectivity are the most fundamental problems in cellular automata (CA). We simplify and modify Amoroso's algorithm into optimum and make it compatible with fixed, periodic and reflective boundaries. A new algorithm (injectivity tree algorithm) for injectivity is also proposed. After our theoretic analysis and experiments, our algorithm for injectivity can save much space and 90% or even more time compared with Amoroso's algorithm for injectivity so that it can support the decision of CA with larger neighborhood sizes. At last, we prove that the reversibility with the periodic boundary and global injectivity of one-dimensional CA is equivalent.

© 2023 Published by Elsevier Ltd.

Keywords: Cellular automata, Surjectivity, Injectivity, Boundary

1. Introduction

Cellular automaton (CA) is a system composed of an infinite number of finite automata (cells) that interact locally and operate in parallel. We can simplify and simulate many continuous and complex models in nature by analyzing the evolution process of discrete automata.

The concept of CA was formally proposed to simulate the self-replication of cells in biological development by John von Neumann in 1951 and kept developing over the following 70 years [1]. Moore proved that two mutually erasable configurations can infer the existence of the Garden-of-Eden [2]. In 1962, Myhill demonstrated the relationship between the existence of the Garden-of-Eden and the surjectivity of CA [3]. In the 1970s, John Conway designed the well-known "Game of Life" based on two-dimensional CA to generate discrete mathematical structures to simulate the birth and death of life in natural communities [4]. Amoroso and Patt put forward an algorithm to decide whether a cellular automaton is surjective and injective in 1972 [5]. After three years, they summarized the relationship among the Garden-of-Eden, injectivity and surjectivity of CA in detail [6]. Bruckner proved that the balance of rules is a necessary condition for the surjectivity and injectivity of CA in his 1976 paper [7]. In the early 1980s, Wolfram carried out systematic research on one-dimensional CA, which led to a new stage in theoretical research of CA [8, 9, 10, 11, 12]. In 1987, Culik found the relationship among injectivity, pseudofinite configurations, and periodic configurations [13]. In 1989, Head used the de Bruijn graphs to reduce injectivity and surjectivity to an ambiguity

*Corresponding author.

Email addresses: 2120220677@mail.nankai.edu.cn (Chen Wang), majunchi@mail.nankai.edu.cn (Junchi Ma), 2014580@mail.nankai.edu.cn (Defu Lin), 2120220681@mail.nankai.edu.cn (Weilin Chen), wangchao@nankai.edu.cn (Chao Wang)

problem for finite automata [14]. In 1991, Sutner put forward a new decision algorithm for injectivity and proved that for one-dimensional CA, injectivity and surjectivity are decidable in quadratic time [15]. In 1994, Kari proved the undecidability of injectivity and surjectivity of two-dimensional CA, which makes the decision of one-dimensional CA more significant [16]. Above and many other research findings laid a solid foundation for subsequent studies. Wolfram and Kari have summarized the main contents of CA in [17, 18].

After the 1990s, the theoretical foundation of CA has driven to maturity. A lot of different CA has been proposed to adapt different phenomena in nature and society. Among them, the most famous one is the linear cellular automata (LCA) introduced in 1983 [19]. Compared with nonlinear CA, LCA can use transition matrices to reduce the complexity into the polynomial of cell number. A. Martín del Rey found the reversibility period of a series of LCA by analyzing the transformation matrices [20, 21, 22, 23]. Wang and his team proposed an efficient method to calculate the periodicity of LCA by using DFA [24, 25]. Freezing cellular automata (FCA) was proposed in 2015 by Eric Goles [26] to simulate unidirectional systems, such as the SIR epidemic propagation model because the three states of no immunity, illness and immunity are irreversible. Then he solved the prediction problem of FCA and the AsyncUnstability problem of asynchronous FCA [27, 28, 29]. Number-conserving cellular automata (NCCA) proposed by Barbara Wolnik in 2017 has an excellent performance in simulating the movement of objects [30]. He also found an efficient enumeration of two-dimensional NCCA and one-dimensional reversible NCCA [31, 32] and proved ternary reversible number-conserving cellular automata are all trivial [33]. The relationship of some kinds of specialized CA (periodic boundary) is shown in Figure 1 and we can find that all specialized CA are in CA and their problems can be solved in a unified way.

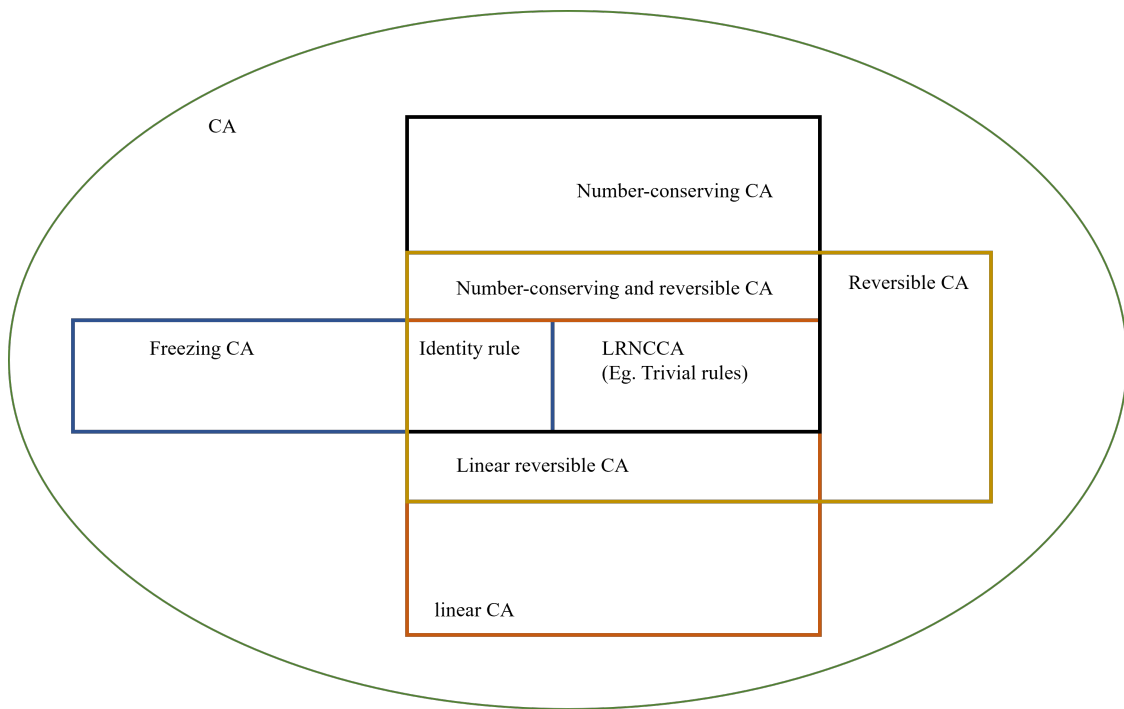


Figure 1. The relationship of different CA

It is noteworthy that no matter what characteristics the specialized CA has, there are two inevitable problems called surjectivity and injectivity. When we have a new CA, we always need to determine whether it is surjective or injective. Although we can conduct theoretical analysis on the characteristics of each CA, this process may cost a lot of time. If we have an efficient and universal decision algorithm to determine the surjectivity and injectivity, it benefits a lot. Moreover, when facing a complex problem such as reversible number-conserving cellular automata [32], this is a very good way to verify our work. That is to say, the decision algorithms for surjectivity and injectivity are the two most important algorithms. The performance of these two algorithms determines the future development of CA. We

are committed to finding decision algorithms for injectivity and surjectivity which achieve the **state of art**.

Amoroso and Patt put forward the problem of deciding the surjectivity and injectivity of one-dimensional CA and gave their decision algorithm [5]. As Sutner pointed out, the complexity of an excellent decision algorithm for the injectivity of CA should not be higher than quadratic time [15].

First, we improve Amoroso's algorithm for surjectivity and enhance the efficiency of the algorithm greatly. This algorithm is nearly the most authoritative in this field, so it seems that Amoroso's surjectivity algorithm has reached the state of art with the help of our improvement. This algorithm can solve the decision of the global (infinite) surjectivity. However, from the point of biology, few things can reach an infinite scale. Most objects in nature have their boundaries. Even for things of infinite scale, we can still use models of finite size to simulate. For example, this paper proved that the injectivity with the periodic boundary is equivalent to the global injectivity. In many cases, the setting of boundaries and the selection of multiple boundaries will play a great role in the model. Until now, research results on boundary mainly focus on using transition matrices to give a fast method for determining the reversibility or periodicity of LCA, eg. fixed (null) boundary [20, 34, 35, 36], reflective boundary [37, 38] and periodic boundary [39, 21, 40]. Different from them, this paper focuses on the bounded surjectivity of CA. On the premise of limited computing scale, this paper presents decision algorithms for surjectivity compatible with any CA under various boundary conditions inspired by Amoroso [5].

Now the problem comes to injectivity. Now we can say Amoroso's injectivity algorithm does not reach the state of art because we find a better decision algorithm for injectivity. After our theoretic analysis and actual experiments, the new algorithm for injectivity has an optimal quadratic-time complexity and better running performance in time and space cost. We can save more than 90% of time when determining a CA with a neighborhood size of 10, and this gap will continue to increase to 95% when the neighborhood size comes to 20. The efficient use of space supports our new algorithm running CA with larger neighborhood sizes (Amoroso's algorithm is out of memory in neighborhood size 12 and ours is more than 16). Because our new algorithm also uses the tree structure and has only 4 steps, it is more understandable and easy to implement, better than any other decision algorithm for injectivity. Besides, we also provide its different modified versions compatible with different boundary conditions and prove that the reversibility with the periodic boundary and the global injectivity is equivalent. This also helps us quickly determine the reversibility of a series of transition matrices which extends the conclusion from nonlinearity to linearity.

Apart from the introduction, this paper contains six sections. In Section 2, we introduce the mathematical definitions of CA and the mathematical concepts required in this paper. In Section 3, we simplify Amoroso's algorithm for surjectivity and show its modified version compatible with different boundaries. Through the analysis of Amoroso's algorithm in Section 4, we summarize a series of concise theorems and an efficient algorithm for global injectivity, analyze its complexity and compare the actual running time of the two algorithms. Section 5 shows the decision algorithms for the injectivity of CA with different boundaries, proves the equivalence between global injectivity and injectivity with the periodic boundary and extends our results from nonlinearity to linearity. Section 6 summarizes all the work of this paper and describes future work and open problems.

2. Preliminaries

In this section, we give the formal definitions used in the article. We first define the cellular automata (CA) and relevant problems. Then We define different boundaries of one-dimensional (1d) CA. Finally, we give some convenient mathematical expressions that will appear in our results.

2.1. Cellular automata and relevant problems

Cellular automaton (CA) is the most basic and important concept in this paper. It is usually defined by a quadruple: $CA = \{d, S, N, f\}$

- $d \in \mathbb{Z}_+$ defines the dimension of CA space, which is generally one-dimensional or two-dimensional. A d -dimensional space is denoted as \mathbb{Z}^d in this paper.
- $S = \{0, 1, \dots, p - 1\}$ is a finite set of states representing a cell's state in CA. At any time, the state of each cell is an element in this set. We use p to count the number of elements in this set.

- $N = (\vec{n}_1, \vec{n}_2, \dots, \vec{n}_m)$ represents neighbor vectors, where $\vec{n}_i \in \mathbb{Z}^d$, and $\vec{n}_i \neq \vec{n}_j$ when $i \neq j$ ($i, j = 1, 2, \dots, m$). Thus, the neighbors of the cell $\vec{n} \in \mathbb{Z}^d$ are the m cells $\vec{n} + \vec{n}_i, i = 1, 2, \dots, m$. The neighborhood size of this CA is denoted as m in this paper. We use $L + 1 + R$ to express a function containing L neighbor on the left and R neighbor on the right. For example, a basic rule can be expressed as $1 + 1 + 1$.
- $f: S^m \rightarrow S$ is the local rule (or simply the rule). The rule maps the current state of a cell and all its neighbors to this cell's next state.

Configuration is a snapshot of all automata in CA at a certain time, which can be represented by the function $c : \mathbb{Z} \rightarrow S$. These cells interact locally and transform their states in parallel. Function τ is used to represent this global transformation. If there are two configurations c_1, c_2 and $\tau(c_1) = c_2$, then c_1 is a predecessor of c_2 while c_2 is a successor of c_1 .

The surjectivity of a CA = $\{d, S, N, f\}$ can be expressed as, exist an configuration c_1 , for any configuration c_2 , we have $\tau(c_2) \neq c_1$. That means there exists at least one configuration without any predecessors and we call this kind of configurations "Garden-of-Eden". For a CA with a boundary, we say this CA is surjective iff there is no "Garden-of-Eden" no matter the number of cells.

The injectivity of a CA = $\{d, S, N, f\}$ can be expressed similarly: for any two configurations c_1, c_2 , if $\tau(c_1) = \tau(c_2)$, then there must be $c_1 = c_2$. That means all configurations have one and only one predecessor. For a CA with a boundary, we say this CA is injective iff there is not a configuration that has multiple predecessors.

In this paper, we only focus on all one-dimensional CA ($d = 1$). The followings are some advanced definitions of CA and some functions required in this paper.

2.2. Boundaries of 1d CA

The first CA has no boundary. With the development of CA, it is limited to a finite scale. There are many different boundaries of 1d CA. The most important ones studied at present are the null (fixed) boundary, the periodic boundary, and then the reflective boundary. Now, we will introduce these three boundaries respectively.

Now we suppose the rule of CA is $1 + 1 + 1$, Then the leftmost cell has no left neighbor, and the rightmost cell has no right neighbor. In this case, the leftmost and rightmost cells in the next transformation will lose their corresponding value. To avoid this, we need to fill their neighbors outside the boundary with certain values. These three boundaries correspond to three different values of their neighbors.

The null boundary is also called the zero boundary, which always fills "0" in the cell outside the configuration. It is a special kind of fixed boundary. If we use a predetermined sequence such as "01010...01010" in these cells, it will be a fixed boundary. The example of a null (fixed) boundary is shown in Figure 2.

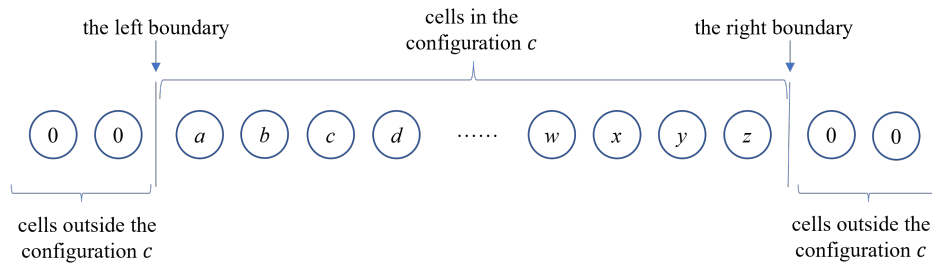


Figure 2. The null boundary of 1d CA

Periodic boundary regards the configuration as a circle, which fills the cell left-outside the configuration according to the cell in the left of the configuration. The example of the periodic boundary is also shown in Figure 3.

Reflective boundary regards the boundary as a mirror and fills the cell left-outside the configuration according to the cell in the reflective position of the mirror (boundary). We also show the example of a reflective boundary in Figure 4.

It is noteworthy that if a 1d CA is expressed as " $L + 1 + R$ ", the number of cells we need to replenish is: L on the left and R on the right.

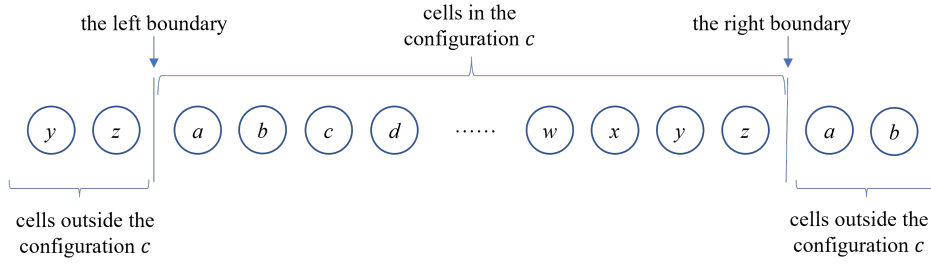


Figure 3. The periodic boundary of 1d CA

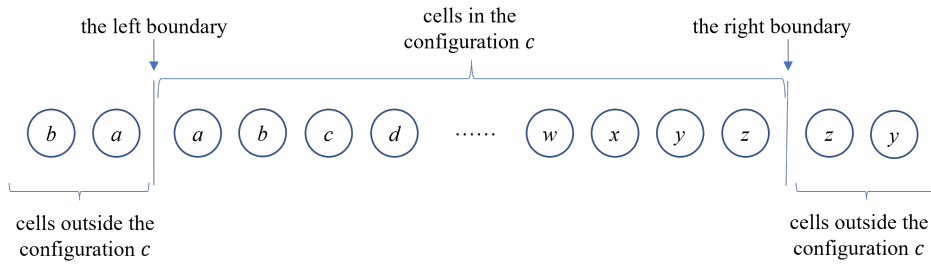


Figure 4. The reflective boundary of 1d CA

2.3. Some mathematical expressions and functions

In this subsection, we will introduce some useful expressions and functions for this article. These definitions are not very important in CA, but they can greatly simplify the expression of the article and make it easier to understand.

Local configuration: We can get a continuous and finite part from an infinite configuration c . This finite part can be regarded as a string, called local configuration.

Left (right) side: Because of the limited length, there is a left side and a right side in each local configuration. Supposing a local configuration $c_f = a_1a_2 \cdots a_m$, its left n bits ($n \leq m$) are $a_1a_2 \cdots a_n$. The same goes for the right. We can use $left_n(c_f)$ to get left n bits of c_f , and $right_n(c_f)$ to get right n bits of c_f . Figure 5 shows an example of this function.

Sequent set: Amoroso has provided the definition of a sequent set to solve the problem of injectivity [5]. Here we repeat it briefly. On the premise that the neighborhood size is m , the right sequent set of local configurations α and β is a two-element set $\{\alpha', \beta'\}$ which meets the following conditions:

- $right_{m-1}(\alpha) = left_{m-1}(\alpha')$
- $right_{m-1}(\beta) = left_{m-1}(\beta')$
- $f(\alpha') = f(\beta')$

Similarly, the left sequent set of local configurations α and β is a two-element set $\{\alpha', \beta'\}$ which meets the following conditions:

- $left_{m-1}(\alpha) = right_{m-1}(\alpha')$
- $left_{m-1}(\beta) = right_{m-1}(\beta')$
- $f(\alpha') = f(\beta')$

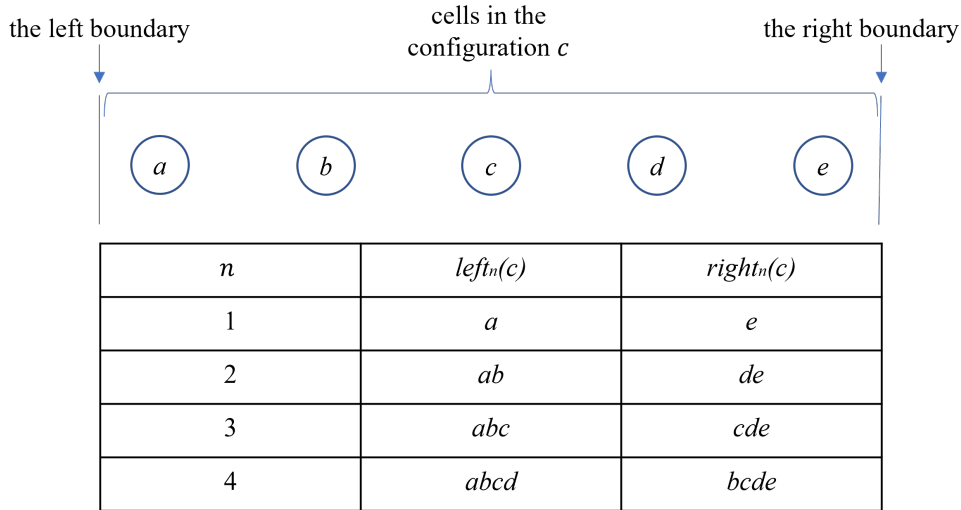


Figure 5. An example of function $left_n(c)$ and $right_n(c)$

3. Surjectivity with different boundaries

In this section, we first introduce Amoroso’s algorithm for surjectivity and its improvement. Then surjectivity decision algorithms with null (fixed) boundary and reflective boundary are given respectively. The surjectivity decision algorithm with the periodic boundary is similar to our new algorithm for global injectivity, so we introduce it in the next section together. Although the examples in this paper is over \mathbb{F}_2 , all algorithm in this paper is compatible over \mathbb{F}_p

3.1. Amoroso’s algorithm for surjectivity and its improvement

Amoroso’s algorithm for surjectivity can be described in brief step by step. And Figure 6 shows an example of Amoroso’s decision algorithm for surjectivity.

Step 1 For a CA with neighborhood size m and state set $S = \{0, 1, \dots, p - 1\}$, get the local map table of the rule.

Step 2 If $f(m) = 0$, add m into the root node.

Step 3 For each node M in layer i ($i \geq 0$), construct its children M_0, M_1, \dots, M_{p-1} . For each tuple $a_1 a_2 \dots a_m$ in M and all $0 \leq j < p$, if $f(a_2 a_3 \dots a_m j) = t$, then $a_2 a_3 \dots a_m j$ is added to M_t . If a node is the same as a node that has appeared before, its children will not be constructed. If there are not any m -tuples in a node, then the CA has a Garden-of-Eden which decides the CA is not surjective and the algorithm returns *False*.

Step 4 If the three steps above are completed and the CA is not decided as non-surjective, then the CA is surjective.

Lemma 1. *The length of tuples in nodes can be reduced from m to $m - 1$.*

Proof. To simplify this algorithm, we need to guarantee the algorithm that the algorithm can still run correctly. So we need to prove three things.

- First, the configuration c and its original image can still correspond correctly.
- Second, the place where the original algorithm has empty nodes is still empty after simplification.
- Third, the non-empty nodes of the original algorithm are still non-empty after improvement.

It is very easy to prove the first point. Even if the tuple length is reduced from m to $m - 1$, we can still use the extra bit of tuples in its children to obtain all parameters required by f . The application of the de Bruijn graph in CA uses the same principle [15].

Secondly, we only retain the last $m - 1$ bits of each tuple of the root node and remove the same tuples generated thereby. The number of tuples of the last $m - 1$ bits contained in the simplified root node is the same as the original node. If all nodes are constructed in the same way, the number of tuples of the last $m - 1$ bits contained in its child node is still the same as the original node in the corresponding position. If a node is empty, the node at the same location should contain all the last $m - 1$ bits of the node, that is, 0, and it will also be empty. Similarly, if a node is not an empty node, the node at the same location is also not empty. \square

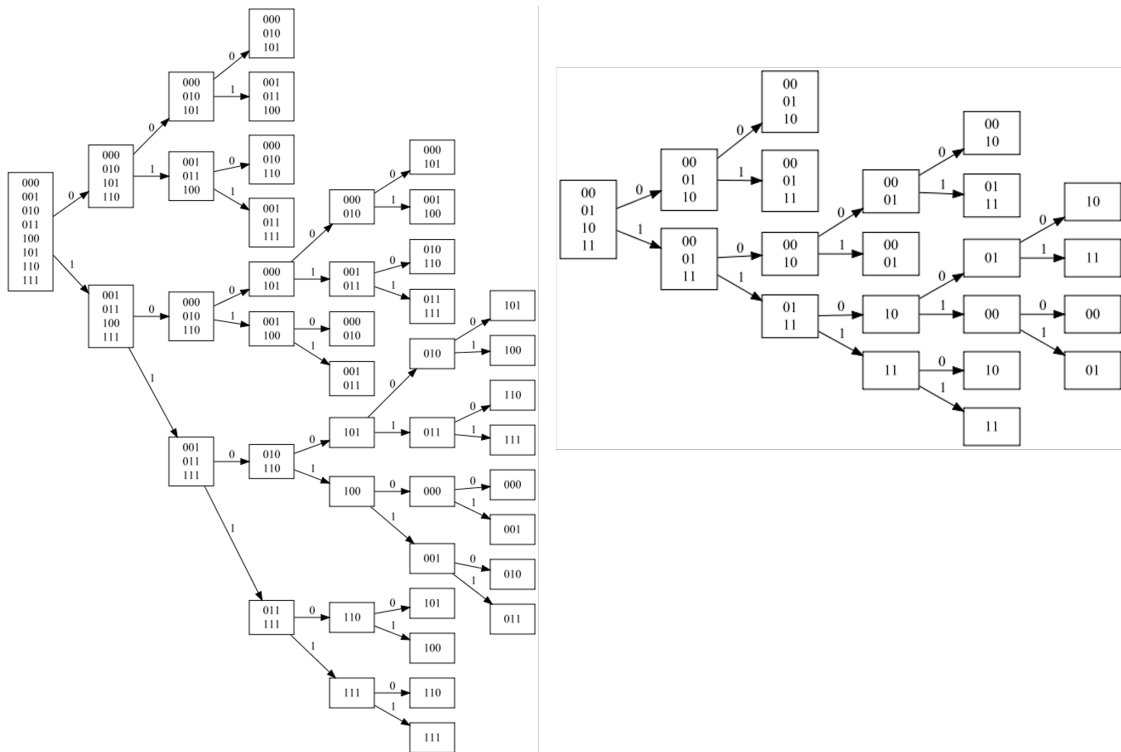


Figure 6. The simplification of Amoroso’s algorithm for surjectivity (Amoroso’s on the left and our simplified version on the right)

This lemma seems to simply shorten the tuple length from m to $m - 1$. However, it decreases the complexity of nodes from 2^{p^m} to $2^{p^{m-1}}$, which differs $2^{(p-1)*p^{m-1}}$ times. For rules without Garden-of-Eden, the running time of the algorithm will be much shorter. Figure 6 shows an example of this improvement. We can find that the structure of the tree has been greatly simplified. Besides, after this improvement, this decision problem has reached the optimum in all aspects. We can think that it has reached the **state of art**. Now, let us introduce Algorithm 1 formally once again.

3.2. Surjectivity with the fixed boundary

The overall change between global surjectivity and surjectivity null boundary is similar, the difference is that two boundaries are added (left and right). In the global surjectivity algorithm, we use the leftmost bit in the root node to represent the leftmost cell in the configuration, and the rightmost bit in the leaf nodes to represent the rightmost cell. According to our introduction to the boundary in Subsection 2.2, the process we fill the neighbors of the cell near the boundaries is equal to the limitation to the tuple in the root node and leaf nodes. It is noteworthy that our improvement to the algorithm for surjectivity in the previous subsection produces a marked effect.

Definition 1. Given a CA with neighborhood size $L + 1 + R$ and the kind of fixed boundary b_l and b_r ($b_l = b_r = 000\dots000$), the initial set (s_i) is the set of $(L + R)$ -tuples t which satisfies the following conditions:

Algorithm 1: Decision algorithm for surjectivity

Data: local rule f
Result: whether the CA is surjective

- 1 let L be an empty queue;
- 2 let $S_{root} \leftarrow \{a_1 \dots a_{m-1} | a_1, \dots, a_{m-1} \in \{0, 1, \dots, p-1\}\}$ be the root set;
- 3 push S_{root} to the back of L ;
- 4 **while** L is not empty **do**
- 5 remove the headset in L and mark it as $S_{current}$;
- 6 **if** $S_{current}$ is empty **then**
- 7 | return the CA is not surjective;
- 8 **end**
- 9 **if** $S_{current}$ is a new set **then**
- 10 | let S_0, S_1, \dots, S_{p-1} be empty sets;
- 11 | **for each** $a_1 a_2 \dots a_{m-1} \in S_{current}$, each $d \in \{0, 1, \dots, p-1\}$ and each $b \in \{0, 1, \dots, p-1\}$ **do**
- 12 | | **if** $f(a_1 \dots a_{m-1} d) = b$ **then**
- 13 | | | add $a_2 \dots a_{m-1} d$ into S_b ;
- 14 | | **end**
- 15 | **end**
- 16 | push S_0, S_1, \dots, S_{p-1} to the back of L ;
- 17 **end**
- 18 **end**
- 19 return the CA is surjective;

- $left_l(t) = b_l$

the terminal set (s_t) is the set of $(L + R)$ -tuples t which satisfies the following conditions:

- $left_r(t) = b_r$

initial set	terminal set
0100	0001
0101	0101
0110	1001
0111	1101

Figure 7. The initial set and terminal set for CA with neighborhood size $2+1+2$ (fixed boundary 010...10)

An example of the initial set and terminal set is shown in Figure 7. We can use this two to determine the surjectivity with the fixed boundary. In the line 2 of Algorithm 1, we have:

- let $S_{root} \leftarrow \{a_1 \dots a_{m-1} | a_1, \dots, a_{m-1} \in \{0, 1, \dots, p-1\}\}$ be the root set

Now we modify it into:

- let $S_{root} \leftarrow s_i$ be the root set

In the line 6 of Algorithm 1, we have:

- If $S_{current}$ is empty

Now we modify it into:

- If $S_{current} \setminus s_t = \emptyset$

Now, we have a new algorithm to determine the surjectivity with the fixed boundary. Its complexity is equal to the global surjectivity algorithm, and its actual running time is less. Because the reduction of the number of tuples in the root node will reduce the scale of the tree, and the existence of the terminal set will also lead to the earlier termination of the algorithm. Table 1 lists all surjective CA with neighborhood sizes less than 5 (fixed boundary). In this table, we can find the setting of the boundary affects the surjectivity of the CA little.

3.3. Surjectivity with the reflective boundary

It seems like we can use the same way in the reflective boundary. However, for the reflective boundary, we can get the initial set and the terminal set when $L = R$. (The neighborhood size of this CA is $L + 1 + R$.) Because the initial set and the terminal set are composed of $(L + R)$ -tuples. The cell outside the boundary is reflected by those near the boundary. According to Subsection 2.2, we need L extra cells on the left and R cells on the right. If we set the initial set and the terminal set in the same way as the algorithm in the previous subsection, the length of the tuples in the initial set should be $2L$ and the length of the tuples in the terminal set should be $2R$. If $L \neq R$, the algorithm will not work successfully. An additional algorithm is needed to solve this problem. We can make a preprocess and change the expression of the rule to make $L = R$. We have introduced the rule f of CA is $S^m \rightarrow S$. Now we suppose:

- $m = L + 1 + R$
- $L = R + 1$
- $f(x_{-L}, x_{-L+1}, \dots, x_{-1}, x_0, x_1, \dots, x_R) = x'_0$ is the rule.

We can add an extra parameter x_{R+1} and keep the following equation regardless of the value of x_{R+1} . Now we have a symmetrical rule. We call this the extension of the rule.

$$f(x_{-L}, x_{-L+1}, \dots, x_{-1}, x_0, x_1, \dots, x_R) = f'(x_{-L}, x_{-L+1}, \dots, x_{-1}, x_0, x_1, \dots, x_R, x_{R+1}) \tag{1}$$

It's easy to extend a rule. We need to discuss according to L and R which is bigger. Here we use the Wolfram number to express the local rule f [9].

- If $L = R + 1$ Duplicate each number behind itself (duplicate bit by bit), eg. 00011101 \rightarrow 000000111110011
- If $R = L + 1$ Duplicate the function behind itself (duplicate entirely), eg. 00011101 \rightarrow 0001110100011101

Now we have completed the operation of extending the rule by one bit. Now we give the algorithm of transforming the rule to $L = R$. An example of the initial set and terminal set is shown in Figure 8 and the results are shown in table 1.

initial set	terminal set
0000	0000
0110	0110
1001	1001
1111	1111

Figure 8. The initial set and terminal set for CA with neighborhood size 2+1+2 (reflective boundary)

Algorithm 2: The extension of a rule

Data: the local rule f (a Wolfram number)
Result: a symmetrical rule f' (a Wolfram number)

- 1 Initialize $f' \leftarrow f$;
- 2 **while** $L > R$ **do**
- 3 duplicate f' bit by bit;
- 4 $L \leftarrow L - 1$;
- 5 **end**
- 6 **while** $R > L$ **do**
- 7 duplicate f' entirely;
- 8 $R \leftarrow R - 1$;
- 9 **end**
- 10 return f' ;

4. Injectivity tree algorithm*4.1. Introduction of Amoroso's algorithm*

Because it is hard to show Amoroso's algorithm for injectivity completely, here we describe it in brief for each step and one of his figures is shown below. This algorithm requires that the rules are balanced.

- Step 1** Classify all m -tuples into different classes according to the local mapping rule f . Each class has p^{m-1} tuples.
- Step 2** Construct the sequent table for each class with the first $p^{m-1} - 1$ elements of the class as the abscissa axis and the last $p^{m-1} - 1$ elements as the ordinate axis.
- Step 3** Search sequent sets for each box in the sequent table. If one of its sequent sets is itself, then the CA is not injective. If the right $m - 1$ bits of two m -tuples in the box are the same, put \otimes into the box. The box is crossed-out if there is neither a sequent set nor \otimes in the box.
- Step 4** If a box is crossed-out, it cannot be a sequent set of other boxes. Delete such sequent sets in all boxes and then there will generate new cross-out boxes. Iterate this process as far as possible until there is no change.
- Step 5** Assign values to all non-crossed-out boxes. A symbol \otimes is assigned weight 0. If sequent sets of a box are $W_1, W_2, W_3, \dots, W_n$, the box is assigned weight $1 + \max(W_1, W_2, W_3, \dots, W_n)$. If there are any non-assigned boxes left, the CA is not injective.
- Step 6** After step 5, check all non-crossed-out boxes. If the left $m - 1$ bits of the two m -tuples in the box are the same, then the CA is non-injective. If the above steps cannot decide that the CA is non-injective, it is injective.

Amoroso has given a theorem along with its proof for the injectivity of CA. The theorem is briefly described as follows. If two configurations have the same successor, their values of automata must be the same after a certain distance which is equivalent to injectivity. Besides, the algorithm has six steps in total and judges whether a CA is injective in three positions. Compared with the theorem, this algorithm is somewhat complex. Although we use hashmap to optimize step 4 greatly, the running complexity is still high.

It is still possible to optimize Amoroso's decision algorithm for injectivity. However, the decision algorithm for surjectivity and the thought of the sequent set given by Amoroso have great reference values. The decision algorithm for surjectivity has excellent efficiency, and the sequent set seems to be the only way to solve the injectivity problem. Therefore, if we can use the tree structure to decide the injectivity, it will not only be easier to understand but also have a remarkable breakthrough in efficiency.

Amoroso's algorithm needs to traverse all sequent sets, which is found unnecessary after our research. After the iterative deletion of crossed-out boxes, the remaining sequent sets will be very few compared with the initial. That is, there may be very few non-injective replaceable sequent sets. When we use the tree structure, the corresponding

0 - 3 1 - 3						
0 - 6 1 - 6	3 - 6 2 - 7					
X	2 - 12 2 - 13	7 - 12 7 - 13				
0 - 1 ⊗	0 - 3 1 - 3	0 - 6 1 - 6	X			
0 - 3 1 - 3	X	3 - 6 2 - 7	2 - 12 2 - 13	0 - 3 1 - 3		
X	2 - 4 2 - 5	4 - 7 5 - 7	4 - 12 5 - 12 4 - 13 5 - 13	X	2 - 4 2 - 5	
0 - 6 1 - 6	2 - 7 3 - 6	X	7 - 12 7 - 13	0 - 6 1 - 6	2 - 7 3 - 6	4 - 7 5 - 7

Figure 9. The step 3 of Amoroso’s algorithm for injectivity

configurations in the same node have the same successor, so we only need to decide whether the tuples in the nodes can lead to many-for-one. But correspondingly, the surjectivity tree cannot complete this work without restructuring. The tree structure used in the new algorithm for injectivity is different from that in the algorithm for surjectivity.

In addition, Amoroso’s theorem for injectivity mentions “a distance”. However, this distance is quite long, as long as $\binom{2^{m-1}}{2}$, which is impossible for trees to construct. Therefore, to match the tree structure, it is necessary to find and summarize a new theorem for injectivity, which can play a role in the finite but irregular structure of the tree and complete the decision for injectivity.

4.2. Theorems for injectivity

Definition 2. If two local configurations α and β meet the following conditions, then α and β are **replaceable local configurations**.

- α and β contain no less than $2m - 1$ cells
- $\alpha \neq \beta$
- $left_{m-1}(\alpha) = left_{m-1}(\beta)$
- $right_{m-1}(\alpha) = right_{m-1}(\beta)$
- α and β have the same successor according to the local rule f

Lemma 2. For a CA with neighborhood size m , if two configurations c_1 and c_2 contain **replaceable local configurations** α and β respectively, then this CA is not injective.

Proof. After getting the two local configurations α and β , we can fill “0” at all other locations and get two configurations c_1 and c_2 . It is obvious that $c_1 \neq c_2$. Because α and β are replaceable, they have the same successor. As shown in Figure 10, a_i and b_i are the $m - 1$ bits of left side and right side of α and β , x_i and y_i ($i \in \mathbb{Z}_+$) are mutually replaceable parts. Then it is easy to prove $\tau(c_1) = \tau(c_2)$, so the CA is not injective. □

Definition 3. If two local configurations α and β meet the following conditions, then α and β are **periodic local configurations**.

- α and β contain no less than m cells

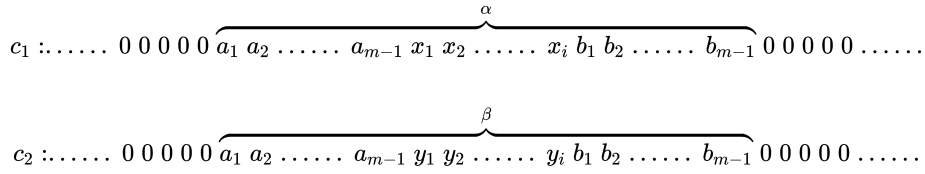


Figure 10. Replaceable local configurations

- $\alpha \neq \beta$
- $left_{m-1}(\alpha) = right_{m-1}(\alpha)$
- $left_{m-1}(\beta) = right_{m-1}(\beta)$
- α and β have the same successor according to the local rule f

Lemma 3. For a CA with neighborhood size m , if two configurations c_1 and c_2 contain **periodic local configurations** α and β respectively, then this CA is not injective.

Proof. We can get local configurations α' and β' from α and β respectively by removing their left $m - 1$ bits. Now, we can construct two configurations c_1 and c_2 , as shown in Figure 11. It is easy to prove $\tau(c_1) = \tau(c_2)$, so the CA is not injective. □

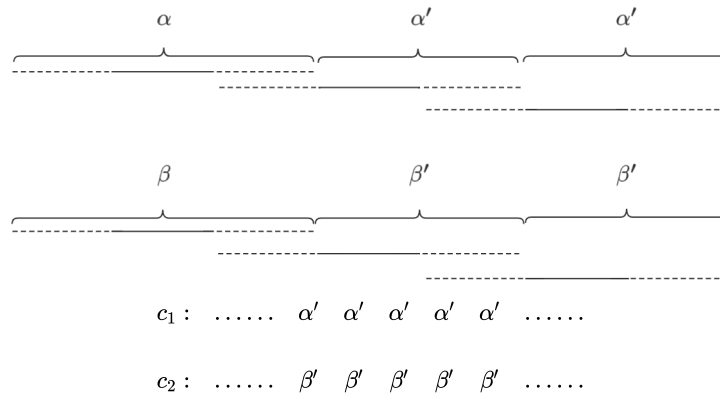


Figure 11. Periodic local configuration

Lemma 4. For a CA with neighborhood size m , if any two configurations c_1 and c_2 contain **neither replaceable nor periodic local configurations**, then this CA is injective.

Proof. Randomly select two different local configurations α and β with the length of $m - 1$. Search the left sequent set $T_{-1} = \{\gamma_{-1}, \delta_{-1}\}$ of α and β and get new local configurations α' and β' . Keep looking for a series of left sequent sets $T_{-1}, T_{-2}, \dots, T_{-n}$. There are not any periodic local configurations, so we have $T_{-i} \neq T_{-j}$ ($0 < i < j \leq n$). There are at most $2 * \binom{2^{m-1}}{2}$ different left sequent sets T in total which are finite. So after looking for at most $2 * \binom{2^{m-1}}{2} + 1$ left sequent sets, there must be $T_{-i} = \{\gamma_{-i}, \delta_{-i}\}$ and $left_{m-1}(\gamma_{-i}) = left_{m-1}(\delta_{-i})$. Keep looking for a series of right sequent sets T_1, T_2, \dots, T_r . There will not exist $T_i = \{\gamma_i, \delta_i\}$ that $right_{m-1}(\gamma_i) = right_{m-1}(\delta_i)$, otherwise we can find replaceable local configurations. There will also not exist $T_i = T_j$ ($0 < i < j \leq r$), otherwise we can find periodic local configurations. Now There are at most $2 * \binom{2^{m-1}}{2}$ types of right sequent set. That is, after searching left sequent sets with the same $m - 1$ bits on the left and then searching at most $2 * \binom{2^{m-1}}{2}$ right sequent sets, we cannot continue to search right sequent sets. No matter which local configurations are selected initially, these two configurations c_1 and

c_2 cannot be constructed. Therefore, the non-existence of replaceable or periodic local configurations is equal to the non-existence of two different configurations with the same successor, which is the definition of injectivity. \square

Theorem 5. *The non-existence of replaceable and periodic local configurations is equivalent to global injectivity.*

Proof. In lemma 2 and lemma 3, We have proved that for a CA with neighborhood size m , if replaceable or periodic local configurations exist, then the CA is not injective. In lemma 4, it is proved that if replaceable and periodic local configurations do not exist, the CA is injective. Therefore, the non-existence of replaceable and periodic local configurations is equivalent to injectivity. \square

Lemma 6. *If there exist replaceable local configurations, there must be periodic local configurations.*

Proof. According to Figure 10, if there exist replaceable local configurations, we can duplicate the left $m - 1$ bit on the right like Figure 12. Local configurations c_1 and c_2 meet the definition of periodic local configurations. So we only need to search the periodic local configurations in the algorithm to determine global injectivity. \square

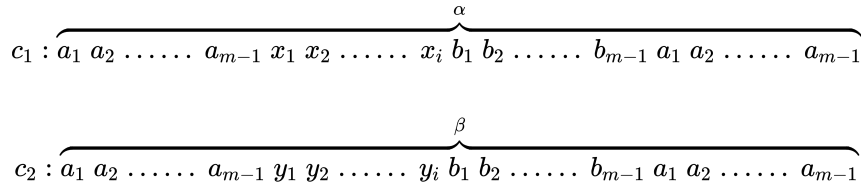


Figure 12. The periodic local configurations constructed from replaceable local configurations

Theorem 7. *The non-existence of periodic local configurations is equivalent to global injectivity.*

This theorem is so concise that it can finish the determination for global injectivity perfectly. In the next subsection, the whole injectivity tree algorithm is introduced in detail.

4.3. Injectivity tree algorithm and surjectivity with the periodic boundary

First, in Amoroso’s paper, a tree is used to decide the surjectivity of a CA. In essence, the tree uses paths as local configurations and tuples within nodes as a predecessor. After an empty node is found, or the tree cannot extend further, the construction of the tree is completed.

According to Theorem 7, we need the information of the two sides of local configurations in the process of constructing the new tree for injectivity. Tuples in nodes record the right side of local configurations’ predecessor. However, we cannot obtain the information of the left side of its predecessor in nodes. Therefore, the length of the tuple in the injectivity tree should be $2m - 2$ bits, where the right $m - 1$ bits of the tuple are constructed in a similar way to the surjectivity tree. If two tuples $\alpha = a_1a_2 \cdots a_{m-1}b_1b_2 \cdots b_{m-1}$ and $\beta = c_1c_2 \cdots c_{m-1}d_1d_2 \cdots d_{m-1}$ have $b_1b_2 \cdots b_{m-1} = d_1d_2 \cdots d_{m-1}$ and the node where α is located is the parent of the node where β is located, then β has the same left $m - 1$ bit as α ($a_1a_2 \cdots a_{m-1} = c_1c_2 \cdots c_{m-1}$). This algorithm can also determine the surjectivity with the periodic boundary, The difference is that termination for injectivity is the periodic local configurations, and the termination of surjectivity with the periodic boundary is the Garden-of-Eden.

Step 1 For a CA with neighborhood size m , get the local map table of the rule.

Step 2 Duplicate all $(m - 1)$ -tuples into $(2m - 2)$ -tuples. Add all these $(2m - 2)$ -tuples to the root node.

Step 3 For each node M in layer i ($i \geq 0$), construct its children M_0, M_1, \dots, M_{p-1} . For each tuple $a_1a_2 \cdots a_{2m-2}$ in M and all $0 \leq j < p$, if $f(a_m a_{m+1} \cdots a_{2m-2} j) = t$, then $a_1a_2 \cdots a_{m-1} a_{m+1} a_{m+2} \cdots a_{2m-2} j$ is added to M_t . After each node is constructed, make a series of decisions. If the node is identical to the previous node, its children will not be constructed. If there is no tuple inside the node, then the CA has a Garden-of-Eden which decides the CA is neither injective nor surjective, and the algorithm is terminated immediately. If the node is not the root

and there are two or more tuples inside, the two tuples $a_1a_2 \cdots a_{2m-2}$ and $b_1b_2 \cdots b_{2m-2}$ in it are both periodic. The CA is not injective, and the algorithm is terminated immediately. The following conditions can retrieve periodic local configurations.

- $a_1a_2 \cdots a_{m-1} = a_ma_{m+1} \cdots a_{2m-2}$
- $b_1b_2 \cdots b_{m-1} = b_mb_{m+1} \cdots b_{2m-2}$

Step 4 If the three steps above are completed and the CA is not decided as non-injective, then the CA is injective.

Algorithm 3 shows its complete calculation process formally. This algorithm is very similar to Amoroso's algorithm for surjectivity, so if Amoroso's algorithm reaches the state of art, this is correspondingly a state-of-art algorithm for injectivity as well.

Algorithm 3: Decision algorithm for injectivity

Data: local rule f
Result: whether the CA is injective

```

1 let  $L$  be an empty queue;
2 let  $S_{root} \leftarrow \{(a_1 \dots a_{m-1}, a_1 \dots a_{m-1}) \mid a_1, \dots, a_{m-1} \in \{0, 1, \dots, p-1\}\}$  be the root set;
3 push  $S_{root}$  to the back of  $L$ ;
4 while  $L$  is not empty do
5   remove the headset in  $L$  and mark it as  $S_{current}$ ;
6   if  $S_{current}$  is empty then
7     return the CA is not injective;
8   end
9   if  $S_{current}$  includes more than one tuple  $(a_1 \dots a_{m-1}, a_m \dots a_{2m-2})$  such that  $a_1 \dots a_{m-1} = a_m \dots a_{2m-2}$  then
10    return the CA is not injective;
11  end
12  if  $S_{current}$  is a new set then
13    let  $S_0, S_1, \dots, S_{p-1}$  be empty sets;
14    for each  $(a_1a_2 \dots a_{m-1}, a_ma_{m+1} \dots a_{2m-2}) \in S_{current}$ , each  $d \in \{0, 1, \dots, p-1\}$  and each  $b \in \{0, 1, \dots, p-1\}$ 
15      do
16        if  $f(a_ma_{m+1} \dots a_{2m-2}d) = b$  then
17          add  $(a_1 \dots a_{m-1}, a_{m+1} \dots a_{2m-2}d)$  into  $S_b$ ;
18        end
19      end
20    push  $S_0, S_1, \dots, S_{p-1}$  to the back of  $L$ ;
21  end
22 return the CA is injective;
```

4.4. Example demonstration

To show the injectivity tree algorithm in more detail, this subsection gives a construction example of the algorithm for rule 01100110. The three steps correspond to the first three steps above.

Step 1 First, construct the rule table as shown in Figure 13.

Step 2 Duplicate all 2-tuples into 4-tuples and add them to the root, as shown in Figure 14. The first and last two bits of each tuple are the same.

Step 3 Constantly construct the children of each node with the given method. The whole injectivity tree is shown in Figure 15. The algorithm is terminated rapidly because the tuples 00 00 and 11 11 are periodic. If we need to determine if this CA is surjective with the periodic boundary, we need to continue.

000	→	0
001	→	1
010	→	1
011	→	0
100	→	0
101	→	1
110	→	1
111	→	0

Figure 13. Rule table of CA with Wolfram number 01100110

00 00
01 01
10 10
11 11

Figure 14. Construction of root

To completely show this algorithm and its ability for surjectivity, we give an injectivity tree without non-injectivity termination, as shown in Figure 16. The node with the symbol “*” indicates that the node is the same as the one that appeared before. A node with double borders indicates that the node has at least one termination condition. For injectivity, we can find that although the overall structure of the tree may be enormous, the algorithm often terminates very quickly. On the other hand, this CA is a surjective, so it is larger than expected when determining the surjectivity. Hence, the complexity of the tree is much lower than expected. Figure 17 shows the tree of rule 110000110011100 with neighborhood size 4, and the results for surjectivity are shown in 1.

4.5. Theoretical complexity analysis

Firstly, suppose the neighborhood size is m and let $S = \{0, 1\}$. In the case of CA, the probability that each bit is 0 and 1 is equal. Therefore, if only n consecutive cells are considered, the probability of 2^n local configurations is equal.

Secondly, this algorithm’s complexity is the number of tuples in it. Each tuple can be represented by an integer which is usually regarded as the smallest unit in the algorithm. We only need to calculate the relationship between the number of tuples in the algorithm and the neighborhood size m .

We can divide all nodes into two categories: one with more than one tuple inside and the other with only one inside.

For the former category, assume the number of tuples in a node is k ($k \geq 2$). The length of tuples in the nodes is $2m - 2$. Then each node will compare $k * (k - 1)/2$ times to search periodic local configurations, and each comparison is independent of the other. On average, each tuple contributes $(k - 1)/2$ comparisons. The probability of termination after each comparison is $P = 1/2^{2m-2}$. The number of comparisons t follows the geometric distribution. Mathematical expectation of t is $E(t) = 2^{2m-2}$, so the program will be terminated after 2^{2m-2} comparisons on average. It has been calculated that each tuple will contribute $(k - 1)/2$ comparisons on average, and the program will stop after $2^{2m-1}/(k - 1)$ tuples on average. Because $k \geq 2$, $2^{2m-1}/(k - 1) \leq 2^{2m-1}$. Therefore, the average number of tuples when the program terminates is less than 2^{2m-1} .

For the latter category, there are at most 2^{2m-2} different single-tuple nodes on average. When they first appear, these nodes have 2^{2m-1} children. If they appear repeatedly, they do not have children. The nodes calculated in the previous paragraph also have 2^{2m-1} children. Now assume the number of single-tuple nodes reaches the maximum. The average number of single-tuple nodes shall be at most $2^{2m-2} + 2^{2m-1} + 2^{2m-1} * 2 = 5 * 2^{2m-2}$. However, if we calculate it by probability, there is a 0.5 probability that each single-tuple node will have a Garden-of-Eden child, so the number of such nodes hardly needs to be considered during actual operation. Since we assume the worst-case scenario of $k = 2$, the expected cost of time and space of this algorithm should be less than 2^{2m-1} . It conforms to the quadratic time complexity proposed by Sutner (Sutner used 2^m as the variable). We continue to optimize the complexity of the

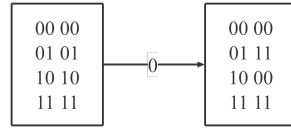


Figure 15. The injectivity tree

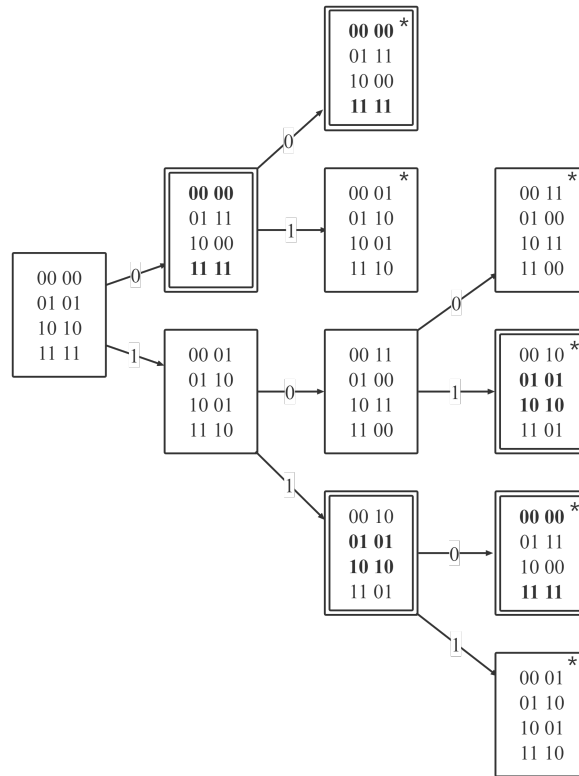


Figure 16. An injectivity tree without termination

algorithm based on this and give an exact and excellent expectation of its time and space consumption. The actual consumption is a half of the complexity.

4.6. Actual running efficiency

In many cases, the algorithm’s complexity can not entirely represent the running efficiency of the algorithm. It is also closely related to the design ideas, data structures and other factors. Therefore, the actual operation is necessary for deciding whether an algorithm is excellent.

This paper compares the actual running time of the injectivity tree algorithm and Amoroso’s injectivity algorithm from many aspects. For CA with a neighborhood size larger than 5, due to the small number of CA, it is possible to run all the CA (filter out the unbalanced CA in advance). For CA with a neighborhood size greater than 5, only some balanced CA are randomly selected for the comparative test because of the large total number of CA. The program runs in Java (JDK 1.8), and the running environment includes Windows 10, Eclipse, Maven, and JVM 1.8. The max heap size of the server is 512MB.

The running results of random balanced CA with neighborhood sizes 3 to 11 are shown in Table 2. When the neighborhood size (m) is small (3 and 4), there is little difference between the two algorithms. However, when the neighborhood size exceeds 6, there is a big gap between the two algorithms’ operating efficiency. The larger the

Because it is often more expensive to retrieve and delete a data structure than to build a data structure. What's more, the efficiency of the breaking method is not satisfactory without building a data structure. It is not difficult to understand why the complexity of the two algorithms is the same, but the actual operation efficiency is greatly different.

Secondly, there are multiple tuples in a node, which is more efficient than storing two tuples per storage unit in the algorithms of Amoroso and Sutner. We can retrieve all tuples in a node in linear time k and perform a simple count, while the retrieval cost in the previous algorithms is $k * (k - 1)/2$.

Next, this decision with trees is a linear process. After finding the termination, the algorithm can be terminated immediately instead of deleting all crossed-out boxes iteratively. For example, in Figure 14, the tree ends rapidly because it does not take other sequent sets into consideration. The above explains why the injectivity tree algorithm has better time performance. In addition, Amoroso's algorithm needs to use a hashmap to reduce its complexity. The hashmap will cost a lot of space, leading to out-of-memory in the case of small neighborhood sizes. In conclusion, the space and time efficiency of the injectivity tree algorithm in the actual running is the best, it has reached the **state-of-art**.

5. Injectivity with different boundaries

Another advantage of the injectivity tree algorithm is that it can be easily extended to the boundary conditions. Comparing it with bounded surjectivity, we have some new conclusions. Since there is little difference between the reflective boundary and the fixed boundary, and their calculation process is almost the same, the reflective boundary will not be discussed in this section.

Theorem 8. *The injectivity and surjectivity are equivalent with the same boundary.*

Proof. Suppose that the state set $S = \{0, 1, \dots, p - 1\}$ and the number of cells is n . Because of the limited boundary, for each n , the elements of input and output sets are equal. So, injectivity and surjectivity are equivalent, or in other words, it is bijective and reversible. \square

5.1. Injectivity with fixed boundary

The injectivity with fixed boundary is similar to the Subsection 3.2. The difference is that the surjectivity tree is replaced by the injectivity tree. For the fixed boundary, the initial set and terminal set should be configured and because of the double length of the tuples, the elements in these two sets should also be doubled. Because of the definition of the fixed boundary, the local configurations within the boundary are always replaceable. So what we should search for becomes the replaceable configurations.

Lemma 9. *The following descriptions are equivalent:*

- *The CA is surjective with the fixed boundary.*
- *The CA is injective with the fixed boundary.*
- *There exists a Garden-of-Eden in the surjectivity tree.*
- *There exists replaceable local configurations in the injectivity tree.*

5.2. Injectivity with the periodic boundary

For injectivity with the periodic boundary, we need not configure the initial set and terminal set. All we need to do is to search periodic local configurations. We can be surprised to find that the global injectivity is equivalent to the injectivity with the periodic boundary, for they have the same decision algorithm! With this theorem, we can equalize injectivity and reversibility.

Theorem 10. *The reversibility with the periodic boundary and the global injectivity is equivalent.*

Proof. If a CA is global injective, there will not be periodic local configurations according to theorem 7. So it is reversible under the periodic boundary condition. Similarly, if a CA is not global injective, there will be periodic local configurations. Then there is a certain configuration is not injective under the periodic boundary condition. So it is not reversible under the periodic boundary condition. \square

We also searched all CA with neighborhood sizes less than 6 and found that they did comply with this phenomenon. Now we can use this decision algorithm for injectivity to determine the reversibility of freezing CA [26, 27, 28, 29] and number-conserving CA [30, 31, 32] and so on which are under periodic boundary.

Theorem 11. *The bijectivity of an LCA with a certain boundary is equivalent to that all its transition matrices with this boundary are reversible.*

With the help of Theorem 11, we do not need to discuss the bijective LCA's reversibility with boundaries anymore. All of them are reversible.

6. Conclusion and future work

6.1. Conclusion

In this paper, we greatly simplify Amoroso's surjectivity algorithm to achieve the **state-of-art** and extend it to the case with different boundaries. And a **state-of-art** decision algorithm for injectivity is proposed. The algorithm greatly saves the time and space required for injectivity determination, which is caused by the excellent design and structure of this algorithm. In practical applications, the more complex the CA is, the better the simulation, encryption and other applications are. This algorithm can help us expand the calculation of one-dimensional CA to a more complex scale, thus achieving better results in practical applications. We also analyzed the boundary problem from a nonlinear point of view, solved the connection between the surjectivity and injectivity under different boundary conditions, and obtained the important equivalence relationship from the condition that their decision algorithms are the same. We also extend our work from linearity to nonlinearity and solve the reversibility problem of linear CA under a large class of boundary conditions through nonlinear decision algorithms. In addition, the various definitions, lemmas, theorems, algorithms and even logic and ideas proposed in the algorithm can help us further explore the characteristics of CA, provide a theoretical basis for future applications, and provide inspiration for future theoretical research.

6.2. Future work

During our research, three questions emerged. The first one concerns that in Table 1, we can find the setting of the boundary does not affect the surjectivity of the CA. At least there is no exception for CA below neighborhood size 5. So for any fixed boundary CA, whether the setting of the boundary will never affect the surjectivity (reversibility) of the CA?

Question 1. *For any fixed boundary CA, whether the setting of the boundary will never affect the surjectivity (reversibility) of the CA?*

The second question is connected with the reflective boundary in Table 1, we can find all only two CA are surjective (the CA with identity rule and its opposite). So besides the identity CA, are there any other surjective CA with the reflective boundary?

Question 2. *Are there any other surjective CA with reflective boundary except for the CA with identity rule and its opposite?*

The third question is based on Wang's work [24]. We can attain the period of LCA with fixed boundary by constructing its DFA, so can we construct the DFA for periodic boundary and reflective boundary?

Question 3. *Can we construct the DFA of CA compatible with the periodic boundary and the reflective boundary and find its period?*

References

- [1] John von Neumann and Arthur W. Burks. Theory of self reproducing automata. 1966.
- [2] Edward F. Moore. Machine models of self-reproduction. volume 14, pages 17–33, 1962.
- [3] John R. Myhill. The converse of moore’s garden-of-eden theorem. volume 14, pages 685–686, 1963.
- [4] Martin Gardner. Mathematical games. *Scientific american*, 222(6):132–140, 1970.
- [5] Serafino Amoroso and Yale N. Patt. Decision procedures for surjectivity and injectivity of parallel maps for tessellation structures. *Journal of Computer and System Sciences*, 6(5):448–464, 1972.
- [6] Serafino Amoroso, Gerald Cooper, and Yale Patt. Some clarifications of the concept of a garden-of-eden configuration. *Journal of Computer and System Sciences*, 10(1):77–82, 1975.
- [7] L. K. Bruckner. On the garden-of-eden problem for one-dimensional cellular automata. *Acta Cybern.*, 4(3):259–262, 1979.
- [8] Stephen Wolfram. Statistical mechanics of cellular automata. *Reviews of modern physics*, 55(3):601, 1983.
- [9] Stephen Wolfram. Universality and complexity in cellular automata. *Physica D: Nonlinear Phenomena*, 10(1-2):1–35, 1984.
- [10] Stephen Wolfram. Computation theory of cellular automata. *Communications in mathematical physics*, 96(1):15–57, 1984.
- [11] Stephen Wolfram. Theory and applications of cellular automata. *World Scientific*, 1986.
- [12] Stephen Wolfram and M Gad-el Hak. A new kind of science. *Appl. Mech. Rev.*, 56(2):B18–B19, 2003.
- [13] Karel Culík. On invertible cellular automata. *Complex Syst.*, 1:1035–1044, 1987.
- [14] Tom Head. One-dimensional cellular automata: injectivity from unambiguity. *Complex systems*, 3:343–348, 1989.
- [15] Klaus Sutner. De bruijn graphs and linear cellular automata. *Complex Syst.*, 5:19–30, 1991.
- [16] Jarkko Kari. Reversibility and surjectivity problems of cellular automata. *Journal of Computer and System Sciences*, 48(1):149–182, 1994.
- [17] Stephen Wolfram. Twenty problems in the theory of cellular automata. *Physica Scripta*, 1985(T9):170, jan 1985.
- [18] Jarkko Kari. Theory of cellular automata: A survey. *Theoretical Computer Science*, 334(1):3–33, 2005.
- [19] Masanobu Itô, Nobuyasu Ôsato, and Masakazu Nasu. Linear cellular automata over \mathbb{Z}_m . *Journal of Computer and System Sciences*, 27(1):125–140, 1983.
- [20] A. Martín del Rey and G. Rodríguez Sánchez. On the reversibility of 150 wolfram cellular automata. *International Journal of Modern Physics C*, 17:975–983, 2006.
- [21] L. Hernández Encinas and A. Martín del Rey. Inverse rules of eca with rule number 150. *Applied Mathematics and Computation*, 189(2):1782–1786, 2007.
- [22] A. Martín del Rey and G. Rodríguez Sánchez. Reversibility of linear cellular automata. *Applied Mathematics and Computation*, 217(21):8360–8366, 2011.
- [23] A. Martín del Rey and Gerardo Sánchez. Reversible elementary cellular automaton with rule number 150 and periodic boundary conditions over \mathbb{F}_2 . *International Journal of Modern Physics C*, 26:150210231125000, 02 2015.
- [24] Bin Yang, Chao Wang, and Aiyun Xiang. Reversibility of general 1d linear cellular automata over the binary field \mathbb{F}_2 under null boundary conditions. *Information Sciences*, 324:23–31, 2015.
- [25] Xinyu Du, Chao Wang, Tianze Wang, and Zeyu Gao. Efficient methods with polynomial complexity to determine the reversibility of general 1d linear cellular automata over \mathbb{Z}_p . *Information Sciences*, 594:163–176, 2022.
- [26] Eric Goles, Nicolas Ollinger, and Guillaume Theyssier. Introducing freezing cellular automata. In *Cellular Automata and Discrete Complex Systems, 21st International Workshop (AUTOMATA 2015)*, volume 24, pages 65–73, 2015.
- [27] Eric Goles, Diego Maldonado, Pedro Montealegre, and Nicolas Ollinger. On the complexity of the stability problem of binary freezing totalistic cellular automata. *Information and Computation*, 274:104535, 2020. AUTOMATA 2017.
- [28] Eric Goles and Pedro Montealegre. The complexity of the asynchronous prediction of the majority automata. *Information and Computation*, 274:104537, 2020. AUTOMATA 2017.
- [29] Eric Goles, Diego Maldonado, Pedro Montealegre, and Martín Ríos-Wilson. On the complexity of asynchronous freezing cellular automata. *Information and Computation*, 281:104764, 2021.
- [30] Barbara Wolnik, Adam Dzedzej, Jan Baetens, and Bernard De Baets. Number-conserving cellular automata with a von neumann neighborhood of range one. *Journal of Physics A: Mathematical and Theoretical*, 50, 05 2017.
- [31] Barbara Wolnik, Anna Nenca, Jan M. Baetens, and Bernard De Baets. A split-and-perturb decomposition of number-conserving cellular automata. *Physica D: Nonlinear Phenomena*, 413:132645, 2020.
- [32] Barbara Wolnik, Maciej Dziemiańczuk, Adam Dzedzej, and Bernard De Baets. Reversibility of number-conserving 1d cellular automata: Unlocking insights into the dynamics for larger state sets. *Physica D: Nonlinear Phenomena*, 429:133075, 2022.
- [33] Barbara Wolnik and Bernard De Baets. Ternary reversible number-conserving cellular automata are trivial. *Information Sciences*, 513:180–189, 2020.
- [34] Hasan Akin, Su Uğuz, and Irfan Siap. Characterization of 2d cellular automata with moore neighborhood over ternary fields. *AIP Conference Proceedings*, 1389:2008–2011, 09 2011.
- [35] Sudhakar Sahoo, Sanjaya Sahoo, Birendra Nayak, and Pabitra Choudhury. Encompression using two-dimensional cellular automata rules. 09 2008.
- [36] Ángel Rey, Roberto Casado-Vara, and Daniel Hernández Serrano. Reversibility of symmetric linear cellular automata with radius $r = 3$. *Mathematics*, 7:816, 09 2019.
- [37] Hasan Akin, Ferhat Sah, and Irfan Siap. On 1d reversible cellular automata with reflective boundary over the prime field of order p . *International Journal of Modern Physics C*, 23:1250004, 04 2012.
- [38] Hasan Akin, Irfan Siap, and Su Uğuz. One-dimensional cellular automata with reflective boundary conditions and radius three. *Acta Physica Polonica Series a*, 125:405–407, 02 2014.
- [39] Atsushi Nobe and Fumitaka Yura. On reversibility of cellular automata with periodic boundary conditions. *Journal of Physics A: Mathematical and General*, 37(22):5789, may 2004.

- [40] Jesse Bingham and Brad Bingham. Hybrid one-dimensional reversible cellular automata are regular. *Discrete Applied Mathematics*, 155(18):2555–2566, 2007.

Table 1. Surjective CA under different boundary conditions

neighborhood size	boundary set	rule
3	null boundary (The number is 6)	00110011 00111100 01100110 10011001 11000011 11001100
3	reflective boundary (The number is 2)	00110011 11001100
3	periodic boundary (The number is 6)	00001111 00110011 01010101 10101010 11001100 11110000
4	null boundary 1+1+2 0 on the left 00 on the right (The number is 34)	1111000011110000 1111000011010010 1111000010110100 1111000000001111 1110000111100001 1110000110100101 1101001011110000 1101001011010010 1100001111000011 1011010011110000 1011010010110100 1010010111100001 1010010110100101 1010010110000111 1001011010010110 1000011110100101 1000011110000111 0111100001111000 0111100001011010 0110100101101001 0101101001111000 0101101001011010 0101101000011110 0100101101001011 0100101100001111 0011110000111100 0010110100101101 0010110100001111 0001111001011010 0001111000011110 000011111110000 0000111101001011 0000111100101101 0000111100001111
4	fixed boundary 1+1+2 0 on the left 01 on the right (The number is 34)	1111000011110000 1111000011010010 1111000010110100 1111000000001111 1110000111100001 1110000110100101 1101001011110000 1101001011010010 1100001111000011 1011010011110000 1011010010110100 1010010111100001 1010010110100101 1010010110000111 1001011010010110 1000011110100101 1000011110000111 0111100001111000 0111100001011010 0110100101101001 0101101001111000 0101101001011010 0101101000011110 0100101101001011 0100101100001111 0011110000111100 0010110100101101 0010110100001111 0001111001011010 0001111000011110 000011111110000 0000111101001011 0000111100101101 0000111100001111
4	reflective boundary 1+1+2 (The number is 2)	1111000011110000 0000111100001111
4	periodic boundary 1+1+2 (The number is 16)	0000000011111111 0000111100001111 0000111101001011 0010110100001111 0011001100110011 0011001101100011 0011100100110011 0101010101010101 1010101010101010 1100011011001100 1100110010011100 1100110011001100 1101001011110000 1111000010110100 1111000011110000 1111111100000000

Table 2. Comparison of two decision algorithms for injectivity

m	number of CA	Average running time in Amaro's algorithm (ms)	Average running time in the injectivity tree algorithm (ms)	Running time ratio
3	70(all)	0.0714	0.0571	1.250
4	12870 (all)	0.0153	0.0110	1.387
5	1000000	0.0384	0.0175	2.201
6	100000	0.157	0.0577	2.724
7	100000	0.621	0.149	4.157
8	10000	2.914	0.544	5.353
9	10000	15.559	1.946	7.994
10	1000	80.352	7.739	10.383
11	1000	623.436	29.023	21.481
12	1000	out of memory	110.900	-
13	1000	out of memory	424.911	-
16	10	out of memory	19758.5	-