

On 3-Coloring Circle Graphs^{*}

Patricia Bachmann^[0009-0003-3749-6265], Ignaz Rutter^[0000-0002-3794-4406], and
Peter Stumpf^[0000-0003-0531-9769]

Faculty of Informatics and Mathematics, University of Passau, Germany
{bachmanp,rutter,stumpf}@fim.uni-passau.de

Abstract. Given a graph G with a fixed vertex order \prec , one obtains a circle graph H whose vertices are the edges of G and where two such edges are adjacent if and only if their endpoints are pairwise distinct and alternate in \prec . Therefore, the problem of determining whether G has a k -page book embedding with spine order \prec is equivalent to deciding whether H can be colored with k colors. Finding a k -coloring for a circle graph is known to be NP-complete for $k \geq 4$ and trivial for $k \leq 2$. For $k = 3$, Unger (1992) claims an efficient algorithm that finds a 3-coloring in $O(n \log n)$ time, if it exists. Given a circle graph H , Unger's algorithm (1) constructs a 3-SAT formula Φ that is satisfiable if and only if H admits a 3-coloring and (2) solves Φ by a backtracking strategy that relies on the structure imposed by the circle graph. However, the extended abstract misses several details and Unger refers to his PhD thesis (in German) for details.

In this paper we argue that Unger's algorithm for 3-coloring circle graphs is not correct and that 3-coloring circle graphs should be considered as an open problem. We show that step (1) of Unger's algorithm is incorrect by exhibiting a circle graph whose formula Φ is satisfiable but that is not 3-colorable. We further show that Unger's backtracking strategy for solving Φ in step (2) may produce incorrect results and give empirical evidence that it exhibits a runtime behaviour that is not consistent with the claimed running time.

1 Introduction

Let $G = (V, E)$ be a graph. A k -page book embedding of G is a total order \prec of V and a partition of E into k sets E_1, \dots, E_k , called *pages* such that no page E_i contains two edges $\{u_1, v_1\}, \{u_2, v_2\}$ with $v_1 \prec v_2 \prec u_1 \prec u_2$. The *page number* (also called *stack number*) of a graph is the smallest k such that G admits a k -page booking embedding.

Book embeddings are a central element to graph drawing. They have been studied in the context of VSLI design [6], arc diagrams [13] and circular layouts [2] as well as clustered planarity [9] and simultaneous embedding [1]. There is a plethora of results that aim at bounding the page numbers of various graph

^{*} Funded by the Deutsche Forschungsgemeinschaft (German Research Foundation, DFG) under grant RU-1903/3-1.

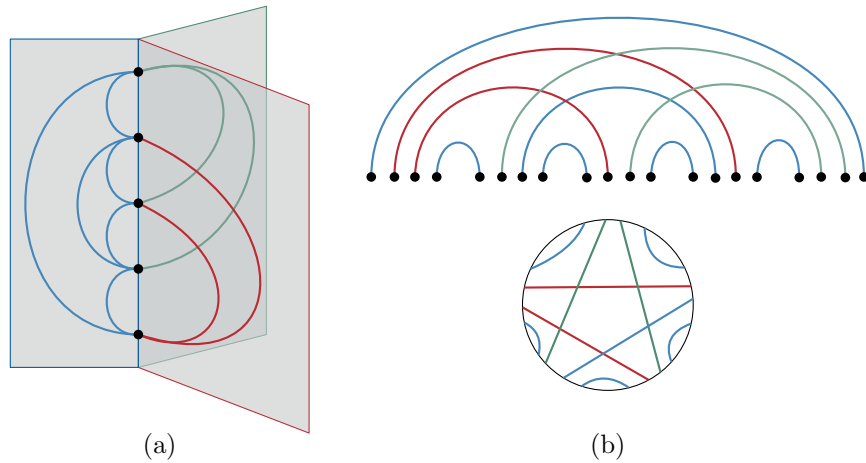


Fig. 1. (a) Book embedding for K_5 . (b) Chord diagram of the corresponding circle graph H .

classes. For example, the page number of planar graphs is 4 [4,14] and the page number of 1-planar graphs is at most 39 [3].

Since computing the page number is NP-complete [5], often additional restrictions are imposed. One such restriction is to find a k -page book embedding with a fixed order \prec . This problem is closely related to the k -coloring problem on circle graphs. A k -coloring of a graph G is a function $\text{col} : V(G) \rightarrow \{1, \dots, k\}$ such that $\text{col}(u) \neq \text{col}(v)$ for every $\{u, v\} \in E(G)$. A *circle graph* is an undirected graph H that has an intersection representation with chords of a circle. More precisely, in a *chord diagram* of H we represent each vertex $v \in V(H)$ by a chord C_v such that two chords C_u and C_v intersect if and only if $\{u, v\} \in E(H)$.

Finding a k -page book embedding of a graph $G = (V, E)$ with a fixed vertex order \prec is equivalent to solving the k -coloring problem for circle graphs. To see this, construct a graph H such that $V(H) = E$ and two edges in $V(H)$ are adjacent in H if and only if their endpoints alternate in \prec . Then two edges of G can be in the same page of a book embedding with order \prec if and only if they are not adjacent in H . Therefore we obtain a bijection between the k -page book embeddings with order \prec and the k -colorings of H . It is further readily seen that H admits a chord diagram; see Fig. 1 for an illustration.

The k -coloring problem for circle graphs is known to be NP-complete for $k \geq 4$ [10] and efficiently solvable for $k \leq 2$. The case $k = 3$ remained as an open problem until Unger claimed it to be solvable in polynomial time [12]. Unfortunately, in the publication many details and proofs are missing and no journal version followed. Instead, Unger refers to his PhD thesis [11] for a full version, which is written in German and not available online. This bad state of affairs has been pointed out by David Eppstein in a blog post, where he writes that the problem should be considered open [8], as well as by Dujmović and Wood [7].

In this paper we present Unger’s ideas for an efficient algorithm for the 3-coloring problem on circle graphs and show, using both counterexamples and empirical results, why 3-coloring circle graphs and therefore the 3-page book embedding problem should indeed be considered open problems.

Throughout this work let $G = (V, E)$ be a circle graph, for which we want to decide the existence of a 3-coloring. We assume without loss of generality that G is connected and contains no induced K_4 .

2 Unger’s 3-Coloring Algorithm

For a graph H let $\mathcal{P}(H) = \{\{u, v\} \in \binom{V(H)}{2} \setminus E(H) \mid N(u) \cap N(v) \neq \emptyset\}$ be the pairs of non-adjacent vertices that have a common neighbor and let $\mathcal{D} \subseteq \mathcal{P}(H)$. An *auxiliary coloring function* for \mathcal{D} is a function $c_{\text{aux}}: \mathcal{D} \rightarrow \{\mathbf{true}, \mathbf{false}\}$. An auxiliary coloring function is *realizable* if there exists a 3-coloring col of H such that for each pair $\{x, y\} \in \mathcal{D}$ we have $\text{col}(x) = \text{col}(y) \iff c_{\text{aux}}(\{x, y\}) = \mathbf{true}$.

Let now $G = (V, E)$ be a graph and let \mathcal{G} be a set of induced subgraphs of G and let $\mathcal{P}(\mathcal{G}) = \bigcup_{H \in \mathcal{G}} \mathcal{P}(H)$. An *auxiliary coloring function of G with respect to \mathcal{G}* is an auxiliary coloring function for $\mathcal{P}(\mathcal{G})$. Such a function is called *consistent* if its restriction $c_{\text{aux}}|_{\mathcal{P}(H)}$ is realizable for each $H \in \mathcal{G}$.

In his approach, Unger constructs for a given circle graph G a family \mathcal{G} of induced subgraphs, which he calls important subgraphs, such that (i) an auxiliary coloring function c_{aux} with respect to \mathcal{G} is consistent if and only if it is realizable, (ii) the existence of a consistent auxiliary coloring function can be expressed by a 3-SAT formula Φ that (iii) can be solved efficiently with a backtracking algorithm.

Let \mathcal{G}' be the family of induced subgraphs of G that are isomorphic to one of the graphs $G_{\triangleleft}, G_{\square}, G_{\triangle}, G_{\square}$ from Fig. 2 or to a cycle C_k with $k \geq 6$. For each $H \in \mathcal{G}'$ there is a formula $\Phi(H)$ whose satisfying truth assignments are the realizable auxiliary coloring functions for H . For the three graphs $G_{\triangleleft}, G_{\square}$ and G_{\square} , the corresponding formula $\Phi(H)$ is in fact a 2-SAT formula as shown in Fig. 2, where for C_k with $k \geq 5$, the formula $\Phi(H)$ given by Unger is a 3-SAT formula of size linear in k , which uses some additional variables; see Appendix C for details. For G_{\triangle} , i.e. cycles with $k = 5$, Unger additionally uses the 2-SAT clauses shown in Fig. 2. Then the existence of a consistent auxiliary coloring function for \mathcal{G}' can be expressed by the formula $\Phi(\mathcal{G}') = \bigwedge_{H \in \mathcal{G}'} \Phi(H)$.

The family \mathcal{G}' is however, still too large, e.g., it may contain an exponential number of cycles. Therefore Unger restricts his important subgraphs \mathcal{G} to a subset of \mathcal{G}' that is defined according to a chord diagram of G . To this end, take a chord diagram of G and consider it to be cut open and rolled out such that the chords form arcs over a straight line; see Fig. 3(c). In what follows we identify each vertex v with its chord C_v .

A chord u *encases* a chord v if the endpoints of v lie between the endpoints of u . Further u *directly encases* v if it encases v and there is no vertex $w \neq u, v$ such that u encases w and w encases v ; see Fig. 4 for an example.

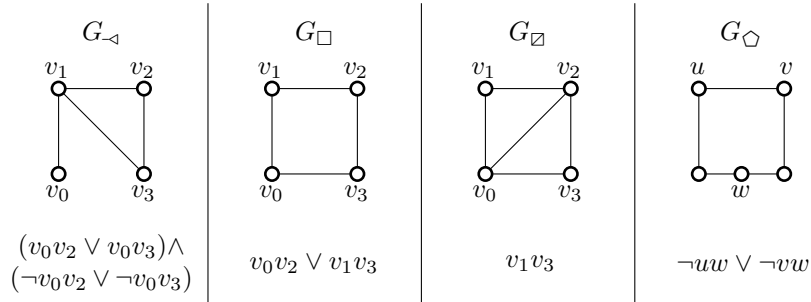


Fig. 2. Important subgraphs and the clauses they contribute to Φ .

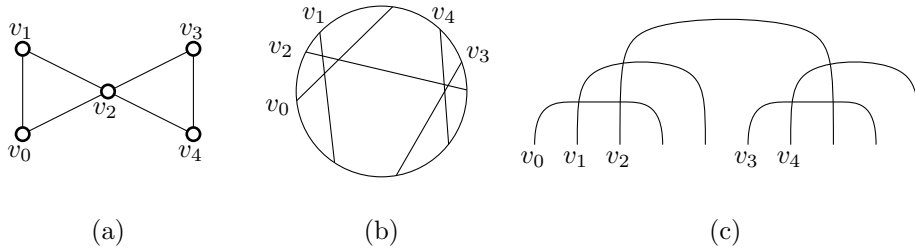


Fig. 3. (a) An undirected graph G . (b) Representation of G of chords on a circle. (c) Alternative circle graph representation for G .

The *levels* of a circle graph G are recursively defined as

$$\text{level}_G(l) = \begin{cases} \{v \in V(G) : \nexists u \in V(G) : u \text{ encases } v\} & l = 1 \\ \{v \in V(G) : \exists u \in \text{level}_G(l-1) : u \text{ directly encases } v\} & l > 1 \end{cases}$$

The set of important subgraphs \mathcal{G} consists of those graphs $H \in \mathcal{G}'$ where if H is isomorphic to G_{\diamond} or to C_k with $k \geq 6$, then all vertices of H belong to two adjacent levels, and otherwise for each pair $\{u, v\} \in \mathcal{P}(H)$ the vertices u and v are either on the same level or one directly encases the other. Unger's algorithm relies on two claims [12, p.394 ff.]: (1) The graph G is 3-colorable if and only if there exists a consistent auxiliary coloring function with respect to \mathcal{G} . (2) The formula $\Phi(\mathcal{G})$ can be solved efficiently by a backtracking algorithm whose search tree has $O(\log n)$ leaves.

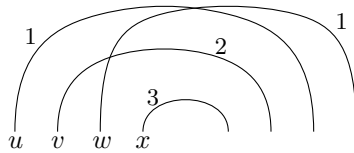


Fig. 4. Chord u encases v and x and directly encases v ; v and w directly encase x .

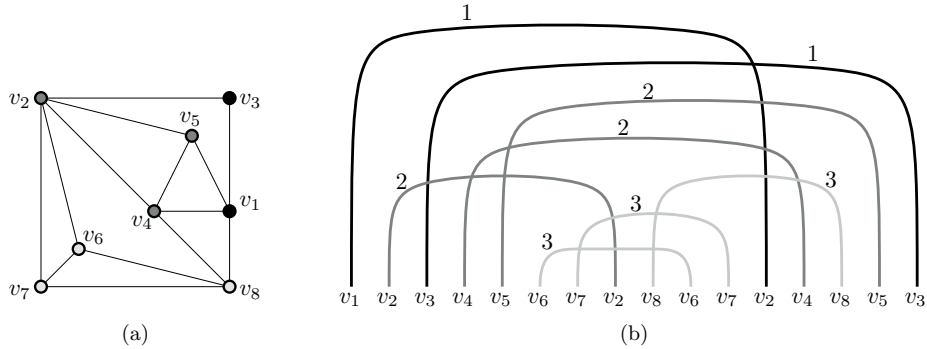


Fig. 5. Counterexample G . Lighter shade indicate higher level.

3 The Counterexample

We show that Unger’s claim (1) is false by giving a counterexample. Let G be the graph given in Fig. 5a. Observe that G is a circle graph as witnessed by the chord diagram in Fig. 5b.

We first show that G is not 3-colorable. Namely, the two subgraphs induced by $\{v_1, v_2, v_4, v_5\}$ and $\{v_2, v_6, v_7, v_8\}$ imply $\text{col}(v_1) = \text{col}(v_2)$ and $\text{col}(v_2) = \text{col}(v_8)$, respectively. However v_1 and v_8 are adjacent.

On the other hand, we show that for the family \mathcal{G} of important subgraphs of G with respect to the chord diagram in Fig. 5, the formula $\Phi(\mathcal{G})$ is satisfiable. We first give the important subgraphs of G and then construct the corresponding formula. In Fig. 5a the vertices are colored according to their levels, where lighter colors indicate higher levels. It is not hard to see that G contains no induced cycle isomorphic to G_{\square} or to C_k with $k \geq 6$ that is contained in two adjacent levels. It hence suffices to find the important subgraphs isomorphic to G_{\triangleleft} , G_{\square} , and G_{\square} .

We start with G_{\square} and G_{\square} . Observe that each of the pairs $\{v_2, v_8\}$ and $\{v_3, v_8\}$ neither lies on the same level nor does one the vertices directly enclose the other. Hence no important subgraph contains both vertices of these pairs. For G_{\square} this leaves only the subgraphs listed in Table 1a and, similarly, for G_{\square} only the subgraphs listed in Table 1b. Finally, it is straightforward to check that for G_{\triangleleft} the only subgraphs are listed in Table 1c. A detailed description of all important subgraphs in G is given in Appendix A.

Table 1 shows the clauses of the formula $\Phi := \Phi(\mathcal{G})$. Finally, Table 2 gives a satisfying truth assignment for Φ . The underlined literals in Table 1 are those satisfied by that truth assignment. Since every clause contains a satisfied literal, Φ is satisfiable and the truth assignment defines a consistent auxiliary coloring function for \mathcal{G} . However, as G is not 3-colorable, this contradicts Unger’s claim (1).

Different Notions of Important Subgraphs. We note that the definition of important subgraphs subtly differs between the extended abstract [12] and Unger’s

Table 1. Important subgraphs and the corresponding clauses for each of (a) G_{\square} , (b) G_{\boxplus} , and (c) G_{\triangleleft} . For the satisfying variable assignment from Table 2 all true literals are underlined.

Important Subgraph G_{\square}	Clauses	Important Subgraph G_{\boxplus}	Clauses
$\{v_1, v_2, v_3, v_4\}$	$\underline{v_1 v_2} \vee \underline{v_3 v_4}$	$\{v_1, v_2, v_4, v_5\}$	$\underline{v_1 v_2}$
$\{v_1, v_2, v_3, v_5\}$	$\underline{v_1 v_2} \vee \underline{v_3 v_5}$	$\{v_1, v_4, v_5, v_8\}$	$\underline{v_5 v_8}$

(a)

(b)

Important Subgraph G_{\triangleleft}	Clauses
$\{v_1, v_6, v_7, v_8\}$	$(\underline{v_1 v_6} \vee \underline{v_1 v_7}) \wedge (\neg \underline{v_1 v_6} \vee \neg \underline{v_1 v_7})$
$\{v_1, v_3, v_4, v_5\}$	$(\underline{v_3 v_4} \vee \underline{v_3 v_5}) \wedge (\neg \underline{v_3 v_4} \vee \neg \underline{v_3 v_5})$
$\{v_2, v_3, v_4, v_5\}$	$(\underline{v_3 v_4} \vee \underline{v_3 v_5}) \wedge (\neg \underline{v_3 v_4} \vee \neg \underline{v_3 v_5})$
$\{v_2, v_4, v_6, v_7\}$	$(\underline{v_4 v_6} \vee \underline{v_4 v_7}) \wedge (\neg \underline{v_4 v_6} \vee \neg \underline{v_4 v_7})$
$\{v_2, v_5, v_6, v_7\}$	$(\underline{v_5 v_6} \vee \underline{v_5 v_7}) \wedge (\neg \underline{v_5 v_6} \vee \neg \underline{v_5 v_7})$
$\{v_2, v_4, v_5, v_6\}$	$(\underline{v_4 v_6} \vee \underline{v_5 v_6}) \wedge (\neg \underline{v_4 v_6} \vee \neg \underline{v_5 v_6})$
$\{v_2, v_4, v_5, v_7\}$	$(\underline{v_4 v_7} \vee \underline{v_5 v_7}) \wedge (\neg \underline{v_4 v_7} \vee \neg \underline{v_5 v_7})$

(c)

Table 2. Satisfying variable assignment for Φ .

True	$\underline{v_1 v_2}, \underline{v_1 v_7}, \underline{v_2 v_5}, \underline{v_3 v_4}, \underline{v_4 v_6}, \underline{v_5 v_7}, \underline{v_5 v_8}$
False	$v_1 v_6, v_4 v_7, v_5 v_6, v_3 v_5$

PhD thesis [11]. Namely, in the thesis, important subgraphs are not defined only via direct encasing but for some types their vertices also have to belong to (at most) two adjacent levels. The counterexample above refutes the claim from the extended abstract. The example in Fig. 10 in the appendix refutes the analogous claim from Unger’s thesis; see Appendix B for details.

4 Unger’s Backtracking Algorithm

In addition to the counterexample, we investigated the backtracking algorithm described by Unger. Let Φ_1 be the 2-SAT instance obtained from the important subgraphs G_{\triangleleft} , G_{\square} , G_{\boxplus} and G_{\diamond} . Checking if Φ_1 is solvable can be done in polynomial time. For the SAT instance Φ_2 obtained from the remaining important subgraphs G_{\diamond} and C_k for $k \geq 6$ it is less clear how to solve it efficiently. Unger [12] proposes the following modified backtracking algorithm. When encountering a clause during the variable assignment whose literals are all set to **False**, we may jump in the backtracking tree to a variable which (1) results

in a literal of that clause being set to `True` by flipping its assigned value and (2) the child that corresponds to this new assigned value is not included in the backtracking tree yet. We note that we rephrased property (2) from “[t]he new value of [the variable] is not already included in the backtracking tree” [12, p. 396]. If no such variable exists, the algorithm terminates and reports that there is no solution for Φ . If a solution is found, it is used to compute a 3-coloring.

Unger claims that this backtracking tree has at most $O(\log n)$ leaves. To verify this claim we implemented his backtracking algorithm, ran it on randomly generated 3-colorable circle graphs and counted the number of leaves in the backtracking tree; see Fig. 6(a) and Appendix D for further details on the test data. While the algorithm is reasonably fast, the number of leaves scatters quite a bit, e.g. some graphs produce backtracking trees with around 500 leaves even though they have only 250 to 500 vertices. This is likely not consistent with an upper bound of $O(\log n)$. More importantly, while all the graphs are 3-colorable, the backtracking algorithm reports no solution for all but one of the instances. In Appendix C, we show how the algorithm may already fail for a cycle of length 5 if the order of variable assignments is poorly chosen.

Therefore, we also evaluated a regular backtracking algorithm on the same instances. We found that the number of leaves of these backtracking trees grows exponentially. Fig. 6(b) shows the percentage of solved instances within a time limit of one hour. Notably, starting at around 50 vertices, the algorithm barely manages to solve any instances. For readability, the Figure shows only the fraction of solved instances with up to 250 vertices as the backtracking algorithm does not terminate on any of the larger instances. This indicates the impracticality of a regular backtracking approach and that crucial insights are still missing to see how a backtracking approach could be modified to be more efficient on circle graphs.

Finally, we also implemented the coloring algorithm that uses the solution for Φ to color the graph. Our result is that less than 20% of the computed colorings were valid. This shows that claim (1) not only fails qualitatively due to the counterexample from Section 3 but also quantitatively for the vast majority of instances.

5 Conclusion

We have shown that the question of whether 3-coloring for circle graphs is possible in polynomial time should be considered open, even though Unger claimed to provide a polynomial time algorithm in a conference paper in 1992 [12]. To this end, we provided two counterexamples: one that contradicts the characterization in terms of the auxiliary coloring function and one that shows that the modified backtracking algorithm may fail to compute a correct solution. We further gave empirical evidence that displays a discrepancy to the claimed running time.

Considering the approach with important subgraphs, it appears that especially large induced cycles increase the difficulty, since for the other important subgraphs only a 2-SAT formula is constructed.

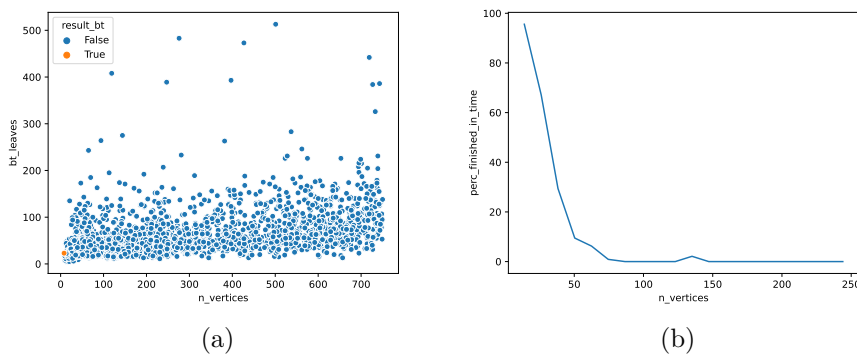


Fig. 6. (a) Number of leaves in Unger's backtracking tree. (b) Percentage of instances solved by regular backtracking within a one-hour time limit.

Question 1. What is the complexity of 3-coloring for circle graphs where no C_k with $k > 4$ is an induced subgraph?

We note that when considering all important subgraphs containing four vertices for the 2-SAT instance disregarding levels, we were not able to find a counterexample similar to the one in Section 3.

References

1. Angelini, P., Battista, G.D., Frati, F., Patrignani, M., Rutter, I.: Testing the simultaneous embeddability of two graphs whose intersection is a biconnected or a connected graph. *Journal of Discrete Algorithms* **14**, 150–172 (jul 2012). <https://doi.org/10.1016/j.jda.2011.12.015>
2. Baur, M., Brandes, U.: Crossing reduction in circular layouts. In: *Graph-Theoretic Concepts in Computer Science*, pp. 332–343. Springer Berlin Heidelberg (2004). https://doi.org/10.1007/978-3-540-30559-0_28
3. Bekos, M.A., Bruckdorfer, T., Kaufmann, M., Raftopoulou, C.N.: 1-Planar Graphs have Constant Book Thickness. In: Bansal, N., Finocchi, I. (eds.) *Proceedings of the 23rd Annual European Symposium on Algorithms (ESA'15)*. *Lecture Notes in Computer Science*, vol. 9294, pp. 130–141. Springer (2015). https://doi.org/10.1007/978-3-662-48350-3_12
4. Bekos, M.A., Kaufmann, M., Klute, F., Pupyrev, S., Raftopoulou, C.N., Ueckerdt, T.: Four pages are indeed necessary for planar graphs. *J. Comput. Geom.* **11**(1), 332–353 (2020). <https://doi.org/10.20382/jocg.v11i1a12>
5. Chung, F., Leighton, F., Rosenberg, A.: A graph layout problem with applications to VLSI design. manuscript (1985)
6. Chung, F., Leighton, F., Rosenberg, A.: Embedding graphs in books: A layout problem with applications to VLSI design. *SIAM Journal on Algebraic Discrete Methods* **8**(1), 33–58 (jan 1987). <https://doi.org/10.1137/0608002>
7. Dujmović, V., Pór, A., Wood, D.R.: Track layouts of graphs. *Discrete Mathematics & Theoretical Computer Science* **Vol. 6 no. 2** (jan 2004). <https://doi.org/10.46298/dmtcs.315>

8. Eppstein, D.: Three-colorable circle graphs and three-page book embeddings. <https://11011110.github.io/blog/2014/08/09/three-colorable-circle-graphs.html> (2014), accessed: 2023-06-6
9. Hong, S.H., Nagamochi, H.: Simpler algorithms for testing two-page book embedding of partitioned graphs. *Theoretical Computer Science* **725**, 79–98 (may 2018). <https://doi.org/10.1016/j.tcs.2015.12.039>
10. Unger, W.: On the k-colouring of circle-graphs. In: Cori, R., Wirsing, M. (eds.) *Proceedings of the 5th Annual Symposium on Theoretical Aspects of Computer Science (STACS'88)*. *Lecture Notes in Computer Science*, vol. 294, pp. 61–72. Springer (1988). <https://doi.org/10.1007/BFb0035832>
11. Unger, W.: Färbung von Kreissehnengraphen. Ph.D. thesis, University of Paderborn, Germany (1990), <https://d-nb.info/920881181>
12. Unger, W.: The complexity of colouring circle graphs. In: *Proceedings of the 9th Annual Symposium on Theoretical Aspects of Computer Science (STACS'92)*. pp. 389–400. Springer Berlin Heidelberg (1992). https://doi.org/10.1007/3-540-55210-3_199
13. Wattenberg, M.: Arc diagrams: Visualizing structure in strings. In: Wong, P.C., Andrews, K. (eds.) *Proceedings of the IEEE Symposium on Information Visualization (InfoVis'02)*. pp. 110–116. IEEE Computer Society (2002). <https://doi.org/10.1109/INFVIS.2002.1173155>
14. Yannakakis, M.: Embedding planar graphs in four pages. *J. Comput. Syst. Sci.* **38**(1), 36–67 (1989). [https://doi.org/10.1016/0022-0000\(89\)90032-9](https://doi.org/10.1016/0022-0000(89)90032-9)

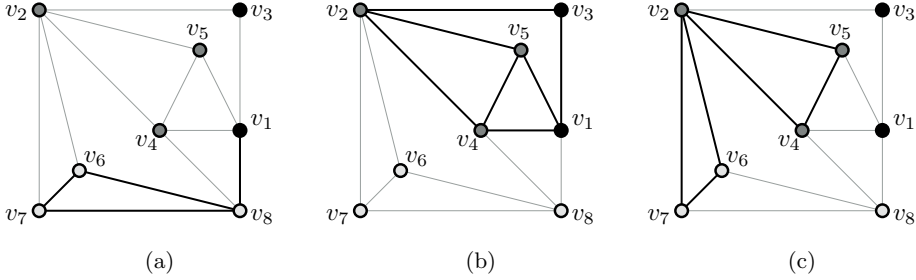


Fig. 7. The different induced G_{\triangleleft}

A Important Subgraphs of the Counterexample

We show for our main counterexample that we can construct a satisfiable formula Φ . For this, we first find all important subgraphs contained in G . We know that only those subgraphs are relevant to us that contribute clauses to Φ , i.e. clauses that contain values for pairs of vertices for which c_{aux} is defined. Therefore, the non-crossing chords in an important subgraph either lie within the same level or one set of chords directly encases another.

A.1 Important Subgraph G_{\triangleleft}

We first consider chords within one level. Since every level contains less than four vertices each, see Fig. 5, this graph contains no G_{\triangleleft} with all chords on the same level.

Next, we consider G_{\triangleleft} with directly encased chords. For $\text{level}_G(1)$ and we have that v_1 directly encases $\{v_2, v_6, v_7\}$ while v_3 directly encases $\{v_4, v_5\}$. We have $\mathcal{N}_G(v_1) \cap \mathcal{N}_G(v_2) = \{v_3, v_4, v_5\} =: \mathcal{N}_{G|\{v_1, v_2\}}$ and since there is no 3-clique containing v_2 and two chords of $\mathcal{N}_{G|\{v_1, v_2\}}$ such that v_1 crosses only of the chords of the 3-clique, there is no induced G_{\triangleleft} containing v_1 and v_2 . Further, we have $\mathcal{N}_G(v_1) \cap \mathcal{N}_G(v_6) \cap \mathcal{N}_G(v_7) = \{v_8\}$, so $\{v_1, v_6, v_7, v_8\}$ induces a G_{\triangleleft} , see Fig. 7(a). For v_3 we have that $\mathcal{N}_G(v_3) \cap \mathcal{N}_G(v_4) \cap \mathcal{N}_G(v_5) = \{v_1, v_2\}$, therefore $\{v_1, v_3, v_4, v_5\}$ and $\{v_2, v_3, v_4, v_5\}$ each induce a G_{\triangleleft} conveying the same information for our 2-SAT instance, see Fig. 7(b).

For $\text{level}_G(2)$ we have that v_2 encases no chords, v_4 directly encases $\{v_6, v_7\}$ and v_5 directly encases $\{v_6, v_7, v_8\}$. We have that $\mathcal{N}_G(v_4) \cap \mathcal{N}_G(v_5) \cap \mathcal{N}_G(v_6) \cap \mathcal{N}_G(v_7) = \{v_2\}$, therefore $\{v_2, v_4, v_5, v_6, v_7\}$ induces a G_{\triangleleft} , see Fig. 7(c). For v_4 we also have $\{v_8\} \subset \mathcal{N}_G(v_4) \cap \mathcal{N}_G(v_6) \cap \mathcal{N}_G(v_7)$, therefore $\{v_4, v_6, v_7, v_8\}$ also induces a G_{\triangleleft} . Since the information for Φ conveyed by this subgraph is also gathered from $\{v_2, v_4, v_5, v_6, v_7\}$ we do not consider it in the following. Since for v_8 there is no 3-clique containing it such that v_5 crosses only one chord of that 3-clique, there is no induced G_{\triangleleft} containing v_5 and v_8 . Note that $\{v_2, v_4, v_5, v_8\}$ doesn't induce a G_{\triangleleft} since $c_{\text{aux}}(v_2, v_8)$ is not defined as v_2 and v_8 are neither on the same level nor does v_2 directly encase v_8 .

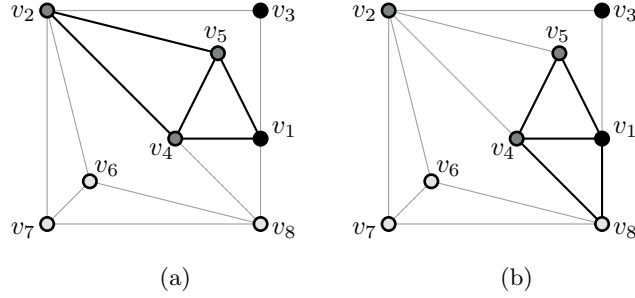


Fig. 8. The different induced G_{\square} .

Since the chords in $\text{level}_G(3)$ do not encase any chords they do not induce any additional G_{\triangleleft} .

A.2 Important Subgraph G_{\square}

Next, we consider the important subgraph G_{\square} . This subgraph consists of two 3-cliques sharing a common edge, resp. two vertices. The information we want to infer from this important subgraph for c_{aux} concerns the two non-adjacent vertices that are either in the same level or one of them directly encases the other. We consider each level and list all G_{\square} formed with chords in the adjacent level, resp. those that are directly encased, starting with the chords in $\text{level}_G(1)$.

We have that v_1 directly encases v_2 and induces a G_{\square} with $\{v_4, v_5\} \subset \mathcal{N}_G(v_1) \cap \mathcal{N}_G(v_2)$, see Figure 8(a). Since $\mathcal{N}_G(v_1) \cap \mathcal{N}_G(v_6) = \mathcal{N}_G(v_1) \cap \mathcal{N}_G(v_7) = \{v_8\}$, there is no induced G_{\square} that contains v_1 and v_6 , resp. v_7 . Since v_3 is not part of any 3-clique, there is also no induced G_{\square} containing v_3 .

For $\text{level}_G(2)$ we have that its chords form a clique, hence there is no induced G_{\square} with non-crossing chords in this level. Since v_2 does not encase any chords, it is not contained in any induced G_{\square} . For v_4 we see that $\mathcal{N}_G(v_4) \cap \mathcal{N}_G(v_6) = \mathcal{N}_G(v_4) \cap \mathcal{N}_G(v_7) = \{v_2, v_8\} \notin E(G)$ and therefore there is no induced G_{\square} containing v_4 and v_6 , resp. v_7 . A similar argument holds for v_5 and v_6 , resp. v_7 , namely $\mathcal{N}_G(v_5) \cap \mathcal{N}_G(v_6) = \mathcal{N}_G(v_5) \cap \mathcal{N}_G(v_7) = \{v_2\}$, therefore v_5 also doesn't induce a G_{\square} with v_6 , resp. v_7 . For v_8 however we have $\mathcal{N}_G(v_5) \cap \mathcal{N}_G(v_8) = \{v_1, v_4\} \in E(G)$, therefore $\{v_1, v_4, v_5, v_8\}$ induces a G_{\square} , see Figure 8(b).

The chords in $\text{level}_G(3)$ do not induce any G_{\square} .

A.3 Important Subgraph G_{\square}

The next important subgraph we consider is G_{\square} . For this important subgraph we list all chordless 4-cycles, which are fairly easy to obtain from Figure 5, and then show which of them form a G_{\square} , i.e. which of them give us information about two non-crossing chords in the same level or where one chord directly encases the other.

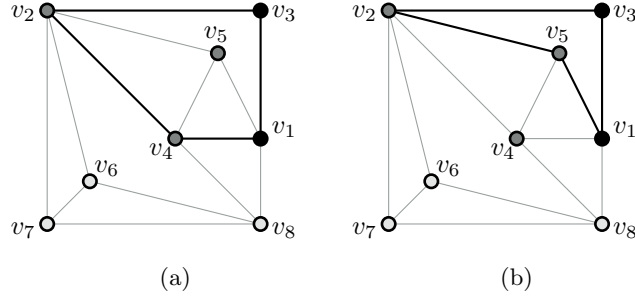


Fig. 9. The different induced G_{\square} .

The chordless cycle of length 4 are induced by $\{v_1, v_2, v_3, v_4\}$, $\{v_1, v_2, v_3, v_5\}$, $\{v_2, v_4, v_6, v_8\}$ and $\{v_2, v_4, v_7, v_8\}$. Since v_1 directly encases v_2 and v_3 directly encases $\{v_4, v_5\}$, $\{v_1, v_2, v_3, v_4\}$ and $\{v_1, v_2, v_3, v_5\}$ each form a G_{\square} , see Figure 9(a), resp. (b). Note that v_2 does not directly encase v_8 and they also do not belong to the same level, hence $\{v_2, v_4, v_6, v_8\}$ and $\{v_2, v_4, v_7, v_8\}$ induce no G_{\square} .

A.4 Important Subgraphs G_{\triangleup} and G_{\circ}

The important subgraphs G_{\triangleup} and G_{\circ} are not present in G . To see this, consider the chordless 4-cycles in G . To extend any of them to a chordless cycle C of length 5 or higher we would have to include both v_1 and v_8 , therefore there is no C such that $V(C) \subseteq \text{level}_G(i) \cup \text{level}_G(i+1)$ for any $i \in \{1, 2\}$.

B Counterexample to the Version of Unger's Thesis

In the thesis [11, p.78], the important subgraphs each are given their own specific definitions. The graph G in Figure 10 refutes the claim from Unger's thesis that states that a circle graph is 3-colorable if and only if Φ is satisfiable using the definitions from [11].

The graph is clearly not 3-colorable, since in any 3-coloring col we have $\text{col}(v_1) = \text{col}(v_2)$ and $\text{col}(v_1) = \text{col}(v_7)$ due to the subgraphs induced by $\{v_1, v_2, v_3, v_4\}$ and $\{v_1, v_7, v_8, v_{10}\}$. However, v_2 and v_7 are adjacent. In the following we also show that there exists a satisfiable formula $\Phi(\mathcal{G})$ for the family of subgraphs \mathcal{G} of G .

B.1 Important Subgraph G_{\triangleleft}

For the important subgraph G_{\triangleleft} , the definition states that the non-adjacent vertices either belong to the same level or to two adjacent ones. We first consider those G_{\triangleleft} for which the non-adjacent vertices belong to one level. Since each level contains only three chords or less, there can be no G_{\triangleleft} formed by chords that are all on the same level. Therefore, we consider G_{\triangleleft} with non-adjacent

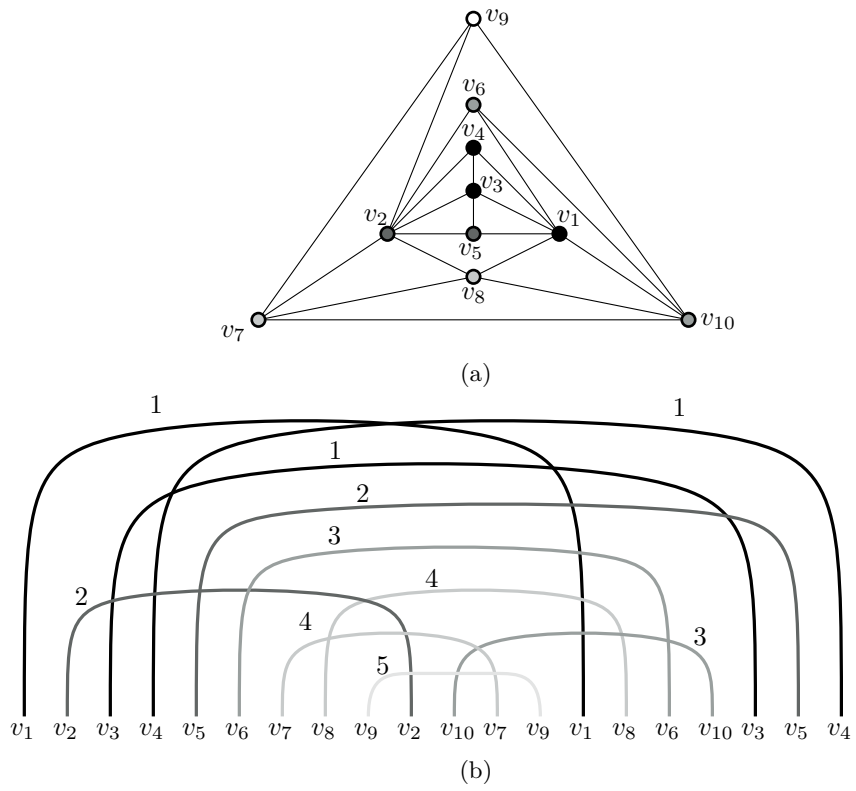


Fig. 10. Counterexample for the thesis version of important subgraphs.

vertices on two levels. For $\text{level}_G(1)$ and $\text{level}_G(2)$, it is easy to verify that no subset of $\{v_1, v_2, v_3, v_4, v_5\}$ induces a G_{\triangleleft} for which the non-adjacent vertices lying in $\text{level}_G(1) \cup \text{level}_G(2)$. For $\text{level}_G(2)$ and $\text{level}_G(3)$ we have that the vertices $\{v_3, v_5, v_1, v_6, v_{10}\}$ induce four different G_{\triangleleft} . The vertices $\{v_3, v_5, v_2, v_6\}$ also induce a G_{\triangleleft} , although the clauses contributed by this important subgraph are already included in the aforementioned induced G_{\triangleleft} .

For $\text{level}_G(3)$ and $\text{level}_G(4)$ we have that $\{v_2, v_6, v_7, v_8\}$ and $\{v_6, v_7, v_8, v_{10}\}$ each induce a G_{\triangleleft} conveying the same information, namely v_6 must have the same color as either v_7 or v_8 . Lastly, for $\text{level}_G(4)$ and $\text{level}_G(5)$ we have that no subset of these vertices induce a G_{\triangleleft} .

B.2 Important Subgraph G_{\square}

Next, we consider the important subgraph G_{\square} . These are defined such that the two non-adjacent vertices u, v either directly encase each other or both endpoints of the chord corresponding to u lie to the left (resp. right) of both endpoints of the chord corresponding to v . The pairs of non-adjacent vertices that belong to (at least) one induced G_{\square} are $\{v_1, v_2\}$, $\{v_4, v_5\}$, $\{v_1, v_7\}$, $\{v_2, v_{10}\}$, $\{v_6, v_8\}$ and $\{v_8, v_9\}$. Each of these pairs contributes one clause to Φ .

B.3 Important Subgraph G_{\square}

Observe, that every chordless 4-cycle contains the non-adjacent pairs of vertices $\{v_1, v_2\}$ or $\{v_2, v_{10}\}$. Since these two pairs are already represented by the clauses contributed by G_{\square} , which have to be set to **true**, every clause contributed by an induced G_{\square} is already satisfied.

B.4 Important Subgraphs G_{\diamond} and G_{\circ}

The important subgraphs G_{\diamond} and G_{\circ} are not present in G , since there are no induced cycles of length > 4 .

Tables 3 show the clauses we obtain from the induced important subgraph while Table 4 gives a satisfying truth assignment for Φ .

C Counterexample to Unger's Backtracking Algorithm

Consider a cycle of length 5 and a corresponding chord diagram; see Fig. 11. We show that the backtracking algorithm described by Unger can be executed such that no satisfying variable assignment is found, even though the graph is clearly 3-colorable. In this case the only important subgraph is the graph itself. We now give the clauses constructed for important subgraphs that are isomorphic to induced cycles as described in Unger's thesis [11, p. 87]. More generally, let $G = (V, E)$ with $V = \{v_1, \dots, v_k\}$ be a circle graph isomorphic to a cycle C_k

Table 3. Important subgraphs and the corresponding clauses for each of (a) G_{\triangleleft} , (b) G_{\square} , and (c) G_{\square} . For the satisfying variable assignment from Table 4 all true literals are underlined.

Important Subgraph G_{\triangleleft}	Clauses
$\{v_3, v_5, v_1, v_6\}$	$(\underline{v_5v_6} \vee v_3v_6) \wedge (\neg v_5v_6 \vee \underline{\neg v_3v_6})$
$\{v_3, v_5, v_1, v_{10}\}$	$(v_3v_{10} \vee v_5v_{10}) \wedge (\neg v_3v_{10} \vee \underline{\neg v_5v_{10}})$
$\{v_3, v_1, v_6, v_{10}\}$	$(\underline{v_3v_{10}} \vee v_3v_6) \wedge (\neg v_3v_{10} \vee \underline{\neg v_3v_6})$
$\{v_5, v_1, v_6, v_{10}\}$	$(v_5v_{10} \vee \underline{v_5v_6}) \wedge (\underline{\neg v_5v_{10}} \vee \neg v_5v_6)$
$\{v_2, v_6, v_7, v_8\}$	$(\underline{v_6v_8} \vee v_6v_7) \wedge (\neg v_6v_8 \vee \underline{\neg v_6v_7})$
$\{v_6, v_7, v_8, v_{10}\}$	$(\underline{v_6v_8} \vee v_6v_7) \wedge (\neg v_6v_8 \vee \underline{\neg v_6v_7})$

(a)

Important Subgraph G_{\square}	Clauses
$\{v_1, v_2, v_3, v_i\}$ for $i \in \{4, 5\}$	$\underline{v_1v_2}$
$\{v_1, v_7, v_i, v_j\}$ for $i \in \{2, 8\}, j \in \{8, 10\}, i \neq j$	$\underline{v_2v_7}$
$\{v_2, v_{10}, v_7, v_i\}$ for $i \in \{8, 9\}$	$\underline{v_2v_{10}}$
$\{v_4, v_5, v_3, v_i\}$ for $i \in \{1, 2\}$	$\underline{v_4v_5}$
$\{v_6, v_8, v_1, v_{10}\}$	$\underline{v_6v_8}$
$\{v_8, v_9, v_7, v_i\}$ for $i \in \{2, 10\}$	$\underline{v_8v_9}$

(b)

Important Subgraph G_{\square}	Clauses
$\{v_1, v_2, v_i, v_j\}$ for $i \in \{3, 4, 5\}, j \in \{5, 6, 8\}, i \neq j$	$\underline{v_1v_2} \vee v_iv_j$
$\{v_2, v_{10}, v_i, v_j\}$ for $i \in \{6, 8\}, j \in \{7, 8, 9\}, i \neq j$	$\underline{v_2v_{10}} \vee v_iv_j$

(c)

with $k \geq 5$ and let c_{aux} be an auxiliary coloring function for G with respect to $\mathcal{P}(G)$. The function h is recursively defined as follows:

$$\begin{aligned}
 h(v_x, v_{x+1}) &:= \mathbf{false} \text{ for } x \in \{1, 2\} && \text{and} \\
 h(v_x, v_{x+2}) &:= c_{\text{aux}}(v_x, v_{x+2}) \text{ for } x \in \{1, 2\} && \text{and} \\
 h(v_x, v_i) &= \begin{cases} h(v_x, v_{i-2}) & \text{if } c_{\text{aux}}(v_{i-2}, v_i) = \mathbf{true} \\ \neg h(v_x, v_{i-2}) \wedge \neg h(v_x, v_{i-1}) & \text{if } c_{\text{aux}}(v_{i-2}, v_i) = \mathbf{false} \end{cases}
 \end{aligned}$$

for $x \in \{1, 2\}$ and $x+3 \leq i \leq k$. Unger shows that c_{aux} is realizable for G if and only if all of the following conditions hold:

- $h(v_1, v_k) = \mathbf{false}$
- $h(v_1, v_{k-1}) = c_{\text{aux}}(v_1, v_{k-1})$
- $h(v_2, v_k) = c_{\text{aux}}(v_2, v_k)$.

Table 4. Satisfying truth assignment for the second counterexample.

True	$v_3v_{10}, v_5v_6, v_6v_8, v_7v_8, v_9v_{10}, v_2v_{11}, v_1v_2, v_4v_5, v_1v_7$
False	$v_3v_6, v_5v_{10}, v_6v_7$

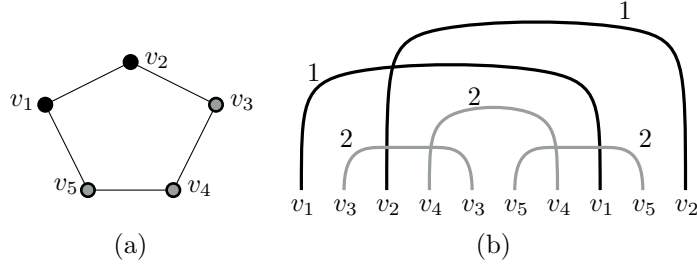


Fig. 11. Graph for which Unger's backtracking might return the wrong result.

From this we infer the following formula $\Phi(G)$ for G isomorphic to C_5 :

$$\begin{aligned}
& \underline{\neg h(v_1, v_2)} \wedge \underline{\neg h(v_2, v_3)} \wedge \underline{\neg h(v_1, v_5)} && \wedge \\
& (h(v_1, v_3) \vee \neg(v_1, v_3)) \wedge (\neg h(v_1, v_3) \vee (v_1, v_3)) && \wedge \\
& (h(v_2, v_4) \vee \neg(v_2, v_4)) \wedge (\neg h(v_2, v_4) \vee (v_2, v_4)) && \wedge \\
& (h(v_1, v_4) \vee \neg(v_1, v_4)) \wedge (\neg h(v_1, v_4) \vee (v_1, v_4)) && \wedge \\
& (h(v_2, v_5) \vee \neg(v_2, v_5)) \wedge (\neg h(v_2, v_5) \vee (v_2, v_5)) && \wedge \\
& \underline{(\neg(v_{i-2}, v_i) \vee \neg h(v_1, v_i) \vee h(v_1, v_{i-2}))} \wedge \underline{(\neg(v_{i-2}, v_i) \vee h(v_1, v_i) \vee \neg h(v_1, v_{i-2}))} && \wedge \\
& \underline{(\neg(v_{j-2}, v_j) \vee \neg h(v_2, v_j) \vee h(v_2, v_{j-2}))} \wedge \underline{(\neg(v_{j-2}, v_j) \vee h(v_2, v_j) \vee \neg h(v_2, v_{j-2}))} && \wedge \\
& \underline{((v_{i-2}, v_i) \vee \neg h(v_1, v_i) \vee \neg h(v_1, v_{i-2}))} \wedge \underline{((v_{i-2}, v_i) \vee \neg h(v_1, v_i) \vee \neg h(v_1, v_{i-1}))} && \wedge \\
& \underline{((v_{i-2}, v_i) \vee h(v_1, v_i) \vee h(v_1, v_{i-2}))} \vee \underline{h(v_1, v_{i-1})} && \wedge \\
& \underline{((v_{j-2}, v_j) \vee \neg h(v_2, v_j) \vee \neg h(v_2, v_{j-2}))} \wedge \underline{((v_{j-2}, v_j) \vee \neg h(v_2, v_j) \vee \neg h(v_2, v_{j-1}))} && \wedge \\
& \underline{((v_{j-2}, v_j) \vee h(v_2, v_j) \vee h(v_2, v_{j-2}))} \vee \underline{h(v_2, v_{j-1})} &&
\end{aligned}$$

with $i \in \{3, 4, 5\}$ and $j \in \{4, 5\}$. The clauses that are relevant to our counterexample are underlined. Since Unger does not specify an order in which the variables are assigned, we may assign values to a subset of variables in the following order:

$$\begin{aligned}
& h(v_2, v_5), h(v_1, v_4), h(v_2, v_4), h(v_1, v_3), h(v_1, v_5), h(v_2, v_3), \\
& h(v_1, v_2), (v_3, v_5), (v_2, v_4)
\end{aligned}$$

We apply the following strategy for jumping in the backtracking tree, which is also consistent with Unger's description of his backtracking algorithm. Recall, that the vertices of the backtracking tree represent variables and their child edges correspond to their truth assignments. Further, when encountering a clause

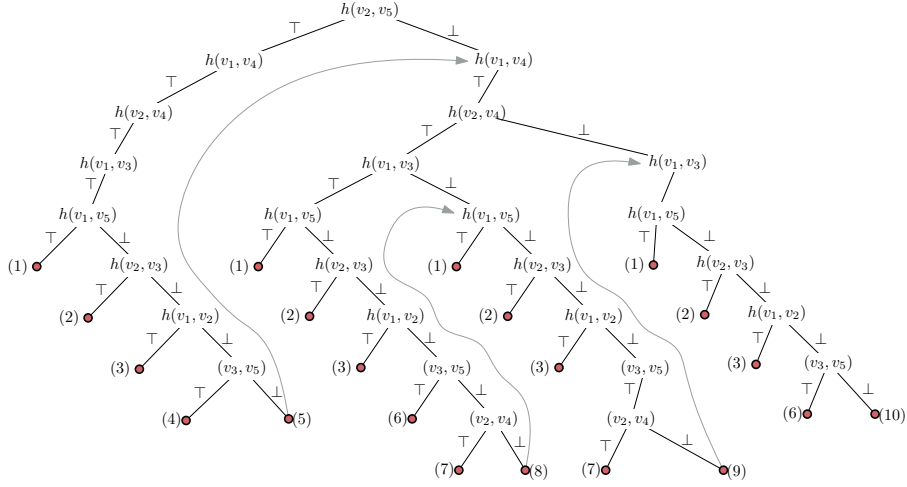


Fig. 12. Backtracking tree for C_5 .

whose literals are all set to **False** during the variable assignment, we may jump in the backtracking tree to a variable of that clause that (1) results in a literal of that clause being set to **True** by flipping its assigned value and (2) the child edge that corresponds to this new assigned value does not exist, i.e. we haven't tried both truth assignments at that vertex yet. For each variable we first set its value to **True** and check whether this assignment causes a clause to contain only **False** literals. If so, we flip the truth assignment of that variable to **False** and check, if any other clause now contains only **False** literals. If there still exists a clause whose literals are all set to **False**, we may pick a variable from that respective clause that lies on the path from the current variable to the root and is not currently set to **False**. If no such variable exists, there is no variable that satisfies properties (1) and (2) of Unger's description, and therefore the algorithm reports that the graph is not 3-colorable.

We apply this strategy to the variables listed above. The resulting backtracking tree is illustrated in Figure 12. The contradicting clauses and jumps in the backtracking tree that occur are shown in Table 5. For this specific order of variables, the algorithm runs out of variables to flip in clause (10) and therefore incorrectly reports that C_5 is not 3-colorable.

D Test Data

We evaluated Unger's backtracking algorithm on 2196 graphs ranging from 8 to 750 vertices. We generate 3-colored circle graphs by picking a random number within the range of 3 to 750 as the desired number of vertices and then inserting two endpoints of a chord representing vertex v_i into two randomly chosen distinct

Table 5. Unsatisfied clauses and jumps performed during backtracking.

Pos. in backtracking tree	Contradicting clause	Jumping to value
(1)	$\neg h(v_1, v_5)$	$h(v_1, v_5)$
(2)	$\neg h(v_2, v_3)$	$h(v_2, v_3)$
(3)	$\neg h(v_1, v_2)$	$h(v_1, v_2)$
(4)	$\neg(v_3, v_5) \vee \neg h(v_2, v_5) \vee h(v_2, v_3)$	$h(v_3, v_5)$
(5)	$(v_3, v_5) \vee \neg h(v_2, v_5) \vee \neg h(v_2, v_4)$	$h(v_2, v_5)$
(6)	$\neg(v_3, v_5) \vee \neg h(v_1, v_3) \vee h(v_1, v_5)$	(v_3, v_5)
(7)	$\neg(v_2, v_4) \vee \neg h(v_1, v_4) \vee h(v_1, v_2)$	(v_2, v_4)
(8)	$(v_2, v_4) \vee \neg h(v_1, v_3) \vee \neg h(v_1, v_4)$	$h(v_1, v_3)$
(9)	$(v_2, v_4) \vee \neg h(v_2, v_4)$	$h(v_2, v_4)$
(10)	$(v_3, v_5) \vee h(v_2, v_5) \vee h(v_2, v_3) \vee h(v_1, v_4)$	n.a.

cells of an array. If after inserting the chord v_i the graph does not contain a clique of size greater than 3 and the current coloring can be extended to v_i , i.e. there is at least one color left that is not yet used by any neighbor of v_i , v_i is kept. Otherwise it is discarded, and we repeat these steps for a new pair of randomly inserted endpoints. This is done until the desired number of vertices has been reached.