

Rate-Splitting and Sum-DoF for the K -User MISO Broadcast Channel with Mixed CSIT and Order- $(K - 1)$ Messages

Shuo Zheng*, Tong Zhang†, Jingfu Li#, Shuai Wang&, Weijie Yuan*, Gaojie Chen#, Rui Wang*

* Department of EEE, Southern University of Science and Technology, Shenzhen 518055, China

† Department of EE, Jinan University, Guangzhou 510632, China

& Shenzhen Institute of Advanced Technology, Chinese Academy of Sciences, Shenzhen 518055, China

5GIC & 6GIC, Institute for Communication Systems (ICS), University of Surrey, Guildford GU2 7XH, UK

EMAIL: zhengs2021@mail.sustech.edu.cn

Abstract—In this paper, we propose a rate-splitting design and characterize the sum-degrees-of-freedom (DoF) for the K -user multiple-input-single-output (MISO) broadcast channel with mixed channel state information at the transmitter (CSIT) and order- $(K - 1)$ messages, where mixed CSIT refers to the delayed and imperfect-current CSIT, and order- $(K - 1)$ message refers to the message desired by $K - 1$ users simultaneously. In particular, for the sum-DoF lower bound, we propose a rate-splitting scheme embedding with retrospective interference alignment. In addition, we propose a matching sum-DoF upper bound via genie signalings and extremal inequality. Opposed to existing works for $K = 2$, our results show that the sum-DoF is saturated with CSIT quality when CSIT quality thresholds are satisfied for $K > 2$.

I. INTRODUCTION

In practice, communications are always in the presence of imperfect channel state information at the transmitter (CSIT). Usually, the imperfection comes from channel feedback, channel state information (CSI) quantization, and estimation, resulting in CSIT distortion [1]–[4]. A lot of research efforts have been devoted to the study of fundamental multiplexing limits, also known as degrees-of-freedom (DoF), in the presence of imperfect CSIT [5]–[16]. The results of two important works in [6] and [7] showed that the rate-splitting is an optimal transmission method in achieving sum-DoF of the two-user multiple-input single-output (MISO) broadcast channel with imperfect-current CSIT. A following-up work considering hybrid private and common messages was presented in [8]. The authors of [9] investigated the sum-DoF for the K -user MISO broadcast channel with imperfect-current CSIT.

Aside from imperfect-current CSIT, when the wireless channel is temporally correlated and the feedback is delayed, there can be a mix of delayed and imperfect-current CSIT [10]–[16]. In the presence of mixed CSIT, the DoF region of two-user MISO broadcast channel was characterized in [10] and [11]. In particular, optimal use of delayed and imperfect current CSIT was found in [11]. For the two-user broadcast channel and interference channel, the DoF region was derived in [12]. For the two-user MIMO interference channel with delayed and imperfect current CSIT, a simplified precoding strategy was proposed in [13]. The authors of [14] obtained the DoF region of two-hop MISO broadcast channel with delayed and imperfect current CSIT. In [15], the DoF region of two-user Z MIMO interference channel with delayed and imperfect current CSIT was derived. For the K -user MISO broadcast

channel with delayed and imperfect current CSIT, the optimal transmission scheme and sum-DoF were obtained in [16], on the condition that the number of transmit antennas is not less than K . Although, the problem of the sum-DoF of the K -user MISO broadcast channel with mixed CSIT remains open for general transmit antenna settings.

In this paper, we propose a rate-splitting scheme and characterize the sum-DoF for the K -user MISO broadcast channel with mixed CSIT and order- $(K - 1)$ messages. We consider that the number of transmit antennas is arbitrary, and the messages are desired by $K - 1$ users called order- $(K - 1)$ message¹. Specifically, we propose a rate-splitting scheme embedding with retrospective interference alignment, as the sum-DoF lower bound. Besides, the matching sum-DoF upper bound is derived via genie signalings and extremal inequality. Finally, results reveal that the sum-DoF is saturated with CSIT quality when CSIT quality thresholds are satisfied for $K > 2$.

II. SYSTEM MODEL AND DEFINITION

We consider a K -user MISO broadcast channel, where one M -antenna transmitter is denoted by Tx and K single-antenna receivers are denoted by Rx₁, Rx₂, ..., Rx_K, respectively. At the time slot t , the received signal at Rx _{i} is expressed as

$$y_i(t) = \mathbf{h}_i^H(t)\mathbf{x}(t) + z_i(t), \quad i = 1, \dots, K, \quad (1)$$

where $\mathbf{h}_i^H(t) \in \mathbb{C}^{1 \times M}$ denotes the channel state information (CSI) matrix for Rx _{i} , $\mathbf{x}(t) \in \mathbb{C}^{M \times 1}$ denotes the transmitted signal subject to power constraint $\mathbb{E}(\|\mathbf{x}(t)\|^2) \leq P$, and $z_i(t) \sim \mathcal{N}_{\mathbb{C}}(0, 1)$ denotes the additive white Gaussian noise (AWGN). For convenience, we further define $\mathcal{H}(t) := [\mathbf{h}_1(t), \mathbf{h}_2(t), \dots, \mathbf{h}_K(t)]^H \in \mathbb{C}^{K \times M}$ and $\mathcal{H}^n := \{\mathcal{H}(t)\}_{t=1}^n$.

At time slot t , the historical delayed CSI \mathcal{H}^{t-1} is available at Tx. Based on this, Tx can infer an imperfect estimate of the current CSI $\hat{\mathcal{H}}(t) := \{\hat{\mathbf{h}}_i(t)\}, i = 1, 2, \dots, K$. To summarize, the channel estimate is modeled as

$$\mathbf{h}_i(t) = \hat{\mathbf{h}}_i(t) + \tilde{\mathbf{h}}_i(t), \quad i = 1, \dots, K, \quad (2)$$

where the estimation error is denoted by $\tilde{\mathbf{h}}_i(t)$. Each element of $\hat{\mathbf{h}}_i(t)$ and $\tilde{\mathbf{h}}_i(t)$ are characterized by $\mathcal{N}_{\mathbb{C}}(0, 1 - \sigma^2)$ and $\mathcal{N}_{\mathbb{C}}(0, \sigma^2)$, respectively. Furthermore, we assume that $\mathcal{H}(t)$

¹It was shown in [17] that the DoF of order-1 messages, i.e., private messages, can be recursively expressed by that by higher-order messages.

is independent of $(\mathcal{H}^{t-1}, \widehat{\mathcal{H}}^{t-1})$ when conditioned on $\widehat{\mathcal{H}}(t)$. Besides, all Rxs are assumed to know \mathcal{H}^t and $\widehat{\mathcal{H}}^t$ after the transmission completion at time slot t , where $\widehat{\mathcal{H}}^n := \{\widehat{\mathcal{H}}(t)\}_{t=1}^n$. To quantify, we define *CSIT quality metric* as

$$\alpha = - \lim_{P \rightarrow \infty} \frac{\log \sigma^2}{\log P}. \quad (3)$$

Under this definition, $\mathbb{E}[|\mathbf{h}_i^H \mathbf{p}|^2] \sim P^{-\alpha}$, where $\alpha \in [0, 1]$, if \mathbf{p} is a unit-power zero-forcing (ZF) precoding vector (i.e., $\widehat{\mathbf{h}}_i^H \mathbf{p} = 0$). $\alpha = 0$ means delayed CSIT and $\alpha \rightarrow \infty$ means perfect CSIT. The DoF is defined below.

The order- $(K-1)$ message is referred to as the message desired by $K-1$ receivers and is needless for only one receiver. Let us denote \mathcal{W}_{-i} as the order- $(K-1)$ message needless for Rx_i and $R_{-i} = \frac{\log |\mathcal{W}_{-i}|}{n}$ as the rate. The rate tuple $(R_{-1}(P), \dots, R_{-K}(P))$ is achievable if the average decoding error probability of each user tends to zero as channel uses $n \rightarrow \infty$. The capacity region $\mathcal{C}_{K-1}(P)$ is defined as the supremum of all achievable rate tuples. Thus, the DoF region \mathcal{D} is defined as

$$\mathcal{D} = \left\{ \begin{array}{l} \{d_{-1}, \dots, d_{-K}\} \in \mathbb{R}_+^K \mid \\ \{R_{-1}(P), \dots, R_{-K}(P)\} \in \mathcal{C}_{K-1}(P), \\ d_{-i} = \lim_{P \rightarrow \infty} \frac{R_{-i}(P)}{\log_2 P}, i = 1, \dots, K. \end{array} \right\}. \quad (4)$$

Accordingly, the sum-DoF is defined as $\sum_{i=1}^K d_{-i}$.

III. PROPOSED RATE-SPLITTING SCHEME

In this section, we propose a rate-splitting transmission scheme embedding with retrospective interference alignment. Furthermore, its performance serves as the sum-DoF lower bound of the K -user MISO broadcast channel with mixed CSIT and order- $(K-1)$ messages. It is noted that the proposed scheme below considers the situation $M > 1$.

A. When $\alpha \leq \frac{1}{K-1}$: *Rate-Splitting Embedding with Retrospective Interference Alignment*

First of all, we briefly review the proposed scheme. This scheme has two phases. In Phase-I, a part of data symbols are transmitted with random beamforming and a part of data symbols are transmitted with ZF beamforming. In Phase-II, interference is re-constructed and transmitted with random beamforming and a part of data symbols are transmitted with ZF beamforming. Retrospective interference alignment refers to the interference re-construction and transmission, which aligns the interference at receivers.

Next, the details of this scheme are elaborated.

1) *Phase-I (K Time Slots)*: At the time slot $t = 1, 2, \dots, K$, Tx transmits data symbols $\mathbf{s}_{-1}^{[\text{I, RD}]}(t) \in \mathbb{C}^{\min\{M, 2\}}$, $\mathbf{s}_{-1}^{[\text{I, ZF}]}(t) \in \mathbb{C}$, $\mathbf{s}_{-2}^{[\text{I, ZF}]}(t) \in \mathbb{C}$, \dots , $\mathbf{s}_{-K}^{[\text{I, ZF}]}(t) \in \mathbb{C}$. The transmitted signal at the time slot t is designed as follows:

$$\mathbf{x}(t) = \mathbf{R}(t) \mathbf{s}_{-t}^{[\text{I, RD}]}(t) + \sum_{i=1}^K \mathbf{p}_i(t) s_{-i}^{[\text{I, ZF}]}(t), \quad (5)$$

where $\mathbf{R}(t) \in \mathbb{C}^{\min\{M, 2\} \times \min\{M, 2\}}$ is a unit-power random beamformer whose items are generated randomly, $\mathbf{p}_i(t) \in$

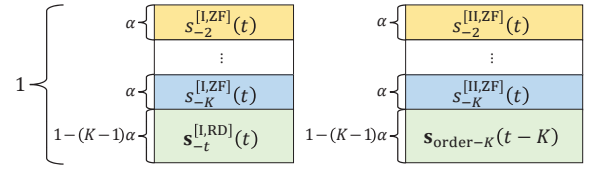


Fig. 1: Phase-I and II received signal power level at Rx_1 .

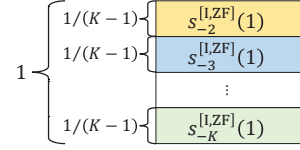


Fig. 2: Phase-I received signal power level at Rx_1 .

$\mathbb{C}^{\min\{M, 2\}}$ is a unit-power ZF beamformer that satisfies $\widehat{\mathbf{h}}_i^H(t) \mathbf{p}_i(t) = 0$. Furthermore, the power of $\mathbf{s}_{-1}^{[\text{I, RD}]}(t)$ is set as $P - P^\alpha$. The power of $s_{-i}^{[\text{I, ZF}]}(t)$ is set as $(1/K)P^\alpha$.

As such, the received signal at Rx_i is given by

$$y_i(t) = \underbrace{\mathbf{h}_i^H(t) \mathbf{R}(t) \mathbf{s}_{-t}^{[\text{I, RD}]}(t)}_{\text{denoted by } \eta_i, (1-(K-1)\alpha) \log P \text{ bits}} + \underbrace{\widetilde{\mathbf{h}}_i^H(t) \mathbf{p}_i(t) s_{-i}^{[\text{I, ZF}]}(t)}_{\sim P^0} + \sum_{j \neq i} \underbrace{\mathbf{h}_i^H(t) \mathbf{p}_j(t) s_{-j}^{[\text{I, ZF}]}(t)}_{\sim P^\alpha} + \underbrace{z_i(t)}_{\sim P^0}, \quad i = 1, \dots, K. \quad (6)$$

From the received signal, one can see that only $s_{-i}^{[\text{I, ZF}]}$ term falls into AWGN power level. At the end of this phase, the CSI matrices are returned to Tx. Please refer to Fig. 1 for the received power level at Rx_1 . From ZF parts of received signals, at each time slot of Phase-I, $K\alpha$ DoF can be achieved.

2) *Phase-II ($(K-1)$ Time Slots)*: At the very beginning of Phase-II, the interference in Phase-I at Rx_i , i.e., $\mathbf{h}_i^H(1) \mathbf{R}(1) \mathbf{s}_{-i}^{[\text{I, RD}]}(1)$, can be reconstructed at Tx. The order- K symbols are thus made by

$$\mathbf{s}_{\text{order-K}} := \begin{bmatrix} \eta_1 + \eta_2 \\ \eta_2 + \eta_3 \\ \dots \\ \eta_{K-1} + \eta_K \end{bmatrix} \in \mathbb{C}^{K-1}. \quad (7)$$

Besides, data symbols $s_{-i}^{[\text{II, ZF}]} \in \mathbb{C}, i = 1, 2, \dots, K$ are transmitted in Phase-II. The transmitted signal at the time slot $t = K+1, \dots, 2K-1$ is designed as follows:

$$\mathbf{x}(t) = \mathbf{r}(t) \mathbf{s}_{\text{order-K}}(t-K) + \sum_{i=1}^K \mathbf{p}_i(t) s_{-i}^{[\text{II, ZF}]}(t), \quad (8)$$

where $\mathbf{r}(t) \in \mathbb{C}^{\min\{M, 2\}}$ is a unit-power random beamformer whose items are generated randomly, $\mathbf{p}_i(t) \in \mathbb{C}^{\min\{M, 2\}}$ is a unit-power ZF beamformer that satisfies $\widehat{\mathbf{h}}_i^H(t) \mathbf{p}_i(t) = 0$. In addition, the power of $\mathbf{s}_{\text{order-K}}(t-K)$ is set as $P - P^\alpha$. The power of $s_{-i}^{[\text{II, ZF}]}(t)$ is set as $(1/K)P^\alpha$.

As such, the received signal at Rx_i is given by

$$y_i(t) = \underbrace{\mathbf{h}_i^H(t) \mathbf{r}(t) \mathbf{s}_{\text{order-K}}(t-K)}_{(1-(K-1)\alpha) \log P \text{ bits}} + \underbrace{\widetilde{\mathbf{h}}_i^H(t) \mathbf{p}_i(t) s_{-i}^{[\text{II, ZF}]}(t)}_{\sim P^0} + \sum_{j \neq i} \underbrace{\mathbf{h}_i^H(t) \mathbf{p}_j(t) s_{-j}^{[\text{II, ZF}]}(t)}_{\sim P^\alpha} + \underbrace{z_i(t)}_{\sim P^0}, \quad i = 1, \dots, K. \quad (9)$$

From the received signal, one can see that only $s_{-i}^{[I,ZF]}$ term falls into AWGN power level. From ZF parts of received signals, at each time slot of Phase-II, $K\alpha$ DoF can be achieved.

At the end, the decoding of random beamforming data symbols can adopt [18, Algorithm 1] using backward/forward cancellation. After that, $\frac{2K(1-(K-1)\alpha)}{2K-1}$ DoF can be achieved.

B. When $\alpha > \frac{1}{K-1}$: ZF Transmission

In this case, each receiver has no space catering random beamforming data symbols, whose decodability is ensured by retrospective interference alignment. This motivates us to design the following pure ZF transmission scheme.

This scheme only spans 1 time slot. The transmitter aims to transmit $s_{-1}^{[I,ZF]}(1) \in \mathbb{C}, \dots, s_{-K}^{[I,ZF]}(1) \in \mathbb{C}$. The transmit signal is thus designed as follows:

$$\mathbf{x}(1) = \sum_{i=1}^K \mathbf{p}_i(1) s_{-i}^{[I,ZF]}(1), \quad (10)$$

where $\mathbf{p}_i(1) \in \mathbb{C}^{\min\{M,2\}}$ is a unit-power ZF beamformer that satisfies $\hat{\mathbf{h}}_i^H(1)\mathbf{p}_i(1) = 0$. The power of $s_{-i}^{[I,ZF]}(1)$ is set as $P^{1/(K-1)}$. The received power level at Rx_i is given by

$$y_i(1) = \underbrace{\tilde{\mathbf{h}}_i^H(1)\mathbf{p}_i(1)}_{\sim P^0} s_{-i}^{[I,ZF]}(1) + \sum_{j \neq i} \underbrace{\mathbf{h}_i^H(1)\mathbf{p}_j(1)}_{\sim P^{1/(K-1)}} s_{-j}^{[I,ZF]}(1) + \underbrace{z_i(1)}_{\sim P^0}, \quad i = 1, \dots, K, \quad (11)$$

which is also illustrated in Fig. 2. It can be seen that the transmitted symbols can be decoded at each desired receiver. As such, $\frac{K}{K-1}$ sum-DoF is achieved, as each message attains $1/(K-1)$ achievable DoF.

C. Summary

The sum-DoF achieved by the proposed rate-splitting design is summarized as follows:

$$\sum_{i=1}^K d_{-i} \geq \begin{cases} \frac{K(1 + \frac{\min\{M,2\}-1}{\min\{M,2\}}\alpha)}{K-1 + \frac{1}{\min\{M,2\}}}, & \alpha \leq \frac{1}{K-1}, \\ \frac{K}{K - (\min\{M,2\} - 1)}, & \alpha > \frac{1}{K-1}. \end{cases} \quad (12)$$

It is worth mentioning that the proposed scheme is applied when $M > 1$. When $M = 1$, the sum-DoF of 1 can be trivially achieved by sending one symbol at each time slot.

IV. PROPOSED SUM-DOF CONVERSE

In this section, we construct the converse from two parts.

A. Part-I: Upper Bound with Perfect CSIT

For the K -user MISO broadcast channel with order- $(K-1)$ messages, we first provide a sum-DoF upper bound with perfect CSIT. Since the DoF of Rx_i is bounded by 1, we obtain inequalities $\sum_{i=1, i \neq k}^K d_{-i} \leq 1, \forall i$. By summing these inequalities up, the sum-DoF upper bound is given by $\sum_{i=1}^K d_{-i} \leq K/(K-1)$. When $M = 1$, the sum-DoF should

be 1. Hence, the sum-DoF upper bound with perfect CSIT is finally expressed as

$$\sum_{i=1}^K d_{-i} \leq \frac{K}{K - (\min\{M, 2\} - 1)}. \quad (13)$$

The results in (13) does not take the influence of mixed CSIT into consideration. By considering that, we derive another sum-DoF upper bound in the rest of this section.

B. Part-II: Upper Bound with Mixed CSIT

As for genie signalings, a genie provides Rx_2 with messages $\{W_{-2}, W_{-3}, \dots, W_{-K}\}$ and Rx_1 's received signals $y_1(m), \forall m \leq t$. For convenience, we denote notations $\mathbf{Y}_k^n := \{y_k(t)\}_{t=1}^n$, and $W_{[i:j]} := \{W_i, W_{i-1}, \dots, W_j\}, i \geq j$.

By employing Fano's inequality and genie signalings, we can upper bound the achievable rate R_{-1} as

$$\begin{aligned} n(R_{-1} - \mathcal{O}(1)) &\stackrel{(a)}{\leq} I(W_{-1}; y_1^n, y_2^n | W_{[-2:-K]}, \mathcal{H}^n, \hat{\mathcal{H}}^n) \\ &\stackrel{(b)}{=} \sum_{t=1}^n I(W_{-1}; y_1(t), y_2(t) | W_{[-2:-K]}, \mathbf{Y}_1^{t-1}, \mathbf{Y}_2^{t-1}, \mathcal{H}^n, \hat{\mathcal{H}}^n) \\ &\stackrel{(c)}{=} \sum_{t=1}^n \left(h(y_1(t), y_2(t) | \mathbf{U}_1(t), \mathcal{H}(t)) \right. \\ &\quad \left. - h(y_1(t), y_2(t) | W_{-1}, \mathbf{U}_1(t), \mathcal{H}(t)) \right), \quad (14) \end{aligned}$$

where $\mathbf{U}_1(t) := \{W_{[-2:-K]}, \mathbf{Y}_1^{t-1}, \mathbf{Y}_2^{t-1}, \mathcal{H}^{t-1}, \hat{\mathcal{H}}^t\}$, (a) holds by using Fano's inequality, (b) holds by using the chain rule of mutual information, and (c) holds because of the definition of mutual information and the fact that $y_1(t), y_2(t)$ are irrelevant to future states given past and current states.

Similarly, the sum of achievable rates $R_{-k}, k = 2, \dots, K$ can be bounded as

$$\begin{aligned} \sum_{k=2}^K n(R_{-k} - \mathcal{O}(1)) &\stackrel{(a)}{\leq} I(W_{[-2:-K]}; y_1^n | \mathcal{H}^n, \hat{\mathcal{H}}^n) \\ &\stackrel{(b)}{=} \sum_{t=1}^n I(W_{[-2:-K]}; y_1(t) | \mathbf{Y}_1^{t-1}, \mathcal{H}^n, \hat{\mathcal{H}}^n) \\ &\stackrel{(c)}{=} \sum_{t=1}^n \left(h(y_1(t) | \mathbf{U}_2(t), \mathcal{H}(t)) \right. \\ &\quad \left. - h(y_1(t) | W_{[-2:-K]}, \mathbf{U}_2(t), \mathcal{H}(t)) \right), \quad (15) \end{aligned}$$

where $\mathbf{U}_2(t) := \{\mathbf{Y}_1^{t-1}, \mathcal{H}^{t-1}, \hat{\mathcal{H}}^t\}$, (a) holds by using Fano's inequality, (b) holds by using the chain rule of mutual information, and (c) holds because of the definition of mutual information and the fact that $y_1(t)$ is irrelevant to future states given past and current states.

In what follows, we upper bound the weighted sum-rate given by (16), where (a) holds from (14) and (15), and (b) holds since entropy does not increase due to conditioning (i.e. $h(y_1(t) | W_{[-2:-K]}, \mathbf{Y}_2^{t-1}, \mathbf{U}_2(t), \mathcal{H}(t)) \leq h(y_1(t) | W_{[-2:-K]}, \mathbf{U}_2(t), \mathcal{H}(t))$).

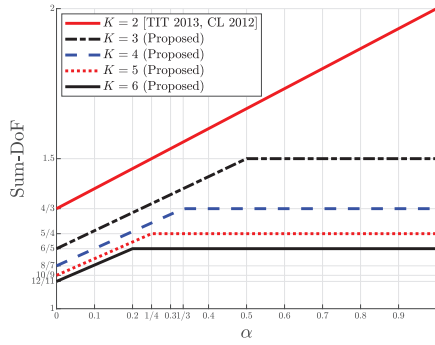


Fig. 3: Numerical sum-DoF of the K -user MISO broadcast channel with mixed CSIT and order- $(K - 1)$ messages.

Based on Lemma 1 in Appendix A, we have the upper bound of the weighted sum-rate as follows:

$$\begin{aligned} & \frac{n(R_{-1} - \mathcal{O}(1))}{\min\{M, 2\}} + \sum_{k=2}^K n(R_{-k} - \mathcal{O}(1)) \\ & \leq \frac{\min\{M, 2\} - 1}{\min\{M, 2\}} \alpha n \log P + n \log P + n\mathcal{O}(1). \end{aligned}$$

Therefore, we obtain

$$\frac{d_{-1}}{\min\{M, 2\}} + \sum_{k=2}^K d_{-k} \leq 1 + \frac{\min\{M, 2\} - 1}{\min\{M, 2\}} \alpha.$$

By permuting all possible receiver indexes, we can obtain inequalities of the outer region in (17), which are shown below.

$$\frac{d_{-i}}{\min\{M, 2\}} + \sum_{k=1, k \neq i}^K d_{-k} \leq 1 + \frac{\min\{M, 2\} - 1}{\min\{M, 2\}} \alpha, \forall i. \quad (17)$$

C. Summary

Based on results in (13) and (17), we can obtain the sum-DoF upper bound. Note that the bounds in Part-I and Part-II intersects when $K \geq 2$ and $\alpha = 1/(K - 1)$. Consequently, the complete form of sum-DoF upper bound is given by

$$\sum_{i=1}^K d_{-i} \leq \begin{cases} \frac{K(1 + \frac{\min\{M, 2\} - 1}{\min\{M, 2\}} \alpha)}{K - 1 + \frac{1}{\min\{M, 2\}}}, & \alpha \leq \frac{1}{K - 1}, \\ \frac{K}{K - (\min\{M, 2\} - 1)}, & \alpha > \frac{1}{K - 1}. \end{cases} \quad (18)$$

V. CONCLUDING REMARKS

Based on the results of Section-III and -IV, we can conclude that the sum-DoF of the K -user MISO broadcast channel with mixed CSIT is given by

$$\sum_{i=1}^K d_{-i} = \begin{cases} \frac{K(1 + \frac{\min\{M, 2\} - 1}{\min\{M, 2\}} \alpha)}{K - 1 + \frac{1}{\min\{M, 2\}}}, & \alpha \leq \frac{1}{K - 1}, \\ \frac{K}{K - (\min\{M, 2\} - 1)}, & \alpha > \frac{1}{K - 1}. \end{cases} \quad (19)$$

As illustrated in Fig. 3, our results in (19) show that opposed to existing works [10] and [11] in $K = 2$, the sum-DoF is saturated with CSIT quality when $\alpha > 1/(K - 1)$ is satisfied for $K > 2$. Besides, we proposed a DoF-optimal rate-splitting scheme with mixed CSIT, which achieves the sum-DoF.

APPENDIX A: LEMMA 1

Lemma 1. For the entropy difference term in (16), we can establish the upper bound shown below.

$$\begin{aligned} & \frac{1}{\min\{M, 2\}} h(y_1(t), y_2(t) | \mathbf{U}_1(t), \mathcal{H}(t)) \\ & \quad - h(y_1(t) | \mathbf{U}_1(t), \mathcal{H}(t)) \\ & \leq \frac{\min\{M, 2\} - 1}{\min\{M, 2\}} \alpha \log P + \mathcal{O}(1). \end{aligned} \quad (20)$$

Proof: To obtain the upper bound of the entropy difference term, we construct an optimization problem to upper bound the term, where the distribution of $\mathbf{U}_1(t)$ and $\mathbf{x}(t)$ are variables. Based on extremal inequality and [12, Lemma 3], we have the upper bound in (20). The proof of Lemma 1 is elaborated in (21), where $\mathcal{H}_{[i:j]}(t) := [\mathbf{h}_i(t), \mathbf{h}_{i+1}(t), \dots, \mathbf{h}_j(t)]^H, i \leq j, \mathbf{z}_{[i:j]}(t) := [z_i(t), z_{i+1}(t), \dots, z_j(t)]^T, i \leq j, \mathbf{K},$ and \mathbf{K}^* denote the covariance matrix of $\mathbf{x}(t)$ and the optimal \mathbf{K} , respectively. The reasons of critical steps are follows: (a) The maximization is moved inside the expectation and the resultant value is not less than the original one; (b) $\mathcal{H}(t)$ is independent of $(\mathcal{H}^{t-1}, \hat{\mathcal{H}}^{t-1})$ if conditioned on $\hat{\mathcal{H}}(t)$; (c) The maximization is divided into two parts (i.e., trace constraint and covariance matrix constraint); (d) The optimal $\mathbf{x}(t)$ should be Gaussian distributed, which is derived via extremal inequality [19]; (e) \mathbf{K}^* always satisfies $\mathbf{K}^* \succeq 0, \text{tr}(\mathbf{K}^*) \leq P$ and inner expectation only relates to $\hat{\mathcal{H}}(t)$, where $\text{tr}(\cdot)$ denotes the trace; (f) This inequality is obtained from [12, Lemma 3]. ■

REFERENCES

- [1] B. Clerckx, Y. Mao, E. A. Jorswieck, J. Yuan, D. J. Love, E. Erkip, and D. Niyato, "A primer on rate-splitting multiple access: Tutorial, myths, and frequently asked questions," *IEEE J. Sel. Areas Commun.*, vol. 41, no. 5, pp. 1265–1308, May 2023.
- [2] T. Zhang, "The DoF region of two-user MIMO broadcast channel with delayed imperfect-quality CSIT," *Electron. Lett.*, vol. 58, pp. 432–435, 2022.
- [3] K. Zhi, C. Pan, H. Ren, K. Wang, M. Elkhachan, M. D. Renzo, R. Schober, H. V. Poor, J. Wang, and L. Hanzo, "Two-timescale design for reconfigurable intelligent surface-aided massive MIMO systems with imperfect CSI," *IEEE Trans. Inf. Theory*, vol. 69, no. 5, pp. 3001–3033, May 2023.
- [4] H. Fu, S. Feng, W. Tang, and D. W. K. Ng, "Robust secure beamforming design for two-user downlink MISO rate-splitting systems," *IEEE Trans. Wireless Commun.*, vol. 19, no. 12, pp. 8351–8365, Dec 2020.
- [5] Y. Mao, O. Dizdar, B. Clerckx, R. Schober, P. Popovski, and H. V. Poor, "Rate-splitting multiple access: Fundamentals, survey, and future research trends," *IEEE Commun. Surveys Tuts.*, vol. 24, no. 4, pp. 2073–2126, Fourthquarter 2022.
- [6] C. Hao, B. Rassouli, and B. Clerckx, "Achievable DoF regions of MIMO networks with imperfect CSIT," *IEEE Trans. Inf. Theory*, vol. 63, no. 10, pp. 6587–6606, Oct 2017.
- [7] A. G. Davoodi and S. A. Jafar, "Degrees of freedom region of the (M, N1, N2) MIMO broadcast channel with partial CSIT: An application of sum-set inequalities," in *Proc. IEEE Int. Symp. Inf. Theory (ISIT)*, July 2019, pp. 1637–1641.
- [8] T. Zhang, Y. Zhuang, G. Chen, S. Wang, B. Lv, R. Wang, and P. Xiao, "Rate-splitting with hybrid messages: DoF analysis of the two-user MIMO broadcast channel with imperfect CSIT," *arXiv preprint*, 2023.
- [9] H. Joudeh and B. Clerckx, "Sum-rate maximization for linearly precoded downlink multiuser MISO systems with partial CSIT: A rate-splitting approach," *IEEE Trans. Commun.*, vol. 64, no. 11, pp. 4847–4861, Nov 2016.

$$\begin{aligned}
& \frac{n(R_{-1} - \mathcal{O}(1))}{\min\{M, 2\}} + \sum_{k=2}^K n(R_{-k} - \mathcal{O}(1)) \\
& \stackrel{(a)}{\leq} \sum_{t=1}^n \left\{ \frac{1}{\min\{M, 2\}} h(y_1(t), y_2(t)|\mathbf{U}_1(t), \mathcal{H}(t)) - \frac{1}{\min\{M, 2\}} h(y_1(t), y_2(t)|W_{-1}, \mathbf{U}_1(t), \mathcal{H}(t)) \right. \\
& \quad \left. + h(y_1(t)|\mathbf{U}_2(t), \mathcal{H}(t)) - h(y_1(t)|W_{[-2:-K]}, \mathbf{U}_2(t), \mathcal{H}(t)) \right\} \\
& = \sum_{t=1}^n \left\{ \left[\frac{1}{\min\{M, 2\}} h(y_1(t), y_2(t)|\mathbf{U}_1(t), \mathcal{H}(t)) - h(y_1(t)|W_{[-2:-K]}, \mathbf{U}_2(t), \mathcal{H}(t)) \right] \right. \\
& \quad \left. - \underbrace{\frac{1}{\min\{M, 2\}} h(y_1(t), y_2(t)|W_{-1}, \mathbf{U}_1(t), \mathcal{H}(t))}_{\mathcal{O}(1)} + \underbrace{h(y_1(t)|\mathbf{U}_2(t), \mathcal{H}(t))}_{\leq \log P} \right\} \\
& \stackrel{(b)}{\leq} \sum_{t=1}^n \left\{ \frac{1}{\min\{M, 2\}} h(y_1(t), y_2(t)|\mathbf{U}_1(t), \mathcal{H}(t)) - h(y_1(t)|W_{[-2:-K]}, \mathbf{Y}_2^{t-1}, \mathbf{U}_2(t), \mathcal{H}(t)) + \log P + \mathcal{O}(1) \right\} \\
& = \sum_{t=1}^n \left\{ \frac{1}{\min\{M, 2\}} h(y_1(t), y_2(t)|\mathbf{U}_1(t), \mathcal{H}(t)) - h(y_1(t)|\mathbf{U}_1(t), \mathcal{H}(t)) + \log P + \mathcal{O}(1) \right\}. \tag{16}
\end{aligned}$$

$$\begin{aligned}
& \frac{1}{\min\{M, 2\}} h(y_1(t), y_2(t)|\mathbf{U}_1(t), \mathcal{H}(t)) - h(y_1(t)|\mathbf{U}_1(t), \mathcal{H}(t)) \\
& \leq \max_{p(\mathbf{U}_1(t)), p(\mathbf{x}(t)|\mathbf{U}_1(t))} \left(\frac{1}{\min\{M, 2\}} h(y_1(t), y_2(t)|\mathbf{U}_1(t), \mathcal{H}(t)) - h(y_1(t)|\mathbf{U}_1(t), \mathcal{H}(t)) \right) \\
& \stackrel{(a)}{\leq} \max_{p(\mathbf{U}_1(t))} \mathbb{E}_{\mathbf{U}_1(t)} \max_{p(\mathbf{x}(t)|\mathbf{U}_1(t))} \left(\frac{1}{\min\{M, 2\}} h(y_1(t), y_2(t)|\mathbf{U}_1(t), \mathcal{H}(t)) - h(y_1(t)|\mathbf{U}_1(t), \mathcal{H}(t)) \right) \\
& = \max_{p(\mathbf{U}_1(t))} \mathbb{E}_{\mathbf{U}_1(t)} \max_{p(\mathbf{x}(t)|\mathbf{U}_1(t))} \mathbb{E}_{\mathcal{H}(t)|\mathbf{U}_1(t)} \left(\frac{1}{\min\{M, 2\}} h(y_1(t), y_2(t)|\mathbf{U}_1(t), \mathcal{H}(t)) - h(y_1(t)|\mathbf{U}_1(t), \mathcal{H}(t)) \right) \\
& \stackrel{(b)}{=} \max_{p(\mathbf{U}_1(t))} \mathbb{E}_{\mathbf{U}_1(t)} \max_{p(\mathbf{x}(t)|\mathbf{U}_1(t))} \mathbb{E}_{\mathcal{H}(t)|\hat{\mathcal{H}}(t)} \left(\frac{1}{\min\{M, 2\}} h(\mathcal{H}_{[1:2]}(t)\mathbf{x}(t) + \mathbf{z}_{[1:2]}(t)|\mathbf{U}_1(t)) - h(\mathbf{h}_1^H(t)\mathbf{x}(t) + z_1(t)|\mathbf{U}_1(t)) \right) \\
& \stackrel{(c)}{=} \max_{p(\mathbf{U}_1(t))} \mathbb{E}_{\mathbf{U}_1(t)} \max_{\substack{\mathbf{D} \succeq 0 \\ \text{tr}(\mathbf{D}) \leq P}} \max_{\substack{p(\mathbf{x}(t)|\mathbf{U}_1(t)) \\ \text{cov}(\mathbf{x}(t)|\mathbf{U}_1(t)) \preceq \mathbf{D}}} \mathbb{E}_{\mathcal{H}(t)|\hat{\mathcal{H}}(t)} \left(\frac{h(\mathcal{H}_{[1:2]}(t)\mathbf{x}(t) + \mathbf{z}_{[1:2]}(t)|\mathbf{U}_1(t))}{\min\{M, 2\}} - h(\mathbf{h}_1^H(t)\mathbf{x}(t) + z_1(t)|\mathbf{U}_1(t)) \right) \\
& \stackrel{(d)}{\leq} \max_{p(\mathbf{U}_1(t))} \mathbb{E}_{\mathbf{U}_1(t)} \max_{\substack{\mathbf{D} \succeq 0 \\ \text{tr}(\mathbf{D}) \leq P}} \max_{\mathbf{K}(t) \preceq \mathbf{D}} \mathbb{E}_{\mathcal{H}(t)|\hat{\mathcal{H}}(t)} \left(\frac{1}{\min\{M, 2\}} \log \det \left(\mathbf{I} + \mathcal{H}_{[1:2]}(t)\mathbf{K}(t)\mathcal{H}_{[1:2]}^H(t) \right) - \log \left(1 + \mathbf{h}_1^H(t)\mathbf{K}(t)\mathbf{h}_1(t) \right) \right) \\
& = \max_{p(\mathbf{U}_1(t))} \mathbb{E}_{\mathbf{U}_1(t)} \max_{\substack{\mathbf{D} \succeq 0 \\ \text{tr}(\mathbf{D}) \leq P}} \mathbb{E}_{\mathcal{H}(t)|\hat{\mathcal{H}}(t)} \left(\frac{1}{\min\{M, 2\}} \log \det \left(\mathbf{I} + \mathcal{H}_{[1:2]}(t)\mathbf{K}^*(t)\mathcal{H}_{[1:2]}^H(t) \right) - \log \left(1 + \mathbf{h}_1^H(t)\mathbf{K}^*(t)\mathbf{h}_1(t) \right) \right) \\
& \stackrel{(e)}{\leq} \mathbb{E}_{\hat{\mathcal{H}}(t)} \max_{\substack{\mathbf{D} \succeq 0 \\ \text{tr}(\mathbf{D}) \leq P}} \mathbb{E}_{\mathcal{H}(t)|\hat{\mathcal{H}}(t)} \left(\frac{1}{\min\{M, 2\}} \log \det \left(\mathbf{I} + \mathcal{H}_{[1:2]}(t)\mathbf{D}(t)\mathcal{H}_{[1:2]}^H(t) \right) - \log \left(1 + \mathbf{h}_1^H(t)\mathbf{D}(t)\mathbf{h}_1(t) \right) \right) \\
& \stackrel{(f)}{\leq} \frac{\min\{M, 2\} - 1}{\min\{M, 2\}} \alpha \log P + \mathcal{O}(1). \tag{21}
\end{aligned}$$

- [10] S. Yang, M. Kobayashi, D. Gesbert, and X. Yi, "Degrees of freedom of time correlated MISO broadcast channel with delayed CSIT," *IEEE Trans. Inf. Theory*, vol. 59, no. 1, pp. 315–328, Jan 2013.
- [11] T. Gou and S. A. Jafar, "Optimal use of current and outdated channel state information: Degrees of freedom of the MISO BC with mixed CSIT," *IEEE Commun. Lett.*, vol. 16, no. 7, pp. 1084–1087, July 2012.
- [12] X. Yi, S. Yang, D. Gesbert, and M. Kobayashi, "The degrees of freedom region of temporally correlated MIMO networks with delayed CSIT," *IEEE Trans. Inf. Theory*, vol. 60, no. 1, pp. 494–514, Jan 2014.
- [13] M. Rezaee and P. J. Schreier, "A degrees-of-freedom-achieving scheme for the temporally correlated MIMO interference channel with delayed CSIT," *IEEE Trans. Wireless Commun.*, vol. 17, no. 8, pp. 5397–5408, Aug 2018.
- [14] Z. Wang, M. Xiao, C. Wang, and M. Skoglund, "Degrees of freedom of two-hop MISO broadcast networks with mixed CSIT," *IEEE Trans. Wireless Commun.*, vol. 13, no. 12, pp. 6982–6995, Dec 2014.
- [15] K. Mohanty and M. K. Varanasi, "Degrees of freedom region of the MIMO Z-interference channel with mixed CSIT," *IEEE Commun. Lett.*, vol. 20, no. 12, pp. 2422–2425, Dec 2016.
- [16] P. de Kerret, D. Gesbert, J. Zhang, and P. Elia, "Optimal DoF of the K-user broadcast channel with delayed and imperfect current CSIT," *IEEE Trans. Inf. Theory*, vol. 66, no. 11, pp. 7056–7066, 2020.
- [17] M. A. Maddah-Ali and D. Tse, "Completely stale transmitter channel state information is still very useful," *IEEE Trans. Inf. Theory*, vol. 58, no. 7, pp. 4418–4431, July 2012.
- [18] T. Zhang, S. Wang, T. Wang, and R. Wang, "The DoF region of order-(K-1) messages for the K-user MIMO broadcast channel with delayed CSIT," in *Proc. IEEE/CIC Int. Conf. Commun. China (ICCC)*, July 2021, pp. 688–693.
- [19] T. Liu and P. Viswanath, "An extremal inequality motivated by multiterminal information-theoretic problems," *IEEE Trans. Inf. Theory*, vol. 53, no. 5, pp. 1839–1851, May 2007.