

---

# AttrSeg: Open-Vocabulary Semantic Segmentation via Attribute Decomposition-Aggregation

---

Chaofan Ma<sup>1</sup>, Yuhuan Yang<sup>1</sup>, Chen Ju<sup>1</sup>, Fei Zhang<sup>1</sup>, Ya Zhang<sup>1,2</sup>, Yanfeng Wang<sup>1,2</sup>

<sup>1</sup> Coop. Medianet Innovation Center, Shanghai Jiao Tong University

<sup>2</sup> Shanghai AI Laboratory

{chaofanma, yangyuhuan, ju\_chen, ferenas, ya\_zhang, wangyanfeng622}@sjtu.edu.cn

## Abstract

Open-vocabulary semantic segmentation is a challenging task that requires segmenting novel object categories at inference time. Recent studies have explored vision-language pre-training to handle this task, but suffer from unrealistic assumptions in practical scenarios, *i.e.*, low-quality textual category names. For example, this paradigm assumes that new textual categories will be accurately and completely provided, and exist in lexicons during pre-training. However, exceptions often happen when encountering ambiguity for brief or incomplete names, new words that are not present in the pre-trained lexicons, and difficult-to-describe categories for users. To address these issues, this work proposes a novel *attribute decomposition-aggregation* framework, **AttrSeg**, inspired by human cognition in understanding new concepts. Specifically, in the *decomposition* stage, we decouple class names into diverse attribute descriptions to complement semantic contexts from multiple perspectives. Two attribute construction strategies are designed: using large language models for common categories, and involving manually labelling for human-invented categories. In the *aggregation* stage, we group diverse attributes into an integrated global description, to form a discriminative classifier that distinguishes the target object from others. One hierarchical aggregation architecture is further proposed to achieve multi-level aggregations, leveraging the meticulously designed clustering module. The final results are obtained by computing the similarity between aggregated attributes and images embeddings. To evaluate the effectiveness, we annotate three types of datasets with attribute descriptions, and conduct extensive experiments and ablation studies. The results show the superior performance of attribute decomposition-aggregation.

## 1 Introduction

Semantic segmentation is one of the fundamental tasks in computer vision that involves partitioning an image into some semantically meaningful regions. Despite great progress has been made, existing research has mainly focuses on closed-set scenarios, where object categories remain constant during training and inference stages [50, 24]. This assumption is an oversimplification of real-life and limits its practical application. Another line of research considers a more challenging problem, that requires the vision system to handle a broader range of categories, including novel (unseen) categories during inference. This problem is referred as open-vocabulary semantic segmentation (OVSS).

To handle OVSS, vision-language pre-training (VLP) paradigm [42, 17, 49] provides a preliminary but popular idea. By leveraging language as an internal representation for visual recognition, segmentation is formulated as a similarity between a category’s textual representation and pixel-level visual representation. Following on this paradigm, recent works focus on minor improvements, *e.g.*, explore to better align vision-language modalities [52, 25, 32]. Although promising, these researches

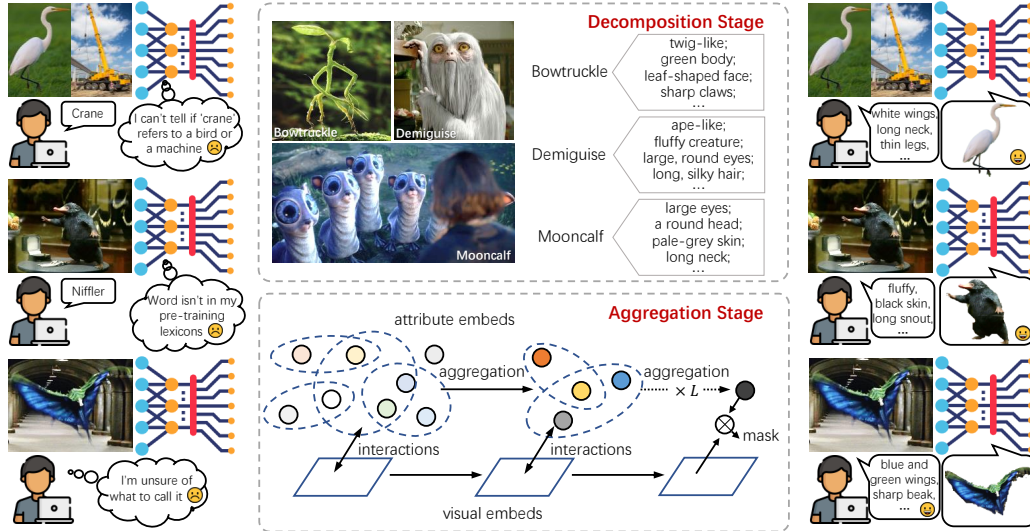


Figure 1: **Left:** Open-vocabulary semantic segmentation (OVSS) assumes the given new textual categories are accurate, complete, and exist in pre-trained lexicons. However, in real-life situations, practical uses are limited due to textual ambiguity, neologisms, and unnameability. **Middle:** We propose a novel *attribute decomposition-aggregation* framework where vanilla class names are first *decomposed* into various attribute descriptions (*decomposition stage*), and then, different attribute representations are *aggregated* hierarchically into a final class representation for further segmentations (*aggregation stage*). **Right:** Our framework successfully addresses the aforementioned issues and facilitates more practical applications of OVSS in real-world scenarios.

all maintain one unrealistic assumption in real-world scenarios, *i.e.*, the given new textual categories are accurate and complete, and exist in the pre-trained lexicons. As a result, three main issues persist. (1) **Ambiguity:** brief or incomplete names bring lexical ambiguity, posing a great challenge for semantic discriminability. (2) **Neologisms:** new words that frequently emerge may not be present in the lexicons during vision-language pre-training, preventing pre-trained language models from interpreting their semantics, let alone aligning them with images. (3) **Unnameability:** unnamed or difficult-to-describe categories, such as specialized terms, rare animal names, or specific objects, can create a labeling problem for users, adding complexity during application. The above three issues result in low-quality category comprehension, limiting the empirical segmentation performance.

To address these issues, we turn our attention to cognitive psychology when human understanding new concepts [36, 45]. For example, if a child asks how to find a flamingo in the zoo, one can explain the process by looking for its pink feathers, long neck, and more. Then by combining these answers, a child can easily recognize a flamingo. Such answers provide detailed descriptions from multiple distinct or complementary perspectives, which we refer to as diverse “*attributes*”. Compared to vanilla categories, attributes have three advantages. (1) For ambiguous categories, attributes can make up for missing context information to achieve completeness. (2) For unseen categories, they can be transformed into known attributes, easily interpreted by pre-trained language models. (3) For unnamed or indescribable categories, attributes can be used to replace in a more detailed manner. These attribute descriptions, aggregated at scale, provide a strong basis for visual recognition.

Inspired by this, we propose a novel **decomposition-aggregation framework** where vanilla class names are first *decomposed* into various attribute descriptions, and then different attribute representations are *aggregated* into a final class representation for further segmentations. Specifically, for the **decomposition stage**, our goal is to generate various attribute descriptions from coarse category names and build attributes for datasets. We propose two construction strategies: one is to generate using language models, and the other involves manually labelling. The first strategy corresponds to situations where common category names are sometimes brief or incomplete, with semantic ambiguity or insufficient discriminability. In this case, we can simply annotate attributes upon existing datasets, such as PASCAL [13, 16] and COCO [28]. The second strategy involves a newly collected dataset called “*Fantastic Beasts*”, which contains imaginal creatures and their

invented names by humans. This dataset is used to simulate situations for new words for pre-trained vision-language models, and difficult-to-describe categories for users. In the **aggregation stage**, our aim is to combine the separate attribute pieces into an integrated global description, which then serves as a classifier to differentiate the target object from others. This stage can also be viewed as the process of combining regions reflected by different attributes into a specific one, which yields the segmentation result. Since attributes describing objects may potentially contain hierarchy, we propose a hierarchical aggregation architecture to leverage this potential. A clustering module is carefully designed to aggregate attributes from different levels, and the final mask is obtained by computing similarities between the grouped attribute embeddings and the image features.

To evaluate the significance of attribute understanding for OVSS, we annotate attribute descriptions on three types of datasets, namely, PASCAL series [13, 16, 35], COCO series [28, 8], and Fantastic Beasts. Extensive experiments demonstrate the superior performance of our attribute decomposition-aggregation framework over multiple baselines and competitors. Furthermore, we performed thorough ablation studies to dissect each stage and component, both quantitatively and qualitatively.

To sum up, our contributions lie in three folds:

- We pioneer the early exploration in leveraging only the attribute descriptions for open-vocabulary segmentation, and to achieve this end, we construct detailed attributes descriptions for two types of existing datasets and one newly collected dataset Fantastic Beasts;
- We design a novel decomposition-aggregation framework that decompose class names into attribute descriptions, and then aggregate them into a final class representation;
- We conduct thorough experiments and ablations to reveal the significance of attribute decomposition-aggregation, and our model’s superior performance on all proposed datasets.

## 2 Related Work

**Vision-Language Pre-training (VLP)** aims to jointly optimize image-text embeddings with large-scale web data. Recently, some studies have further scaled up the training to form “the foundation models”, *e.g.*, CLIP [42], ALIGN [17], Florence [49], and FILIP [48]. These foundation models usually contain one visual encoder and one textual encoder, which are trained using simple noise contrastive learning for powerful cross-modal alignment. They have shown promising potential in many tasks: grounding [18, 20], detection [21, 19], and segmentation [47, 31, 51, 29]. This paper uses CLIP for OVSS, but the same technique should be applicable to other foundation models as well.

**Open-Vocabulary Semantic Segmentation (OVSS)** aims to understand images in terms of categories described by textual descriptions. Pioneering works [7, 26, 15] use generative models to synthesize visual features from word embeddings of novel categories. SPNet [46] and JoEm [4] employ a mapping process that assigns each pixel and semantic word to a joint embedding space. Recently, researchers have proposed to leverage pre-trained vision-language models (VLMs) for OVSS. OpenSeg [14] aligns region-level visual features with text embedding via region-text grounding. LSeg [25] aligns pixel-level visual embeddings with the category text embedding of CLIP. Subsequent methods like Fusioner [32], Zegformer [11], OVseg [27] and CAT-Seg [10] have thoroughly investigated the open-vocabulary capability of CLIP. However, these methods heavily rely on category names, ignoring text ambiguity, neologisms, and unnameable are common in real-world scenarios. This paper designs novel framework of attribute decomposition-aggregation to tackle these issues.

**Attribute Understanding.** Visual attributes are first studied in the traditional zero-shot learning [23, 43, 22]. With the emergence of vision-language models, the attribute understanding has developed towards a more scalable, open, and practical direction. One line of research is focused on detecting and recognizing an open set of objects, along with an open set of attributes for each object [39, 40, 5, 9]. Another line of research focus on object classification by incorporating attributes as part of text prompts, which aim to evaluate the discriminative ability of VLMs with enriched text [41, 37], or to enhance interpretability and explainability of model reasoning [34, 33]. Different from above, our work investigates attribute understanding from the perspective of open-vocabulary semantic segmentation, using a decomposition-aggregation strategy.

### 3 Method

This paper considers open-vocabulary semantic segmentation (OVSS). We start by giving the preliminary in Sec. 3.1; then we introduce our attribute decomposition-aggregation framework in Sec. 3.2; decomposition stage and aggregation stage will be detailed in Sec. 3.3 and Sec. 3.4, respectively.

#### 3.1 Problem Formulation & Preliminary

**Problem.** Given an image  $\mathcal{I} \in \mathbb{R}^{H \times W \times 3}$ , OVSS aims to train one model  $\Phi(\Theta)$  that can segment the target object according to its text description  $\mathcal{T}$ , that is, outputting one pixel-level mask  $\mathcal{M}$ :

$$\mathcal{M} = \Phi_{\text{seg}}(\mathcal{I}, \mathcal{T}; \Theta) \in \{0, 1\}^{H \times W \times 1}. \quad (1)$$

Under open-vocabulary settings, training classes  $\mathcal{C}_{\text{base}}$  and testing class  $\mathcal{C}_{\text{novel}}$  are disjoint, *i.e.*,  $\mathcal{C}_{\text{base}} \cap \mathcal{C}_{\text{novel}} = \emptyset$ . During training, image-mask pairs from the base class are provided, *i.e.*,  $\{(\mathcal{I}, \mathcal{M}) \sim \mathcal{C}_{\text{base}}\}$ ; while during testing, the model is evaluated on the disjoint novel classes, *i.e.*,  $\{\mathcal{I} \sim \mathcal{C}_{\text{novel}}\}$ .

**Vision-Language Paradigm.** To enable open-vocabulary capability, recent OVSS studies [52, 25, 32] embrace vision-language pre-trainings (VLPs), for their notable ability in cross-modal alignment. Specifically, regarding vanilla class names as textual descriptions, open-vocabulary segmentation can be achieved by measuring the similarity between class-level textual and pixel-level visual embeddings:

$$\mathcal{M} = \mathcal{F}_v * \mathcal{F}_t, \quad \mathcal{F}_v = \Phi_{\text{vis}}(\mathcal{I}) \in \mathbb{R}^{H \times W \times D}, \quad \mathcal{F}_t = \Phi_{\text{txt}}(\mathcal{T}) \in \mathbb{R}^{1 \times D}, \quad (2)$$

where  $\Phi_{\text{vis}}$  and  $\Phi_{\text{txt}}$  refer to the visual and textual encoders in VLPs. This paradigm has a fancy dream, but meets poor reality. In practice, the textual names of novel classes may potentially suffer low-quality comprehension in three aspects: (1) *Ambiguity*. Certain names exhibit lexical ambiguity, while others sometimes may be incomplete due to excessive simplification. These result in a deficiency of semantic discriminability. (2) *Neologisms*. The pre-training text corpus is inevitably limited in its coverage of vocabulary, and thus may not include certain terms that have emerged as neologisms in the real world. (3) *Unnameability*. Certain categories of entities may lack a known or easily describable name for users, particularly in cases involving specialized terminology, rare or obscure animal names, etc. These issues greatly limit the use and development of open-vocabulary segmentation.

#### 3.2 Attribute Decomposition-Aggregation Framework

To solve the above issues, we introduce one novel *attribute decomposition-aggregation* framework.

**Motivation.** Such textual semantic issues are caused by the low-quality category comprehension. We consider to *decompose* class name from multiple perspectives, such as color, shape, parts and material, etc. This forms informative *attribute* sets for the text stream. Treated as partial representations describing categories, (1) attributes can supplement missing information for incompleteness and ambiguity; (2) for new words, attributes can be transformed into known words, which can be easily interpreted by the pre-trained language model; (3) for unnamed or not easily describable categories, attributes can be used to describe them in a more detailed and accurate way. These attributes, when *aggregated* to a global description, can provide a strong basis for visual recognition.

**Framework Overview.** As illustrated in Fig. 2, given an image and a set of attributes descriptions (Sec. 3.3), we first obtain its visual and attribute embeddings (Sec. 3.4.1). Considering the potential hierarchy inside attributes, we suggest a hierarchical pipeline to progressively aggregate all given attributes embeddings into one specific token (Sec. 3.4.2). As the final grouped token represents all attributes’ information, segmentations can be acquired by computing the similarity between this token and the visual embeddings (Sec. 3.4.3). Formally,

$$\mathcal{M} = \mathcal{F}_v * \mathcal{F}_t, \quad \mathcal{F}_v = \Phi_{\text{vis}}(\mathcal{I}) \in \mathbb{R}^{H \times W \times D}, \quad \mathcal{F}_t = \Phi_{\text{aggr}} \circ \Phi_{\text{txt}} \circ \Phi_{\text{decp}}(\mathcal{T}) \in \mathbb{R}^{1 \times D}, \quad (3)$$

where  $\Phi_{\text{decp}}(\cdot)$  denotes the decomposition module that returns the set of  $n$  attributes’ textual descriptions of the target category. Note that, category names (and synonyms) are strictly *not* contained in this set.  $\Phi_{\text{aggr}}(\cdot)$  refers to the aggregation module that groups attributes into one specific embedding.

#### 3.3 Decompose: Detailed Attribute Descriptions for Class Names

In real-world scenarios, vanilla class names  $\mathcal{T}$  may be coarse-grained, ambiguous, or neologisms. Unfortunately, there is a lack of existing datasets that provide detailed attribute descriptions to offer

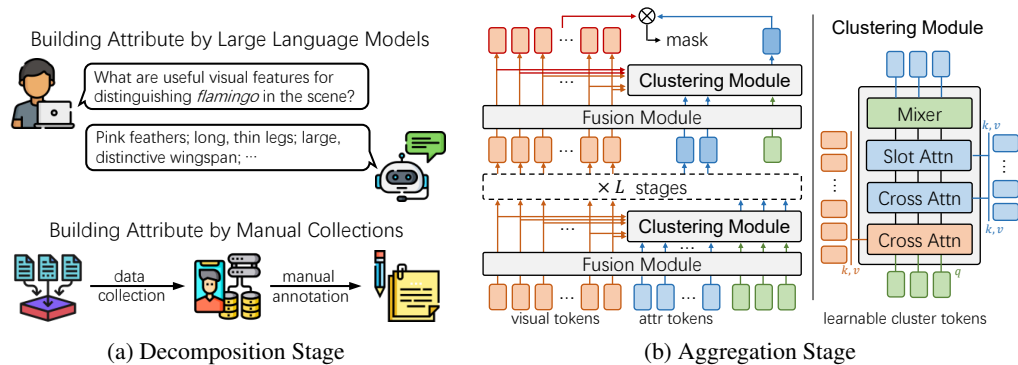


Figure 2: **Overview of Attribute Decomposition-Aggregation Framework.** (a) Decomposition stage aims to decouple vanilla class names into various attribute descriptions. We design two strategies to build attributes, *i.e.*, using LLMs and manual collections. (b) Aggregation stage aims to merge separated attribute representations into an integrated global description. We propose to hierarchically aggregate attribute tokens to one specific token in  $L$  stages. Each stage alternates a fusion module and a clustering module. Masks are generated by calculating the similarity.

informative contexts. So, we here propose two strategies to construct diverse attributes  $\mathcal{A}$ . As shown in Fig. 2a, one involves utilizing large language models, while the other relies on manual collection.

$$\mathcal{A} = \Phi_{\text{dec}}(\mathcal{T}) = \{\text{attr}_1, \text{attr}_2, \dots, \text{attr}_n\}. \quad (4)$$

### 3.3.1 Attribute Descriptions by Large Language Models

For the cases where vanilla category names are semantically coarse or ambiguous, one promising solution is to describe attributes or contexts for better discriminability. To generate such attributes, manual writing can be time-consuming and inefficient, particularly for a large number of classes. Hence, for cost-effectiveness, we turn to large language models (LLMs) [6, 38], pre-trained on large corpora of data, showing remarkable performance of semantic understanding and text generation.

More specifically, to automatically adapt LLMs to enrich class contexts, we carefully designed a set of question templates for attribute descriptions mining from various perspectives. Taking the category “flamingo” as an example, we first pose multiple questions, such as “List all attributes for distinguishing a {flamingo} in a photo” or “What are visual features of a {flamingo} in the image”. Then we prompt ChatGPT [38] to obtain answers of attribute descriptions, such as “pink feathers; long neck; thin legs; large wingspan; ...”. Finally, we filter and combine answers to form an attribute set for each category. Please refer to the supplementary materials for further details.

### 3.3.2 Attribute Descriptions by Manual Collection

In addition to the above cases, there are two common cases that require attribute descriptions. One is vanilla category names are neologisms that are unseen by LLMs and VLPs; the other is when users are not familiar with an object, so they may have difficulty naming it, especially when it comes to a rare or obscure category. Given that, existing datasets typically do not include rare or obscure vocabulary, so we manually collect a dataset of human-made objects and rare categories for simulation.

The dataset is called “**Fantastic Beasts**”, which consists of 20 categories of magical creatures from the film series of Fantastic Beasts [1, 2, 3]. We first scrap and filter the dataset images from the web, then organize fan volunteers of the film series to carefully annotate the paired masks and the category attributes. Since all these creatures and names are human inventions, they are unlikely to be learned by existing LLMs and VLPs. Some images, along with their corresponding class names and attributes, are shown in Fig. 1. Please also refer to the supplementary materials for dataset information.

### 3.3.3 Discussion

(1) **Datasets:** developing high-quality attribute datasets is a crucial contribution towards advancing the practicality of OVSS. As there are currently no existing benchmarks and evaluations, an essential first step has been made that involves annotating the attributes on top of the existing datasets such as

PASCAL and COCO, as well as manually collecting a dataset, Fantastic Beasts. (2) **Why LLMs:** thanks to the capabilities of LLMs, category attributes for existing datasets can be obtained in a scalable manner. Despite not receiving any visual input during training, LLMs can successfully imitate visual attributes since they are trained on a large corpus containing descriptions with visual knowledge. (3) **Significances:** we believe that the attribute decomposition strategy, and the produced datasets, will have a great impact on the community to further promote practical uses of OVSS.

### 3.4 Aggregate: Hierarchical Fusion for Vision-Attribute Alignments

Given image  $\mathcal{I}$  and attribute descriptions  $\mathcal{A}$ , we aim to aggregate these separate pieces of attribute embeddings *hierarchically* into one integrated global representation  $\mathcal{G}$ , with the help of visual information. Then, it can serve as a discriminative classifier to distinguish the target object.

$$\mathcal{G} = \Phi_{\text{aggr}}(\Phi_{\text{txt}}(\mathcal{A}); \Phi_{\text{vis}}(\mathcal{I})) \in \mathbb{R}^{1 \times D}. \quad (5)$$

#### 3.4.1 Vision Embeddings and Attribute Embeddings

We here adopt vision-language pre-trainings [42] as encoders and mostly consider ViT-based architectures [12], due to their good performance, and flexibility for encoding different modalities.

Given an image  $\mathcal{I} \in \mathbb{R}^{H \times W \times 3}$ , the visual embeddings  $\mathcal{V} \in \mathbb{R}^{N^v \times d}$  are extracted from the visual encoder, where  $N^v$  is the number of image tokens; and  $d$  is the channel dimension. The attribute embeddings  $\mathcal{A} \in \mathbb{R}^{N^a \times d}$  are obtained by first feeding each attribute into the text encoder separately, then concatenating all of them, where  $N^a$  is the number of attributes describing one target object.

#### 3.4.2 Hierarchical Aggregation Architecture

Attributes descriptions may potentially contain hierarchy. We propose to *hierarchically* aggregate these attributes in  $L$  stages, hoping to explicitly leveraging this potential, as shown in Fig. 2b.

**Overview.** Each stage alternates a *fusion module* and a *clustering module*. Specifically, the *fusion module* facilitates interaction between different modalities. Given these enriched representations, the following *clustering module* groups attribute tokens to fewer tokens. This procedure utilizes *learnable cluster tokens* as centers for clustering, and considers both visual and attribute information. Based on the similarity, these clustering centers can gather and merge all attributes tokens into specific groups.

Formally, for the  $l$ -th stage, we denote  $N^v$  visual tokens as  $\mathcal{V}_l \in \mathbb{R}^{N^v \times d}$ ;  $N_l^a$  attribute tokens describing one target object as  $\mathcal{A}_l \in \mathbb{R}^{N_l^a \times d}$ ; and  $N_l^g$  learnable cluster tokens for aggregation as  $\mathcal{G}_l \in \mathbb{R}^{N_l^g \times d}$ . The fusion module fuses and enriches the information globally between  $\mathcal{V}_l$ ,  $\mathcal{A}_l$ , and  $\mathcal{G}_l$ :

$$\mathcal{V}_l, \mathcal{A}_l, \mathcal{G}_l = \Psi_{\text{fuse}}^l(\mathcal{V}_l, \mathcal{A}_l, \mathcal{G}_l). \quad (6)$$

To avoid notation abuse, we still use the same notation for the output. After fusion, the  $N_l^a$  attribute tokens  $\mathcal{A}_l$  are merged and grouped to fewer  $N_{l+1}^a$  ( $N_{l+1}^a < N_l^a$ ) tokens  $\mathcal{A}_{l+1}$  through clustering:

$$\mathcal{A}_{l+1} = \Psi_{\text{cluster}}^l(\mathcal{A}_l; \mathcal{V}_l, \mathcal{G}_l) \in \mathbb{R}^{N_{l+1}^a \times d}. \quad (7)$$

Note that, the attribute tokens are grouped not only based on itself, but also depending on the visual embeddings. And the number of grouped attributes  $\mathcal{A}_{l+1}$  (output for this stage) is equal to the number of input learnable cluster tokens  $\mathcal{G}_l$  for this stage, *i.e.*,  $N_{l+1}^a = N_l^g$ .

**Fusion Module.**  $\Psi_{\text{fuse}}^l$  is flexible and adaptable to multiple network architectures. Here we use multiple transformer encoder layers as representatives, in order to effectively capture and propagate the long-range information of different modalities, by iteratively attending to each other.

**Clustering Module.** Learnable cluster tokens are used here to represent the clustering center for each grouping stage. It's unreasonable to aggregate solely based on attribute embeddings, as the visual information also plays a part in the segmentation. To better incorporate both modalities, the learnable clustering center first obtain the contextual information through vision and attribute cross attentions:

$$\mathcal{G}_l = \phi_{\text{cross-attn}}(q = \mathcal{G}_l, k = \mathcal{V}_l, v = \mathcal{V}_l), \quad \tilde{\mathcal{G}}_l = \phi_{\text{cross-attn}}(q = \mathcal{G}_l, k = \mathcal{A}_l, v = \mathcal{A}_l), \quad (8)$$

where  $\tilde{\mathcal{G}}_l \in \mathbb{R}^{N_l^g \times d}$  is the contextual centers;  $\mathcal{V}_l$  and  $\mathcal{A}_l$  are visual and attribute embeddings. By exchanging information for the visual tokens and attribute tokens respectively,  $\tilde{\mathcal{G}}_l$  has the knowledge of both modalities, providing a good prior for the subsequent processing.

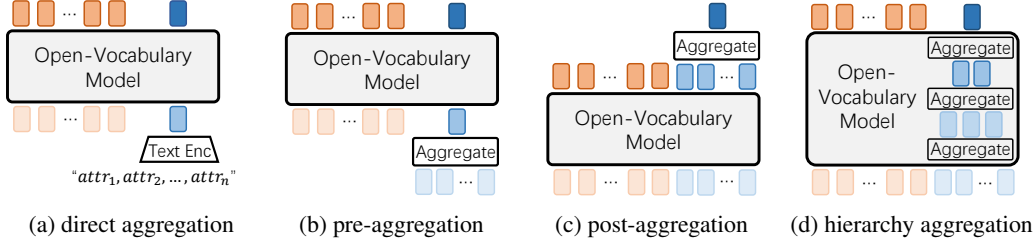


Figure 3: **Comparison between Various Aggregation Strategies.** The orange / blue colors represent visual / attribute tokens, respectively. Detailed discussions can be found in Sec. 3.4.4.

Next, we assign each attribute token to one of the contextual centers, and calculate the representation of newly grouped attributes  $\tilde{\mathcal{A}}_l$  as output. We use slot attention [30], by seeing each cluster as a slot:

$$\tilde{\mathcal{A}}_l = \phi_{\text{slot-attn}}(q = \tilde{\mathcal{G}}_l, k = \mathcal{A}_l, v = \mathcal{A}_l), \quad \mathcal{A}_{l+1} = \phi_{\text{mixer}}(\tilde{\mathcal{A}}_l + \tilde{\mathcal{G}}_l). \quad (9)$$

The final grouped attributes  $\mathcal{A}_{l+1}$  for this stage can be obtained after adding the residual to  $\tilde{\mathcal{G}}_l$ , and then updating and propagating the information between tokens through  $\phi_{\text{mixer}}$ . Here we use MLP Mixer [44] with two consecutive group-wise and channel-wise MLPs.

### 3.4.3 Mask Calculation

The total  $L$  stages aggregation gives the result of one specific token  $\mathcal{A}_{L+1} \in \mathbb{R}^{1 \times d}$ , which can be thought as condensing the collective knowledge of the provided attributes' information. Logits  $\mathcal{Y}$  can be generated by computing the similarity between the final stage visual embedding  $\mathcal{V}_{L+1}$  and  $\mathcal{A}_{L+1}$ :

$$\mathcal{Y} = \phi_{\text{sim}}(\mathcal{V}_{L+1}, \mathcal{A}_{L+1}). \quad (10)$$

The final predictions can be obtained by simply reshaping to spatial size and upsampling, then applying sigmoid with a temperature  $\tau$  and thresholding.

### 3.4.4 Discussion

The fundamental concept of aggregation strategies involves identifying one single embedding that represents all attributes. As shown in Fig. 3, we present four optional designs: “**Direct**”, “**Pre-**”, “**Post-**”, and “**Hierarchy**”, which are able to be applied to all existing open-vocabulary methods. (1) “**Direct**” involves listing all attributes in one sentence, which is then directly sent to a text encoder. The aggregated embedding is obtained from the output [CLS] token, which is subsequently fed into the open-vocabulary model for further processing. (2) In contrast to “direct”, the other three strategies feed attributes into the text encoder *separately*. “**Pre-**” first aggregates all attribute tokens into one token, which is then fed into the model similar to “direct”. (3) “**Post-**” inputs all attribute tokens together into the open-vocabulary model. The output attribute tokens of this model are further aggregated to one token. (4) “**Hierarchy**” progressively aggregates multiple tokens into one in multiple stages, as detailed in this section. In Sec. 4.1 and Sec. 4.2, we conduct comprehensive comparisons and explore the adaptability of these strategies to existing open-vocabulary models. This analysis demonstrates the universality and effectiveness of our decomposition-aggregation motivation.

## 3.5 Training and Inference

During *training*, the visual and textual encoders are kept frozen, and we uniformly sample  $N$  attributes describing the target category with replacement from the attribute set. The predicted mask is supervised by the ground truth using standard cross-entropy loss. During *inference*, the user has the flexibility to provide test images along with any number of attributes describing the object of interest. The model can then generate the corresponding segmentation mask based on this input.

## 4 Experiments

**Datasets.** We evaluate on PASCAL-5<sup>i</sup> [13, 16] COCO-20<sup>i</sup> [28] following [25, 32], and evaluate on Pascal VOC [13] and Pascal Context [35] following [11, 27, 10]. PASCAL-5<sup>i</sup> contains 20 categories

that are divided into 4 folds of 5 classes each, *i.e.*,  $\{5^i\}_{i=0}^3$ . COCO-20<sup>i</sup> is more challenging with 80 categories that are also divided into 4 folds, *i.e.*,  $\{20^i\}_{i=0}^3$ , with each fold having 20 categories. Of the four folds in the two datasets, one is used for evaluation, while the other three are used for training. PASCAL VOC is a classical dataset. We evaluate on the 1.5k validation images with 20 categories (PAS-20). PASCAL-Context contains 5k validation images. We evaluate on the most frequent used 59 classes version (PC-59). Besides, we also annotate **Fantastic Beasts**, which contains 20 categories of human invented magical creatures from the Fantastic Beasts film series [1, 2, 3]. Detailed datasets’ information can be found in the supplementary materials.

**Evaluation.** We report mean intersection-over-union (mIoU), following the recent open-vocabulary semantic segmentation (OVSS) literatures [25, 32, 11, 27, 10].

**Implementation Details.** We adopt CLIP ViT-L and ResNet101 as our backbone, and choose aggregation stages  $L = 4$ . Numbers of learnable cluster in each stage are (15, 10, 5, 1). During training, the sampled attributes  $N = 15$ . AdamW optimizer is used with CosineLRScheduler by first warm up 10 epochs from initial learning rate  $4e-6$  to  $1e-3$ , and the weight decay is set to 0.05.

#### 4.1 Comparison with the State-of-the-art

Table 1: **Evaluation on PASCAL-5<sup>i</sup> and COCO-20<sup>i</sup>**. For textual inputs, we compare “cls name” (category names) and “attr” (attributes). “direct”, “pre-”, “post-” and “hrchy” are four aggregation strategies in Sec. 3.4.4.

Model	Settings	Backbone	PASCAL-5 <sup>i</sup>					COCO-20 <sup>i</sup>				
			5 <sup>0</sup>	5 <sup>1</sup>	5 <sup>2</sup>	5 <sup>3</sup>	mIoU	20 <sup>0</sup>	20 <sup>1</sup>	20 <sup>2</sup>	20 <sup>3</sup>	mIoU
SPNet [46]	cls name	RN101	23.8	17.0	14.1	18.3	18.3	-	-	-	-	-
ZS3Net [7]	cls name	RN101	40.8	39.4	39.3	33.6	38.3	18.8	20.1	24.8	20.5	21.1
LSeg [25]	cls name	RN101	52.8	53.8	44.4	38.5	47.4	22.1	25.1	24.9	21.5	23.4
LSeg [25]	cls name	ViT-L	61.3	63.6	43.1	41.0	52.3	28.1	27.5	30.0	23.2	27.2
LSeg [25]	attr (direct)	RN101	48.6	51.2	39.7	36.2	44.0	20.9	23.6	20.8	18.4	20.9
LSeg [25]	attr (pre-)	RN101	49.1	51.4	40.9	35.9	44.3	21.7	24.5	22.0	19.6	22.0
LSeg [25]	attr (post-)	RN101	50.0	52.2	42.1	36.8	45.3	21.2	24.0	22.5	19.2	21.7
<b>AttrSeg (Ours)</b>	attr (hrchy)	RN101	52.9	55.3	45.0	43.1	49.1	27.6	28.4	26.1	22.7	26.2
<b>AttrSeg (Ours)</b>	attr (hrchy)	ViT-L	<b>61.5</b>	<b>67.5</b>	<b>46.1</b>	<b>50.5</b>	<b>56.4</b>	<b>34.8</b>	<b>32.6</b>	<b>31.6</b>	<b>24.2</b>	<b>30.8</b>

**PASCAL-5<sup>i</sup> and COCO-20<sup>i</sup>.** We compare our method on PASCAL-5<sup>i</sup> and COCO-20<sup>i</sup> with state-of-the-art OVSS models SPNet [46], ZS3Net [7] and LSeg [25]. We also compare different textual input settings for LSeg. As shown in Tab. 1, our method outperform the competitive baselines. *Note that*, heavily relying on VLP that aligns image modality with its textual class name, it is undeniable that class names hold core and most direct information. Existing open-vocabulary segmentation models are inherently bound by this characteristic, *i.e.*, adding challenges when using only attributes that describe categories from indirect perspectives for segmentation. As a representative, LSeg shows weakness when the textual inputs are attributes descriptions only. In contrast, our method demonstrates good potential for segmenting the target object described by attributes through hierarchical aggregations, even surpass the SOTA with class name input.

**PASCAL-Context and PASCAL VOC.** We also evaluate our method on PASCAL-Context (PC-59) and PASCAL VOC (PAS-20), to compare with recent state-of-the-art OVSS works Zegformer [11], OVSeg [27] and CAT-Seg [10]. They are trained on a larger dataset COCO-Stuff [8] with more classes and more images. As shown in Tab. 2, our method still demonstrates superiority. Besides, compared with our method trained on COCO-Stuff and PASCAL VOC-15, the performance increased dramatically.

Table 2: **Evaluation on PASCAL-Context (PC-59) and PASCAL VOC (PAS-20) with attributes input using RN101 backbone.**

Model	Training Data	PC-59	PAS-20
LSeg [25]	PASCAL VOC-15	24.2	44.0
Fusioner [32]	PASCAL VOC-15	25.2	44.3
<b>AttrSeg (Ours)</b>	PASCAL VOC-15	<b>29.1</b>	<b>49.1</b>
Zegformer [11]	COCO-Stuff	39.0	83.7
OVSeg [27]	COCO-Stuff	51.2	90.3
CAT-Seg [10]	COCO-Stuff	53.6	90.9
<b>AttrSeg (Ours)</b>	COCO-Stuff	<b>56.3</b>	<b>91.6</b>



Table 3: **Evaluation on Fantastic Beasts (using checkpoints transferred from PASCAL-5<sup>i</sup> and COCO-20<sup>i</sup>).** For textual inputs, we compare “cls name” (category names) and “attr” (attributes). “direct”, “pre-”, “post-” and “hrchy” are four aggregation strategies. 5<sup>i</sup> and 20<sup>i</sup> refer to the best checkpoints from the *i*<sup>th</sup> fold for evaluation.

Model	Settings	Backbone	PASCAL-5 <sup>i</sup>					COCO-20 <sup>i</sup>				
			5 <sup>0</sup>	5 <sup>1</sup>	5 <sup>2</sup>	5 <sup>3</sup>	mIoU	20 <sup>0</sup>	20 <sup>1</sup>	20 <sup>2</sup>	20 <sup>3</sup>	mIoU
LSeg [25]	cls name	RN101	<10	<10	<10	<10	<10	<10	<10	<10	<10	<10
LSeg [25]	attr (direct)	RN101	44.8	46.6	46.4	46.2	46.0	50.1	51.2	51.7	49.3	50.6
LSeg [25]	attr (pre-)	RN101	46.4	47.7	48.2	47.3	47.4	51.3	52.7	52.9	50.9	52.0
LSeg [25]	attr (post-)	RN101	46.9	48.3	48.8	47.7	47.9	52.8	52.5	52.4	51.2	52.2
<b>AttrSeg (Ours)</b>	attr (hrchy)	RN101	50.7	53.4	53.6	51.3	52.3	56.4	54.9	55.7	55.3	55.6
<b>AttrSeg (Ours)</b>	attr (hrchy)	ViT-L	<b>54.1</b>	<b>55.8</b>	<b>55.4</b>	<b>54.5</b>	<b>55.0</b>	<b>59.2</b>	<b>58.8</b>	<b>58.3</b>	<b>58.5</b>	<b>58.7</b>

**Fantastic Beasts.** We take Fantastic Beasts as an outstanding representative of the real-world that may encounter various situations like ambiguity, neologism and unnameability. To simulate real-world scenarios, we directly transfer the checkpoints of previous methods and ours trained from their corresponding datasets for evaluation. As shown in Tab. 3 and Tab. 4, our method establish a new solid baseline. The existing SOTA methods are not able to handle these scenarios when taking class name as input. Despite using CLIP [42], which implicitly aligns visual and language features to some extent, these methods performance suffers due to the presence of unfamiliar words that break this alignment. However, when decomposing into attributes and then aggregating them, the performance of these methods remarkably increase, showing significant gains with robust performance. This demonstrates the universality and effectiveness of our motivation.

## 4.2 Ablation Study

### Various Aggregation Strategies.

Here, we present a comparison of different aggregation methods, as depicted in Tab. 5. The results demonstrate that: (1) “direct” gives the poorest results, suggesting that listing all attributes in one sentence cannot provide sufficient interactions between tokens.

(2) Both the “pre-” and “post-” both exhibit improvements compared with “direct”. This may stem from the exchange of information between attribute and visual modalities within the open-vocabulary model. (3) In most cases, “Post-” performs better than “pre-”, indicating that attribute aggregation after the model can facilitate greater interactions between different modalities. (4) It is not necessarily optimal to have an excessive or insufficient number of interactions throughout the entire process. Our proposed hierarchical aggregation method accounts for the regularity that the visual component learns differently at different stages. This necessitates its attribute counterpart to possess varying hierarchy. For instance, lower stages may focus on learning low-level features, requiring more attributes that represent local regions. Conversely, higher stages may concentrate on global information, necessitating fewer high-level attributes that are semantically abstract.

**Components in Aggregation Module.** We conduct ablation studies to investigate the importance of each component in our clustering module, as illustrated in Tab. 6. The result show that (1) the full module with all components achieves the best performance. (2) Cross attention on images contribute more compared with on attributes. As the aggregation among attributes finally aims to recognize the object in the image, it’s important for the cluster tokens attending to the visual feature. (3) If no cross attentions given, the performance further degraded. This demonstrates the

Table 4: **Evaluation on Fantastic Beasts with attributes input using RN101 backbone (using checkpoints transferred from the corresponding training datasets).**

Model	Training Data	mIoU (cls)	mIoU (attr)
LSeg [25]	PASCAL VOC-15	<10	46.0
Fusioner [32]	PASCAL VOC-15	<10	46.1
<b>AttrSeg (Ours)</b>	PASCAL VOC-15	-	<b>52.3</b>
Zegformer [11]	COCO-Stuff	<20	55.7
OVSeg [27]	COCO-Stuff	<20	58.1
CAT-Seg [10]	COCO-Stuff	<20	59.4
<b>AttrSeg (Ours)</b>	COCO-Stuff	-	<b>61.9</b>

Table 5: **Effectiveness of various aggregation strategies on PASCAL-5<sup>i</sup> with RN101 backbone.**

Strat	LSeg					Ours				
	5 <sup>0</sup>	5 <sup>1</sup>	5 <sup>2</sup>	5 <sup>3</sup>	mIoU	5 <sup>0</sup>	5 <sup>1</sup>	5 <sup>2</sup>	5 <sup>3</sup>	mIoU
Direct	48.6	51.2	39.7	36.2	44.0	48.8	51.4	39.7	39.2	44.8
Pre-	49.1	51.4	40.9	35.9	44.3	49.8	52.8	41.7	40.3	46.1
Post-	50.0	52.2	42.1	36.8	45.3	50.3	53.0	42.3	41.0	46.7
Hrchy	-	-	-	-	-	<b>52.9</b>	<b>55.3</b>	<b>45.0</b>	<b>43.1</b>	<b>49.1</b>

Table 6: **Ablation of components in clustering module on PASCAL-5<sup>i</sup> with ViT-L backbone.**

Comp	Cross Attn Img	Attn Attr	Mixer	5 <sup>0</sup>	5 <sup>1</sup>	5 <sup>2</sup>	5 <sup>3</sup>	mIoU
Full	✓	✓	✓	<b>61.5</b>	<b>67.5</b>	<b>46.1</b>	<b>50.5</b>	<b>56.4</b>
Cross Attn	✗	✓	✓	59.2	65.6	44.1	47.4	54.1
	✓	✗	✓	59.6	65.8	44.4	48.6	54.6
	✗	✗	✓	58.6	65.0	42.9	46.4	53.2
Mixer Mini	✓	✓	✗	60.7	67.0	45.6	49.6	55.7
	✗	✗	✗	58.4	64.9	42.4	46.0	52.9

cross attentions on two modalities enable the learnable cluster centers match better with the correct attributes. (4) Mixer also plays a role in the bottom part of the module, as it helps to propagate and exchange information between clusters for further aggregation. (5) When neither of these is applied, only the SlotAttn is introduced, which, unsurprisingly, yields the poorest result.

#### Numbers of Decomposed Attributes.

Tab. 7 shows the results when given input numbers of attribute (#Attr) changes. As #Attr decreases, the available information diminishes, potentially resulting in an incomplete object description. In general, such a reduction in attribute quantity can lead to a significant decline in performance. However, our method demonstrates a certain level of robustness even when #Attr decreases from 15 to 10, and even 5. This resilience can be ascribed to the

fact that the attributes are randomly sampled (with repetition) from the attribute set during training. Consequently, the attributes describing a specific category do not necessarily need to be complete or highly informative for the model to generate accurate outputs.

**Numbers of Aggregation Stages.** As shown in Tab. 7, we reduce the numbers of stage (#Stage) from 5 to 2. In each stage, we attempt to aggregate to half of the tokens until there is only one left. In most cases, less aggregation stages cause deficient results, and more stages result in better performance. However, blindly increasing stages do not necessarily lead to better performance. For #Attr is 5 or 10, 5 stages aggregation lead to a decrease compared with 4 stages. A reason may be that too much aggregation operation is excessive for limited attributes, which may disrupt the hierarchy inside, thus negatively affects the result. Considering the trade-off, we choose 4 stages in our method.

#### Impact of Inaccurate/Incorrect Attributes.

In real-world scenarios, attribute decomposition may include slight noise. Our aggregation module exhibits a certain level of robustness to noise during both training and inference. (1) For *inaccurate* attributes (attributes that are not visible in a specific image, but are still related to the class, such as “four-legged” to “dog” in a dog lying down image), during training, we randomly select attributes from the attribute pool for a given class, which means that the model is trained with potentially noisy and inaccurate attributes. However, as demonstrated in Tab. 8, our model can learn to ignore these inaccurate attributes during aggregation, and instead focus on other attributes to produce correct segmentation results. (2) For *incorrect* attributes (attributes that are completely unrelated to the target class, such as “red” to “dog”), a naive approach would be to first filter the input attributes using existing VLMs, and then select the top related attributes for downstream processing. Tab. 8 assess the impact of incorrect attributes and VLM filtering on inference. The results indicate a simple VLM filtering has the effect.

#### Types of Decomposed Attributes.

We roughly categorize the decomposed attributes into four types: color, shape, parts, and others, and maintain a consistent total number of inputs. As shown in Tab. 9, all types of attributes contribute to the overall performance, highlighting the significance of attribute diversity.

## 5 Conclusion

We pioneer the early exploration in utilizing only attribute descriptions for open-vocabulary segmentation, and provide detailed attribute descriptions for two types of existing datasets and one newly collected dataset. Based on this, we propose a novel attribute decomposition-aggregation framework that first decouples class names into attribute descriptions, and then combines them into final class representations. Extensive experiments demonstrate the effectiveness of our method, showcasing its ability to achieve the state-of-the-art performance across various scenarios.

Table 7: Ablation of #Attributes inputs and #Stages on PASCAL-5<sup>i</sup> with ViT-L backbone.

#Attr	#Stage	#Tokens/Stage	5 <sup>0</sup>	5 <sup>1</sup>	5 <sup>2</sup>	5 <sup>3</sup>	mIoU
15	5	(15, 10, 5, 3, 1)	61.0	67.3	<b>46.9</b>	<b>50.7</b>	<b>56.5</b>
	4	(15, 10, 5, 1)	<b>61.5</b>	<b>67.5</b>	46.1	50.5	56.4
	3	(15, 10, 1)	60.1	66.2	44.7	48.9	55.0
	2	(15, 1)	57.8	63.5	41.9	46.4	52.4
10	5	(10, 5, 3, 2, 1)	59.4	65.8	<b>44.9</b>	49.2	54.8
	4	(10, 5, 3, 1)	<b>59.6</b>	<b>66.1</b>	44.7	<b>49.9</b>	<b>55.1</b>
	3	(10, 5, 1)	58.0	64.8	43.8	47.1	53.4
	2	(10, 1)	55.9	62.8	42.5	45.4	51.7
5	5	(5, 4, 3, 2, 1)	51.8	62.9	41.9	44.8	50.4
	4	(5, 3, 2, 1)	<b>52.4</b>	<b>63.1</b>	<b>43.7</b>	45.2	<b>51.1</b>
	3	(5, 3, 1)	52.1	62.7	43.0	<b>45.4</b>	50.8
	2	(5, 1)	49.2	61.6	42.1	44.2	49.3

Table 8: Ablation of the impact of inaccurate/incorrect attributes during decomposition, and the VLM filtering strategy.

Clean Attr	Inaccurate Attr	Incorrect Attr	VLM Filtering	mIoU
✓				59.5
✓	✓			59.1
✓	✓	✓		55.4
✓	✓	✓	✓	58.9

Table 9: Ablation of decomposed attributes’ types on Fantastic Beast with RN101 backbone.

Color	Shape	Parts	Others	mIoU
✓				30.8
✓	✓			42.5
✓	✓	✓		51.0
✓	✓	✓	✓	52.3

## 6 Acknowledgement

This work is supported by the National Key R&D Program of China (No. 2022ZD0160703), STCSM (No. 22511106101, No. 22511105700, No. 21DZ1100100), 111 plan (No. BP0719010) and National Natural Science Foundation of China (No. 62306178).

## References

- [1] Fantastic beasts and where to find them, 2016. Director: David Yates, Distributor: Warner Bros. Pictures.
- [2] Fantastic beasts: The crimes of grindelwald, 2018. Director: David Yates, Distributor: Warner Bros. Pictures.
- [3] Fantastic beasts: The secrets of dumbledore, 2022. Director: David Yates, Distributor: Warner Bros. Pictures.
- [4] Donghyeon Baek, Youngmin Oh, and Bumsu Ham. Exploiting a joint embedding space for generalized zero-shot semantic segmentation. In *Int. Conf. Comput. Vis.*, pages 9536–9545, 2021.
- [5] María Alejandra Bravo, Sudhanshu Mittal, Simon Ging, and Thomas Brox. Open-vocabulary attribute detection. *ArXiv*, abs/2211.12914, 2022.
- [6] Tom Brown, Benjamin Mann, Nick Ryder, Melanie Subbiah, Jared D Kaplan, Prafulla Dhariwal, Arvind Neelakantan, Pranav Shyam, Girish Sastry, Amanda Askell, et al. Language models are few-shot learners. *Adv. Neural Inform. Process. Syst.*, 33:1877–1901, 2020.
- [7] Maxime Bucher, Tuan-Hung Vu, Matthieu Cord, and Patrick Pérez. Zero-shot semantic segmentation. *Adv. Neural Inform. Process. Syst.*, 32, 2019.
- [8] H. Caesar, J. Uijlings, and V. Ferrari. Coco-stuff: Thing and stuff classes in context. In *IEEE Conf. Comput. Vis. Pattern Recog.*, pages 1209–1218, Los Alamitos, CA, USA, jun 2018. IEEE Computer Society.
- [9] Keyan Chen, Xiaolong Jiang, Yao Hu, Xu Tang, Yan Gao, Jianqi Chen, and Weidi Xie. Ovarnet: Towards open-vocabulary object attribute recognition. *ArXiv*, abs/2301.09506, 2023.
- [10] Seokju Cho, Heeseong Shin, Sunghwan Hong, Seungjun An, Seungjun Lee, Anurag Arnab, Paul Hongsuck Seo, and Seungryong Kim. Cat-seg: Cost aggregation for open-vocabulary semantic segmentation. *arXiv preprint arXiv:2303.11797*, 2023.
- [11] Jian Ding, Nan Xue, Gui-Song Xia, and Dengxin Dai. Decoupling zero-shot semantic segmentation. 2022.
- [12] Alexey Dosovitskiy, Lucas Beyer, Alexander Kolesnikov, Dirk Weissenborn, Xiaohua Zhai, Thomas Unterthiner, Mostafa Dehghani, Matthias Minderer, Georg Heigold, Sylvain Gelly, Jakob Uszkoreit, and Neil Houlsby. An image is worth 16x16 words: Transformers for image recognition at scale. In *Int. Conf. Learn. Represent.*, 2021.
- [13] Mark Everingham, Luc Van Gool, Christopher KI Williams, John Winn, and Andrew Zisserman. The pascal visual object classes (voc) challenge. *Int. J. Comput. Vis.*, 88(2):303–338, 2010.
- [14] Golnaz Ghiasi, Xiuye Gu, Yin Cui, and Tsung-Yi Lin. Scaling open-vocabulary image segmentation with image-level labels. In *Eur. Conf. Comput. Vis.*, pages 540–557. Springer, 2022.
- [15] Zhangxuan Gu, Siyuan Zhou, Li Niu, Zihan Zhao, and Liqing Zhang. Context-aware feature generation for zero-shot semantic segmentation. In *Proceedings of the 28th ACM International Conference on Multimedia*, pages 1921–1929, 2020.
- [16] Bharath Hariharan, Pablo Arbeláez, Lubomir Bourdev, Subhransu Maji, and Jitendra Malik. Semantic contours from inverse detectors. In *Int. Conf. Comput. Vis.*, pages 991–998. IEEE, 2011.
- [17] Chao Jia, Yinfei Yang, Ye Xia, Yi-Ting Chen, Zarana Parekh, Hieu Pham, Quoc V. Le, Yunhsuan Sung, Zhen Li, and Tom Duerig. Scaling up visual and vision-language representation learning with noisy text supervision. In *Int. Conf. Mach. Learn.*, pages 4904–4916, 2021.
- [18] Chen Ju, Tengda Han, Kunhao Zheng, Ya Zhang, and Weidi Xie. Prompting visual-language models for efficient video understanding. In *Eur. Conf. Comput. Vis.*, 2022.
- [19] Chen Ju, Zeqian Li, Peisen Zhao, Ya Zhang, Xiaopeng Zhang, Qi Tian, Yanfeng Wang, and Weidi Xie. Multi-modal prompting for low-shot temporal action localization. *arXiv preprint arXiv:2303.11732*, 2023.
- [20] Chen Ju, Haicheng Wang, Jinxiang Liu, Chaofan Ma, Ya Zhang, Peisen Zhao, Jianlong Chang, and Qi Tian. Constraint and union for partially-supervised temporal sentence grounding. *arXiv preprint arXiv:2302.09850*, 2023.
- [21] Chen Ju, Kunhao Zheng, Jinxiang Liu, Peisen Zhao, Ya Zhang, Jianlong Chang, Qi Tian, and Yanfeng Wang. Distilling vision-language pre-training to collaborate with weakly-supervised temporal action localization. In *IEEE Conf. Comput. Vis. Pattern Recog.*, 2023.

- [22] Elyor Kodirov, Tao Xiang, and Shaogang Gong. Semantic autoencoder for zero-shot learning. In *IEEE Conf. Comput. Vis. Pattern Recog.*, pages 3174–3183, 2017.
- [23] Christoph H Lampert, Hannes Nickisch, and Stefan Harmeling. Learning to detect unseen object classes by between-class attribute transfer. In *IEEE Conf. Comput. Vis. Pattern Recog.*, pages 951–958. IEEE, 2009.
- [24] Boyang Li, Fei Zhang, Longguang Wang, Yingqian Wang, Ting Liu, Zaiping Lin, Wei An, and Yulan Guo. Ddaug: Differentiable data augmentation for weakly supervised semantic segmentation. *IEEE Trans. Multimedia*, (99):1–12, 2023.
- [25] Boyi Li, Kilian Q Weinberger, Serge Belongie, Vladlen Koltun, and Rene Ranftl. Language-driven semantic segmentation. In *Int. Conf. Learn. Represent.*, 2022.
- [26] Peike Li, Yunchao Wei, and Yi Yang. Consistent structural relation learning for zero-shot segmentation. *Adv. Neural Inform. Process. Syst.*, 33:10317–10327, 2020.
- [27] Feng Liang, Bichen Wu, Xiaoliang Dai, Kunpeng Li, Yinan Zhao, Hang Zhang, Peizhao Zhang, Peter Vajda, and Diana Marculescu. Open-vocabulary semantic segmentation with mask-adapted clip. In *IEEE Conf. Comput. Vis. Pattern Recog.*, pages 7061–7070, 2023.
- [28] Tsung-Yi Lin, Michael Maire, Serge Belongie, James Hays, Pietro Perona, Deva Ramanan, Piotr Dollár, and C Lawrence Zitnick. Microsoft coco: Common objects in context. In *Eur. Conf. Comput. Vis.*, pages 740–755. Springer, 2014.
- [29] Jinxiang Liu, Yu Wang, Chen Ju, Chaofan Ma, Ya Zhang, and Weidi Xie. Annotation-free audio-visual segmentation. *Winter Conf. App. Comput. Vis.*, 2024.
- [30] Francesco Locatello, Dirk Weissenborn, Thomas Unterthiner, Aravindh Mahendran, Georg Heigold, Jakob Uszkoreit, Alexey Dosovitskiy, and Thomas Kipf. Object-centric learning with slot attention. *Adv. Neural Inform. Process. Syst.*, 33:11525–11538, 2020.
- [31] Chaofan Ma, Yuhuan Yang, Chen Ju, Fei Zhang, Jinxiang Liu, Yu Wang, Ya Zhang, and Yanfeng Wang. Diffusionseg: Adapting diffusion towards unsupervised object discovery. *arXiv preprint arXiv:2303.09813*, 2023.
- [32] Chaofan Ma, Yuhuan Yang, Yanfeng Wang, Ya Zhang, and Weidi Xie. Open-vocabulary semantic segmentation with frozen vision-language models. In *Brit. Mach. Vis. Conf.*, 2022.
- [33] Chengzhi Mao, Revant Teotia, Amrutha Sundar, Sachit Menon, Junfeng Yang, Xin Wang, and Carl Vondrick. Doubly right object recognition: A why prompt for visual rationales. *arXiv preprint arXiv:Arxiv-2212.06202*, 2022.
- [34] Sachit Menon and Carl Vondrick. Visual classification via description from large language models. In *Int. Conf. Learn. Represent.*, 2023.
- [35] Roozbeh Mottaghi, Xianjie Chen, Xiaobai Liu, Nam-Gyu Cho, Seong-Whan Lee, Sanja Fidler, Raquel Urtasun, and Alan Yuille. The role of context for object detection and semantic segmentation in the wild. In *IEEE Conf. Comput. Vis. Pattern Recog.*, pages 891–898, 2014.
- [36] Gregory L. Murphy and Douglas L. Medin. The role of theories in conceptual coherence. *Psychological review*, 92(3):289–316, 1985.
- [37] Zachary Novack, Saurabh Garg, Julian McAuley, and Zachary C Lipton. Chils: Zero-shot image classification with hierarchical label sets. *arXiv preprint arXiv:2302.02551*, 2023.
- [38] OpenAI. Chatgpt: Optimizing language models for dialogue, 2022.
- [39] Khoi Pham, Kushal Kafle, Zhe L. Lin, Zhi Ding, Scott D. Cohen, Quan Tran, and Abhinav Shrivastava. Learning to predict visual attributes in the wild. *IEEE Conf. Comput. Vis. Pattern Recog.*, pages 13013–13023, 2021.
- [40] Khoi Pham, Kushal Kafle, Zhe L. Lin, Zhihong Ding, Scott Cohen, Quan Tran, and Abhinav Shrivastava. Improving closed and open-vocabulary attribute prediction using transformers. In *Eur. Conf. Comput. Vis.*, 2022.
- [41] Sarah Pratt, Rosanne Liu, and Ali Farhadi. What does a platypus look like? generating customized prompts for zero-shot image classification. *arXiv preprint arXiv:2209.03320*, 2022.
- [42] Alec Radford, Jong Wook Kim, Chris Hallacy, Aditya Ramesh, Gabriel Goh, Sandhini Agarwal, Girish Sastry, Amanda Askell, Pamela Mishkin, Jack Clark, et al. Learning transferable visual models from natural language supervision. In *Int. Conf. Mach. Learn.*, pages 8748–8763. PMLR, 2021.
- [43] Bernardino Romera-Paredes and Philip Torr. An embarrassingly simple approach to zero-shot learning. In *Int. Conf. Mach. Learn.*, pages 2152–2161. PMLR, 2015.
- [44] Ilya O Tolstikhin, Neil Houlsby, Alexander Kolesnikov, Lucas Beyer, Xiaohua Zhai, Thomas Unterthiner, Jessica Yung, Andreas Steiner, Daniel Keysers, Jakob Uszkoreit, et al. Mlp-mixer: An all-mlp architecture for vision. *Adv. Neural Inform. Process. Syst.*, 34:24261–24272, 2021.

- [45] Edward J. Wisniewski and Bradley C. Love. Relations versus properties in conceptual combination. *Journal of Memory and Language*, 38(2):177–202, 1998.
- [46] Yongqin Xian, Subhabrata Choudhury, Yang He, Bernt Schiele, and Zeynep Akata. Semantic projection network for zero-and few-label semantic segmentation. In *IEEE Conf. Comput. Vis. Pattern Recog.*, pages 8256–8265, 2019.
- [47] Yuhuan Yang, Chaofan Ma, Chen Ju, Ya Zhang, and Yanfeng Wang. Multi-modal prototypes for open-set semantic segmentation. *arXiv preprint arXiv:2307.02003*, 2023.
- [48] Lewei Yao, Runhui Huang, Lu Hou, Guansong Lu, Minzhe Niu, Hang Xu, Xiaodan Liang, Zhenguo Li, Xin Jiang, and Chunjing Xu. Filip: Fine-grained interactive language-image pre-training. In *Int. Conf. Learn. Represent.*, 2022.
- [49] Lu Yuan, Dongdong Chen, Yi-Ling Chen, Noel Codella, Xiyang Dai, Jianfeng Gao, Houdong Hu, Xuedong Huang, Boxin Li, Chunyuan Li, et al. Florence: A new foundation model for computer vision. *arXiv preprint arXiv:2111.11432*, 2021.
- [50] Fei Zhang, Chaochen Gu, Chenyue Zhang, and Yuchao Dai. Complementary patch for weakly supervised semantic segmentation. In *Int. Conf. Comput. Vis.*, pages 7242–7251, 2021.
- [51] Fei Zhang, Tianfei Zhou, Boyang Li, Hao He, Chaofan Ma, Tianjiao Zhang, Jiangchao Yao, Ya Zhang, and Yanfeng Wang. Uncovering prototypical knowledge for weakly open-vocabulary semantic segmentation. *Adv. Neural Inform. Process. Syst.*, 2023.
- [52] Chong Zhou, Chen Change Loy, and Bo Dai. Extract free dense labels from clip. In *Eur. Conf. Comput. Vis.*, 2022.

## A PASCAL-5<sup>i</sup> and COCO-20<sup>i</sup> with Attributes

### A.1 Motivations

As we pioneer the exploration of segmentation through attributes, there is currently no existing benchmark that fulfills our requirements. To address this, we annotate attributes on widely used datasets such as PASCAL [13, 16] and COCO [28].

For training, these datasets provide representative simulation environments. They consist of image-mask-attribute pairs and are organized into well-defined folds for cross-validation. Models trained on this dataset demonstrate successful adaptation to real-world scenarios, including cases involving neologisms or unnameability. This substantiates the rationality and practicality of this environment.

For evaluation, PASCAL and COCO serve as standard benchmarks to showcase the effectiveness of our approach. Additionally, these datasets facilitate the comparison and assessment of performance against other established baselines, thereby enhancing our understanding of the field. Moreover, the attribute annotations for these datasets can simulate scenarios where vanilla category names are semantically coarse or ambiguous.

### A.2 Category Names

In Tab. 10, we provide the detailed categories split settings used in our experiments. Datasets PASCAL-5<sup>i</sup> [13, 16] and COCO-20<sup>i</sup> [28] follow the split settings proposed in LSeg [25].

Table 10: **Categories split for PASCAL-5<sup>i</sup> and COCO-20<sup>i</sup>**. Categories in each fold are for test, and classes in the rest three folds are used for training.

Dataset	fold 0	fold 1	fold 2	fold 3
PASCAL-5 <sup>i</sup>	aeroplane, bicycle, bird, boat, bottle	bus, car, cat, chair, cow	diningtable, dog, horse, motorbike, person	pottedplant, sheep, sofa, train, tvmonitor
COCO-20 <sup>i</sup>	person, aeroplane, boat, parkingmeter, dog, elephant, backpack, suitcase, sportsball, skateboard, wineglass, spoon, sandwich, hotdog, chair, diningtable, mouse, microwave, refrigerator, scissors	bicycle, bus, trafficlight, bench, horse, bear, umbrella, frisbee, kite, surfboard, cup, bowl, orange, pizza, sofa, toilet, remote, oven, book, teddybear	car, train, firehydrant, bird, sheep, zebra, handbag, skis, baseballbat, tennisracket, fork, banana, broccoli, donut, pottedplant, tvmonitor, keyboard, toaster, clock, hairdrier	motorbike, truck, stopsign, cat, cow, giraffe, tie, snowboard, baseballglove, bottle, knife, apple, carrot, cake, bed, laptop, cellphone, sink, vase, toothbrush

### A.3 Questions Templates and Prompts

To automatically adapt large language models (LLMs) as attribute description generators, below are several question templates asking LLMs:

- T1: Describe what a {category} looks like in the image.
- T2: How can you identify a {category} in the image?
- T3: What are the characteristics of a {category} in the image?
- T4: What are visual features of a {category} in the image?
- T5: List all attributes for distinguishing a {category} in a photo.

We can combine the answers for all these templates. However, the output of these questions is in a random format, so it is still needed to manually parse into clean attribute. To enable the LLMs to produce attribute descriptions in a way that does not require so much human parsing, we choose to give the desired response as the prompt. Here is an example for using the first question template (T1):

- Q: Describe what a flamingo looks like in the image.
- A: wading bird; pink or reddish color; long legs; long neck; curved beak; webbed feet; black-tipped wings; black flight feathers; pink or red eyes.
  
- Q: Describe what a {category} looks like in the image. Give me the answer in the above pattern.
- A:

where {category} is substituted for a specific class in the dataset, as mentioned in Sec. A.2. In this way, we can parse the answer automatically by split from semicolons.

## A.4 Attributes Examples

We here provide some attributes of PASCAL as an example.

```
aeroplane: ["metal body", "wings", "tail", "propellers or jet engines",  
            "propellers", "jet engines", "landing gear", "cockpit", "windows",  
            "fuselage", "control surfaces", "navigation lights"]  
  
bicycle: ["two-wheeled", "metal frame", "handlebars", "pedals", "seat",  
          "chain", "wheels", "brakes", "reflectors", "gears", "lights", "  
          kickstand"]  
  
bird: ["two wings", "two legs", "a beak", "feathers", "a tail", "  
       bright colors", "a distinctive call or song", "a curved neck", "  
       small eyes", "a pointed head", "a small body", "a pointed beak", "  
       webbed feet"]
```

## B Fanatic Beasts Datasets

### B.1 Motivations

This dataset is collected with the intention of conducting a comprehensive evaluation and simulating real-world scenarios.

Existing datasets typically lack the inclusion of rare or obscure vocabulary. To address this limitation, we manually curate a dataset comprising human-made objects and rare categories. This dataset is specifically designed to simulate two common scenarios where attribute descriptions are necessary:

**Neologisms.** Vanilla category names are new vocabularies, which are unseen by large language models (LLMs) and vision-language pre-trainings (VLPs).

**Unnameability.** Users are not familiar with an object, they may have difficulty naming it, especially when it comes to a rare or obscure category.

### B.2 Details

**Category Names and Attributes.** We collect total 27 categories of magical creatures from the film series of Fantastic Beasts, and choose 20 of them which are the least recognizable (the top 20 rarest), listed as below in alphabetical order:

```
Augurey, Billywig, Chupacabra, Diricawl, Doxy, Erumpent, Fwooper,  
Graphorn, Grindylow, Kappa, Leucrotta, Matagot, Mooncalf, Murtlap,  
Nundu, Occamy, Runespoor, Swoopingevil, Thunderbird, Zouwu
```

Attributes for each category are carefully labelled by fan volunteers of the film series, most of which have greater than 10 attributes.

**Images and Masks.** For each category, most of the categories have greater than 10 images. Most of the images are collected from the web, and some are screenshot from the films. Masks are also carefully annotated by fan volunteers of the film series, and most of the images have one corresponding mask per image. Since all these creatures and names are human inventions, they are unlikely to be learned by existing LLMs and VLPs.

### B.3 Recognizability by VLPs

To demonstrate that the VLPs are unfamiliar with the categories in our dataset, we employ CLIP [42] to classify these categories. As presented in Tab. 11, the average accuracy is only 0.11, which is significantly lower than the accuracy on other datasets reported. These findings indicate that the categories in this dataset are rare and obscure, and are not familiar to the VLPs.

Table 11: Performance of each category in Fantastic Beasts on CLIP.

Categories	Augurey	Billywig	Chupacabra	Diricawl	Doxy	Erumpent	Fwooper	Graphorn	Grindylow	Kappa	Leucorhina	Matagot	Mooncalf	Murtlap	Nundu	Occamy	Runespoor	Swoopingevil	Thunderbird	Zouwu	Average
Acc	0.20	0.11	0.22	0.17	0.17	0.09	0.10	0.07	0.15	0.08	0.00	0.00	0.07	0.00	0.00	0.00	0.16	0.17	0.25	0.10	<b>0.11</b>

#### B.4 Brief Introduction of Fantastic Beasts Film Series

The Fantastic Beasts film series is a spin-off prequel to the Harry Potter novel and film series. The series is directed by David Yates and distributed by Warner Bros. It consists of three fantasy films as of 2022:

**Fantastic Beasts and Where to Find Them (2016) [1].** The movie follows Newt Scamander, a magizoologist who travels to New York with a suitcase full of magical creatures. When some of the creatures escape, he teams up with a group of people to find them before they cause any harm.

**Fantastic Beasts: The Crimes of Grindelwald (2018) [2].** The movie follows Newt Scamander as he teams up with Albus Dumbledore to stop the dark wizard Gellert Grindelwald from raising an army of pure-blood wizards to rule over non-magical beings.

**Fantastic Beasts: The Secrets of Dumbledore (2022) [3].** The movie follows Newt Scamander as he teams up with Albus Dumbledore once again to stop the dark wizard Gellert Grindelwald from obtaining a powerful object that could destroy the world.

This movie series is a good choice for our experiments because it contains many human-invented fantastic beasts with different appearances and category names.

#### B.5 Copyright

Once this dataset is released, it will possess non-commercial licenses that are granted free-of-charge to qualified researchers, academics, and non-commercial developers for non-profit research or development purposes.

According to Digital Media Law Project and Legal Information Institute (Section 107 of the Copyright Act), the “fair use” of a copyrighted work, including such use by reproduction in copies or phonorecords or by any other means specified by that section, for purposes such as criticism, comment, news reporting, teaching (including multiple copies for classroom use), scholarship, or research, is not an infringement of copyright. We believe the collection and usage of this dataset should be considered as “fair use”.

### C Visualizations

We here show visualizations of images, predicted segmentation masks, category names, and some corresponding main attributes on Fantastic Beasts dataset, as presented in Fig. 4, Fig. 5, Fig. 6 and Fig. 7. It should be noted that our model is *not* trained on this dataset, and the shown results were evaluated using the COCO-20<sup>i</sup> checkpoints.

### D Limitations and Broader Impacts

Our model utilizes CLIP, which has been trained on images and text data collected from the Internet. As a result, the model predicts content based on the learned statistics of the training dataset, which may reflect biases present within the data, including those with negative societal impacts. Consequently, the model may generate inappropriate and inaccurate results.

Moreover, our approach employs large language models (LLMs) to generate attribute descriptions, which may potentially introduce biases if not properly regulated.






(a) **Category:** Augurey. **Main Attributes:** "greenish-black feathers", "long, sharp beak", "bird-like creature", "yellow eyes", "resembles a thin and underfed vulture"



(b) **Category:** Billywig. **Main Attributes:** "blue or green or black color", "a small, insect-like body", "a stinger on its tail", "long antennae", "spiny projections along its sides", "long, thin wings that spin rapidly"



(c) **Category:** Chupacabra. **Main Attributes:** "part-lizard", "part-homunculus", "blue or red skin", "six legs", "multiple spines", "several sharp teeth", "long tail", "round eyes", "blue markings with red rings on its body"



(d) **Category:** Diricawl. **Main Attributes:** "light blue and light pink feathers", "small, plump, flightless bird", "brown in color", "white feathers on its breast", "fluffy-feathered bird"



(e) **Category:** Doxy. **Main Attributes:** "small, fairy-like creature", "thick, black hair", "four beetle-like wings", "a pair of sharp pincers", "four arms and four legs", "two rows of teeth", "round eyes"

Figure 4: **Visualizations of Fantastic Beasts (Part 1/4).** Images, predicted segmentation masks, category names, and some corresponding main attributes are presented.



(a) **Category:** Erumpent. **Main Attributes:** "large, rhinoceros-like creature", "a thick hide", "huge, grey beast", "a large, sharp horn on its nose", "a long, rope-like tail", "roundish body", "single long horn", "thick tail"



(b) **Category:** Fwooper. **Main Attributes:** "brightly colored bird", "long, pink feathers", "plumed tail", "a crest on its head", "long antennae", "long tail", "owl-like bird", "extremely vivid plumage", "two short ear tufts"



(c) **Category:** Graphorn. **Main Attributes:** "greyish purple and mottled color", "large hulking, humped body with thick skin", "two large, sharp horns", "four powerful legs", "a thick, spiky tail", "four toes on each hooves"



(d) **Category:** Grindylow. **Main Attributes:** "small, octopus-like creature", "long tentacles with suckers", "pale-green skin", "large, bulbous eyes", "green, pointed fangs", "small pointy horns on its head"




(e) **Category:** Kappa. **Main Attributes:** "like a humanoid turtle", "water-dwelling creature", "scaly, green skin", "sharp claws and beak", "scaly monkey with webbed hands and feet", "a water-filled hollow on top of its head"

Figure 5: **Visualizations of Fantastic Beasts (Part 2/4).** Images, predicted segmentation masks, category names, and some corresponding main attributes are presented.



(a) **Category:** Leucrotta. **Main Attributes:** "body of a deer", "head of a badger", "legs of a lion", "sharp teeth and powerful jaws", "mottled brown fur", "large, cloven-hooved beast", "long, jagged antlers", "huge mouth"



(b) **Category:** Matagot. **Main Attributes:** "glowing yellow eyes", "a cat-like creature", "black fur", "big, blue eyes", "sharp teeth", "large hairless black cat-like creatures"



(c) **Category:** Mooncalf. **Main Attributes:** "large, bulging, expressive eyes", "long, spindly legs", "a round head", "smooth, pale-grey skin", "narrow legs with large hooves", "long necks", "large flat feet"



(d) **Category:** Murtlap. **Main Attributes:** "small, rodent-like creature", "a tough, rubbery hide", "long, sharp claws", "a row of spines like a sea anemone along its back", "pale pink skin", "pink or red eyes", "sharp teeth"



(e) **Category:** Nundu. **Main Attributes:** "large, ferocious feline creature", "golden fur with black spots", "large, sharp teeth", "resembles a leopard", "thick mane", "spiky fur"


Figure 6: **Visualizations of Fantastic Beasts (Part 3/4).** Images, predicted segmentation masks, category names, and some corresponding main attributes are presented.



(a) **Category:** Occamy. **Main Attributes:** "a feathered, bird-like head and wings", "serpentine body", "turquoise skin", "purple feathers", "a plumed, two-legged winged creature", "long, thin beak"




(b) **Category:** Runespoor. **Main Attributes:** "serpent-like creature", "three differently sized heads", "orange, green, and purple color on each head", "long, thin body with scales", "forked tongue", "orange and black stripes"



(c) **Category:** Swoopingevil. **Main Attributes:** "large butterfly-like creature", "head like a wolf's skull", "blue and green wings", "a long, thin body", "a sharp beak", "bat-like wings that can expand like a huge butterfly"



(d) **Category:** Thunderbird. **Main Attributes:** "large, bird-like creature", "white feathers with gold patterns", "sharp eyes", "head similar to an eagle", "possess three pairs of powerful wings", "a long, thin beak"



(e) **Category:** Zouwu. **Main Attributes:** "large, feline-like creature", "a striped, multicolored body", "a long, serpentine tail", "head of a tiger", "scraggly mane", "fangs extend and curl out of its mouth", "long sharp claws"

Figure 7: **Visualizations of Fantastic Beasts (Part 4/4).** Images, predicted segmentation masks, category names, and some corresponding main attributes are presented.