

Quantum Thermodynamics: Inside-Outside Perspective

Jiayang Zhou, Anqi Li, and Michael Galperin*

Department of Chemistry & Biochemistry, University of California San Diego, La Jolla, CA 92093, USA

We introduce an energy-resolved variant of quantum thermodynamics for open systems strongly coupled to their baths. The approach generalizes the Landauer-Buttiker inside-outside duality method [Phys. Rev. Lett. **120**, 107701 (2018)] to interacting systems subjected to arbitrary external driving. It is consistent with the underlying dynamical quantum transport description and is capable of overcoming limitations of the only other consistent approach [New J. Phys. **12**, 013013 (2010)]. We illustrate viability of the generalized inside-outside method with numerical simulations for generic junction models.

Introduction. Construction of quantum molecular devices became a reality due to the advancement of experimental techniques at nanoscale^{1–4}. This development poses a challenge to theory making thermodynamic formulation at nanoscale important from both fundamental and applicational perspectives. Indeed, besides purely academic interest, such formulation is at the heart of any efficiency estimate of thermoelectric nano-devices^{5–12}. Existing theories rely on figure of merit concept which stems from classical macroscopic formulation. It is restricted to equilibrium considerations (linear response) and completely disregards quantum fluctuations.

Significant progress was achieved in theoretical formulations of quantum thermodynamics for systems weakly coupled to their baths. Analogs of traditional thermodynamics which focuses on average system characteristics as well as considerations of quantum fluctuations (thermodynamic fluctuation theorems) are available in the literature^{13,14}.

In nanoscale devices, molecule usually forms a covalent bond with contacts on at least one of its interfaces which results in hybridization of molecular states with those of the contacts. This appears as system-bath interaction of a strength comparable to energy of the isolated system. Therefore, thermodynamic formulation of systems strongly coupled to their baths (i.e. situation where energy of system-bath interaction cannot be disregarded) becomes a practical necessity. Contrary to weakly coupled situation, thermodynamic formulations for strongly coupled systems are still at their infancy with most of discussion focused on formulations involving system averages. Only a few publications on steady-state regime considered quantum fluctuations in such systems¹⁵, while fluctuation theorems formulated so far were shown to be violated in strongly coupled systems¹⁶.

Here, we focus on thermodynamic theory of averages for systems strongly coupled to their baths keeping in mind that for future attempts of stochastic thermodynamic formulation for strongly coupled systems one of the guiding principles of the formulation should be consistency between thermodynamic and microscopic dynamical descriptions¹⁷. As far as we know, only one consistent thermodynamic formulation is available in the literature today. It postulates the von Neumann entropy expression for reduced density matrix of the system as proper

thermodynamics entropy. The approach was originally proposed in Refs. 18–20 and later used in a number of studies^{21–24}. The formulation guarantees that in a thermodynamic process which starts from decoupled system and baths entropy production is positive (i.e. integrated form of the second law of thermodynamics is satisfied) while entropy production rate is non-monotonic (i.e. differential form of the second law is not guaranteed)²⁰. When a thermodynamic process does not start from the decoupled state, the second law is not guaranteed in any form.

We argued²⁴ that the deficiency of this von Neumann formulation is due to its neglect of energy resolution in system entropy: the von Neumann expression operates with reduced density matrix, which is a time-local (integrated in energy) object. Here, we introduce a general energy-resolved thermodynamic formulation for systems strongly coupled to their baths which is consistent with underlying microscopic dynamics. This is done by employing nonequilibrium Green's function method in reformulating the inside-outside approach in Ref. 25 originally developed for noninteracting systems under adiabatic driving. We extend the theory to interacting systems under arbitrary driving. The resulting formulation is capable of overcoming limitations of the von Neumann formulation in Ref. 20.

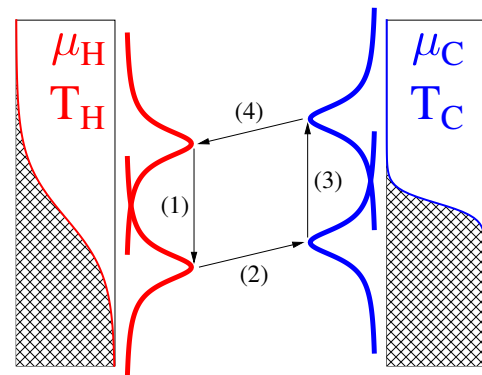


FIG. 1: (Color online) Sketch of the Carnot cycle in the resonant level junction model.

Model. First, we introduce a generic model of open quantum system and mention several concepts from its microscopic dynamics (quantum transport) description which will be necessary for thermodynamic formulation.

We consider a system S strongly coupled to a number of baths $\{B\}$ and subjected to arbitrary external driving applied to the system and system-baths couplings. Hamiltonian of the model is

$$\hat{H}(t) = \hat{H}_S(t) + \sum_B \left(\hat{H}_B + \hat{V}_{SB}(t) \right) \quad (1)$$

where Hamiltonian of the system $\hat{H}_S(t)$ contains any intra-system interactions, and

$$\begin{aligned} \hat{H}_B &= \sum_{k,\alpha \in B} \varepsilon_{k\alpha} \hat{c}_{k\alpha}^\dagger \hat{c}_{k\alpha} \\ \hat{V}_{SB}(t) &= \sum_{m \in S} \sum_{k,\alpha \in B} \left(V_{m,k\alpha}(t) \hat{d}_m^\dagger \hat{c}_k + \text{H.c.} \right) \end{aligned} \quad (2)$$

describe bath B and its coupling to the system. Here, \hat{d}_m^\dagger (\hat{d}_m) and $\hat{c}_{k\alpha}^\dagger$ ($\hat{c}_{k\alpha}$) creates (annihilates) an electron in orbital m of the system S and state k in channel α of the bath B , respectively.

For description of the system microscopic dynamics we employ the nonequilibrium Green's function (NEGF) method^{26,27}, which is routinely employed in quantum transport formulations for open nanoscale systems. Thermodynamic formulation below requires several basic concepts of the quantum transport theory. In particular, we utilize the single-particle Green's function defined on the Keldysh contour,

$$G_{m_1 m_2}(\tau_1, \tau_2) \equiv -i \langle T_c \hat{d}_{m_1}(\tau_1) \hat{d}_{m_2}^\dagger(\tau_2) \rangle \quad (3)$$

(here and below $e = k_B = \hbar = 1$), and expressions for particle $I_B^N(t)$ and energy $I_B^E(t)$ fluxes at the interface with bath B ^{28,29}

$$\begin{aligned} I_B^N(t) &= \sum_{\alpha \in B} \int \frac{dE}{2\pi} i_\alpha(t, E) \\ I_B^E(t) &= \sum_{\alpha \in B} \int \frac{dE}{2\pi} E i_\alpha(t, E) \end{aligned} \quad (4)$$

Here,

$$\begin{aligned} i_\alpha(t, E) &\equiv -2 \text{Im} \sum_{m, m_1 \in S} \int_{-\infty}^t dt_1 e^{-iE(t_1-t)} \\ &\times 2\pi \rho_\alpha(E) V_{m_1, \alpha}(E, t_1) V_{\alpha, m}(E, t) \\ &\times \left(G_{m m_1}^<(t, t_1) + f_\alpha(E) G_{m m_1}^r(t, t_1) \right) \end{aligned} \quad (5)$$

is the unitless energy-resolved particle flux in channel α , T_c is the contour ordering operator, $f_\alpha(E)$ is the Fermi-Dirac distribution in channel α , $<$ and r are the lesser and retarded projections of the system Green's function (3), $\rho_\alpha(E)$ is the density of states in channel α , and

$V_{m, k\alpha}(t) = V_{m, \alpha}(\varepsilon_{k\alpha}, t)$. Finally, we use expression for heat flux $\dot{Q}_B(t)$ from the quantum transport theory¹⁵

$$\dot{Q}_B(t) = \sum_{\alpha \in B} \int \frac{dE}{2\pi} (E - \mu_B) i_\alpha(t, E) \quad (6)$$

With these definitions we are ready to discuss thermodynamic formulation for systems strongly coupled to their baths.

Quantum thermodynamics. For systems strongly coupled to their baths the main problem is formulation of the second law of thermodynamics in terms of quantities used in dynamical description (fluxes and populations of states). Differential form of the second law is

$$\frac{d}{dt} S(t) = \sum_B \beta_B \dot{Q}_B(t) + \dot{S}_i(t) \quad \dot{S}_i(t) \geq 0 \quad (7)$$

where $S(t)$ is system entropy, $\dot{Q}_B(t)$ is heat flux at system interface with bath B , and $\dot{S}_i(t)$ is entropy production. In this expression only heat flux is clearly defined by the microscopic theory, Eq.(6).

To define entropy and entropy production we employ the following observations from the quantum transport theory:

1. Overall (system plus baths) dynamics is unitary. Thus, entropy of the universe given by the von Neumann expression for the total density operator $\hat{\rho}(t)$, $S_{tot}(t) \equiv -\text{Tr}[\hat{\rho}(t) \ln \hat{\rho}(t)]$, does not change during evolution: $\frac{d}{dt} S_{tot}(t) = 0$.
2. Particle fluxes from baths into system are thermal. Non-thermal fluxes from system into baths do not return into the system. Indeed, within the NEGF dynamics of the system is governed by the Dyson equation - equation-of-motion for the Green's function (3). This dynamical law is exact. Effect of the baths enters the Dyson equation through corresponding self-energies which only contain information on thermal distribution in the baths.
3. Thermalization processes take place far away from the system. They do not affect the system dynamics.

Below we use these observations to develop thermodynamic formulation for systems strongly coupled to their baths.

The first observation allows to define system entropy $S(t)$ from total baths entropy $S_{B,tot}(t)$ as³⁹

$$\frac{d}{dt} S_{tot}(t) \equiv \frac{d}{dt} S(t) + \frac{d}{dt} S_{B,tot}(t) = 0 \quad (8)$$

Defining system quantity from baths characteristics is at the heart of the *inside-outside approach* first introduced in Ref. 25. Original (Landauer-Buttiker) formulation of Ref. 25 is restricted to noninteracting systems under adiabatic driving. Here, we generalize it to interacting systems and to arbitrary driving, thus providing a general

thermodynamic formulation applicable in any transport regime and for any system. Technically, the generalization requires employing the NEGF method in place of single-particle scattering theory, utilizing independent current-carrying states in the baths in place of scattering states, and accounting for correlations between states of different energies in addition to inter-channel correlations.

The second observation allows to separate total particle flux into incoming thermal, $\phi^{in}(E)$, and outgoing non-thermal, $\phi^{out}(t, E)$, contributions

$$i_\alpha(t, E) = \phi_\alpha^{in}(E) - \phi_\alpha^{out}(t, E) \quad (9)$$

Here, $i_\alpha(t, E)$ is energy-resolved particle flux defined in Eq.(5), $\phi_\alpha^{in}(E)$ is thermal population of incoming state in channel α of the baths, and $\phi_\alpha^{out}(t, E)$ is non-thermal population of outgoing state in channel α of the baths. To account for system-induced coherences between states of different energies and different channels in the baths, in addition to populations one has to consider also coherences in the energy and channel spaces: $\phi_{\alpha\beta}^{out}(t; E_\alpha, E_\beta)$. Their explicit form can be obtained from equation-of-motion for the baths density matrix (see Appendix A for derivation)

$$\begin{aligned} \phi_{\alpha\beta}^{in}(E_\alpha, E_\beta) &\equiv 2\pi\delta_{\alpha,\beta} \delta(E_\alpha - E_\beta) f_\alpha(E_\alpha) \\ \phi_{\alpha\beta}^{out}(t; E_\alpha, E_\beta) &\equiv \phi_{\alpha\beta}^{in}(E_\alpha, E_\beta) \\ &- i(2\pi)^2 \rho_\alpha(E_\alpha) \rho_\beta(E_\beta) \sum_{m, m_1 \in S} \int_{-\infty}^t dt_1 \\ &\left(e^{-iE_\beta(t_1-t)} V_{\alpha, m}(E_\alpha, t) V_{m_1, \beta}(E_\beta, t_1) \right. \\ &\quad \times [G_{mm_1}^<(t, t_1) + G_{mm_1}^r(t, t_1) f_\beta(E_\beta)] \\ &\quad + e^{+iE_\alpha(t-t_1)} V_{\alpha, m_1}(E_\alpha, t_1) V_{m, \beta}(E_\beta, t) \\ &\quad \left. \times [G_{m_1 m}^<(t_1, t) - G_{m_1 m}^a(t_1, t) f_\alpha(E_\alpha)] \right) \\ &- (2\pi)^2 \rho_\alpha(E_\alpha) \rho_\beta(E_\beta) (E_\alpha - E_\beta) G_{E_\alpha, E_\beta}^<(t, t) \end{aligned} \quad (10)$$

Here, $\rho_\alpha(E_\alpha)$ and $\rho_\beta(E_\beta)$ are densities of states of channels α and β of the baths, respectively. While our approach is general, at steady-state Eq.(10) reduces to the Landauer-Buttiker scattering theory result.

Having expressions for populations and coherences, Eq.(10), one can define rate of entropy change in the baths as difference between entropy flux outgoing from the system and entropy flux incoming to the system

$$\frac{d}{dt} S_{B, tot}(t) \equiv \text{Tr}_{c, E} \left\{ \sigma[\phi^{out}(t)] - \sigma[\phi^{in}] \right\} \quad (11)$$

Here, $S_{B, tot}$ is the total entropy of all the baths, $\text{Tr}_{c, E}\{\dots\}$ is trace over channels and energies in the baths, and

$$\sigma[\phi] \equiv -\phi \ln(\phi) - (\mathbf{I} - \phi) \ln(\mathbf{I} - \phi) \quad (12)$$

is the von Neumann expression for entropy in the baths.

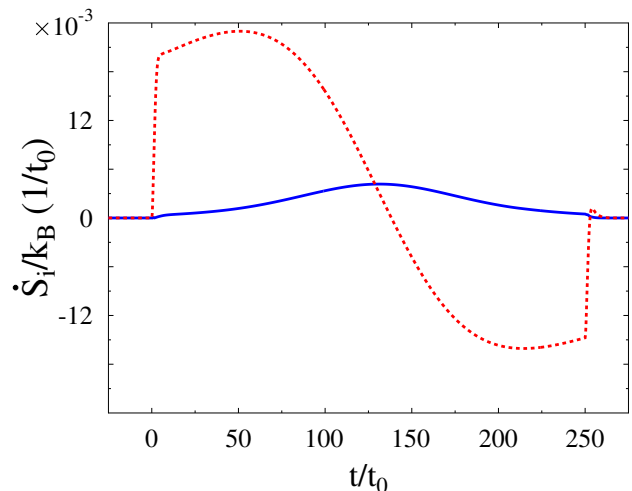


FIG. 2: (Color online) Entropy production rate for an isothermal process in resonant level model with the level shifted from 0.2 to -0.2 . Calculations are done within the inside-outside approach (see Eq.(13), solid blue line) and within the von Neumann approach of Refs. 18–20 (see Eq.(9) of Ref. 24, dotted red line). See text for parameters.

The third observation indicates that neither thermalization process affects physics of the system, nor system participates in the process. Thus, entropy production, which takes place during thermalization, can be modeled as a process of reducing non-thermal distribution over bath states ϕ^{out} to thermal distribution ϕ^{in} . Following Ref. 30 entropy production can be rationalized as information erasure due to measurement of non-thermal baths by set of thermal super-baths weakly coupled to the baths. The process leads to entropy production in the universe which consists of entropy change in the baths, $\text{Tr}_{c, E} \{ \sigma[\phi^{in}] - \sigma[\phi^{out}(t)] \}$, and heat flux into the super-baths, $-\sum_B \beta_B \dot{Q}_B(t)$. Adding the two contributions leads to expression for entropy production

$$\begin{aligned} \dot{S}_i(t) &\equiv \text{Tr}_{c, E} \left\{ \phi^{out}(t) [\ln \phi^{out}(t) - \ln \phi^{in}] \right. \\ &\quad \left. + (\mathbf{I} - \phi^{out}(t)) [\ln(\mathbf{I} - \phi^{out}(t)) - \ln(\mathbf{I} - \phi^{in})] \right\} \end{aligned} \quad (13)$$

Note that contrary to formulation of Ref. 20 entropy production rate in the inside-outside approach is always positive^{21,31}.

Finally, using (11) and (13) in (8) leads to the differential form of the second law of thermodynamics for entropy of the system $S(t)$, Eq.(7) (see Appendix B for derivation).

This completes thermodynamic formulation for system strongly coupled to its baths. Note that the introduced formulation readily yields access to energy-resolved version of the second law as discussed in Ref 24.

Numerical results. We now illustrate the inside-outside approach for the resonant level model of phonon

assisted tunneling where a single molecular level ε_0 represents a junction connecting two electron reservoirs (L and R) while being also coupled to a single harmonic mode ω_0 . The mode represents molecular vibration and is coupled to a thermal (phonon) bath (P). Hamiltonian of the system is given in Eq.(1) with

$$\hat{H}_S(t) = \varepsilon_0(t)\hat{d}^\dagger\hat{d} + \omega_0\hat{a}^\dagger\hat{a} + M(\hat{a} + \hat{a}^\dagger)\hat{d}^\dagger\hat{d} \quad (14)$$

and $B \in \{L, R, P\}$ where

$$\begin{aligned} \hat{H}_K &= \sum_{k \in K} \varepsilon_k \hat{c}_k^\dagger \hat{c}_k \quad (K = L, R) \\ \hat{V}_{SK}(t) &= \sum_{k \in K} \left(V_k(t) \hat{d}^\dagger \hat{c}_k + V_k^*(t) \hat{c}_k^\dagger \hat{d} \right) \\ \hat{H}_P &= \sum_{p \in P} \omega_\alpha \hat{b}_p^\dagger \hat{b}_p \\ \hat{V}_{SP} &= \sum_{p \in P} \left(U_p \hat{a}^\dagger \hat{b}_p + U_p^* \hat{b}_p^\dagger \hat{a} \right) \end{aligned} \quad (15)$$

Driving is performed in the position of the level, $\varepsilon_0(t)$, and in system-fermionic baths coupling strengths, $V_k(t) \equiv u(t)V_k$. To simplify simulations we assume the wide-band approximation (WBA) which allows to reduce the general expressions (10) to energy diagonal form (see Appendix C). Also, incorporation of the bosonic bath P requires slight generalization of the thermodynamic formulation (see Appendix D). Electron-phonon interaction M is treated within the self-consistent Born approximation (SCBA)³².

Parameters of the simulation are given in terms of arbitrary unit of energy E_0 and corresponding unit of time $t_0 = 2\pi/E_0$. Unless stated otherwise, the parameters are as follows. Vibrational frequency $\omega_0 = 0.05$, electron-phonon interaction $M = 0.01$, temperature $T = 0.05$, electron escape rate $\Gamma_0 \equiv 2\pi \sum_{k \in K} |V_k|^2 \delta(E - \varepsilon_k) = 0.1$, and energy dissipation rate $\gamma(\omega) \equiv 2\pi \sum_{p \in P} |U_\alpha|^2 \delta(\omega - \omega_\alpha) = \theta(\omega) \gamma_0 \frac{\omega^2}{\omega_0^2} \exp(1 - \omega/\omega_0)$, where $\gamma_0 = 0.1$. The junction is not biased, the Fermi energy is taken as origin, $E_F = 0$, and the temperatures in the fermionic and bosonic baths are assumed to be the same. Simulations are performed on energy grid with 4001 points spanning a range from -2 to 2 with step size 10^{-3} . FFTW fast Fourier transform library³³ was employed in the simulations (see Appendix E for details).

Figure 2 shows entropy production rate for the resonant level coupled to a reservoir and driven from 0.2 to -0.2 position with the constant rate $\dot{\varepsilon}_0 = 1.6 \times 10^{-3} E_0/t_0$. The simulation is performed in the absence of electron-phonon coupling, $M = 0$. We compare our results with the von Neumann approach in Refs. 18–20. One can see that the lack of energy resolution in the von Neumann approach results in appearance of negative entropy production rate. As a result, integrating over part of the thermodynamic process may yield negative entropy production which contradicts the second law of thermodynamics. Note that our inside-outside approach yields positive entropy production for an arbitrary initial state.

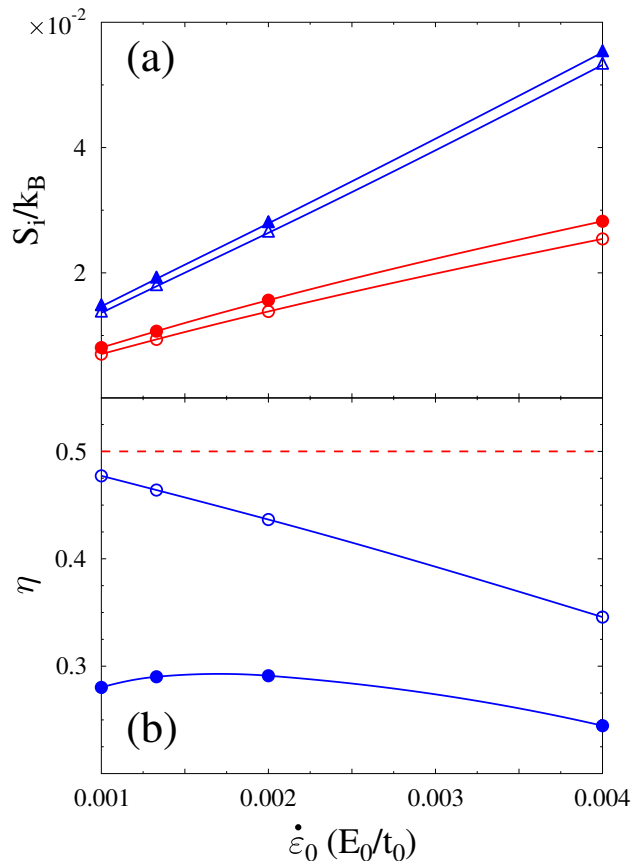


FIG. 3: (Color online) The Carnot cycle for the resonant junction model with (filled markers) and without (empty markers) intra-system interaction. Shown are (a) entropy production during hot (red line, circles) and cold (blue line, triangles) isothermal parts of the cycle and (b) efficiency (blue line, circles) of the Carnot cycle vs. driving rate. Dashed red line shows the Carnot efficiency of the cycle. See text for parameters.

We now consider the Carnot cycle in the resonant junction model (see Fig. 1 for a sketch). In step 1 (isothermal part of the cycle with a constant coupling strength to the hot reservoir) the resonant level is driven from 0.2 to 0.1 with a variety of driving rates. For simplicity, step 2 (decoupling from the hot and subsequent coupling to the cold reservoir) is performed adiabatically slow. This allows to find an analytical connection between rates \dot{u} and $\dot{\varepsilon}_0$ from the requirement that $\dot{Q} = 0$ during the process (see Appendix F for details). Also, this guarantees zero entropy production during the step. Step 3 is performed under the same rate $\dot{\varepsilon}_0$ as step 1. Finally, step 4 is again performed adiabatically slow. Temperature of the hot reservoir is $T_H = 0.1$, and the cold reservoir has temperature $T_C = 0.05$. Figure 3 shows results for the Carnot cycle vs. resonant level driving rate with (filled markers) and without (empty markers) electron-phonon interaction. Panel (a) shows entropy productions dur-

ing the isothermal parts of the cycle. As anticipated, entropy production grows with driving rate, and the entropy production for step 3 is higher than that of step 1. Also, electron-phonon interaction increases entropy production due to the presence of additional (bosonic) bath. Panel (b) shows that the efficiency of the cycle is expectedly lower for faster driving and in the presence of interaction. Note that its dependence on the driving rate is non-monotonic which is expected for the employed model (see Ref. 34 for discussion on the relevance of the model to phonon assisted electron transport in junctions). Indeed, within the model, strength of electron-phonon interaction depends on the level population which at intermediate rates drops fast during step 3 of the cycle thus limiting the amount of heat which can be transferred to the cold bosonic bath. At even higher rates, the amount of heat from the hot bosonic baths also becomes affected which eventually leads to decreasing efficiency.

Conclusion. We established a connection between the inside-outside approach originally suggested in Ref. 25

and the nonequilibrium Green's function formulation which allowed us to extend the method to interacting systems with arbitrary drivings in the system and system-baths couplings. This generalized thermodynamic formulation applies to strong system-bath coupling and is consistent with the underlying microscopic dynamics (quantum transport). It overcomes limitations of the only other consistent thermodynamic formulation²⁰ by satisfying any form of the second law of thermodynamics for any initial state of a thermodynamic process and for any driving protocol.

Acknowledgments

We thank Felix von Oppen for many helpful discussions and scientific guidance. This material is based upon work supported by the National Science Foundation under Grant No. CHE-2154323.

Appendix A: Derivation of the outgoing flow, Eq.(10)

In quantum transport particle flux is defined as the rate of population change in the bath [25]

$$I_B^N(t) = - \sum_{\alpha \in B} \sum_{k \in \alpha} \frac{d}{dt} \langle \hat{c}_{\alpha k}^\dagger(t) \hat{c}_{\alpha k}(t) \rangle \equiv \sum_{\alpha \in B} I_{\alpha\alpha}(t) \quad (\text{A1})$$

To account for system-induced coherences between states of the bath we consider coherence flow. Similar to (A1) it is defined as the rate of coherence change

$$I_{\alpha\beta}(t) = - \frac{d}{dt} \sum_{k \in \alpha} \sum_{k' \in \beta} \langle \hat{c}_{\beta k'}^\dagger(t) \hat{c}_{\alpha k}(t) \rangle \quad (\text{A2})$$

For Hamiltonian (1)-(2) it can be expressed in terms of bath and mixed Green's functions

$$\begin{aligned} I_{\alpha\beta}(t) &= \sum_{m \in S} \sum_{k \in \alpha} \sum_{k' \in \beta} \left(V_{\alpha k, m}(t) G_{m, \beta k'}^<(t, t) - G_{\alpha k, m}^<(t, t) V_{m, \beta k'}(t) \right) \\ &+ \sum_{k \in \alpha} \sum_{k' \in \beta} (\varepsilon_{\alpha k} - \varepsilon_{\beta k'}) G_{\alpha k, \beta k'}^<(t, t) \end{aligned} \quad (\text{A3})$$

where the Green's functions are the lesser projections of

$$\begin{aligned} G_{m, \beta k'}(\tau, \tau') &= -i \langle T_c \hat{d}_m(\tau) \hat{c}_{\beta k'}^\dagger(\tau') \rangle \\ G_{\alpha k, m}(\tau, \tau') &= -i \langle T_c \hat{c}_{\alpha k}(\tau) \hat{d}_m^\dagger(\tau') \rangle \\ G_{\alpha k, \beta k'}(\tau, \tau') &= -i \langle T_c \hat{c}_{\alpha k}(\tau) \hat{c}_{\beta k'}^\dagger(\tau') \rangle \end{aligned} \quad (\text{A4})$$

Here, T_c is the Keldysh contour ordering operator, and τ and τ' are the contour variables.

Using the Dyson equation mixed Green's functions are expressed in terms of free bath and system evolutions as

$$\begin{aligned} G_{m, \beta k'}(\tau, \tau') &= \sum_{m_1 \in S} \int_c d\tau_1 G_{mm_1}(\tau, \tau_1) V_{m_1, \beta k'}(t_1) g_{\beta k'}(\tau_1, \tau') \\ G_{\alpha k, m}(\tau, \tau') &= \sum_{m_1 \in S} \int_c d\tau_1 g_{\alpha k}(\tau, \tau_1) V_{\alpha k, m_1}(t_1) G_{m_1 m}(\tau_1, \tau') \end{aligned} \quad (\text{A5})$$

Here,

$$g_\alpha(\tau, \tau') \equiv -i \left\langle T_c \hat{c}_{\alpha k}(\tau) \hat{c}_{\alpha k}^\dagger(\tau') \right\rangle_0 \quad (\text{A6})$$

is the Green's function of free evolution in bath channel α , and system Green's function $G_{m_1 m_2}(\tau_1, \tau_2)$ is defined in Eq.(3).

Taking lesser projection of (A5) and going from sum over states to integrals over energies

$$\sum_{k \in \alpha} \dots = \int \frac{dE_\alpha}{2\pi} 2\pi \sum_{k \in \alpha} \delta(E - \varepsilon_{\alpha k}) \dots \equiv \int \frac{dE_\alpha}{2\pi} 2\pi \rho_\alpha(E_\alpha) \dots \quad (\text{A7})$$

leads to the following expression for the coherence flow

$$\begin{aligned} I_{\alpha\beta}(t) = & \int \frac{dE_\alpha}{2\pi} \int \frac{dE_\beta}{2\pi} (2\pi)^2 \rho_\alpha(E_\alpha) \rho_\beta(E_\beta) \\ & \left\{ i \sum_{m, m_1 \in S} \int_{-\infty}^t dt_1 \left(e^{-iE_\beta(t_1-t)} V_{\alpha, m}(E_\alpha, t) V_{m_1, \beta}(E_\beta, t_1) [G_{mm_1}^<(t, t_1) + G_{mm_1}^r(t, t_1) f_\beta(E_\beta)] \right. \right. \\ & \left. \left. + e^{+iE_\alpha(t-t_1)} V_{\alpha, m_1}(E_\alpha, t_1) V_{m, \beta}(E_\beta, t) [G_{m_1 m}^<(t_1, t) - G_{m_1 m}^a(t_1, t) f_\alpha(E_\alpha)] \right) \right. \\ & \left. + (E_\alpha - E_\beta) G_{E_\alpha, E_\beta}^<(t, t) \right\} \quad (\text{A8}) \end{aligned}$$

Representing the flow as the difference between incoming and outgoing fluxes

$$I_{\alpha\beta}(t) = \int \frac{dE_\alpha}{2\pi} \int \frac{dE_\beta}{2\pi} \left[\phi_{\alpha\beta}^{in}(E_\alpha, E_\beta) - \phi_{\alpha\beta}^{out}(t; E_\alpha, E_\beta) \right] \quad (\text{A9})$$

and comparing with (A8) leads to the expression presented in Eq.(10).

Appendix B: Derivation of the differential form of the second law, Eq.(7)

Unitarity of the overall evolution allows to express system entropy change in terms of baths entropy flux

$$\frac{d}{dt} S(t) = -\frac{d}{dt} S_{B, tot}(t) = \text{Tr}_{c, E} \{ \sigma [\phi^{in}] - \sigma [\phi^{out}(t)] \} \quad (\text{B1})$$

where we used Eq.(11). According to Eq.(10)

$$\phi^{out}(t) = \phi^{in} + \delta\phi(t) \quad (\text{B2})$$

Thus, using Eq.(12) we can write

$$\begin{aligned} \text{Tr}_{c, E} \{ \sigma [\phi^{out}] \} & \equiv \text{Tr}_{c, E} \{ -\phi^{out} \ln \phi^{out} - (\mathbf{I} - \phi^{out}) \ln (\mathbf{I} - \phi^{out}) \} \\ & = \text{Tr}_{c, E} \{ -\phi^{in} \ln \phi^{in} - (\mathbf{I} - \phi^{in}) \ln (\mathbf{I} - \phi^{in}) \} - \text{Tr}_{c, E} \{ \delta\phi [\ln \phi^{in} - \ln (\mathbf{I} - \phi^{in})] \} \\ & + \text{Tr}_{c, E} \{ -\phi^{out} [\ln \phi^{out} - \ln \phi^{in}] - (\mathbf{I} - \phi^{out}) [\ln (\mathbf{I} - \phi^{out}) - \ln (\mathbf{I} - \phi^{in})] \} \\ & \equiv \text{Tr}_{c, E} \{ \sigma [\phi^{in}] \} - \sum_B \beta_B \dot{Q}_B(t) - \dot{S}_i(t) \end{aligned} \quad (\text{B3})$$

where to write the last line we used

$$\begin{aligned} \left[\ln \frac{1 - \phi^{in}}{\phi^{in}} \right]_{\alpha\beta} & = \delta_{\alpha, \beta} \delta(E_\alpha - E_\beta) \ln \frac{1 - f_\alpha(E_\alpha)}{f_\alpha(E_\alpha)} \equiv \delta_{\alpha, \beta} \delta(E_\alpha - E_\beta) \frac{E - \mu_\alpha}{k_B T_\alpha}, \\ [\delta\phi(t; E, E)]_{\alpha\alpha} & = -i_\alpha(t, E), \end{aligned} \quad (\text{B4})$$

and the definition of entropy production rate $\dot{S}_i(t)$, Eq.(13) of the main text. Substituting (B3) into (B1) leads to Eq.(7).

Appendix C: Simplified expressions for coherence flows

To facilitate numerical simulations we simplify the general expression for outgoing coherence flow $\phi_{\alpha\beta}^{out}(t; E_\alpha, E_\beta)$, Eq.(10), by employing two approximations:

1. Wide-band approximation (WBA) in which system-bath coupling is assumed to be energy independent

$$V_{\alpha,m}(E_\alpha, t) = V_{\alpha,m}(t), \quad V_{m,\beta}(E_\beta, t) = V_{m,\beta}(t) \quad (C1)$$

2. Diagonal approximation in which the highly oscillating terms are neglected. Because

$$G_{E_\alpha, E_\beta}^<(t, t) \sim e^{-i(E_\alpha - E_\beta)t} \quad (C2)$$

the last term in expression for $\phi_{\alpha\beta}^{out}(t; E_\alpha, E_\beta)$, Eq.(10), can be dropped because for similar energies prefactor $E_\alpha - E_\beta \sim 0$ and for large differences it is highly oscillating in time contribution which self-averages to zero.

Within the two approximations the general expression for coherence flow

$$I_{\alpha\beta}(t) = \int \frac{dE_\alpha}{2\pi} \int \frac{dE_\beta}{2\pi} [\phi_{\alpha\beta}^{in}(E_\alpha, E_\beta) - \phi_{\alpha\beta}^{out}(t; E_\alpha, E_\beta)] \quad (C3)$$

allows evaluation of one of the integrals and thus reduces the expression to

$$I_{\alpha\beta}(t) = \int \frac{dE}{2\pi} [\phi_{\alpha\beta}^{in}(E) - \phi_{\alpha\beta}^{out}(t, E)] \quad (C4)$$

where

$$\begin{aligned} \phi_{\alpha\beta}^{in}(E) &= \delta_{\alpha,\beta} f_\alpha(E) \\ \phi_{\alpha\beta}^{out}(t, E) &= \phi_{\alpha\beta}^{in}(E) - 2\pi i \sum_{m, m_1 \in S} \int_{-\infty}^t dt_1 \\ &\left(e^{-iE(t_1-t)} V_{\alpha,m}(t) V_{m_1,\beta}(t_1) \rho_\beta(E) \right. \\ &\quad \times [G_{mm_1}^<(t, t_1) + G_{mm_1}^r(t, t_1) f_\beta(E)] \\ &\quad + e^{+iE(t_1-t)} V_{\alpha,m_1}(t_1) V_{m,\beta}(t) \rho_\alpha(E) \\ &\quad \left. \times [G_{m_1m}^<(t_1, t) - G_{m_1m}^a(t_1, t) f_\alpha(E)] \right) \end{aligned} \quad (C5)$$

In this form expression for coherence flow is diagonal in energy.

Comparison with Eqs. (4) and (5) for $\alpha = \beta$ yields

$$\phi_{\alpha\alpha}^{in}(E) - \phi_{\alpha\alpha}^{out}(t, E) \equiv f_\alpha(E) - \phi_{\alpha\alpha}^{out}(t, E) = i_\alpha(t, E) \quad (C6)$$

Appendix D: Thermodynamic formulation for bosonic baths

Building the inside-outside approach to system thermodynamics for bosonic baths is identical to that presented in the main text for the case of fermionic baths.

Expressions for energy-resolved particle flux (analog of Eq.(5) in the main text)

$$i_\alpha(t, E) \equiv 2 \text{Im} \sum_{v, v_1 \in S} \int_{-\infty}^t dt_1 e^{-iE(t_1-t)} 2\pi \rho_\alpha(E) U_{v_1, \alpha}(E, t_1) U_{\alpha, v}(E, t) \left(F_{vv_1}^<(t, t_1) - N_\alpha(E) F_{vv_1}^r(t, t_1) \right), \quad (D1)$$

incoming and outgoing fluxes (analog of Eq.(10) in the main text)

$$\begin{aligned}
\phi_{\alpha\beta}^{in}(E_\alpha, E_\beta) &\equiv 2\pi\delta_{\alpha,\beta}\delta(E_\alpha - E_\beta) N_\alpha(E_\alpha) \\
\phi_{\alpha\beta}^{out}(t; E_\alpha, E_\beta) &\equiv \phi_{\alpha\beta}^{in}(E_\alpha, E_\beta) - i(2\pi)^2\rho_\alpha(E_\alpha)\rho_\beta(E_\beta) \sum_{v,v_1 \in S} \int_{-\infty}^t dt_1 \\
&\left(e^{-iE_\beta(t_1-t)} U_{\alpha,v}(E_\alpha, t) U_{v_1,\beta}(E_\beta, t_1) [F_{vv_1}^<(t, t_1) - F_{vv_1}^r(t, t_1) N_\beta(E_\beta)] \right. \\
&+ e^{+iE_\alpha(t-t_1)} U_{\alpha,v_1}(E_\alpha, t_1) U_{v,\beta}(E_\beta, t) [F_{v_1v}^<(t_1, t) + F_{v_1v}^a(t_1, t) N_\alpha(E_\alpha)] \left. \right) \\
&- (2\pi)^2\rho_\alpha(E_\alpha)\rho_\beta(E_\beta)(E_\alpha - E_\beta)F_{E_\alpha, E_\beta}^<(t, t),
\end{aligned} \tag{D2}$$

and entropy production rate (analog of Eq.(13) in the main text)

$$\dot{S}_i(t) \equiv \text{Tr}_{c,E} \left\{ \phi^{out}(t) [\ln \phi^{out}(t) - \ln \phi^{in}] - (\mathbf{I} + \phi^{out}(t)) [\ln (\mathbf{I} + \phi^{out}(t)) - \ln (\mathbf{I} + \phi^{in})] \right\} \tag{D3}$$

are slightly different for bosonic baths. Here, v indicates molecular vibrational modes, $N_\alpha(E)$ is the Bose-Einstein thermal distribution in bath channel α , and

$$F_{v_1v_2}(\tau_1, \tau_2) \equiv -i \langle T_c \hat{a}_{v_1}(\tau_1) \hat{a}_{v_2}^\dagger(\tau_2) \rangle \tag{D4}$$

is the single-particle Green's function of molecular vibrations (compare with Eq.(3) in the main text).

Note that the system does not induce correlations between fermionic and bosonic baths. That is, contributions of the baths to the thermodynamic formulation are additive.

Appendix E: Details of numerical simulations

Central to the inside-outside thermodynamic formulation is the ability to simulate energy-resolved particle fluxes $i_\alpha(t, E)$, Eqs. (5) and (D1). For the Holstein model, Eqs. (14) and (15), and simultaneous coupling to one fermionic and one bosonic reservoirs, only one channel α in each bath is considered. Thus, we will drop the channel index.

To simulate the energy-resolved particle fluxes, we consider the retarded, lesser and greater projections of the single-particle Green's functions, Eqs. (3) and (D4), within the wide band approximation.

In the absence of electron-phonon coupling, $M = 0$, zero-order (in the coupling) Green's functions for the model (14) and (15) are

$$\begin{aligned}
G_0^r(t_1, t_2) &= -i\theta(t_1 - t_2) \exp\left(-i \int_{t_2}^{t_1} ds \left[\varepsilon_0(s) - \frac{i}{2}u^2(s)\Gamma_0 \right]\right) \\
G_0^{\gtrless}(t_1, t_2) &= \int dt_3 \int dt_4 G_0^r(t_1, t_3) u(t_3) \Sigma_K^{\gtrless}(t_3, t_4) u(t_4) G_0^a(t_4, t_2) \\
F_0^r(t_1, t_2) &= -i\theta(t_1 - t_2) \exp(-i[\omega_0 - i\gamma_0/2][t_1 - t_2]) \\
F_0^{\gtrless}(t_1, t_2) &= \int dt_3 \int dt_4 F_0^r(t_1, t_3) \Pi_P^{\gtrless}(t_3, t_4) F_0^a(t_4, t_2)
\end{aligned} \tag{E1}$$

Here, $\theta(t_1 - t_2)$ is the Heaviside step function, Σ_K and Π_P are respectively the electron self-energy due to coupling to the fermionic bath and vibration self-energy due to coupling to the thermal bath. The latter are Fourier transforms of

$$\begin{aligned}
\Sigma_K^>(E) &= -i\Gamma_0 [1 - f(E)], & \Sigma_K^<(E) &= +i\Gamma_0 f(E), \\
\Pi_P^>(E) &= -i\gamma_0 [1 + N(E)], & \Pi_P^<(E) &= -i\gamma_0 N(E).
\end{aligned} \tag{E2}$$

In the presence of electron-phonon interaction, Green's functions should be obtained within a self-consistent procedure using system of coupled Dyson equations

$$\begin{aligned}
G^{\gtrless}(t_1, t_2) &= \int dt_3 \int dt_4 G_0^r(t_1, t_3) \left[u(t_3) \Sigma_K^{\gtrless}(t_3, t_4) u(t_4) + \Sigma_v^{\gtrless}(t_3, t_4) \right] G^a(t_4, t_2) \\
F^{\gtrless}(t_1, t_2) &= \int dt_3 \int dt_4 F_0^r(t_1, t_3) \left[\Pi_P^{\gtrless}(t_3, t_4) + \Pi_e^{\gtrless}(t_3, t_4) \right] F^a(t_4, t_2)
\end{aligned} \tag{E3}$$

where $G^r(t_1, t_2) \equiv \theta(t_1 - t_2) [G^>(t_1, t_2) - G^<(t_1, t_2)]$, $F^r(t_1, t_2) \equiv \theta(t_1 - t_2) [G^>(t_1, t_2) - G^<(t_1, t_2)]$, $G^a(t_1, t_2) \equiv [G^r(t_2, t_1)]^*$ and $F^a(t_1, t_2) \equiv [F^r(t_2, t_1)]^*$. Σ_v and Π_e are respectively the electron self-energy due to interaction with vibration and the vibration self-energy due to interaction with electron. Within the SCBA they are

$$\begin{aligned}\Sigma_v(\tau_1, \tau_2) &= +i M^2 G(\tau_1, \tau_2) [F(\tau_1, \tau_2) + F(\tau_2, \tau_1)] \\ \Pi_e(\tau_1, \tau_2) &= -i M^2 G(\tau_1, \tau_2) G(\tau_2, \tau_1)\end{aligned}\quad (\text{E4})$$

Here, in the electron self-energy we neglected the Hartree term.

Once Green's functions are available, we dress electron Green's function with the system-bath coupling rate $u(t)$,

$$D(\tau_1, \tau_2) \equiv u(t_1) G(\tau_1, \tau_2) u(t_2) \quad (\text{E5})$$

consider retarded parts of the lesser and greater projections,

$$D^{\gtrless+}(t_1, t_2) \equiv \theta(t_1 - t_2) D^{\gtrless}(t_1, t_2), \quad F^{\gtrless+}(t_1, t_2) \equiv \theta(t_1 - t_2) F^{\gtrless}(t_1, t_2), \quad (\text{E6})$$

and perform one-sided Fourier transform

$$D^{\gtrless+}(t, E) \equiv \int_{-\infty}^{+\infty} dt_1 e^{-iEt_1} D^{\gtrless+}(t, t_1), \quad F^{\gtrless+}(t, E) \equiv \int_{-\infty}^{+\infty} dt_1 e^{-iEt_1} F^{\gtrless+}(t, t_1) \quad (\text{E7})$$

In terms of these Fourier transforms electron and vibration energy-resolved particle fluxes, Eqs. (5) and (D1), are

$$\begin{aligned}i_e(t, E) &= -2 \text{Im} \{ e^{iEt} \Gamma(E) (f(E) D^{>+}(t, E) + [1 - f(E)] D^{<+}(t, E)) \} \\ i_v(t, E) &= -2 \text{Im} \{ e^{iEt} \gamma(E) (N(E) F^{>+}(t, E) - [1 + N(E)] F^{<+}(t, E)) \}\end{aligned}\quad (\text{E8})$$

Here, $\Gamma(E)$ and $\gamma(E)$ are normalized values of escape rates. Eq.(E8) is used to calculate thermodynamic properties as indicated in the main text and the section above.

Appendix F: Connection between the level and coupling driving rates during adiabatic (de)coupling process

In the absence of electron-vibration coupling, $M = 0$, expressions for adiabatic driving (and beyond) were derived in Ref. 15. Specifically, heat flux under adiabatic driving is given in Eq.(10) of that paper. In accordance with the standard quantum transport definitions we take $\alpha = 0$ in this expression

$$\begin{aligned}\dot{Q}^{(1)}(t) &= \frac{d}{dt} \int \frac{dE}{2\pi} f(E) A^{(0)}(t, E) (2E - \varepsilon_0(t) - \mu) \\ &\quad - \int \frac{dE}{2\pi} f(E) \left(A^{(0)}(t, E) [\dot{\varepsilon}_0 + \dot{\Lambda}(t, E)] + \text{Re} G^r{}^{(0)}(t, E) \dot{\Gamma}(t, E) \right)\end{aligned}\quad (\text{F1})$$

where

$$\begin{aligned}A^{(0)}(t, E) &\equiv \frac{\Gamma(t, E)}{[E - \varepsilon_0(t) - \Lambda(t, E)]^2 + [\Gamma(t, E)/2]^2} \\ \text{Re} G^r{}^{(0)}(t, E) &\equiv \frac{E - \varepsilon_0(t) - \Lambda(t, E)}{[E - \varepsilon_0(t) - \Lambda(t, E)]^2 + [\Gamma(t, E)/2]^2}\end{aligned}\quad (\text{F2})$$

are the zero order (in driving) expressions for the spectral function and real part of the retarded projection of the Green's function (3), and the Lamb shift $\Lambda(t, E)$ and the broadening $\Gamma(t, E)$ are [15]

$$\begin{aligned}\Lambda(t, E) &= u^2(t) \frac{\Gamma_0}{2} \frac{(E - E_B) W_B}{(E - E_B)^2 + W_B^2} \\ \Gamma(t, E) &= u^2(t) \Gamma_0 \frac{W_B^2}{(E - E_B)^2 + W_B^2}\end{aligned}\quad (\text{F3})$$

where E_B and W_B are the center and width of the band, respectively, and Γ_0 is the level escape rate.

Adiabatic coupling/decoupling is defined by the $\dot{Q}^{(1)}(t) = 0$ condition. Using (F1) and employing

$$\begin{aligned}\dot{\Lambda}(t, E) &= 2\frac{\dot{u}}{u(t)}\Lambda(t, E) \\ \dot{\Gamma}(t, E) &= 2\frac{\dot{u}}{u(t)}\Gamma(t, E)\end{aligned}\tag{F4}$$

leads to the following connection between the driving rates

$$\begin{aligned}\dot{\varepsilon}_0 &= \frac{\dot{u}}{u(t)} \int \frac{dE}{2\pi} f(E) \left([2E - \varepsilon_0(t) - \mu][1 + \Lambda(t, E)(2 \operatorname{Re} G^{r(0)}(t, E) - 1) - \Gamma(t, E) A^{(0)}(t, E)/2] A^{(0)}(t, E) \right. \\ &\quad \left. - \Gamma(t, E) \operatorname{Re} G^{r(0)}(t, E) \right) \Big/ \int \frac{dE}{2\pi} f(E) A^{(0)}(t, E) \left(1 - [2E - \varepsilon_0(t) - \mu] \operatorname{Re} G^{r(0)}(t, E) \right)\end{aligned}\tag{F5}$$

In the presence of electron-vibration coupling, we substitute $A^{(0)}$ and $G^{r(0)}$ with their SCBA analogs. This is an approximation.

* Electronic address: migalperin@ucsd.edu

¹ S. Jezouin, F. D. Parmentier, A. Anthore, U. Gennser, A. Cavanna, Y. Jin, and F. Pierre, *Science* **342**, 601 (2013).

² J. P. Pekola, *Nature Phys.* **11**, 118 (2015).

³ N. Hartman, C. Olsen, S. Lüscher, M. Samani, S. Fallahi, G. C. Gardner, M. Manfra, and J. Folk, *Nature Phys.* **14**, 1083 (2018).

⁴ J. Klatzow, J. N. Becker, P. M. Ledingham, C. Weinzetl, K. T. Kaczmarek, D. J. Saunders, J. Nunn, I. A. Walmsley, R. Uzdin, and E. Poem, *Phys. Rev. Lett.* **122**, 110601 (2019).

⁵ P. Reddy, S.-Y. Jang, R. A. Segalman, and A. Majumdar, *Science* **315**, 1568 (2007).

⁶ W. Lee, K. Kim, W. Jeong, L. A. Zotti, F. Pauly, J. C. Cuevas, and P. Reddy, *Nature* **498**, 209 (2013).

⁷ Y. Kim, W. Jeong, K. Kim, W. Lee, and P. Reddy, *Nature Nanotechnol.* **9**, 881 (2014).

⁸ L. A. Zotti, M. Bürkle, F. Pauly, W. Lee, K. Kim, W. Jeong, Y. Asai, P. Reddy, and J. C. Cuevas, *New J. Phys.* **16**, 015004 (2014).

⁹ L. Cui, R. Miao, C. Jiang, E. Meyhofer, and P. Reddy, *J. Chem. Phys.* **146**, 092201 (2017).

¹⁰ L. Cui, W. Jeong, S. Hur, M. Matt, J. C. Klöckner, F. Pauly, P. Nielaba, J. C. Cuevas, E. Meyhofer, and P. Reddy, *Science* **355**, 1192 (2017).

¹¹ L. Cui, R. Miao, K. Wang, D. Thompson, L. A. Zotti, J. C. Cuevas, E. Meyhofer, and P. Reddy, *Nature Nanotechnol.* **13**, 122 (2018).

¹² L. Cui, S. Hur, Z. A. Akbar, J. C. Klöckner, W. Jeong, F. Pauly, S.-Y. Jang, P. Reddy, and E. Meyhofer, *Nature* **572**, 628 (2019).

¹³ M. Esposito, U. Harbola, and S. Mukamel, *Rev. Mod. Phys.* **81**, 1665 (2009).

¹⁴ M. Esposito, U. Harbola, and S. Mukamel, *Rev. Mod. Phys.* **86**, 1125 (2014).

¹⁵ M. Esposito, M. A. Ochoa, and M. Galperin, *Phys. Rev. B* **92**, 235440 (2015).

¹⁶ K. Brandner, T. Hanazato, and K. Saito, *Phys. Rev. Lett.* **120**, 090601 (2018).

¹⁷ R. Kosloff, *Entropy* **15**, 2100 (2013).

¹⁸ G. Lindblad, *Non-Equilibrium Entropy and Irreversibility* (D. Reidel Publishing Company, 1983).

¹⁹ A. Peres, *Quantum Theory: Concepts and Methods* (Kluwer Academic Publishers, 2002).

²⁰ M. Esposito, K. Lindenberg, and C. V. d. Broeck, *New J. Phys.* **12**, 013013 (2010).

²¹ T. Sagawa, arXiv:1202.0983 [cond-mat, physics:math-ph, physics:quant-ph] **8**, 125 (2012), arXiv: 1202.0983.

²² A. Kato and Y. Tanimura, *J. Chem. Phys.* **145**, 224105 (2016).

²³ P. Strasberg, G. Schaller, T. Brandes, and M. Esposito, *Phys. Rev. X* **7** (2017).

²⁴ N. Seshadri and M. Galperin, *Phys. Rev. B* **103**, 085415 (2021).

²⁵ A. Bruch, C. Lewenkopf, and F. von Oppen, *Phys. Rev. Lett.* **120**, 107701 (2018).

²⁶ H. Haug and A.-P. Jauho, *Quantum Kinetics in Transport and Optics of Semiconductors* (Springer, Berlin Heidelberg, 2008), second, substantially revised edition.

²⁷ G. Stefanucci and R. van Leeuwen, *Nonequilibrium Many-Body Theory of Quantum Systems. A Modern Introduction*. (Cambridge University Press, 2013).

²⁸ A.-P. Jauho, N. S. Wingreen, and Y. Meir, *Phys. Rev. B* **50**, 5528 (1994).

²⁹ M. Galperin, A. Nitzan, and M. A. Ratner, *Phys. Rev. B* **75**, 155312 (2007).

³⁰ V. Vedral, *Rev. Mod. Phys.* **74**, 197 (2002), URL <https://link.aps.org/doi/10.1103/RevModPhys.74.197>.

³¹ M. Esposito, M. A. Ochoa, and M. Galperin, *Phys. Rev. Lett.* **114**, 080602 (2015).

³² T.-H. Park and M. Galperin, *Phys. Rev. B* **84**, 205450 (2011).

³³ M. Frigo and S. G. Johnson, *Proc. IEEE* **93**, 216 (2005).

³⁴ A. Migliore, P. Schiff, and A. Nitzan, *Phys. Chem. Chem. Phys.* **14**, 13746 (2012), URL <http://dx.doi.org/10.1039/C2CP41442B>.

³⁵ J. G. Kirkwood, *J. Chem. Phys.* **3**, 300 (2004).

³⁶ P. Talkner and P. Hänggi, *Rev. Mod. Phys.* **92**, 041002 (2020).

³⁷ A. Bruch, M. Thomas, S. Viola Kusminskiy, F. von Oppen,

and A. Nitzan, Phys. Rev. B **93**, 115318 (2016).

³⁸ M. A. Ochoa, A. Bruch, and A. Nitzan, Phys. Rev. B **94**, 035420 (2016).

³⁹ We note that Eq.(8) is not a manifestation of additivity of system and baths contributions to the total entropy (due to entanglement the contributions are clearly not additive); rather it is definition of the system entropy. That is, one considers evolution of the total universe (system plus

baths) and separately evolution of the baths alone; difference between results of the two evolutions is defined as a quantity characterizing system entropy. Please note that such way of defining properties of systems strongly coupled to baths goes back to works by Kirkwood³⁵ and was used in many previous thermodynamic considerations^{25,36-38}.